

**Model PE-P1/MF1  
(G165/G166/G167/G181/G183/G184)  
PARTS CATALOG**

10th edition, April 2012

Ricoh Company, LTD.

**Model PE-P1/MF1 (G165/G166/G167/G181/G183/G184)**

**PARTS CATALOG**

This catalog gives the numbers and names of parts on this machine.

Model PE-P1/MF1	(G165/G166/G167/G181/G183/G184)
PaperFeedUnitTK1010	(G849)

# Model PE-P1/MF1 (G165/G166/G167/G181/G183/G184)

This parts catalog includes the changes announced in MB No. 1 to 14 and PCIL No. 200903 to 201203.

## Model PE-P1/MF1 (G165/G166/G167/G181/G183/G184)

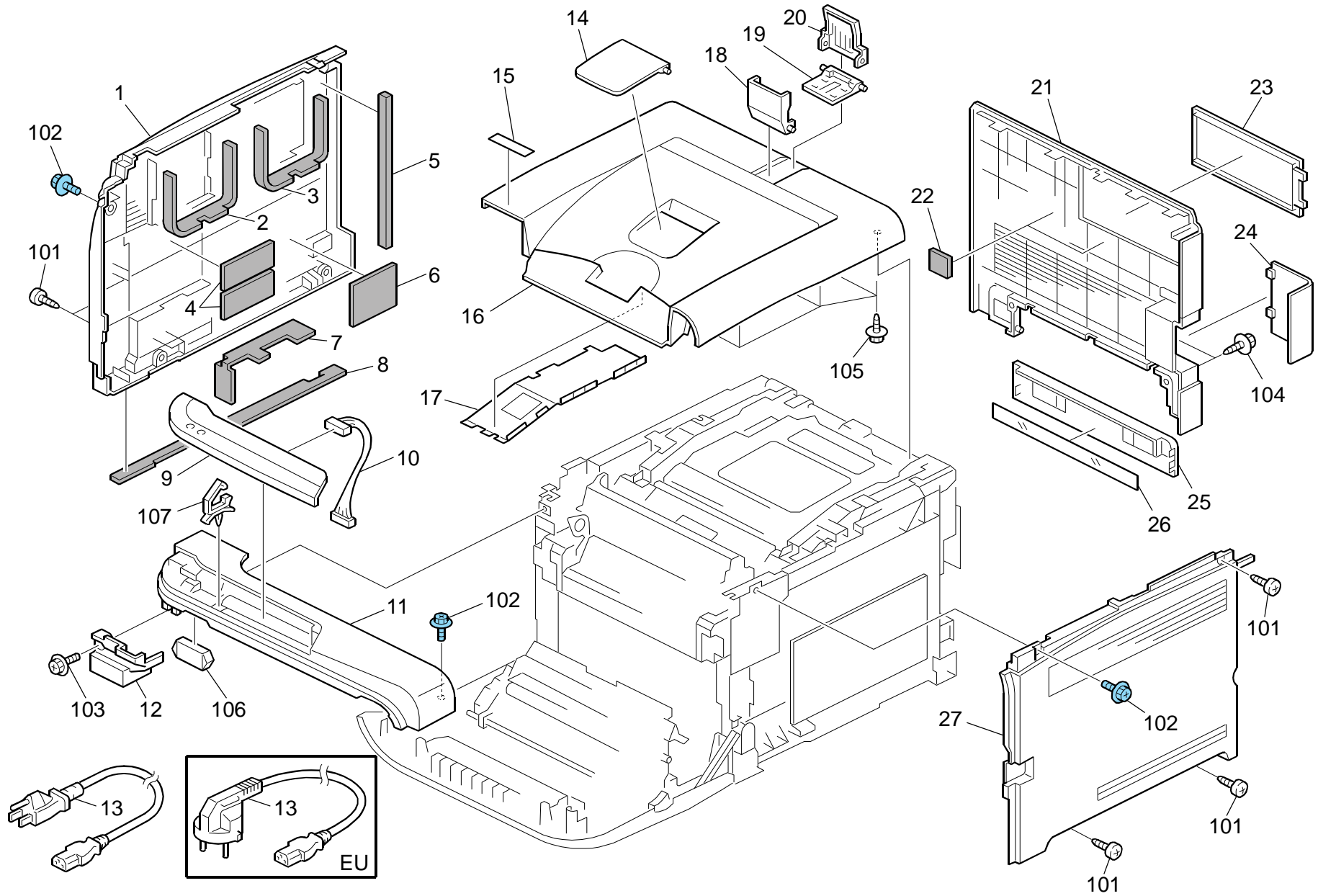
### PARTS CATALOG

This catalog gives the numbers and names of parts on this machine.

1.Exterior 1 (G165/G166/G167) .....	2	12.Electrical Section 1 (G165/G166/G167) .....	24
2.Exterior 2 (G165/G166/G167/G181/G183/G184) .....	4	13.Electrical Section 2 (G165/G166/G167/G181/G183/G184) .....	26
3.Paper Tray (G165/G166/G167/G181/G183/G184) .....	6	14.Frame Section (G165/G166/G167/G181/G183/G184) .....	28
4.Imaging Unit (G165/G166/G167/G181/G183/G184) .....	8	15.Exterior 1 (G181/G183/G184) .....	30
5.Transfer Belt Unit (G165/G166/G167/G181/G183/G184) .....	10	16.Exterior 2 (G181/G183/G184) .....	32
6.Paper Transfer (G165/G166/G167/G181/G183/G184) .....	12	17.Operation Panel (G181/G183/G184) .....	34
7.Fusing Unit (G165/G166/G167/G181/G183/G184) .....	14	18.Platen Cover (G181) .....	36
8.Paper Exit (G165/G166/G167/G181/G183/G184) .....	16	19.ADF 1 (G181/G183/G184) .....	38
9.Drive Section 1 (G165/G166/G167/G181/G183/G184) .....	18	20.ADF 2 (G181/G183/G184) .....	40
10.Drive Section 2 (G165/G166/G167/G181/G183/G184) .....	20	21.ADF 3 (G181/G183/G184) .....	42
11.Drive Section 3 (G165/G166/G167/G181/G183/G184) .....	22	22.ADF 4 (G181/G183/G184) .....	44
		23.Scanner Section (G181/G183/G184) .....	46
		24.Electrical Section 1 (G181/G183/G184) .....	48
		25.Electrical Section 2 (G181/G183/G184) .....	50
		26.Decals and Documents (G165/G166/G167/G181/G183/G184) .....	52
		<b>Parts Index</b> .....	<b>58</b>

April 23, 2012

# 1.Exterior 1 (G165/G166/G167)

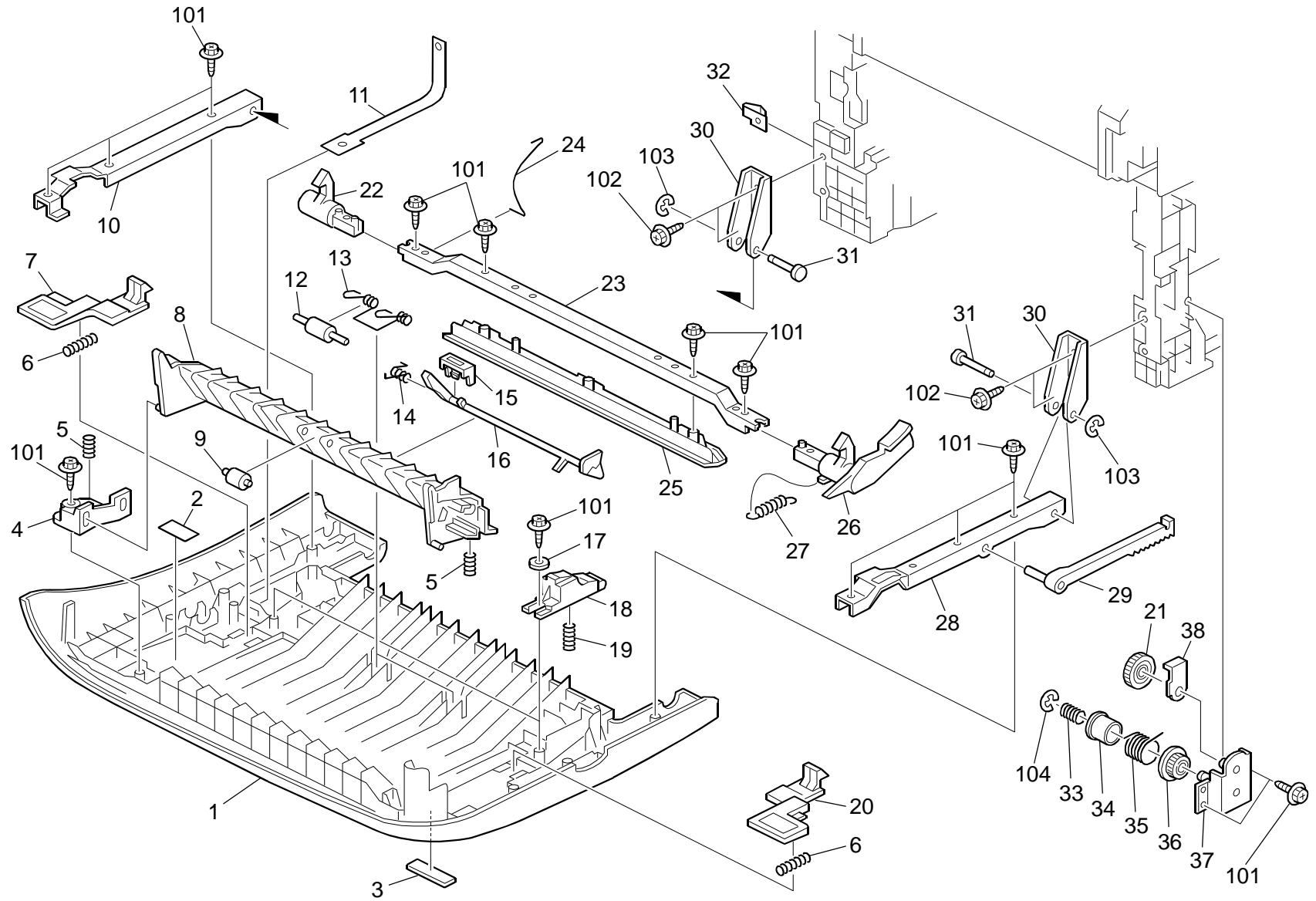


## 1.Exterior 1 (G165/G166/G167)

Index No.	Part No.	Description	Q'ty Per Assembly
1	G166 1306	Left Cover - Non EU	1
1	G166 1336	Cover:Left:EU (China)	1
	<del>G166 1276</del>	O/O MB3	
2	G166 1309	Seal - 7x27x273mm	1
3	G166 1310	Seal - 5x21x273mm	1
4	G166 1319	Seal:Cover:Left:7	2
5	G166 1311	Seal - 5x15x222mm	1
6	G166 1320	Seal:Cover:Left:6	1
7	G166 1312	Seal - 7x25x176mm	1
8	G166 1313	Seal - 3x8x411mm	1
9	G166 1401	Operation Panel	1
9	G165 1403	Operation Panel Ass'y - Chinese Added MB3	1
9	G165 1404	Operation Panel Ass'y - Taiwanese Added MB3	1
10	G166 5437	Interface Harness - Opration Panel	1
11	G166 1277	Exit Cover	1
12	G166 1261	Inner Cover - Exit	1
13	G166 5429	Power Supply Cord - 125V 15A	1
13	G166 5430	Power Supply Cord - 250V 10A EU	1
13	G166 5450	Power Supply Cord - CHN	1
13	1150 0409	Power Supply Cord:125V:15A:TWN (Taiwan) Added MB3	1
14	G166 1260	Extend Tray	1
15	G166 1370	Decal - Name Plate R (G165)	1
15	G166 1371	Decal - Name Plate R (G166)	1
15	G166 1372	Decal - Name Plate R (G167)	1
15	G166 1362	Decal - Name Plate US OEM (G165)	1
15	G166 1367	Decal - Name Plate US OEM (G166)	1
15	G166 1375	Decal - Name Plate US OEM (G167)	1
15	G166 1364	Decal - Name Plate NAS (G165)	1
15	G166 1369	Decal - Name Plate NAS (G166)	1
15	G166 1377	Decal - Name Plate NAS (G167)	1
15	G166 1365	Decal - Name Plate REX (G165)	1
15	G166 1373	Decal - Name Plate REX (G166)	1

Index No.	Part No.	Description	Q'ty Per Assembly
15	G166 1378	Decal - Name Plate REX (G167)	1
15	G166 1366	Decal - Name Plate GES (G165)	1
15	G166 1374	Decal - Name Plate GES (G166)	1
15	G166 1379	Decal - Name Plate GES (G167)	1
15	G181 1302	Decal - Name Plate US OEM (G181)	1
15	G183 1302	Decal - Name Plate US OEM (G183)	1
15	G184 1302	Decal - Name Plate US OEM (G184)	1
16	G166 1300	Cover:Upper	1
17	G166 5705	Shielding Plate	1
18	G166 1283	Front End Fence - Exit	1
19	G166 1281	Base - Exit End Fence	1
20	G166 1282	Rear End Fence - Exit	1
21	G166 1274	Rear Cover - NA (120V)	1
21	G166 1304	Rear Cover - EU (220V)	1
22	G166 1317	Seal - 4x30x30mm	2
23	G166 1259	Memory Cover	1
24	G166 1308	Interface Cover	1
25	G166 1262	Cassette Cover	1
26	G166 1318	Sheet - Cassette Cover	1
27	G166 1303	Right Cover - Non EU	1
27	G166 1333	Cover:Right:EU (China)	1
	<del>G166 1273</del>	O/O MB3	
101	0452 4010N	Binding Self-Tapping Screw:4x10	
102	0454 3008Q	Tapping Screw:3x8	
	<del>0360 3008N</del>	O/O MB12	
103	0360 3010N	Screw:M3x10	
104	0450 4010N	Tapping Screw:M4x10	
105	0450 3010N	Tapping Screw - M3x10	
106	1102 9156	Connector	
107	1105 0511	Harness Clamp - LWS-0306ZC	

## 2.Exterior 2 (G165/G166/G167/G181/G183/G184)



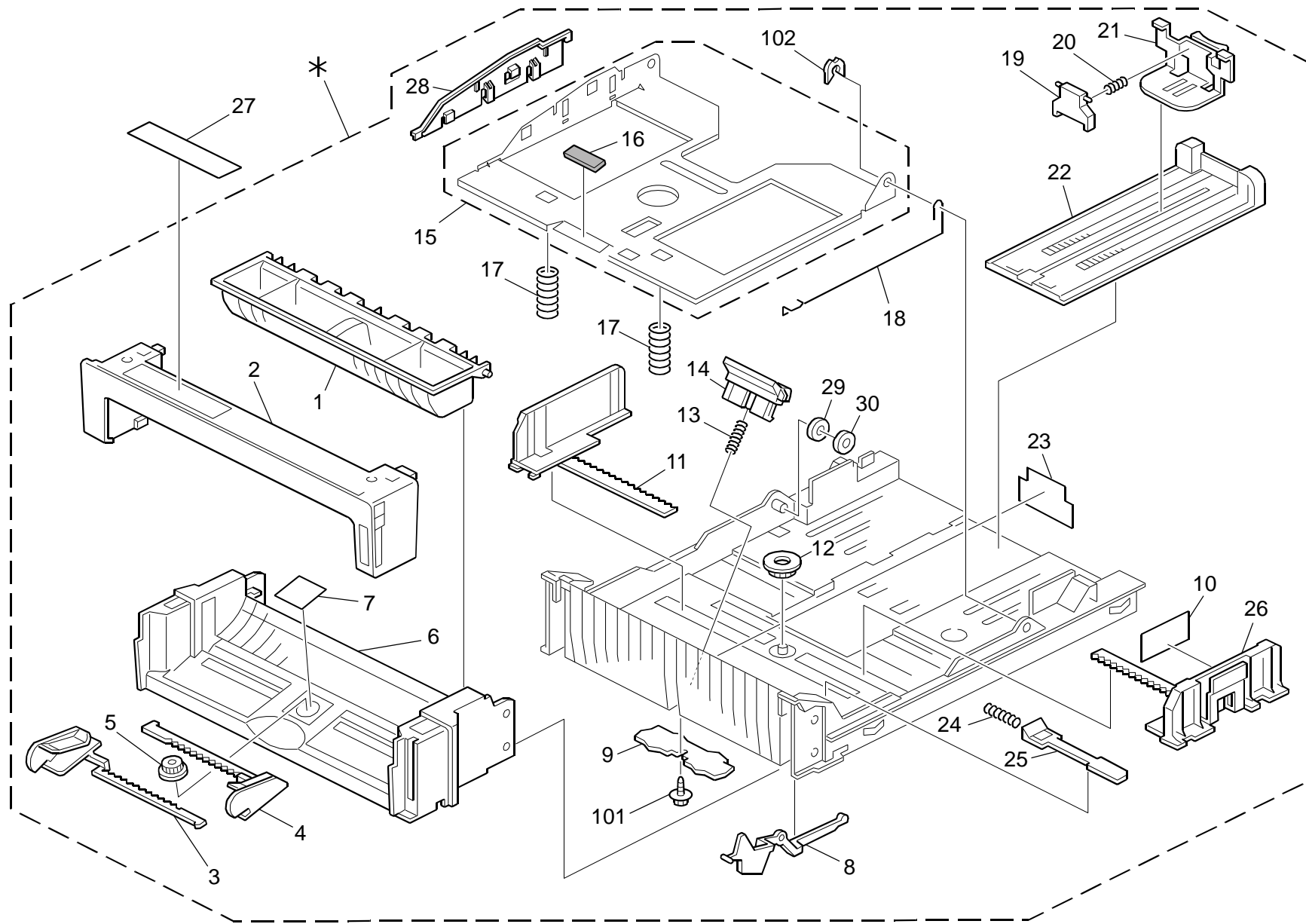
## 2.Exterior 2 (G165/G166/G167/G181/G183/G184)

Index No.	Part No.	Description	Q'ty Per Assembly
1	G166 3902	Front Cover (G165/G166/G167)	1
1	G183 3902	Front Cover (G181/G183/G184)	1
2	G166 4464	Decal:High Temperature	1
3	G166 1268	Logo Plate - RIC (G165/G166/G167)	1
3	J012 1515	Logo Plate - NSA (G165/G166/G167)	1
3	J012 1516	Logo Plate - REX (G165/G166/G167)	1
3	J012 1517	Logo Plate - GES (G165/G166/G167)	1
4	G166 3912	Guide Plate Holder	1
5	G166 3921	Guide Plate Spring - Middle	2
6	G166 3972	Compression Spring - Grip	2
7	G166 3970	Left Hook	1
8	G166 3923	Exit Guide Plate - Middle	1
9	M096 3926	Roller:Guide:Exit:Mmiddle	1
	<del>G166 3926</del>	O/O (201111 PCIL)	
10	G166 3904	Left Frame - Front Cover	1
11	G166 3927	Stopper Band	1
12	G166 4606	Duplex Roller	2
13	G166 4607	Pressure Spring - Duplex Roller	2
14	G166 3925	Torsion Spring - Feeler	1
15	G166 3933	Stopper:Feeler:Paper Feed Sensor	1
16	G166 3924	Feeler - Paper Feed Sensor	1
17	G166 3957	Washer - 0.8x10.8mm	2
18	G166 3962	Compression Spring Holder	2
19	M035 3974	Compression Spring:Housing:Transport	2
	<del>G166 3974</del>	X/O (200905 PCIL)	
20	G166 3971	Right Hook	1
21	G166 1093	Gear - 20Z	1
22	G166 3906	Left Lock Lever	1
23	G166 3908	Lock Lever Arm	1
24	G166 3910	Ground Wire	1
25	G166 3907	Lock Guide	1
26	G166 3905	Right Lock Lever	1
27	G166 3909	Tension Spring	1
28	G166 3903	Right Frame - Front Cover	1
29	G166 3928	Brake Rack - Front Cover	1

Index No.	Part No.	Description	Q'ty Per Assembly
30	G166 1060	Base:Hinge:Cover:Front	2
31	G166 1061	Pin:Hinge	2
32	G166 1096	Ground Plate - Front	1
33	G166 1065	Clutch Spring	1
34	G166 1066	Clutch/Brake Case	1
35	G166 1064	Clutch/Brake Spring	1
36	G166 1067	Gear - 14Z	1
37	G166 1008	Clutch/Brake Bracket	1
38	G166 1069	Rack Supporter	1
101	0450 3010N	Tapping Screw - M3x10	
102	0450 4010N	Tapping Screw:M4x10	
103	0720 0030E	Retaining Ring - M3	
104	0720 0040E	Retaining Ring - M4	



### 3.Paper Tray (G165/G166/G167/G181/G183/G184)

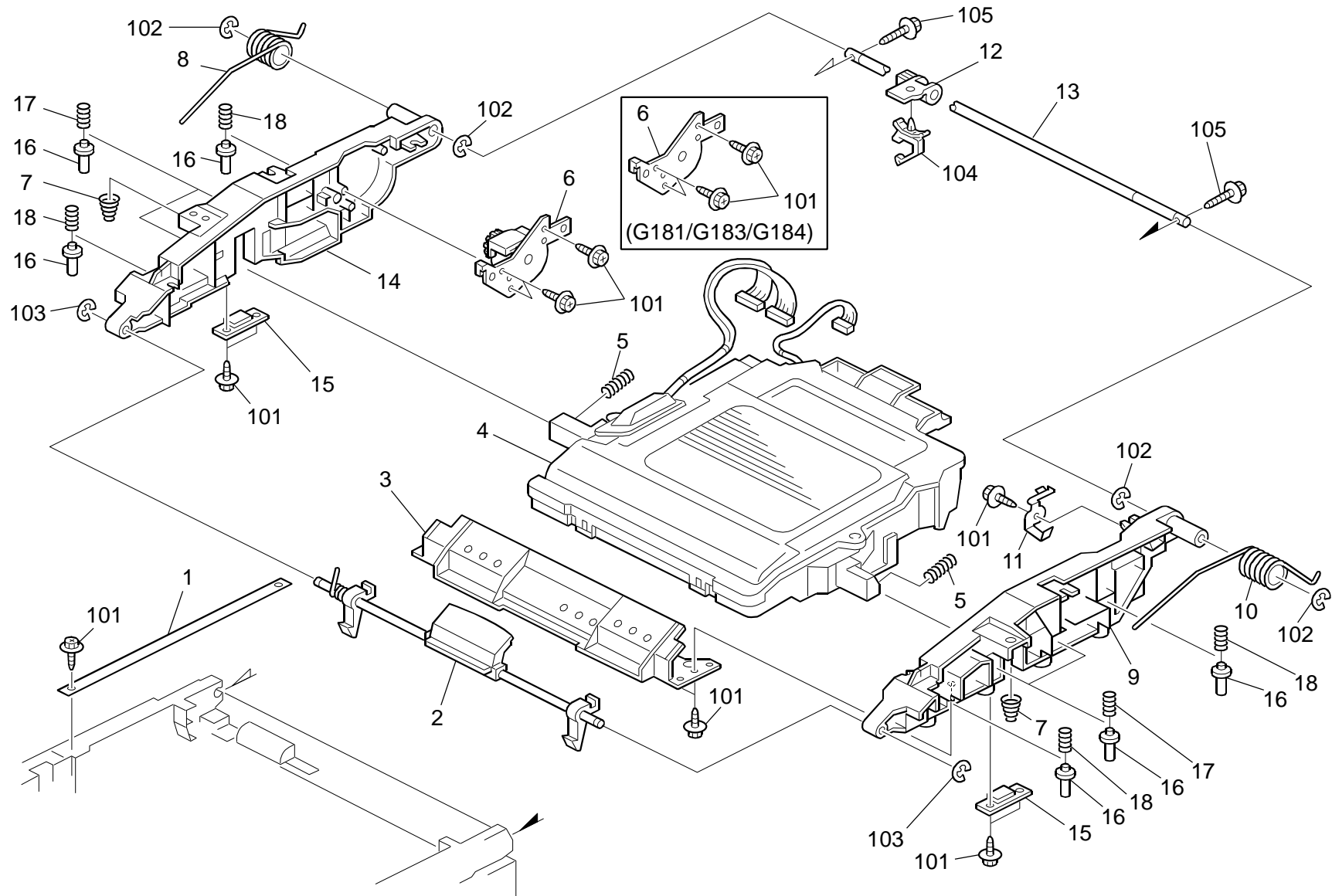


### 3.Paper Tray (G165/G166/G167/G181/G183/G184)

Index No.	Part No.	Description	Q'ty Per Assembly
*	M035 2527	Paper Tray Ass'y	1
	<del>M018 2527</del>	O/O (201002 PCIL)	
	<del>G166 2527</del>	O/O (200906 PCIL)	
1	G166 2554	Duplex Guide	1
2	G166 2553	Cassette Cover	1
3	G166 2560	Left Side Fence - Manual Feed	1
4	G166 2561	Right Side Fence - Manual Feed	1
5	A267 2869	Gear - 16Z	1
6	G166 2552	Paper Tray - Front	1
7	G166 2571	Sheet - Cassette	1
8	G166 2569	Lever Paper Volume Sensor	1
9	G166 2589	Damping Insulation	1
10	G166 2592	Side Fence Decal	1
11	G166 2555	Left Side Fence	1
12	G800 3133	Side Fence Gear	1
13	G166 2606	Compression Spring	1
14	M035 2620	Friction Pad	1
	<del>G166 2620</del>	O/O (200911 PCIL)	
15	M018 2562	Base:Adhesion	1
	<del>G166 2562</del>	X/O (200905 PCIL)	
16	5215 2713	Bottom Plate Pad	1
17	G166 2570	Compression Spring	2
18	G166 2572	Earth Spring	1
19	G166 2577	End Fence - Pressure	1
20	G166 2578	Compression Spring	1
21	G166 2559	End Fence	1
22	G166 2558	Extension Tray	1
23	G166 2573	Holder Sheet	1
24	G166 2568	Compression Spring	1
25	G166 2567	Bottom Plate Stopper	1
26	G166 2556	Right Side Fence	1
27	G166 2593	Caution Decal - Inkjet Paper	1
28	M018 2608	Cover:Base	1
		ADD (200904 PCIL)	

Index No.	Part No.	Description	Q'ty Per Assembly
29	AA13 2013	Spacer	1
		ADD (200904 PCIL)	
30	D009 4511	Spacer:DIA8.0:1.5mm	1
		ADD (200904 PCIL)	
101	0450 3010N	Tapping Screw - M3x10	
102	0805 0088	Retaining Ring - M6	

## 4.Imaging Unit (G165/G166/G167/G181/G183/G184)

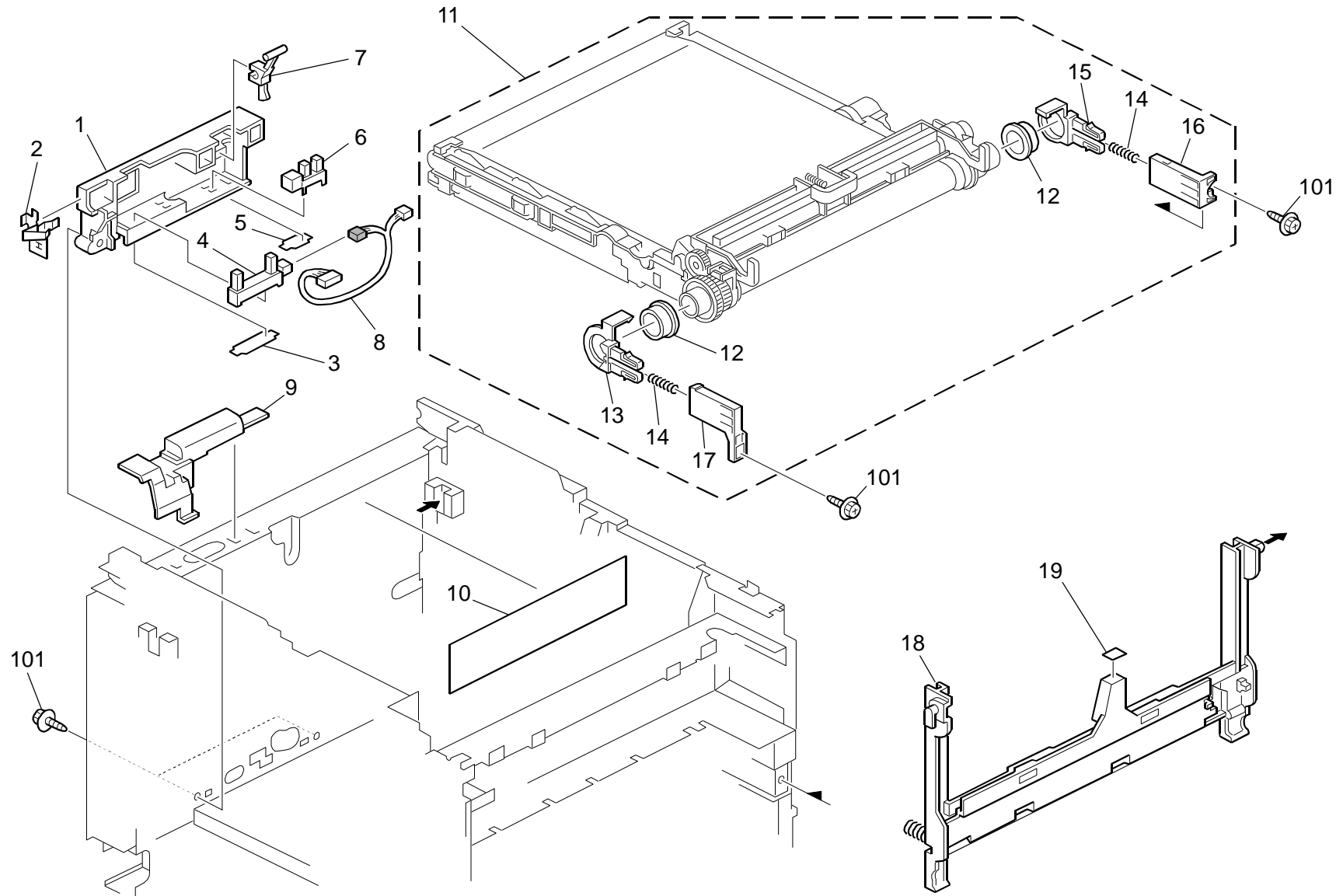


#### 4.Imaging Unit (G165/G166/G167/G181/G183/G184)

Index No.	Part No.	Description	Q'ty Per Assembly
1	G166 1269	Stopper Band	1
2	G166 1012	Lock Shaft	1
3	G166 1088	Upper Front Duct	1
4	G166 1851	Imaging Unit:Ass'y	1
5	G166 1078	Compression Spring	2
6	G166 1382	Bracket:Brake:Cover:Upper (G181/G183/G184) Added MB7	1
6	G166 1240	Brake:Cover:Upper (G165/G166/G167)	1
7	G166 1087	Spring:Cushion:Frame:Upper	2
8	G166 1081	Twist Spring - Left	1
9	G166 1071	Frame:Upper Right	1
10	G166 1080	Twist Spring - Right	1
11	G166 5706	Ground Plate:Shaft:Imaging Unit	1
12	G166 5724	Harness Clamp Holder	1
13	G166 1073	Shaft	1
14	G166 1070	Frame:Upper Left	1
15	G166 1086	Bracket:Optical Unit:Frame:Upper	2
16	G166 1089	Pin:Plate:Development Unit	8
17	G166 1072	Spring:Plate:AIO	4
18	G166 1084	Spring:Plate:AIO:Black	4

Index No.	Part No.	Description	Q'ty Per Assembly
101	0450 3010N	Tapping Screw - M3x10	
102	0720 0060E	Retaining Ring - M6	
103	0720 0040E	Retaining Ring - M4	
104	1105 0516	Clamp	
105	0450 3016N	Tapping Screw:3x16	

## 5. Transfer Belt Unit (G165/G166/G167/G181/G183/G184)

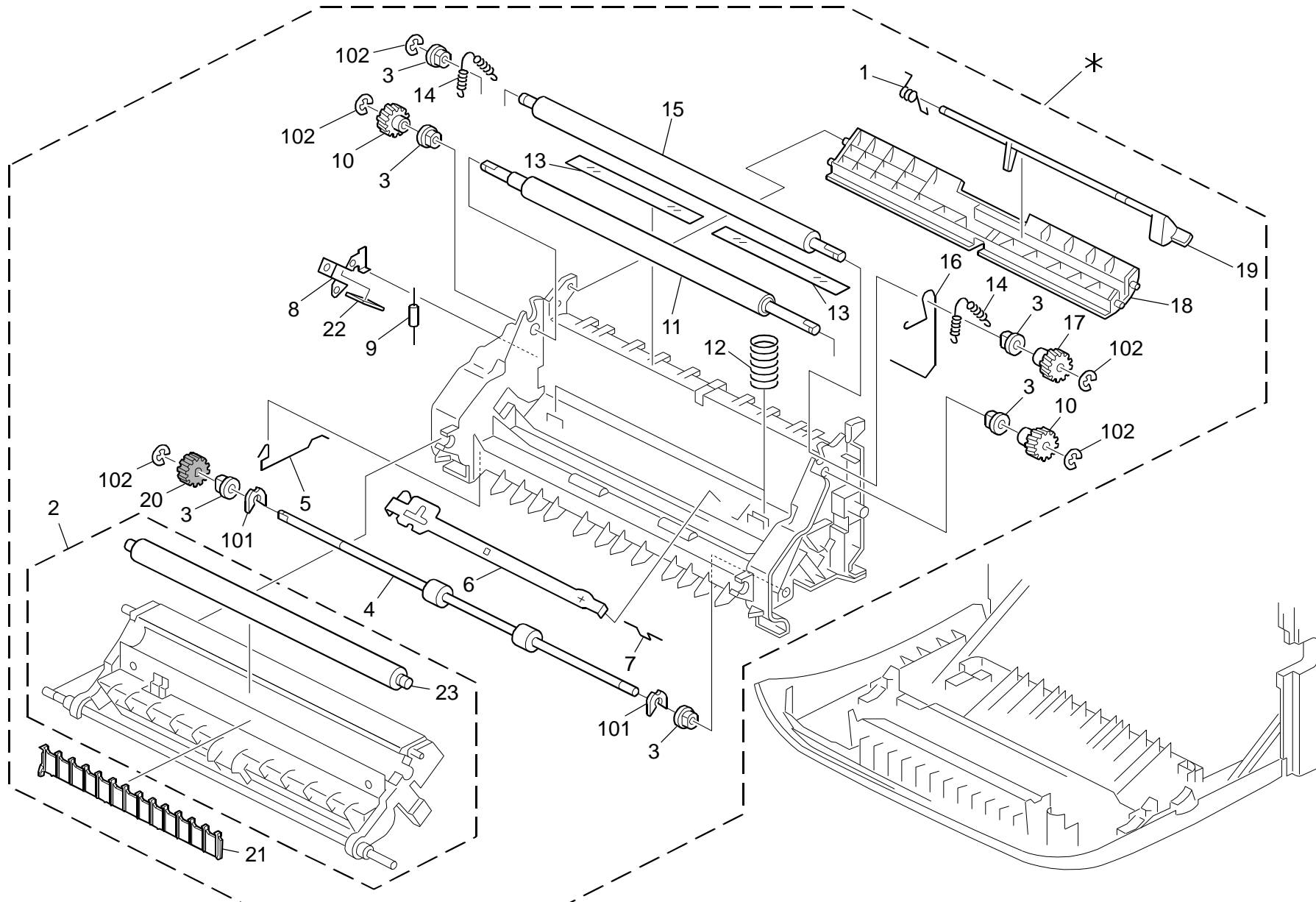


### 5.Transfer Belt Unit (G165/G166/G167/G181/G183/G184)

Index No.	Part No.	Description	Q'ty Per Assembly
1	G166 6587	Sensor Bracket	1
2	G166 6107	Grounding Plate	1
3	G166 6580	Stopper Sheet - Photointerruptor	1
4	G166 6584	Used Toner Sensor	1
5	G102 2789	Stopper:Photointerruptor	1
6	AW02 0198	Photointerruptor:LG2A14NL1	1
	<del>GW02-0020</del>	O/O (201111 PCIL)	
7	G166 6586	Feeler - Set Sensor	1
8	G166 5415	Sensor Harness	1
9	G166 5725	Harness Cover	1
10	G166 1390	Caution Decal - Transfer Belt	1
11	G165 0600	Intermediate Transfer Section	1
	<del>G166-0604</del>	O/O (200906 PCIL)	
12	G166 6026	Bushing - 19mm	2
13	G166 6193	Left Holder - Transfer Belt Unit	1
14	G166 6099	Compression Spring	2
15	G166 6194	Right Holder - Transfer Belt Unit	1
16	G166 6196	Right Slider - Transfer Belt Unit	1
17	G166 6197	Left Slider - Transfer Belt Unit	1
18	G166 6003	Density Sensor:Ass'y	1
	<del>G166-6002</del>	X/O MB13	
19	G166 6191	Cleaner Decal - Density Sensor	1

Index No.	Part No.	Description	Q'ty Per Assembly
101	0450 3010N	Tapping Screw - M3x10	

## 6.Paper Transfer (G165/G166/G167/G181/G183/G184)



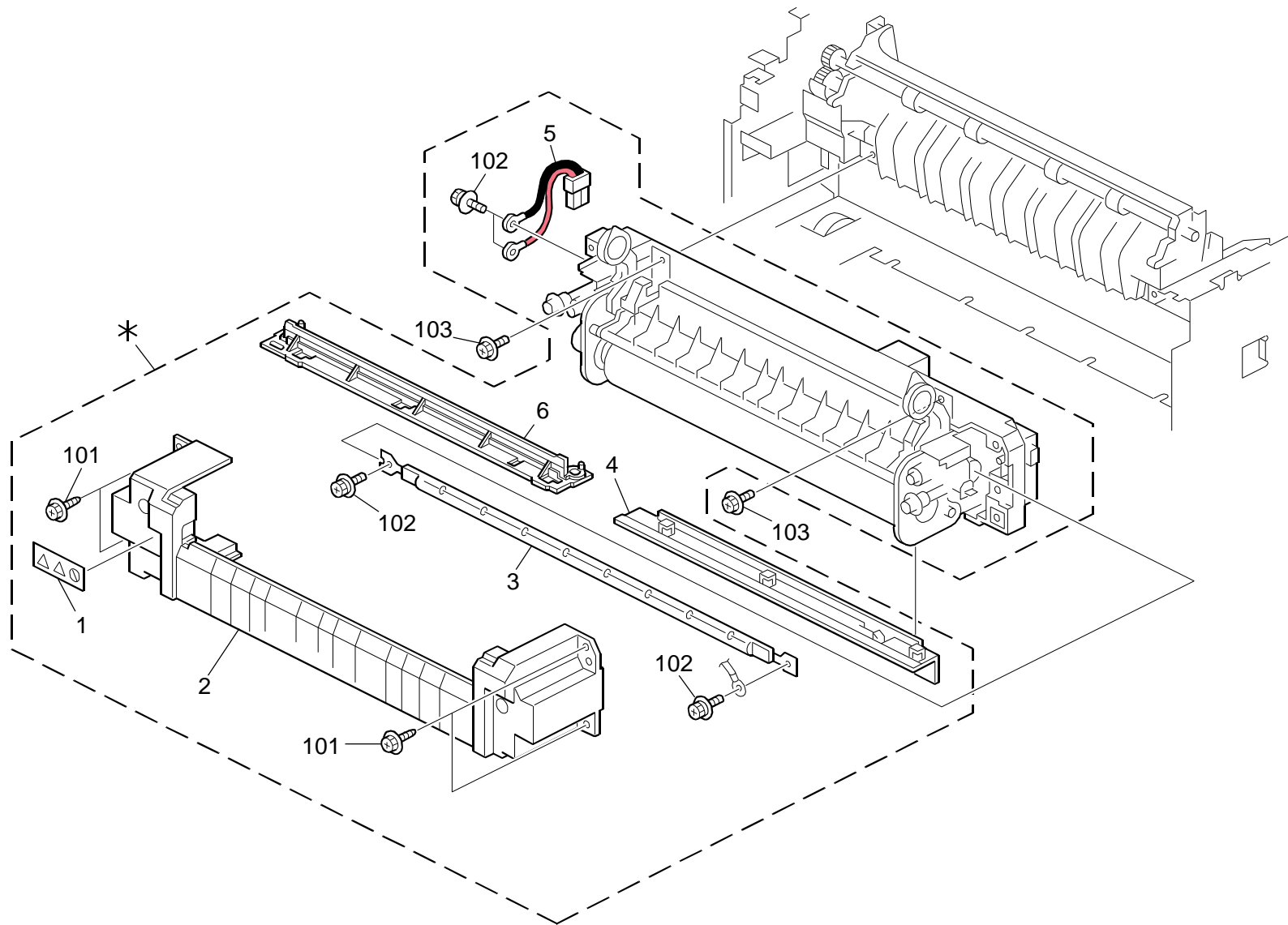
## 6.Paper Transfer (G165/G166/G167/G181/G183/G184)

Index No.	Part No.	Description	Q'ty Per Assembly
*	G165 3805	Transfer Unit	1
	<del>G166 3800</del>	O/O MB4	
1	G166 3860	Torsion Spring	1
2	G166 3952	Transfer Roller:Sub-ass'y	1
3	G166 3853	Bushing - 6mm	6
4	GF02 0054	Transport Roller:Duplex	1
	<del>GF02-0049</del>	X/X MB1	
5	G166 3998	Ground Wire- Duplex	1
6	G166 3967	Electrode Plate - Link	1
7	G166 3997	Ground Wire:Transfer/Separation	1
8	G166 3968	Electrode Plate - Contact Point	1
9	G166 3989	Resistor - 100M $\Omega$ $\pm$ 10% 0.5W	1
10	G166 3865	Gear - 14Z	2
11	GF02 0000	Registration Roller - Drive	1
12	G166 3961	Compression Spring	2
13	G166 3862	Guide Sheet - Registration	2
14	G166 3855	Tension Spring	2
15	G166 3852	Registration Roller - Driven	1
16	G166 3965	Ground Wire	1
17	G166 3867	Drive Gear - 14Z	1
18	G166 3863	Registration Guide	1
19	G166 3859	Registration Sensor Feeler	1
20	GB01 1133	Gear - 15Z	1
		Added MB1	
	<del>GB01 1119</del>	X/X	
		Added MB1	
21	G166 3958	Guide:Exit:Transfer/Separation	1
		Added MB5	
22	G166 3983	Spacer:Ground Plate:Transport	1
		Added MB10	
23	G163 3978	Transfer Roller	1
		ADD (201002 PCIL)	

Index No.	Part No.	Description	Q'ty Per Assembly
101	0805 0089	Retaining Ring - M4	
102	0720 0040E	Retaining Ring - M4	



## 7.Fusing Unit (G165/G166/G167/G181/G183/G184)

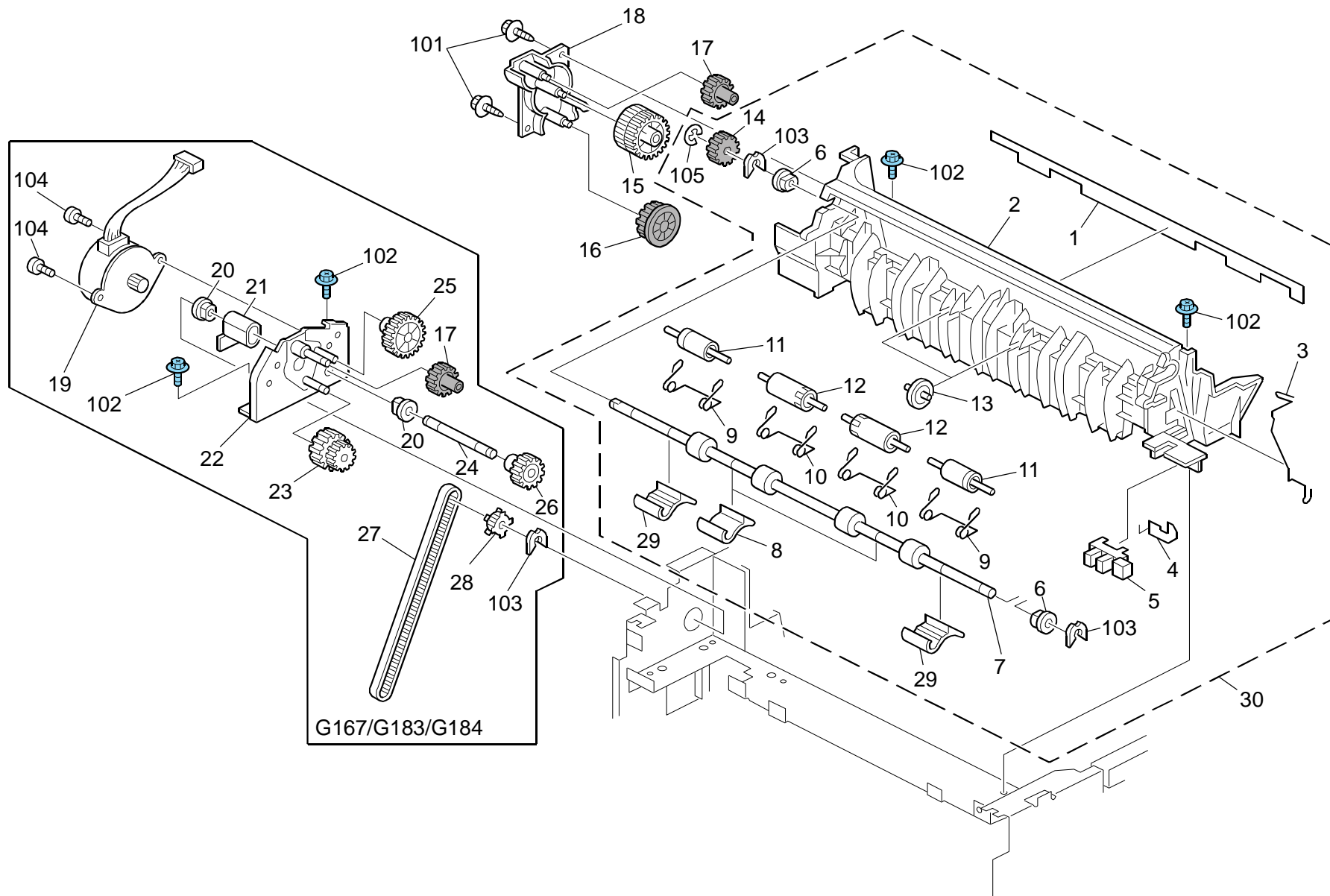


## 7.Fusing Unit (G165/G166/G167/G181/G183/G184)

Index No.	Part No.	Description	Q'ty Per Assembly
*	G166 4012	Fusing Unit - 120V	1
*	G166 4013	Fusing Unit - 220V	1
*	G166 4014	Fusing Unit - 110V TWN	1
	<del>G166 4010</del>	O/O (201101 PCIL)	
1	G166 4310	Deca:Warning (High Temperature):1:CUD	1
	<del>G166 4398</del>	X/O (PCIL 201008)	
2	G166 4066	Front Cover - Fusing Unit	1
3	GX45 0002	Fusing Lamp - 120V 1000W	1
3	GX45 0003	Fusing Lamp - 230V 1000W	1
3	GX45 0004	Fusing Lamp - 110V 1000W	1
4	G166 4072	Fusing Entrance Guide - Lower	1
5	G166 5448	Interface Harness - 115V	1
5	G166 5449	Interface Harness - 230V	1
6	G166 4071	Fusing Entrance Guide - Upper Added MB8	1

Index No.	Part No.	Description	Q'ty Per Assembly
101	0450 3010N	Tapping Screw - M3x10	
102	0804 6123	Hexagonal Bolt:W/Washer:M3x8	
103	0360 3006N	Screw - M3x6	

## 8.Paper Exit (G165/G166/G167/G181/G183/G184)

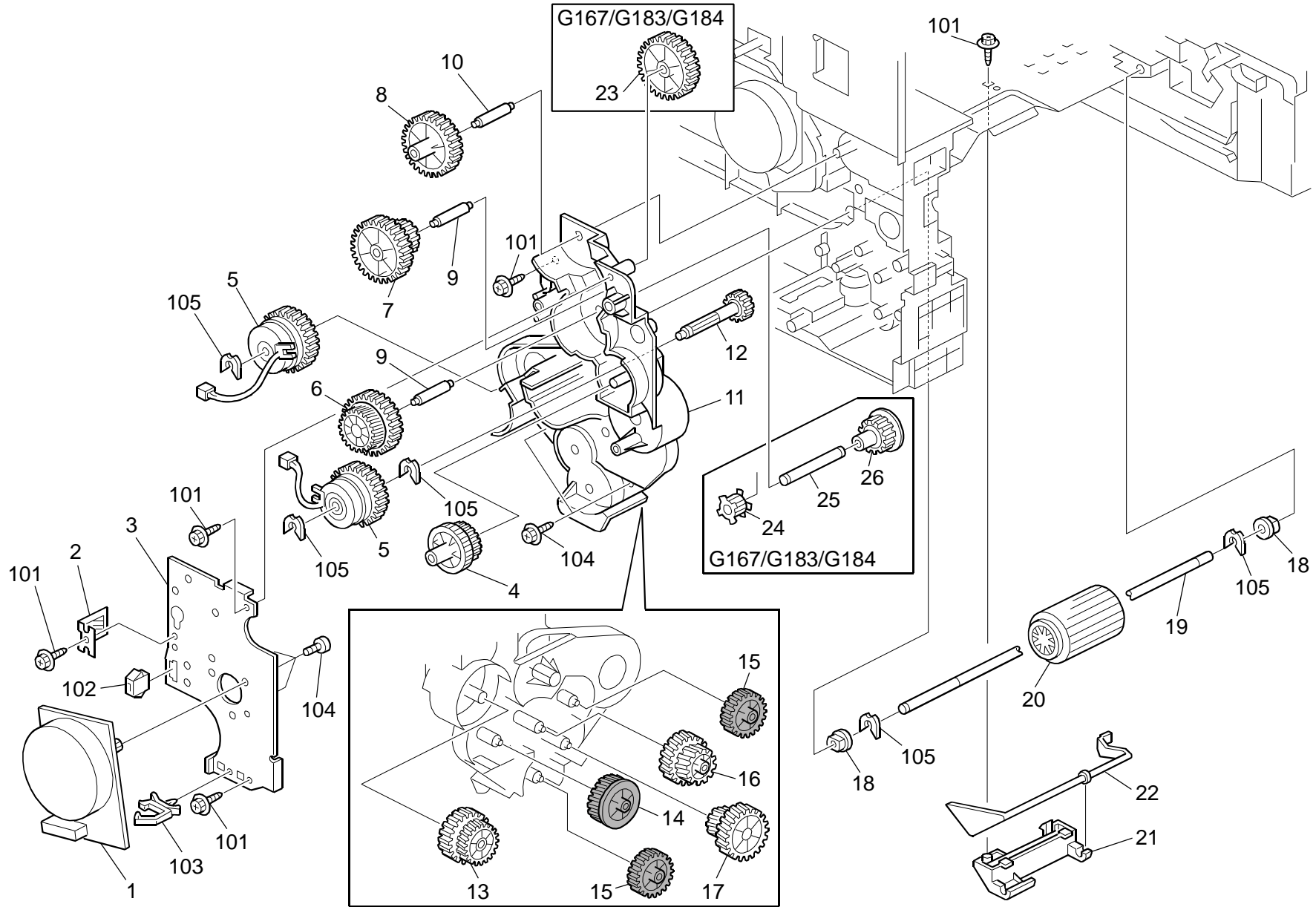


## 8.Paper Exit (G165/G166/G167/G181/G183/G184)

Index No.	Part No.	Description	Q'ty Per Assembly
1	GA12 0011	Discharge Brush Exit	1
2	G166 4455	Lower Exit Guide	1
3	G166 4461	Ground Wire	1
4	G166 4462	Stopper - Photointerruptor	1
5	AW02 0198	Photointerruptor:LG2A14NL1	1
	<del>GW02-0020</del>	O/O (201111 PCIL)	
6	GA08 2014	Plain Shaft Bearing:DIA6:DIA10:9	2
	<del>GA08-2010</del>	O/O (PCIL 201009)	
7	GF02 0055	Exit Roller	1
	<del>GF02-0053</del>	X/X (200904 PCIL)	
	<del>GF02-0039</del>	X/X MB1	
8	G166 4463	Exit Guide Plate	2
9	M018 4460	Spring:Pressure:Exit:Outer	2
	<del>G166-4460</del>	X/X (200904 PCIL)	
10	M018 4458	Spring:Pressure:Exit:Inner	2
	<del>G166-4458</del>	X/X (200904 PCIL)	
11	M018 4459	Roller:Driven:Exit:Outer	2
	<del>G166-4459</del>	X/X (200904 PCIL)	
12	G166 4457	Driven Roller - Exit	2
13	G166 4456	Guide Roller - Exit	2
14	GB01 1133	Gear - 15Z	1
	<del>GB01-1119</del>	X/X MB1	
15	GB01 7105	Gear - 23/30Z	1
16	GB01 3064	Gear - 22Z	1
17	GB01 1111	Gear - 19Z	2
18	G166 1169	Bracket - Exit Drive Unit	1
19	GX04 1120	Stepper Motor - DC 14.8W	1
20	AA08 2101	Bushing - 6x10x6	2
21	G166 5745	Harness Cover	1
22	G166 1194	Frame - Duplex Drive Unit	1
23	GB01 7109	Gear - 16/42Z	1
24	GA14 5014	Shaft - 6 x 55.3mm	1
25	GB01 1112	Gear - 29Z	1
26	GB01 1108	Gear - 21Z	1
27	GA04 3030	Timing Belt - 60S2M280	1

Index No.	Part No.	Description	Q'ty Per Assembly
28	GB03 0036	Pulley - 18T	1
29	M018 4464	Guide:Plate:Exit:Outer	2
	<del>G166-4463</del>	X/X (200904 PCIL)	
30	M018 4450	Exit Guide Ass'y	1
		ADD (200904 PCIL)	
101	0450 3010N	Tapping Screw - M3x10	
102	0454 3006Q	Tapping Screw - M3x6	
103	0805 0089	Retaining Ring - M4	
104	0353 0060N	Bind Screw - M3x6	
105	0720 0040E	Retaining Ring - M4	
		Added MB1	

# 9. Drive Section 1 (G165/G166/G167/G181/G183/G184)

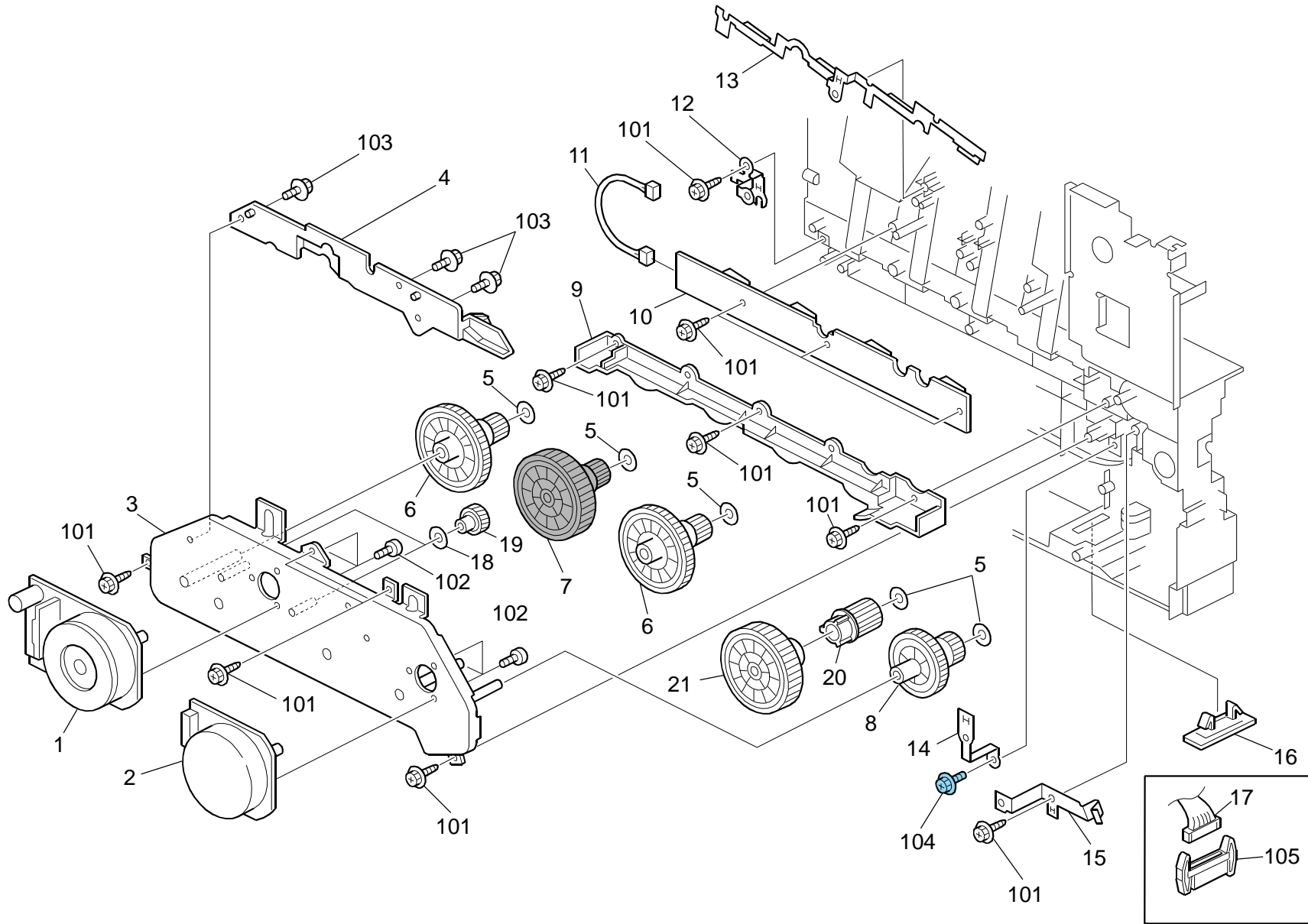


### 9. Drive Section 1 (G165/G166/G167/G181/G183/G184)

Index No.	Part No.	Description	Q'ty Per Assembly
1	GX06 1124	Brushless Motor - DC24V 10W	1
2	G166 1152	Grounding Plate	1
3	G166 1151	Motor Bracket	1
4	GB01 7103	Gear - 21/45Z	1
5	GX20 1121	Magnetic Clutch	2
6	GB01 7104	Gear - 24/57Z	1
7	GB01 1101	Gear - 37Z	1
8	GB01 1102	Gear - 19/38Z	1
9	GA14 8018	Shaft - 6 X 21.9mm	2
10	GA14 8016	Shaft - 6 X 26.7mm	1
11	G166 1139	Frame - Transport Drive Unit	1
12	GB01 1118	Regist Drive Gear	1
13	GB01 1103	Gear - 28/36Z	1
14	GB01 1105	Gear - 29Z	1
15	GB01 1109	Gear - 28Z	2
16	GB01 1106	Gear - 22/31Z	1
17	GB01 1104	Gear - 20/35Z	1
18	AA08 2101	Bushing - 6x10x6	2
19	G166 2580	Shaft - Paper Feed Roller	1
20	AF03 1061	Paper Feed Roller	1
21	G166 2586	Feeler Holder	1
22	G166 2585	Feeler - Paper End Sensor	1
23	GB01 1110	Gear - 31Z	1
24	GB03 0036	Pulley - 18T	1
25	GA14 5013	Shaft - 6 x 39.5mm	1
26	GB01 1108	Gear - 21Z	1

Index No.	Part No.	Description	Q'ty Per Assembly
101	0450 3010N	Tapping Screw - M3x10	
102	1102 4473	CT Connector - 2P	
103	1105 0516	Clamp	
104	0353 0040N	Screw - M3x4	
105	0805 0089	Retaining Ring - M4	

# 10. Drive Section 2 (G165/G166/G167/G181/G183/G184)



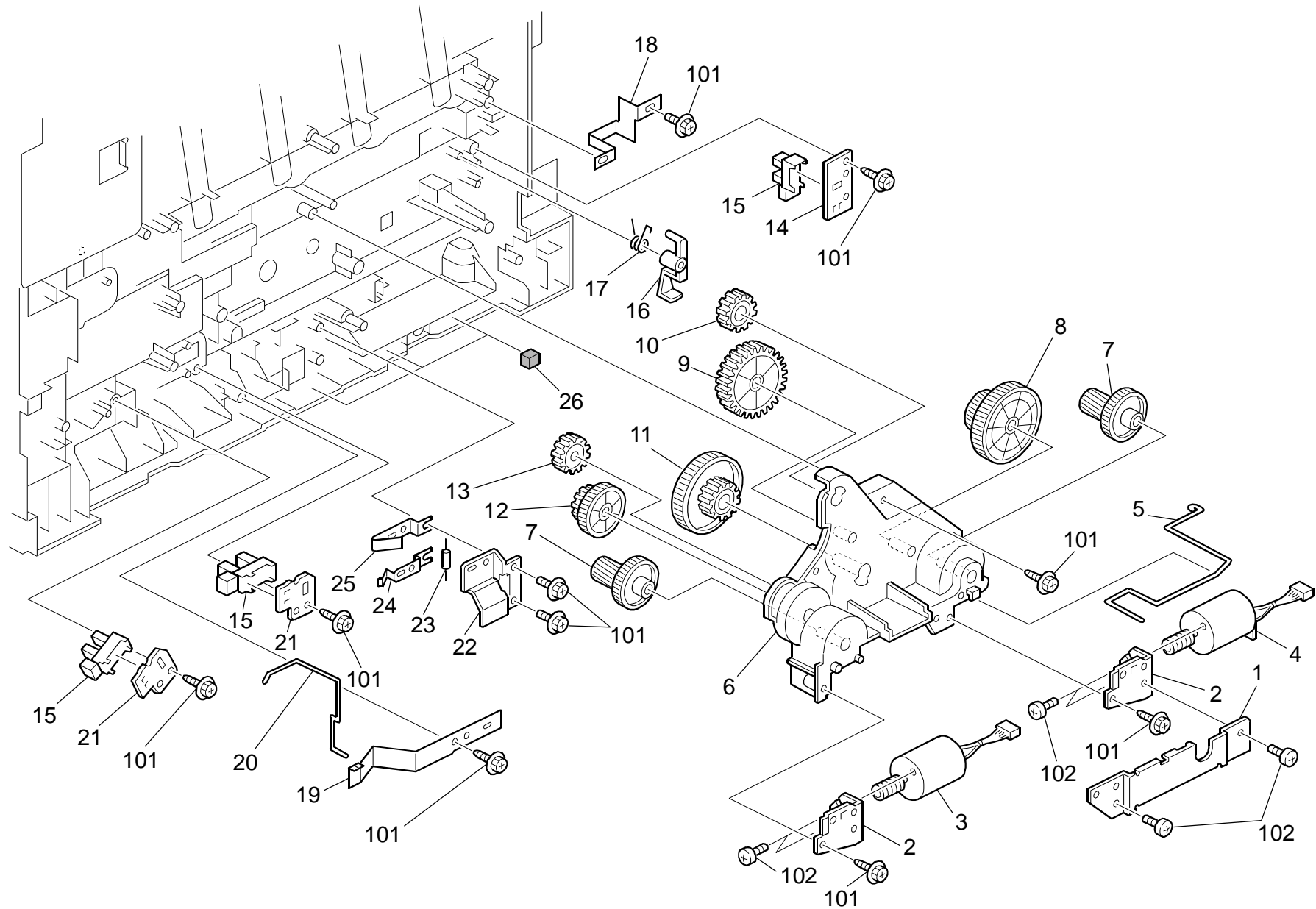
### 10. Drive Section 2 (G165/G166/G167/G181/G183/G184)

Index No.	Part No.	Description	Q'ty Per Assembly
1	GX06 1138	Brushless Motor - DC24V 32W	1
2	GX06 1136	Brushless Motor - DC24V 21W	1
3	M018 1102	Bracket:Motor:Ass'y	1
	<del>G166 1102</del>	X/X (200905 PCIL)	
4	G166 1104	Shielding Plate	1
5	GA13 2101	Spacer - 0.13 x 12mm	5
6	GB01 7101	Gear - 22/99Z	2
7	GB01 7110	Gear - 22/99Z Cyan	1
8	GB01 7102	Gear - 27/76Z	1
9	G166 1112	Gear Cover	1
10	G166 5280	Terminal Board	1
11	G166 5427	Harness - EGB-ID	1
12	G166 1097	Ground Plate - Left	1
13	G166 1090	Ground Plate - Dchip	1
14	G166 1091	Ground Plate - Power Supply Unit	1
15	G166 3866	Ground Plate:Registration Roller	1
16	G166 5749	Connector Cover	1
17	G166 5431	Harness - Motor/Clutch (G166/G167/G183/G184)	1
17	G166 5440	Harness - EGB-Motor (G165/G181)	1
18	GA13 2102	Spacer - 0.13 x 10mm	2
19	GB01 2101	Gear - 33Z	2
20	GB01 7120	Gear:AIO:Joint:2 ADD (200905 PCIL)	1
21	GB01 0121	Gear:AIO:Drive:1	1
	<del>GB01 7104</del>	X/X (200905 PCIL)	

Index No.	Part No.	Description	Q'ty Per Assembly
101	0450 3010N	Tapping Screw - M3x10	
102	0353 0040N	Screw - M3x4	
103	0360 3006N	Screw - M3x6	
104	0454 3008Q	Tapping Screw:3x8	
105	1103 3902	Connector - 10P RG165033 ADD (201007 PCIL)	



# 11. Drive Section 3 (G165/G166/G167/G181/G183/G184)

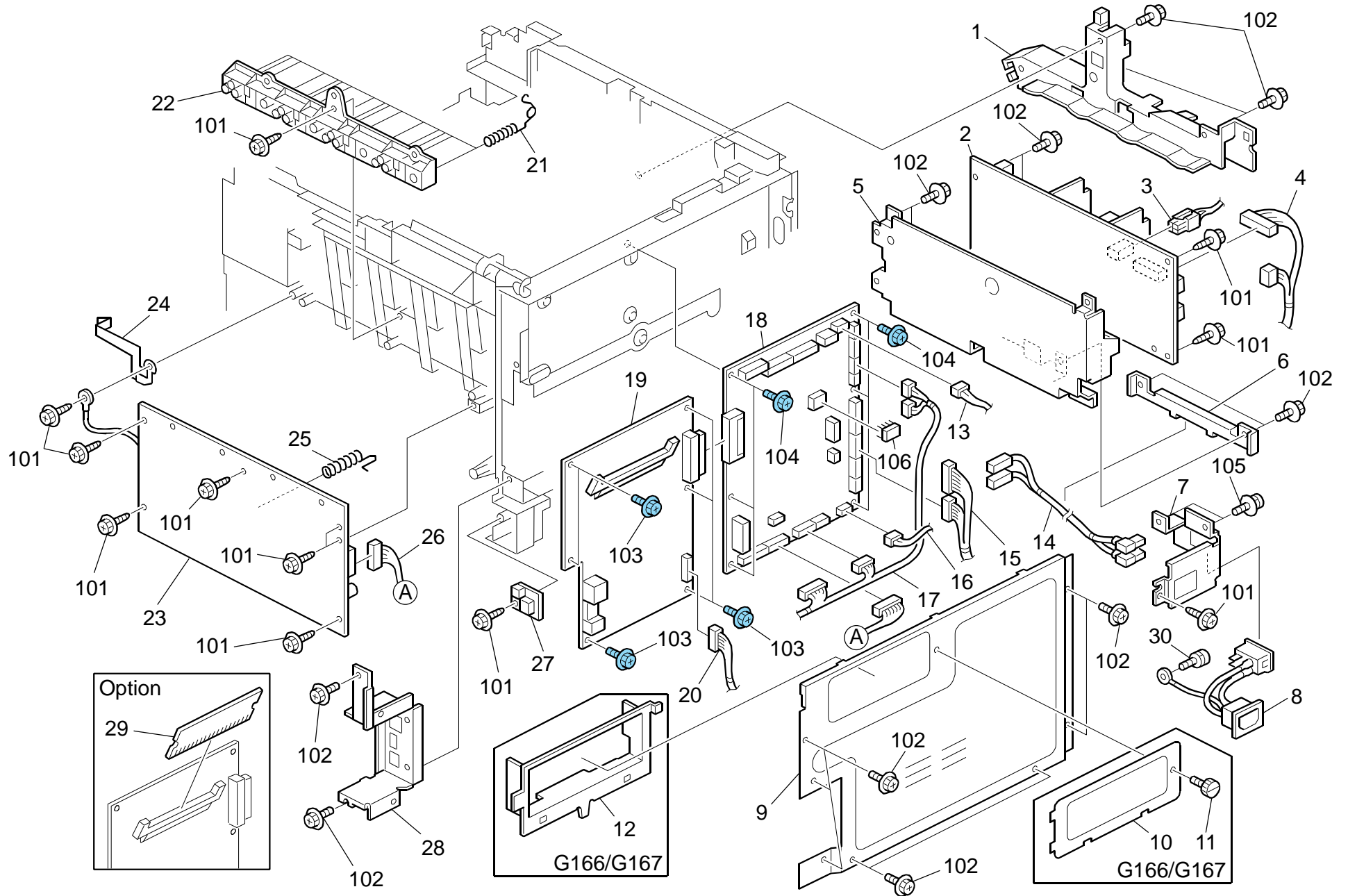


### 11. Drive Section 3 (G165/G166/G167/G181/G183/G184)

Index No.	Part No.	Description	Q'ty Per Assembly
1	G166 1125	Shielding Plate	1
2	G166 1119	Motor Bracket	2
3	G166 1135	Motor - DC24V 1.6W	1
4	G166 1131	DC Motor - DC24V 5.3W	1
5	G166 1118	Grounding Wire	1
6	G166 1123	Frame - On-Off Drive Unit	1
7	GB01 7111	Gear - 16/51Z	2
8	GB01 7113	Gear - 40/65Z	1
9	GB01 3114	Gear - 35Z	1
10	GB01 3115	Gear - 21Z	1
11	GB01 7112	Gear - 21/73Z	1
12	GB01 7116	Gear - 17/42Z	1
13	GB01 3117	Gear - 19Z	1
14	G166 6103	Sensor Holder	1
15	AW02 0198	Photointerruptor:LG2A14NL1	3
	<del>GW02 0020</del>	O/O (201111 PCIL)	
16	G166 6046	Sensor Feeler	1
17	G166 6045	Spring - Feeler	1
18	G166 1083	Grounding Plate - High Voltage	1
19	G166 2583	Spring Plate:Paper Tray:Positioning	1
20	G166 2582	Grounding Spring	1
21	G163 1068	Bracket - Photointerruptor	2
22	G166 2596	Holder:Resistor:Base	1
23	M096 3993	Resistor:Earth:Paper Feed	1
	<del>G166 3993</del>	O/O (201111 PCIL)	
24	G166 2597	Spring Plate:Resistor:Base:Lower	1
25	G166 2598	Spring Plate:Resistor:Base:Upper	1
26	G166 5726	Cushion - Harness	3

Index No.	Part No.	Description	Q'ty Per Assembly
101	0450 3010N	Tapping Screw - M3x10	
102	0353 0030N	Screw:M3x3	

## 12.Electrical Section 1 (G165/G166/G167)

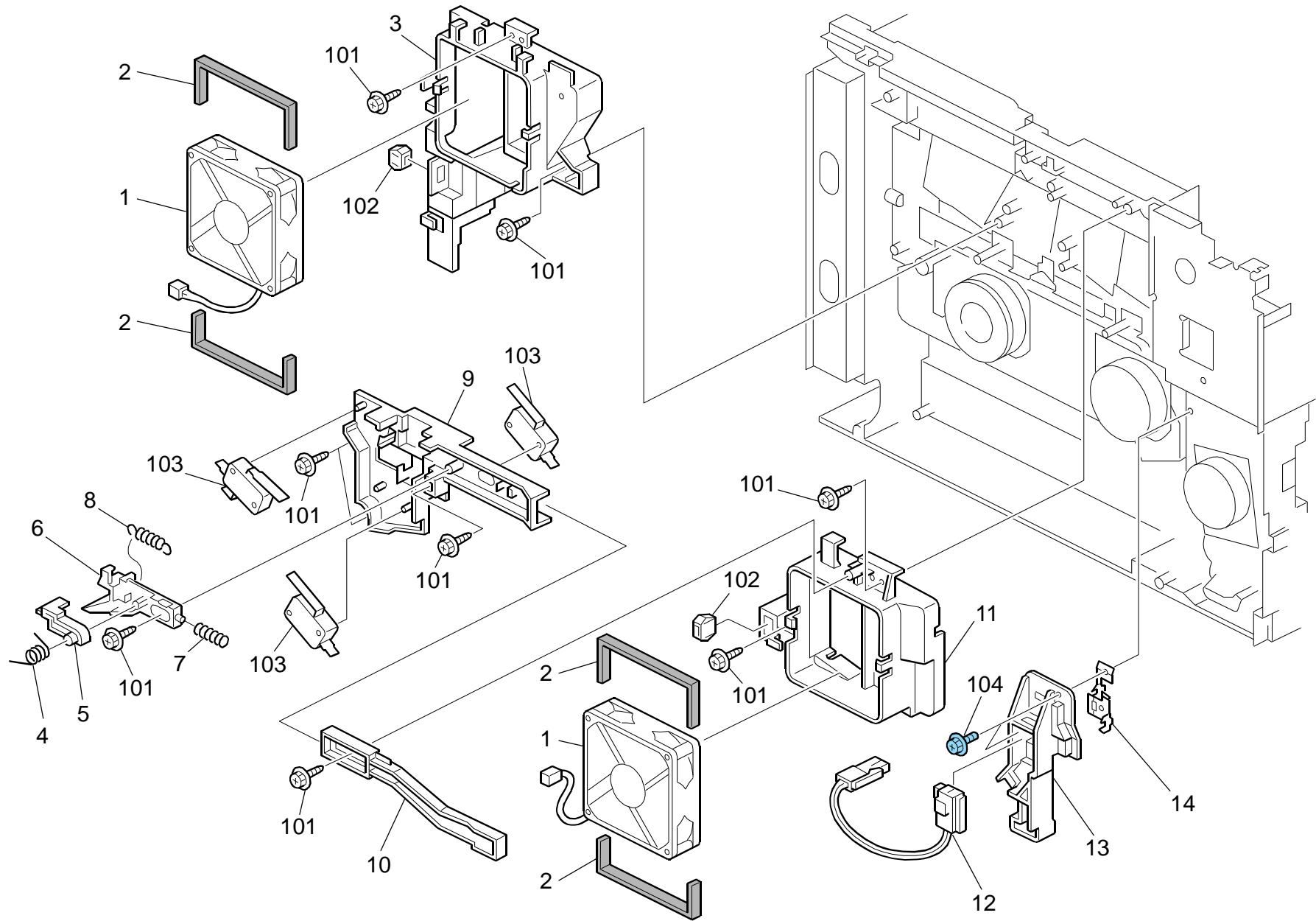


## 12.Electrical Section 1 (G165/G166/G167)

Index No.	Part No.	Description	Q'ty Per Assembly
1	G166 1110	Harness Guide	1
2	GZ23 0035	Power Supply Unit - 115V	1
2	GZ23 0034	Power Supply Unit - 230V	1
2	GZ23 0037	Power Supply Unit:CHN	1
3	G166 5426	Harness - PSU-Safety	1
4	G166 5444	Harness - EGB-PSU	1
5	G166 5700	Bracket - Power Supply Unit	1
6	G166 5701	Harness Cover - Power Supply Unit	1
7	G166 5715	Bracket - Main Switch	1
8	G166 5425	Harness - Power Supply Unit	1
9	G166 5730	Controller Cover	1
9	G166 5740	Controller Cover	1
10	G166 5712	Memory Cover	1
11	M018 5754	Screw	1
	<del>G166 5713</del>	O/O MB14	
12	G166 5746	Memory Stopper	1
13	G166 5454	Harness - EGB-Fan	1
14	G166 5452	AC Harness	1
15	G166 5431	Harness - Motor/Clutch	
		(G166/G167/G183/G184)	1
15	G166 5440	Harness - EGB - Motor (G165/G181)	1
16	G166 5412	Harness - EGB-PSU	1
17	G166 5433	Harness - Sensor/Motor/TH	1
18	G166 5121	Engine Board (G165/G166)	1
18	G166 5126	Engine Board (G167)	1
19	G163 5680	Controller Board (G165)	1
19	G167 5680	Controller Board (G166/G167)	1
20	G166 5439	Harness - Operation Panel	1
21	G166 5716	Terminal:AIO	16
	<del>G166 5739</del>	O/O MB2	
22	G166 5731	Terminal Holder	1
23	GZ30 0003	Power Pack	1
	<del>GZ30-0004</del>	X/O MB9	
24	G166 5708	2nd Terminal - Transfer	1
25	G166 5738	1st Terminal - Transfer	1

Index No.	Part No.	Description	Q'ty Per Assembly
26	G166 5414	Harness - EGB-HVP	1
27	AW14 0015	Temperature & Humidity Sensor	1
28	G166 5743	Bracket - Control Board	1
28	G166 5729	Control Board Bracket	1
29	G891 5690	DDR-DIMM - 256MB	1
30	AA14 3592	Screw- M4x6	1
101	0450 3010N	Tapping Screw - M3x10	
102	0360 3006N	Screw - M3x6	
103	0454 3006Q	Tapping Screw - M3x6	
104	0454 3008Q	Tapping Screw:3x8	
105	0954 3008N	Screw - M3x8	
106	1407 6657	EEPROM:BR93L76-W	

### 13. Electrical Section 2 (G165/G166/G167/G181/G183/G184)

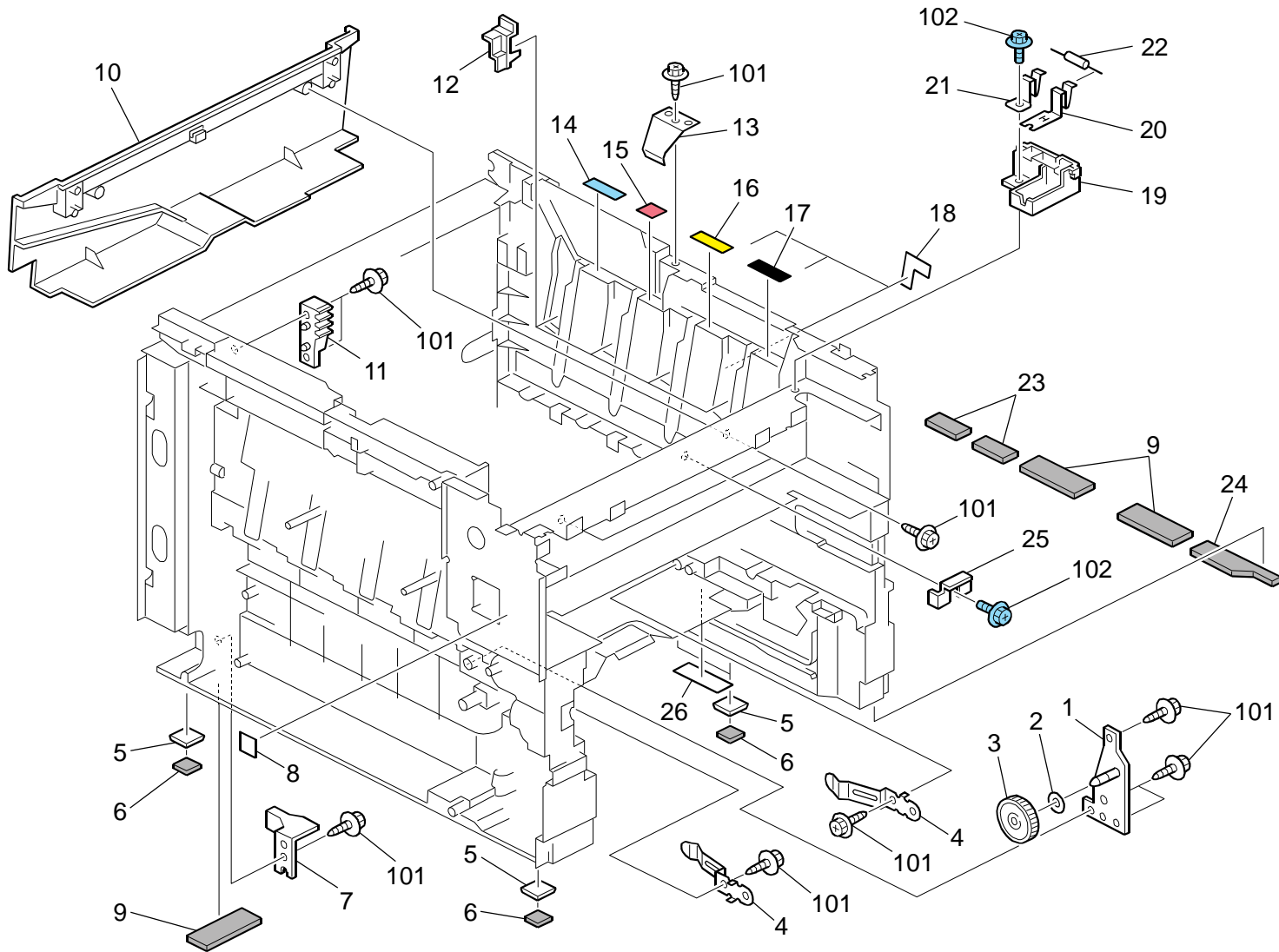


### 13. Electrical Section 2 (G165/G166/G167/G181/G183/G184)

Index No.	Part No.	Description	Q'ty Per Assembly
1	GX64 5734	Fan Motor:MM80 DC24V 3.12W	2
2	G166 5728	Seal - Fan Motor	4
3	G166 1059	Duct	1
4	G166 5734	Torsion Spring - Safety Switch	1
5	G166 5754	Arm:Link:Safety Switch	1
	<del>G166 5747</del>	X/O (201001 PCIL)	
6	G166 5733	Link - Safety Switch	1
7	G166 5737	Compression Spring - Safety Switch	1
8	G166 5736	Tension Spring - Safety Switch	1
9	G166 5732	Bracket Safety Switch	1
10	G166 5748	Lever - Safety Switch	1
11	G166 1058	Exit Duct	1
12	G166 5445	PSU Interface Harness - 115V	1
12	G166 5446	PSU Interface Harness - 230V	1
13	G166 5751	Connector Holder - Fusing	1
14	G166 5759	Ground Plate - Fusing	1

Index No.	Part No.	Description	Q'ty Per Assembly
101	0450 3010N	Tapping Screw - M3x10	
102	1102 4559	Connector - 3P	
103	1204 2612	Micro Switch:D3V-16506-3C25	
104	0454 3008Q	Tapping Screw:3x8	

# 14.Frame Section (G165/G166/G167/G181/G183/G184)



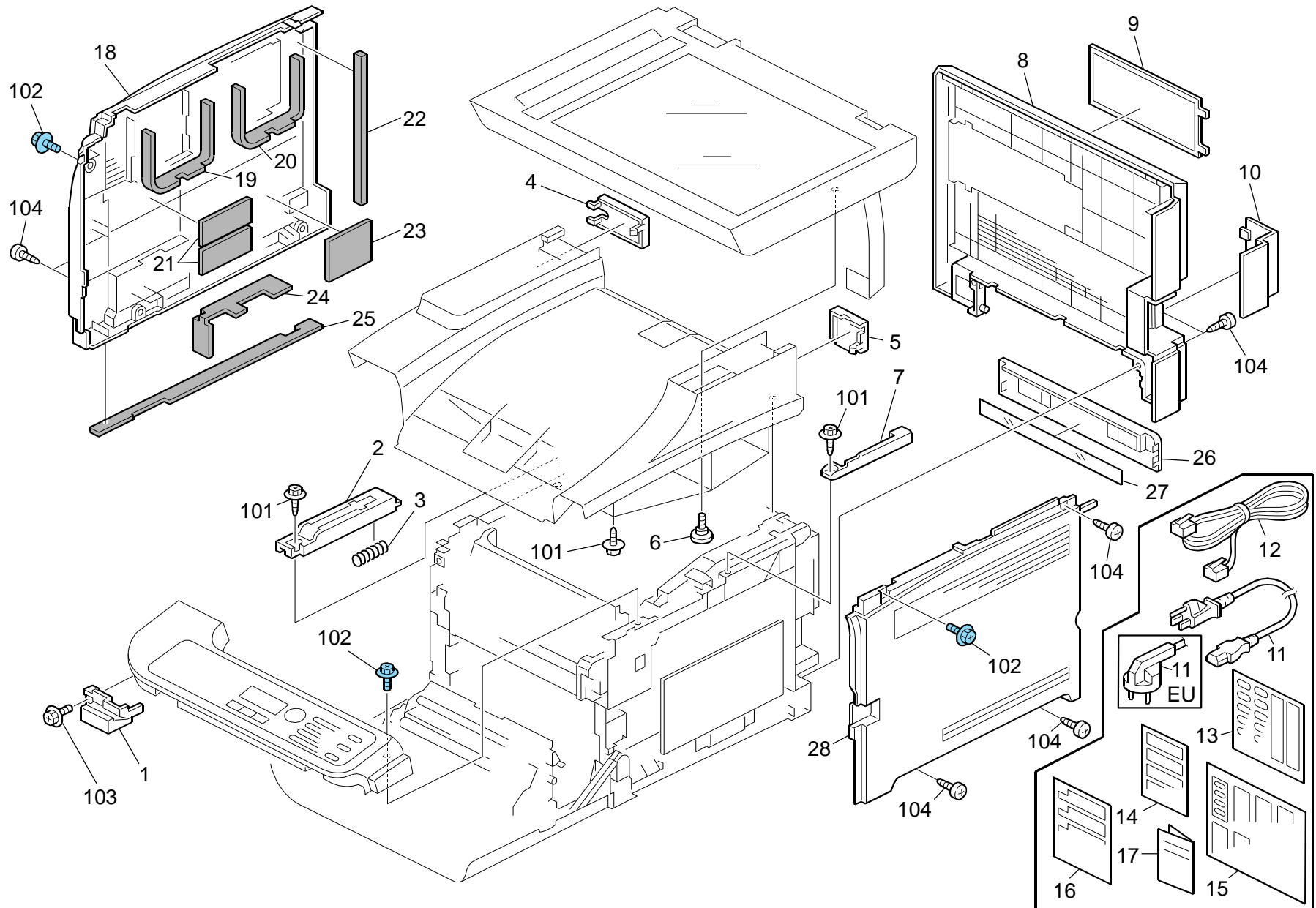
### 14.Frame Section (G165/G166/G167/G181/G183/G184)

Index No.	Part No.	Description	Q'ty Per Assembly
1	G166 1111	Frame - Transfer Drive Unit	1
2	GA13 2101	Spacer - 0.13 x 12mm	1
3	GB01 2102	Gear - 54Z	1
4	G166 6592	Spring Plate - Collection Bottle	2
5	G166 1047	Spacer - Rubber Foot	4
6	G166 1048	Rubber Foot	4
7	G166 2588	Holder:Paper Tray:Positioning	1
8	G166 1389	Decal - High Voltage	1
9	G166 1315	Lower Seal - 2	3
10	G166 1068	Fusing Duct	1
11	G166 1342	Rack:Damper (G181/G183/G184) Deleted MB7	
11	G166 1342	Rack:Damper (G165/G166/G167)	1
12	G166 1099	Key - AIO	1
13	G166 1085	Spring Plate:LSU:Positioning	1
14	G166 3333	Decal - Cyan	1
	<del>G166 3292</del>	X/O (200910 PCIL)	
15	G166 1046	Color Decal - Magenta	1
16	G166 3334	Decal - Yellow	1
	<del>G166 3293</del>	X/O (200910 PCIL)	
17	G166 3331	Decal - Black	1
	<del>G166 3290</del>	X/O (200910 PCIL)	
18	G166 1323	Sheet:Frame:Right	3
19	G166 5756	Resistorholder - Exit	1
20	G166 5757	Ground Plate - Input	1
21	G166 5758	Ground Plate - Output	1
22	G166 3994	Resistor - 50M $\Omega$ $\pm$ 10% 0.5W	1
23	G166 1316	Lower Seal - 3	2
24	G166 1314	Lower Seal - 1	1
25	G166 1343	Key:Fusing	1
26	G166 1095	Sheet:Base:Frame	1

Index No.	Part No.	Description	Q'ty Per Assembly
101	0450 3010N	Tapping Screw - M3x10	
102	0454 3006Q	Tapping Screw - M3x6	



# 15.Exterior 1 (G181/G183/G184)

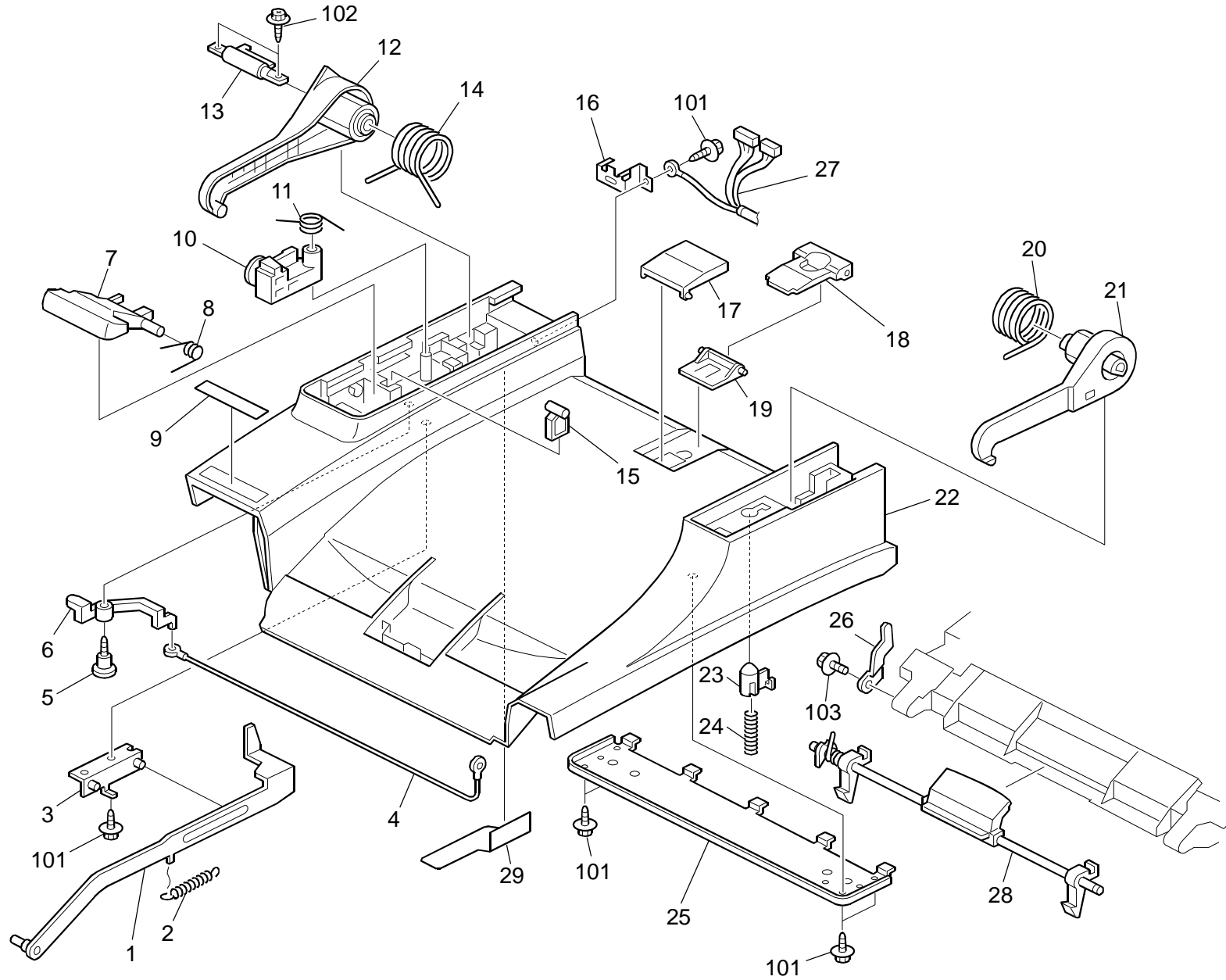


### 15.Exterior 1 (G181/G183/G184)

Index No.	Part No.	Description	Q'ty Per Assembly
1	G166 1261	Inner Cover - Exit	1
2	G183 1054	Slide Rail:Left	1
3	G183 1057	Spring:Slide Rail	1
4	G183 1252	Left Harness Cover - Scanner	1
5	G183 1251	Right Harness Cover - Scanner	1
6	B039 4480	Stepped Screw - M5	1
7	G183 1055	Slide Rail:Right	1
8	G183 1274	Rear Cover - EU (China)	1
8	G183 1264	MB3 Correct	1
9	G166 1259	Memory Cover	1
10	G183 1258	Cover - Interface	1
11	G166 5429	Power Supply Cord - 125V 15A	1
11	G166 5430	Power Supply Cord - 250V 10A EU	1
12	H523 5350	Telephone Cable	1
12	H452 4105	Modular Cord:6PIN-6PIN (China)	1
		Added MB3	
13	G183 1475	Sheet:Panel:Address	2
14	G183 1886	Decal:Caution:Set:Original: English (G183/G184)	1
14	G183 1888	Decal:Caution:Set:Original: Multi - Language (G183/G184)	1
15	G181 1473	Sheet:Panel:EU_Languages (G181)	1
15	G183 1473	Sheet:Panel:EU_Languages (G183/G184)	1
16	G181 1881	Decal:Caution:Copy:English (G181)	1
16	G181 1883	Decal:Caution:Copy:Multi - Language (G181)	1
16	G183 1881	Decal:Caution:Copy:English (G183/G184)	1
16	G183 1883	Decal:Caution:Copy: Multi - Language (G183/G184)	1
17	G183 6830	Sheet:Positioning Display:Decal:EU	1
18	G166 1306	Left Cover - Non EU	1
18	G166 1336	Cover:Left:EU (China)	1
	<del>G166 1276</del>	O/O MB3	
19	G166 1309	Seal - 7x27x273mm	1
20	G166 1310	Seal - 5x21x273mm	1
21	G166 1319	Seal:Cover:Left:7	2

Index No.	Part No.	Description	Q'ty Per Assembly
22	G166 1311	Seal - 5x15x222mm	1
23	G166 1320	Seal:Cover:Left:6	1
24	G166 1312	Seal - 7x25x176mm	1
25	G166 1313	Seal - 3x8x411mm	1
26	G166 1262	Cassette Cover	1
27	G166 1318	Sheet - Cassette Cover	1
28	G166 1303	Right Cover - Non EU	1
28	G166 1333	Cover:Right:EU (China)	1
	<del>G166 1273</del>	O/O MB3	
101	0450 3010N	Tapping Screw - M3x10	
102	0454 3008Q	Tapping Screw:3x8	
	<del>0360 3008N</del>	O/O MB12	
103	0360 3010N	Screw:M3x10	
104	0452 4010N	Binding Self-tapping Screw:4x10	

# 16.Exterior 2 (G181/G183/G184)

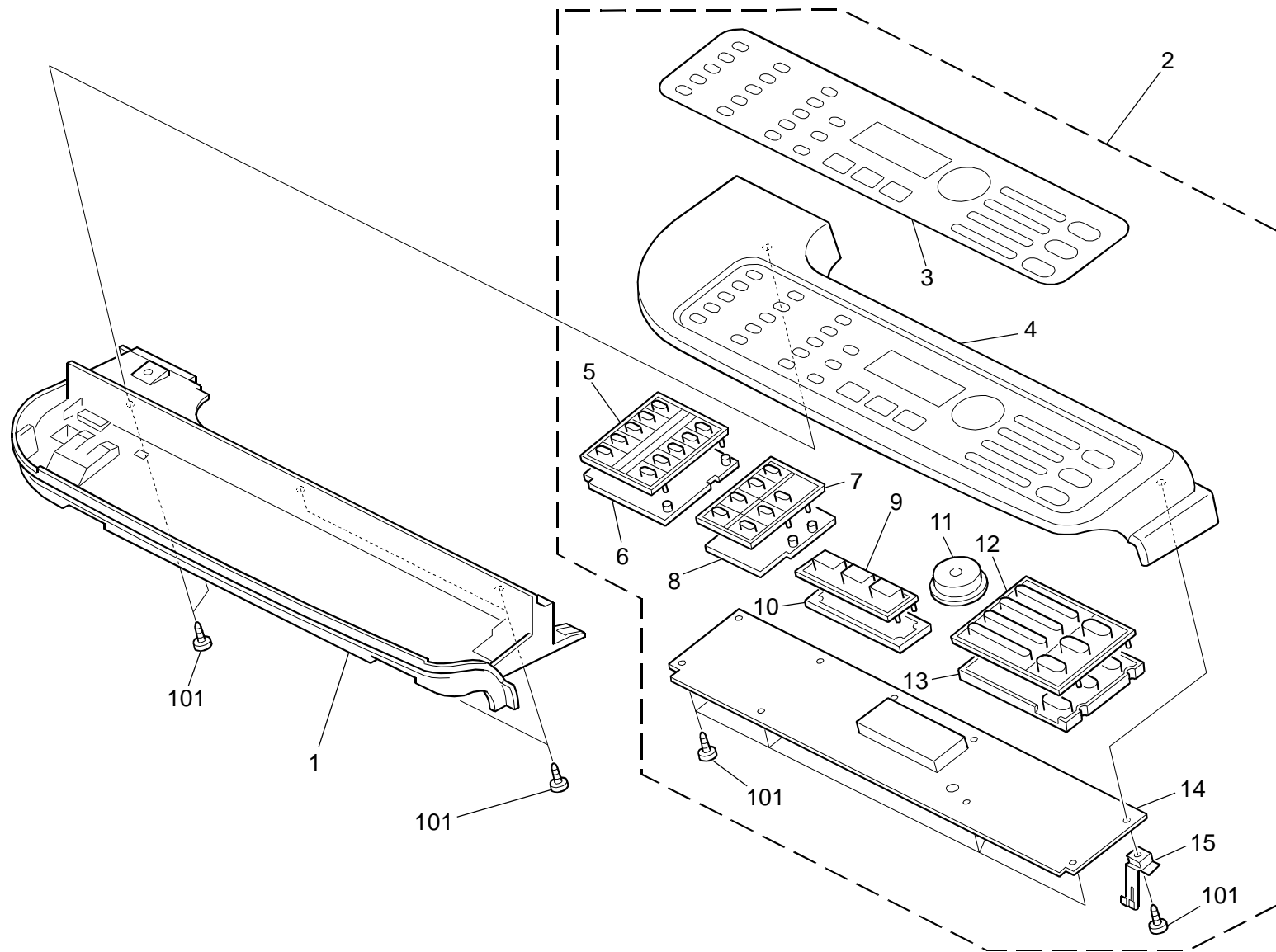


## 16.Exterior 2 (G181/G183/G184)

Index No.	Part No.	Description	Q'ty Per Assembly
1	G183 1082	Arm - Lock Lever	1
2	G183 1088	Tension Spring - Lock Arm	1
3	G183 1085	Bracket - Arm	1
4	G183 1072	Wire - Scanner Lock	1
5	B039 4480	Stepped Screw - M5	1
6	G183 1071	Right Actuator - Stopper	1
7	G183 1060	Separation Plate - Slide	1
8	G183 1061	Torsion Spring - Separation Plate	1
9	G181 1301	Decal - Name Plate R (G181)	1
9	G181 1304	Decal:Name Plate:MF1A:NSA (G181)	1
9	G181 1305	Decal:Name Plate:MF1A:REX (G181)	1
9	G181 1306	Decal:Name Plate:MF1A:GES (G181)	1
9	G183 1301	Decal - Name Plate R (G183)	1
9	G183 1304	Decal:Name Plate:MF1B:NSA (G183)	1
9	G183 1305	Decal:Name Plate:MF1B:REX (G183)	1
9	G183 1306	Decal:Name Plate:MF1B:GES (G183)	1
9	G184 1301	Decal - Name Plate R (G184)	1
9	G184 1304	Decal:Name Plate:MF1C:NSA (G184)	1
9	G184 1305	Decal:Name Plate:MF1C:REX (G184)	1
9	G184 1306	Decal:Name Plate:MF1C:GES (G184)	1
10	G183 1065	Left Slide Stopper - Scanner	1
11	G183 1066	Torsion Spring- Slide Stopper	1
12	G183 1050	Left Slide Arm	1
13	G183 1056	Hinge - Torque Limiter	1
14	G183 1052	Left Torsion Spring - Arm	1
15	G183 1067	Stopper Plate - Scanner	1
16	G183 1834	Left Ground Plate - Scanner	1
17	G166 1283	Front End Fence - Exit	1
18	G166 1282	Rear End Fence - Exit	1
19	G166 1281	Base - Exit End Fence	1
20	G183 1053	Right Torsion Spring - Arm	1
21	G183 1051	Right Slide Arm	1
22	G183 1250	Upper Cover	1
23	G183 1068	Right Slide Stopper - Scanner	1
24	G183 1069	Compression Spring - Stopper	1

Index No.	Part No.	Description	Q'ty Per Assembly
25	G183 1070	Upper Supporting Plate - Cover	1
26	G183 1075	Plate:Shaft	1
27	G183 2555	Cable:ADF	1
28	G183 1012	Shaft:Lock:Ass'y	1
		ADD (201004 PCIL)	
29	M018 5757	Harness Cover Sheet:ADF	1
		ADD (201008 PCIL)	
101	0450 3010N	Tapping Screw - M3x10	
102	0450 3016N	Tapping Screw:3x16	
103	0360 3006N	Screw - M3x6	

## 17.Operation Panel (G181/G183/G184)

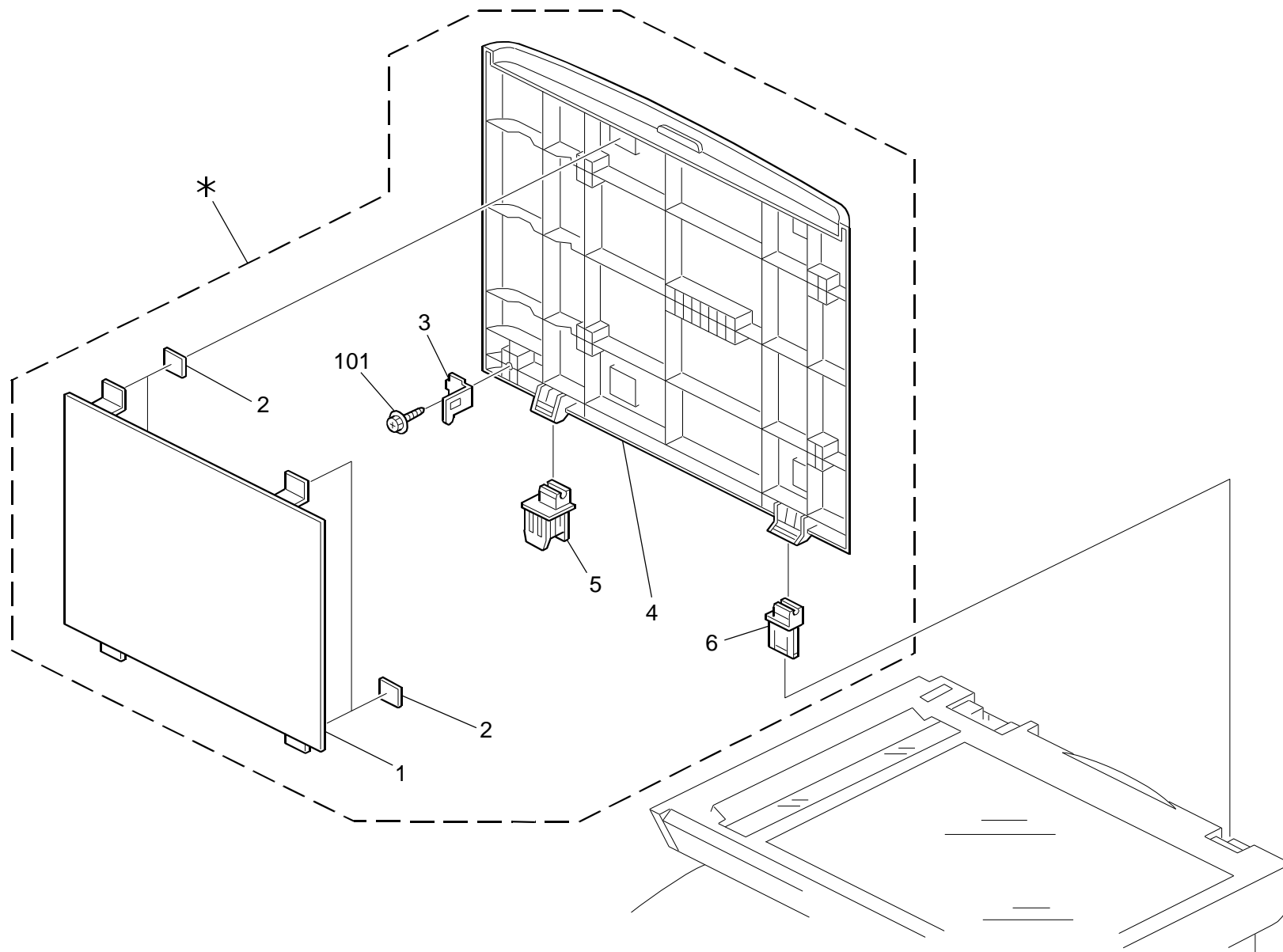


### 17.Operation Panel (G181/G183/G184)

Index No.	Part No.	Description	Q'ty Per Assembly
1	G183 1257	Cover - Paper Exit	1
2	G181 1401	Operation Panel - NA (G181)	1
2	G181 1402	Operation Panel - EU (G181)	1
2	G183 1401	Operation Panel - NA (G183/G184)	1
2	G183 1402	Operation Panel - EU (G183/G184)	1
3	G181 1468	Operation Panel Sheet - NA (G181)	1
3	G181 1470	Operation Panel Sheet - Symbol (G181)	1
3	G183 1468	Operation Panel Sheet - NA (G183/G184)	1
3	G183 1470	Operation Panel Sheet - EU (G183/G184)	1
4	G183 1450	Cover:Operation Sub-Unit	1
5	G183 1457	Keytop - 10key	1
6	G183 1453	Key - 10key	1
7	G181 1458	Keytop:Shift	1
7	G183 1458	Keytop - Shift	1
8	G183 1454	Key - Shift	1
9	G181 1462	Keytop:Application (G181)	1
9	G183 1462	Keytop - Application (G183/G184)	1
10	G183 1455	Key - Application	1
11	G183 1460	Keytop - Menu	1
12	G183 1461	Keytop - Start/Stop	1
13	G183 1456	Key - Start/Stop	1
14	G183 1480	Operation Board	1
15	G183 1465	Ground Plate:Operation Sub-Unit:Right	1

Index No.	Part No.	Description	Q'ty Per Assembly
101	0452 3010N	Binding Self-Tapping Screw:3x10	

## 18. Platen Cover (G181)



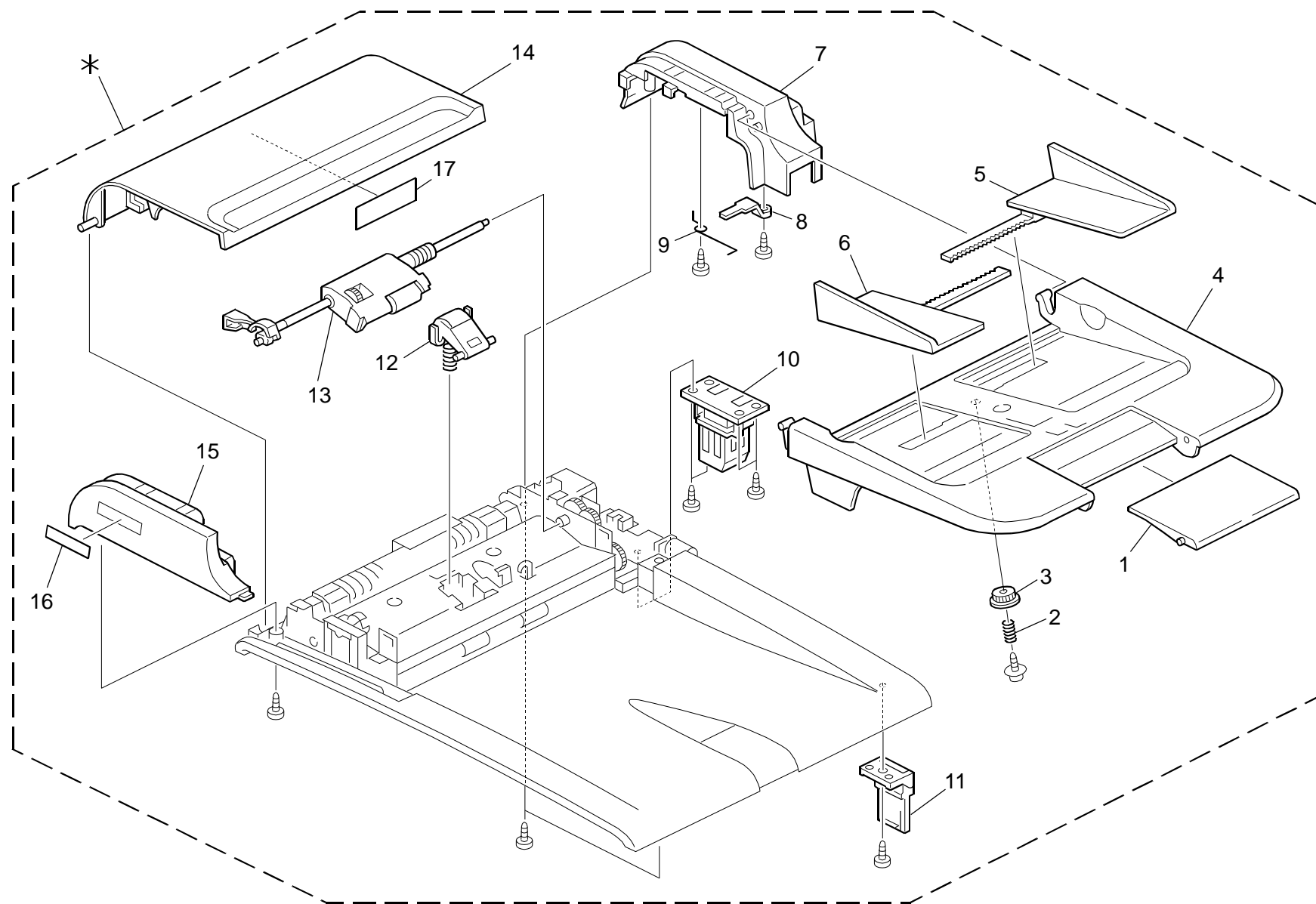
### 18.Platen Cover (G181)

Index No.	Part No.	Description	Q'ty Per Assembly
*	G181 0080	Pressure Plate - Ass'y	1
1	G181 1721	Pressure Plate	1
2	B872 4513	Tape:Pressure Plate:Left	4
3	G183 1775	Hook:ADF	1
4	G181 1720	Frame - Pressure Plate	1
5	G181 1722	Left Hinge	1
6	G181 1723	Right Hinge	1

Index No.	Part No.	Description	Q'ty Per Assembly
101	0452 3010N	Binding Self-tapping Screw:3x10	



# 19.ADF 1 (G181/G183/G184)

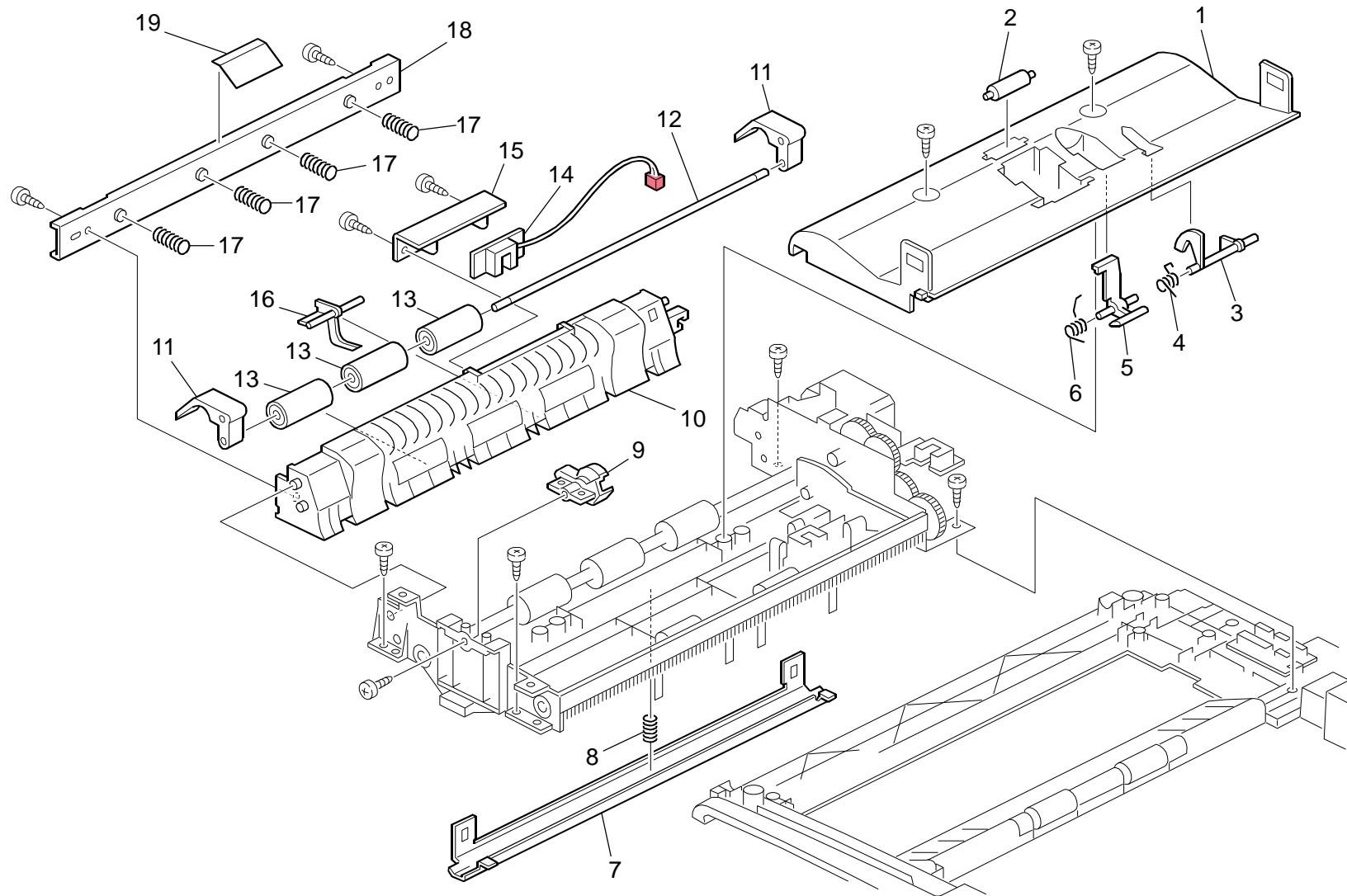


**19.ADF 1 (G181/G183/G184)**

Index No.	Part No.	Description	Q'ty Per Assembly
*	G183 1630	ADF:Ass'y	1
1	G183 1746	Extension Tray:ADF	1
2	G183 2553	Coil Spring:Gear:Slide	1
3	G183 2554	Gear:Slide	1
4	G183 1743	Base:Slider	1
5	G183 1744	Side Fence:Right	1
6	G183 1745	Side Fence:Left	1
7	G183 1742	Cover:Rear:ADF	1
8	G183 2550	Arm:Sensor	1
9	G183 2551	Coil Spring:Arm:Sensor	1
10	G183 2610	Hinge:Left:Ass'y	1
11	G183 2611	Hinge:Right:Ass'y	1
12	G183 2601	Separation Pad:ADF:Ass'y	1
13	G183 2608	Separation Unit:ADF:Ass'y	1
14	G183 2564	Cover:ADF	1
15	G183 1741	Cover:Front:ADF	1
16	G166 1268	Logo Plate - RIC (G165/G166/G167)	1
16	J012 1515	Logo Plate - NSA (G165/G166/G167)	1
16	J012 1516	Logo Plate - REX (G165/G166/G167)	1
16	J012 1517	Logo Plate - GES (G165/G166/G167)	1
17	G183 1822	ADF Decal - Pick-up Paper Jam Added MB11	1

Index No.	Part No.	Description	Q'ty Per Assembly

# 20.ADF 2 (G181/G183/G184)

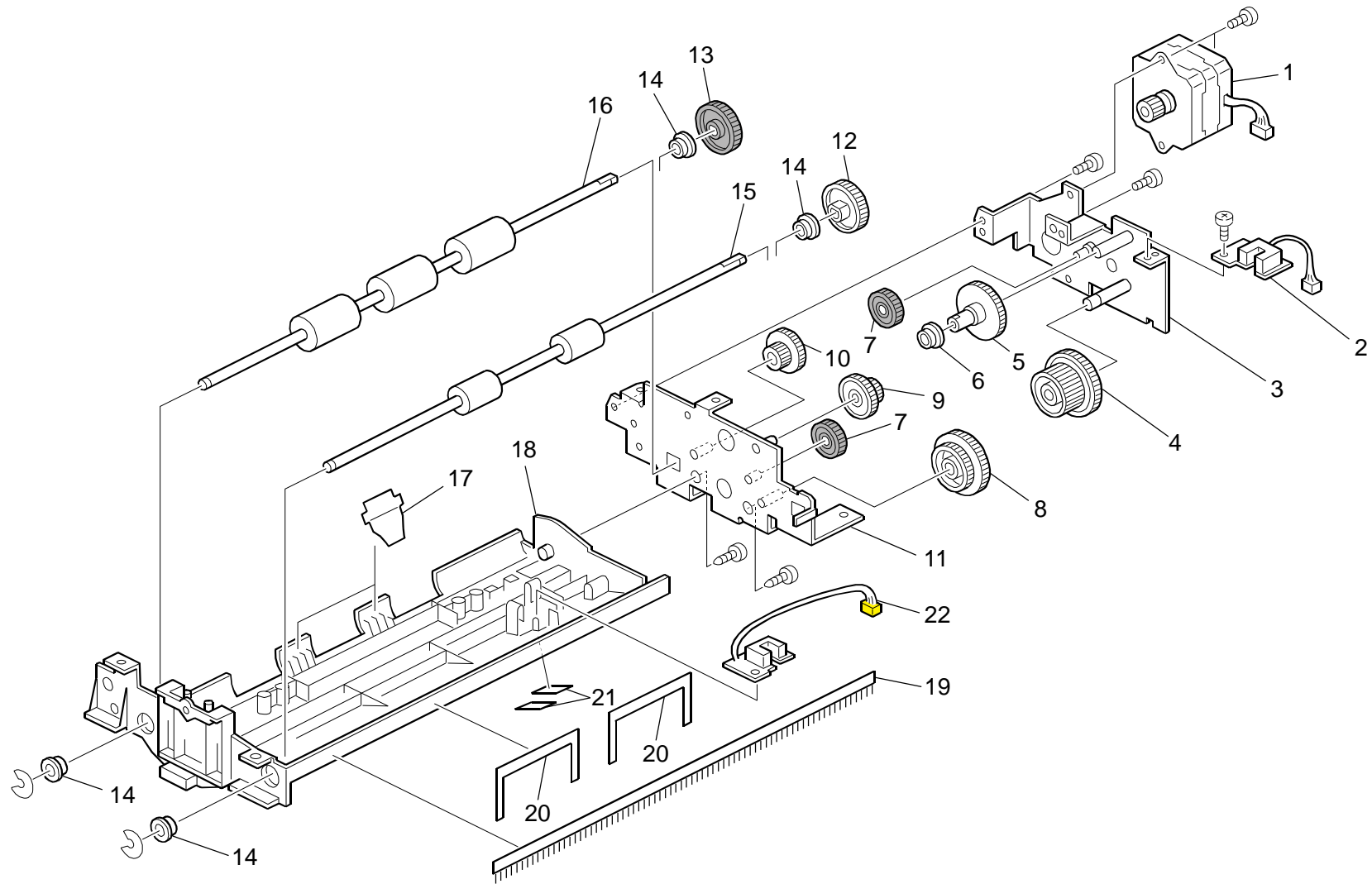


**20.ADF 2 (G181/G183/G184)**

Index No.	Part No.	Description	Q'ty Per Assembly
1	G183 2602	Frame:Upper:Image Reading Section	1
2	G183 2598	Roller:Back Up:Feed	1
3	G183 2604	Feeler:Set Sensor	1
4	G183 2603	Coil Spring:Feeler:Set Sensor	1
5	G183 2600	Shutter:Paper	1
6	G183 2599	Coil Spring:Shutter:Paper	1
7	G183 2570	Plate:Image Reading Section	1
8	G183 2569	Coil Spring:Plate:Image Reading Section	1
9	G183 2605	Holder:Separation Unit	1
10	M016 1601	Guide:Feed:Driven	1
	<del>G183-2584</del>	X/O (201202 PCIL)	
11	G183 2578	Arm:Pressure Release	2
12	G183 2582	Shaft:Driven Roller:Feed	1
13	G183 2579	Driven Roller:Feed	3
14	G183 2613	PCB:DIP:Feed	1
	<del>G183-2584</del>	X/O (200908 PCIL)	
15	G183 2583	Fix Stand:Sensor:Feed	1
16	G183 2577	Feeler:Sensor:Feed	1
17	G183 2576	Coil Spring:Feed Roller:Driven	4
18	G183 2580	Stay:Feed	1
19	G183 2585	Sheet:Feeler:Feed	1

Index No.	Part No.	Description	Q'ty Per Assembly

# 21.ADF 3 (G181/G183/G184)

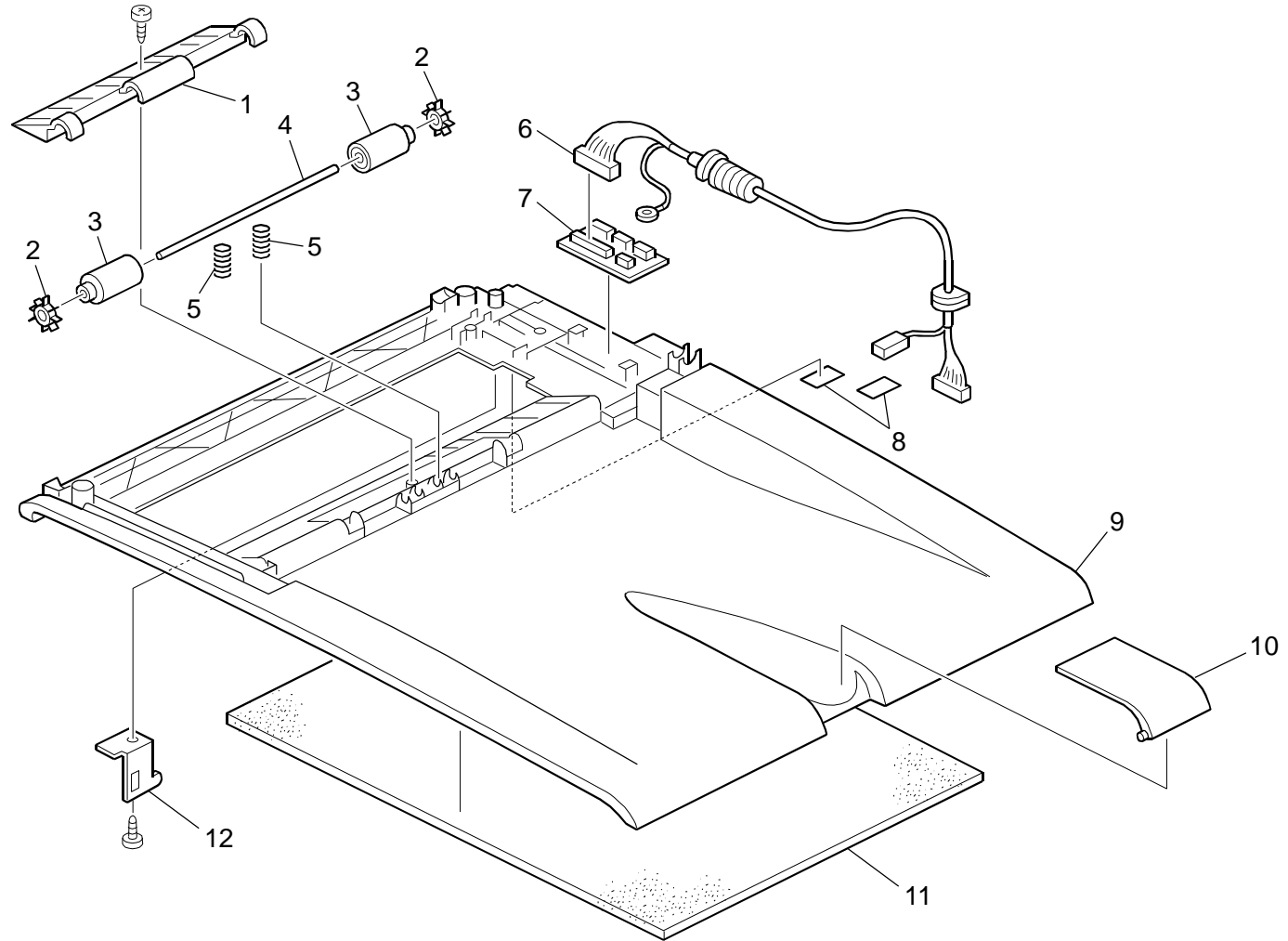


### 21.ADF 3 (G181/G183/G184)

Index No.	Part No.	Description	Q'ty Per Assembly
1	G183 2609	DC Stepper Motor:ADF	1
2	G183 2614	PCB:DIP:On Off Detector	1
	<del>G183 2596</del>	X/O (200906 PCIL)	
3	G183 2594	Plate:Motor	1
4	G183 2595	Gear:Drive:40T56T	1
5	G183 2592	Gear:51T	1
6	G183 2566	Flange:Bushing:Gear	1
7	G183 2590	Gear:Middle:32T	2
8	G183 2593	Gear:Drive:39T55T	1
9	G183 2589	Gear:20T39T	1
10	G183 2591	Gear:21T37T	1
11	G183 2586	Plate:Rear	1
12	G183 2588	Gear:Exit:41T	1
13	G183 2587	Gear:Feed:44T	1
14	G183 2572	Flange:Bushing	4
15	G183 2574	Exit Roller:ADF	1
16	G183 2573	Feed Roller:ADF	1
17	G183 2571	Sheet:Guide	2
18	G183 2567	Frame:Lower:Image Reading Section	1
19	G183 2607	Discharge Brush:Exit	1
20	G183 2606	Sheet:Stopper:Exit	2
21	G183 2552	Sheet:ADF:KILO	2
22	G183 2612	PCB:DIP:Set Sensor	1
	<del>G183 2568</del>	X/O (200908 PCIL)	

Index No.	Part No.	Description	Q'ty Per Assembly

## 22.ADF 4 (G181/G183/G184)



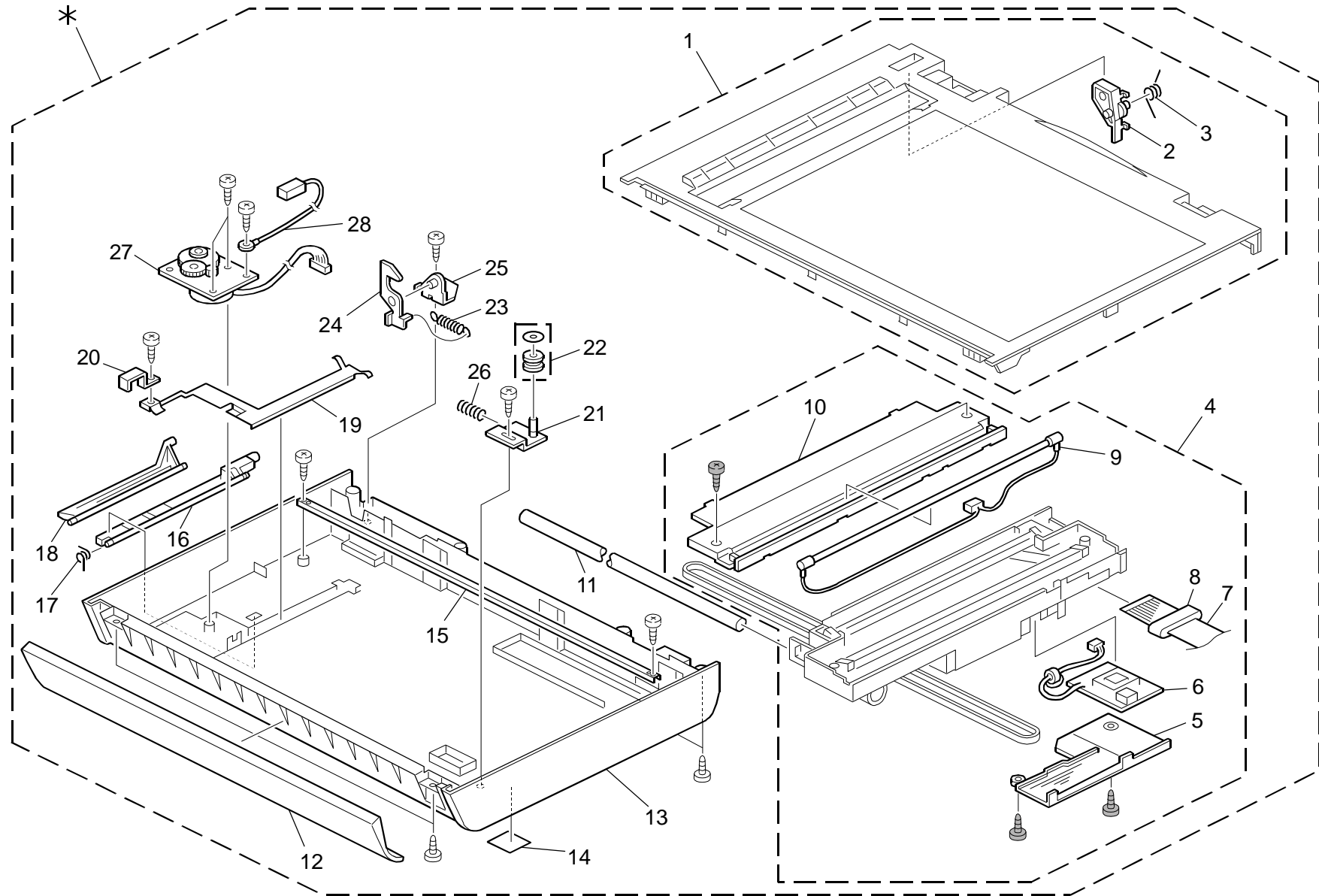
**22.ADF 4 (G181/G183/G184)**

Index No.	Part No.	Description	Q'ty Per Assembly
1	G183 2562	Cover:Exit	1
2	G183 2558	Paddle:Roller:Exit	2
3	G183 2559	Driven Roller:Exit	2
4	G183 2560	Shaft:Driven Roller:Exit	1
5	G183 2561	Coil Spring:Exit	2
6	G183 2555	Cable:ADF	1
7	G183 2563	PCB:DIP:ADF	1
8	G183 2552	Sheet:ADF:KILO	2
9	G183 1740	Frame:ADF	1
10	G183 1747	Paper Stopper:ADF	1
11	G183 2565	Sheet:Pressure Plate	1
12	G183 1775	Hook:ADF	1

Index No.	Part No.	Description	Q'ty Per Assembly



## 23.Scanner Section (G181/G183/G184)

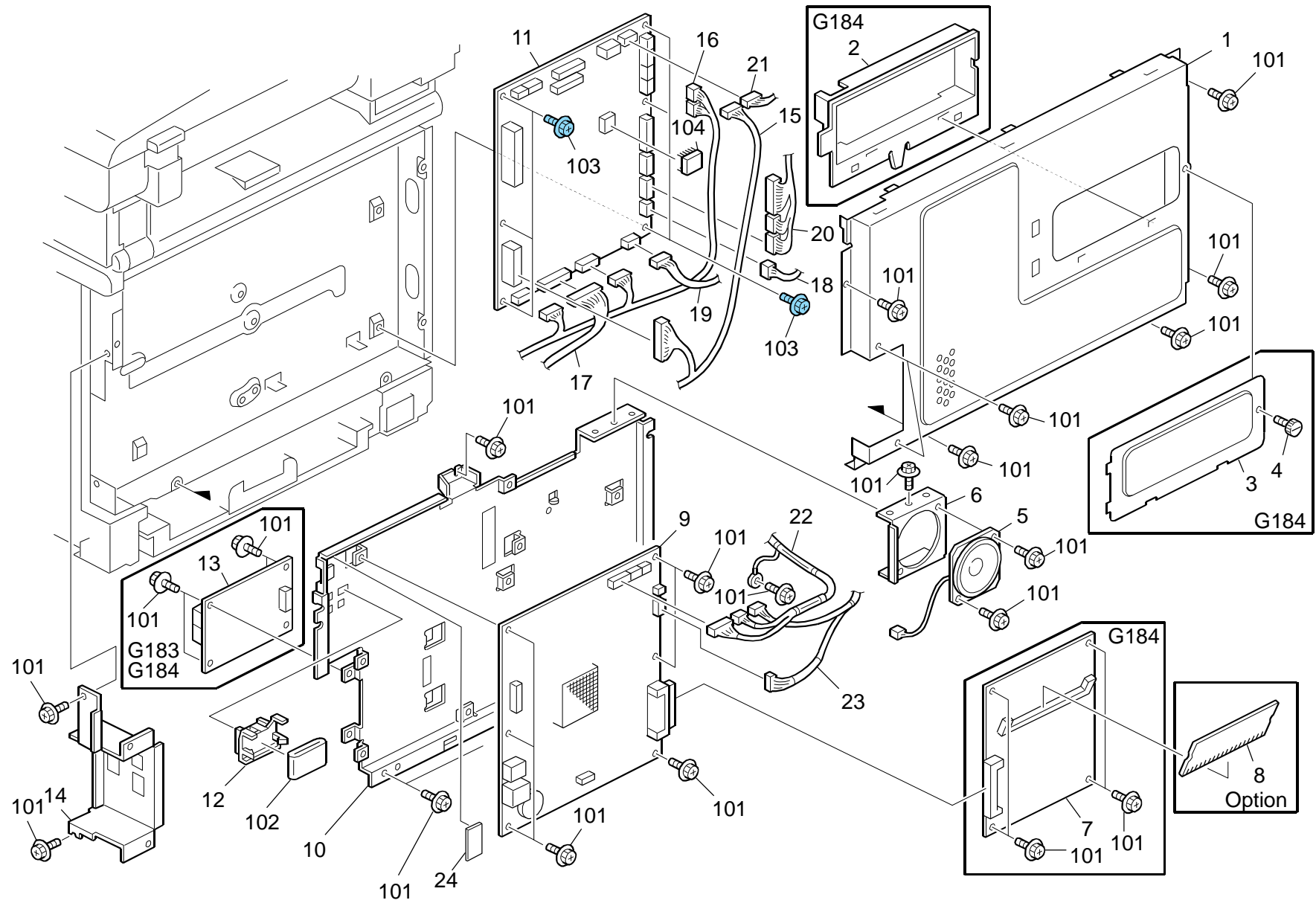


### 23.Scanner Section (G181/G183/G184)

Index No.	Part No.	Description	Q'ty Per Assembly
*	G183 1600	Scanner:Ass'y	1
1	G183 1757	Case:Scanner:Upper:Ass'y	1
2	G183 1780	Lever:Lock:Cover:Upper	1
3	G183 1781	Torsion Spring:Lever:Lock:Cover:Upper	1
4	G183 1765	CCD:Module:Ass'y	1
	<del>G183 1763</del>	X/O (200905 PCIL)	
5	G183 1760	Bracket:Hook:Platen:Peen	1
6	G183 1759	Invertor:Carriage	1
7	G183 1754	Flat Cable:Carriage	1
8	G183 1758	Core:EMI:Carriage	1
9	G183 1762	Fluorescent Tube:Carriage	1
10	G183 1761	Cover:Carriage:Upper	1
11	G183 1824	Guide Rod:Scanner	1
12	G183 1826	Cover:Scanner:Front	1
13	G183 1821	Case:Scanner:Lower	1
14	G183 1784	Sheet:Scanner	1
	<del>G166 2574</del>	X/O (200906 PCIL)	
15	G183 1751	Slide Rail:Carriage	1
16	G183 1782	Plate:Cover:Upper	1
17	G183 1783	Torsion Spring:Lock:Cover:Upper	1
18	G183 1774	Lever:Hook:Platen	1
19	G183 1827	Ground Plate:Scanner:Left	1
20	G183 1750	Plate:Guide Rod:Scanner	1
21	G183 1825	Plate:Stud:Idler	1
22	G183 1753	Pulley:Carriage:Ass'y	1
23	G183 1773	Tension Spring:Hook:Platen	1
24	G183 1772	Hook:Platen	1
25	G183 1760	Bracket:Hook:Platen:Peen	1
26	G183 1756	Coil Spring:Pulley:Carriage	1
27	G183 1752	Gear:Scanner:Ass'y	1
28	G183 1755	Wire:Ground Wire:Plate:Motor	1

Index No.	Part No.	Description	Q'ty Per Assembly

## 24. Electrical Section 1 (G181/G183/G184)

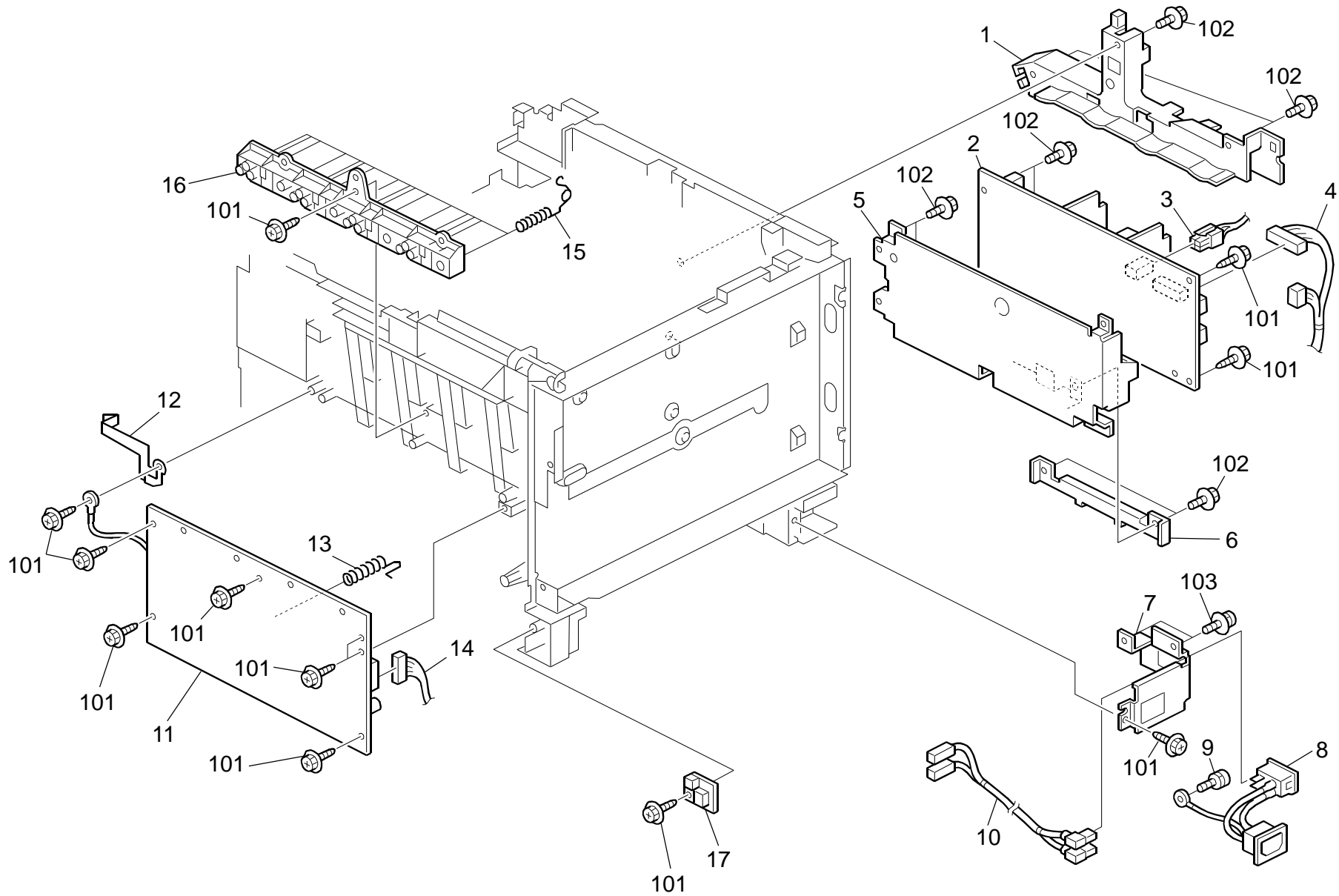


## 24.Electrical Section 1 (G181/G183/G184)

Index No.	Part No.	Description	Q'ty Per Assembly
1	M018 5711	Cover:Control Board:MF2B:Ass'y (G181/G183)	1
	<del>G183 5834</del>	X/O (201101 PCIL)	
1	M018 5701	Cover:Control Board:MF2C:Ass'y (G184)	1
	<del>G183 5824</del>	X/O (201101 PCIL)	
2	G183 5822	Stopper:Memory	1
3	G166 5712	Memory Cover	1
4	M018 5754	Screw	1
	<del>G166 5743</del>	O/O MB14	
5	G183 5300	Speaker - DIA50	1
6	G183 5826	Bracket - Speaker	1
7	G183 5662	PCB:PDL:Ass'y	1
8	G891 5690	DDR-DIMM - 256MB	1
9	G183 5652	PCB:Main:Ass'y	1
	<del>G183 5650</del>	X/O MB6	
10	G183 5820	Bracket - Control Board	1
11	G183 5121	Engine Board (G181)	1
11	G183 5126	Engine Board (G183/G184)	1
12	G183 5824	Case - Core	1
13	G183 5673	PCB:Fax:NA:Ass'y	1
13	G183 5675	PCB:Fax:EU:Ass'y	1
14	G183 5833	Bracket - Interface (G181)	1
14	G183 5823	Bracket - Interface (G183/G184)	1
15	G166 5444	Harness - EGB-PSU	1
16	G166 5433	Harness - Sensor/Motor/TH	1
17	G166 5414	Harness - EGB-HVP	1
18	G166 5412	Harness - EGB-PSU	1
19	G183 5520	Harness - EGB-Duplex Motor	1
20	G166 5431	Harness - Motor/Clutch	1
20	G166 5440	Harness - EGB-Motor	1
21	G166 5454	Harness - EGB-Fan	1
22	G183 5550	Interface Harness - Scanner	1
23	G183 5551	Interface Harness	1

Index No.	Part No.	Description	Q'ty Per Assembly
24	M018 5752	Spacer:Ground Plate:Flat Ccable: Scanner Unit Added (201101 PCIL)	1
101	0360 3006N	Screw - M3x6	
102	1607 2056	Ferrite Core:33.5x6.5x20	
103	0454 3006Q	Tapping Screw - M3x6	
104	1407 6657	EEPROM:BR93L76-W	

## 25. Electrical Section 2 (G181/G183/G184)

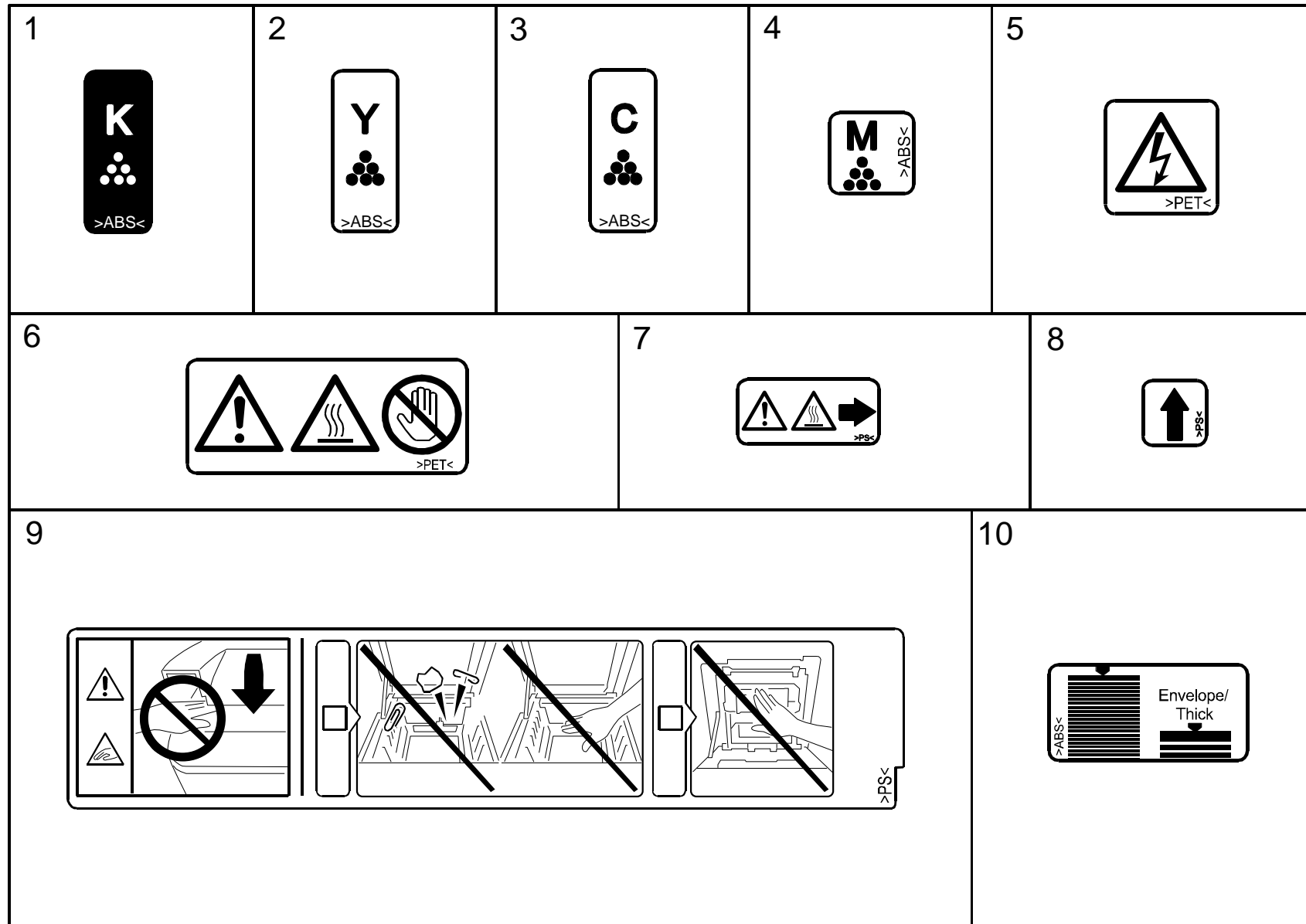


## 25.Electrical Section 2 (G181/G183/G184)



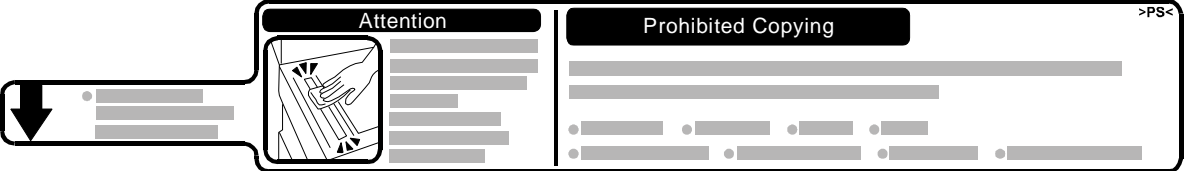
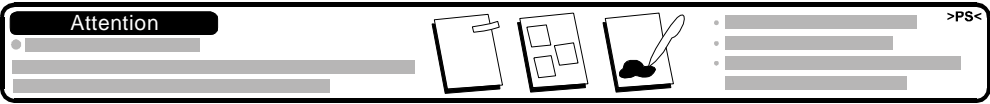



Index No.	Part No.	Description	Q'ty Per Assembly
1	G166 1110	Harness Guide	1
2	GZ23 0035	Power Supply Unit - 115V	1
2	GZ23 0034	Power Supply Unit - 230V	1
2	GZ23 0037	Power Supply Unit:CHN	1
3	G166 5426	Harness - PSU-Safety	1
4	G166 5444	Harness - EGB-PSU	1
5	G166 5700	Bracket - Power Supply Unit	1
6	G166 5701	Harness Cover - Power Supply Unit	1
7	G166 5715	Bracket - Main Switch	1
8	G166 5425	Harness - Power Supply Unit	1
9	AA14 3592	Screw - M4x6	1
10	G166 5452	AC Harness	1
11	GZ30 0003	Power Pack	1
	<del>GZ30 0004</del>	X/O MB9	
12	G166 5708	2nd Terminal - Transfer	1
13	G166 5738	1st Terminal - Transfer	1
14	G166 5414	Harness - EGB-HVP	1
15	G166 5716	Terminal:AIO	16
	<del>G166 5739</del>	O/O MB2	
16	G166 5731	Terminal Holder	1
17	AW14 0015	Temperature & Humidity Sensor	1

Index No.	Part No.	Description	Q'ty Per Assembly
101	0450 3010N	Tapping Screw - M3x10	
102	0360 3006N	Screw - M3x6	
103	0954 3008N	Screw - M3x8	

## 26. Decals and Documents (G165/G166/G167/G181/G183/G184)

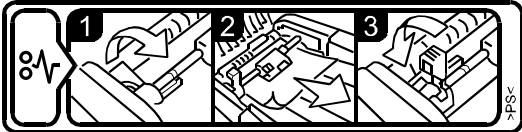


## 26. Decals and Documents (G165/G166/G167/G181/G183/G184)

11 	12 	
13 		
14 		
15 	16 	17 



26.Decals and Documents (G165/G166/G167/G181/G183/G184)

<p>18</p> <p>SPC220N</p>	<p>19</p> <p>SPC221N</p>	<p>20</p> <p>SPC222DN</p>
<p>21</p> <p>SPC220s</p>	<p>22</p> <p>SPC221SF</p>	<p>23</p> <p>SPC222SF</p>
<p>24</p> <p>SPC220N Aficio</p>	<p>25</p> <p>SPC221N Aficio</p>	<p>26</p> <p>SPC222DN Aficio</p>
<p>27</p> <p>Aficio SPC220s</p>	<p>28</p> <p>Aficio SPC221SF</p>	<p>29</p> <p>Aficio SPC222SF</p>
<p>30</p> <p>SPC220s Aficio</p>	<p>31</p> <p>SPC221SF Aficio</p>	<p>32</p> <p>SPC222SF Aficio</p>
<p>33</p> 		

## 26.Decals and Documents (G165/G166/G167/G181/G183/G184)

Index No.	Part No.	Description	Q'ty Per Assembly	Index No.	Part No.	Description	Q'ty Per Assembly
1	G166 3331	Decal - Black	1	24	G166 1366	Decal - Name Plate GES (G165)	1
	<del>G166 3290</del>	X/O (200910 PCIL)		25	G166 1369	Decal - Name Plate NAS (G166)	1
2	G166 3334	Decal - Yellow	1	25	G166 1373	Decal - Name Plate REX (G166)	1
	<del>G166 3293</del>	X/O (200910 PCIL)		25	G166 1374	Decal - Name Plate GES (G166)	1
3	G166 3333	Decal - Cyan	1	26	G166 1377	Decal - Name Plate NAS (G167)	1
	<del>G166 3292</del>	X/O (200910 PCIL)		26	G166 1378	Decal - Name Plate REX (G167)	1
4	G166 1046	Color Decal - Magenta	1	26	G166 1379	Decal - Name Plate GES (G167)	1
5	G166 1389	Decal - High Voltage	1	27	G181 1301	Decal - Name Plate R (G181)	1
6	G166 4310	Deca::Warning (High Temperature):1:CUD	1	28	G183 1301	Decal - Name Plate R (G183)	1
	<del>G166 4398</del>	X/O (PCIL 201008)		29	G184 1301	Decal - Name Plate R (G184)	1
7	G166 4464	Decal:HighTemperature	1	30	G181 1304	Decal:Name Plate:MF1A:NSA (G181)	1
8	G166 6191	Cleaner Decal - Density Sensor	1	30	G181 1305	Decal:Name Plate:MF1A:REX (G181)	1
9	G166 1390	Caution Decal - Transfer Belt	1	30	G181 1306	Decal:Name Plate:MF1A:GES (G181)	1
10	G166 2592	Side Fence Decal	1	31	G183 1304	Decal:Name Plate:MF1B:NSA (G183)	1
11	G166 2593	Caution Decal - Inkjet Paper	1	31	G183 1305	Decal:Name Plate:MF1B:REX (G183)	1
12	G181 1881	Decal:Caution:Copy:English (G181)	1	31	G183 1306	Decal:Name Plate:MF1B:GES (G183)	1
12	G181 1883	Decal:Caution:Copy:Multi - Language (G181)	1	32	G184 1304	Decal:Name Plate:MF1C:NSA (G184)	1
13	G183 1881	Decal:Caution:Copy:English (G183/G184)	1	32	G184 1305	Decal:Name Plate:MF1C:REX (G184)	1
13	G183 1883	Decal:Caution:Copy: Multi - Language (G183/G184)	1	32	G184 1306	Decal:Name Plate:MF1C:GES (G184)	1
14	G183 1886	Decal:Caution:Set:Original: English (G183/G184)	1	33	G183 1822	ADF Decal - Pick-up Paper Jam Added MB11	1
14	G183 1888	Decal:Caution:Set:Original: Multi - Language (G183/G184)	1				
15	G166 1370	Decal - Name Plate R (G165)	1				
16	G166 1371	Decal - Name Plate R (G166)	1				
17	G166 1372	Decal - Name Plate R (G167)	1				
18	G166 1362	Decal - Name Plate US OEM (G165)	1				
19	G166 1367	Decal - Name Plate US OEM (G166)	1				
20	G166 1375	Decal - Name Plate US OEM (G167)	1				
21	G181 1302	Decal - Name Plate US OEM (G181)	1				
22	G183 1302	Decal - Name Plate US OEM (G183)	1				
23	G184 1302	Decal - Name Plate US OEM (G184)	1				
24	G166 1364	Decal - Name Plate NAS (G165)	1				
24	G166 1365	Decal - Name Plate REX (G165)	1				

# Parts Index

## Parts Index

Part No.	Description	Page and Index No.
G165 0600	Intermediate Transfer Section	11 - 11
G165 1403	Operation Panel Ass'y - Chinese	3 - 9
G165 1404	Operation Panel Ass'y - Taiwanese	3 - 9
G165 3805	Transfer Unit	13 - *
<del>G166 0604</del>	O/O (200906 PCIL)	11 - 11
G166 1008	Clutch/Brake Bracket	5 - 37
G166 1012	Lock Shaft	9 - 2
G166 1046	Color Decal - Magenta	55 - 4
G166 1046	Color Decal - Magenta	29 - 15
G166 1047	Spacer - Rubber Foot	29 - 5
G166 1048	Rubber Foot	29 - 6
G166 1058	Exit Duct	27 - 11
G166 1059	Duct	27 - 3
G166 1060	Base:Hinge:Cover:Front	5 - 30
G166 1061	Pin:Hinge	5 - 31
G166 1064	Clutch/Brake Spring	5 - 35
G166 1065	Clutch Spring	5 - 33
G166 1066	Clutch/Brake Case	5 - 34
G166 1067	Gear - 14Z	5 - 36
G166 1068	Fusing Duct	29 - 10
G166 1069	Rack Supporter	5 - 38
G166 1070	Frame:Upper Left	9 - 14
G166 1071	Frame:Upper Right	9 - 9
G166 1072	Spring:Plate:AIO	9 - 17
G166 1073	Shaft	9 - 13
G166 1078	Compression Spring	9 - 5
G166 1080	Twist Spring - Right	9 - 10
G166 1081	Twist Spring - Left	9 - 8
G166 1083	Grounding Plate - High Voltage	23 - 18
G166 1084	Spring:Plate:AIO:Black	9 - 18
G166 1085	Spring Plate:LSU:Positioning	29 - 13
G166 1086	Bracket:Optical Unit:Frame:Upper	9 - 15
G166 1087	Spring:Cushion:Frame:Upper	9 - 7
G166 1088	Upper Front Duct	9 - 3
G166 1089	Pin:Plate:Development Unit	9 - 16

Part No.	Description	Page and Index No.
G166 1090	Ground Plate - Dchip	21 - 13
G166 1091	Ground Plate - Power Supply Unit	21 - 14
G166 1093	Gear - 20Z	5 - 21
G166 1095	Sheet:Base:Frame	29 - 26
G166 1096	Ground Plate - Front	5 - 32
G166 1097	Ground Plate - Left	21 - 12
G166 1099	Key - AIO	29 - 12
<del>G166 1102</del>	X/X (200905 PCIL)	21 - 3
G166 1104	Shielding Plate	21 - 4
G166 1110	Harness Guide	25 - 1
G166 1110	Harness Guide	51 - 1
G166 1111	Frame - Transfer Drive Unit	29 - 1
G166 1112	Gear Cover	21 - 9
G166 1118	Grounding Wire	23 - 5
G166 1119	Motor Bracket	23 - 2
G166 1123	Frame - On-Off Drive Unit	23 - 6
G166 1125	Shielding Plate	23 - 1
G166 1131	DC Motor - DC24V 5.3W	23 - 4
G166 1135	Motor - DC24V 1.6W	23 - 3
G166 1139	Frame - Transport Drive Unit	19 - 11
G166 1151	Motor Bracket	19 - 3
G166 1152	Grounding Plate	19 - 2
G166 1169	Bracket - Exit Drive Unit	17 - 18
G166 1194	Frame - Duplex Drive Unit	17 - 22
G166 1240	Brake:Cover:Upper (G165/G166/G167)	9 - 6
G166 1259	Memory Cover	31 - 9
G166 1259	Memory Cover	3 - 23
G166 1260	Extend Tray	3 - 14
G166 1261	Inner Cover - Exit	31 - 1
G166 1261	Inner Cover - Exit	3 - 12
G166 1262	Cassette Cover	3 - 25
G166 1262	Cassette Cover	31 - 26
G166 1268	Logo Plate - RIC (G165/G166/G167)	39 - 16
G166 1268	Logo Plate - RIC (G165/G166/G167)	5 - 3
G166 1269	Stopper Band	9 - 1

Part No.	Description	Page and Index No.
<del>G166 1273</del>	O/O MB3	31 - 28
<del>G166 1273</del>	O/O MB3	3 - 27
G166 1274	Rear Cover - NA (120V)	3 - 21
<del>G166 1276</del>	O/O MB3	3 - 1
<del>G166 1276</del>	O/O MB3	31 - 18
G166 1277	Exit Cover	3 - 11
G166 1281	Base - Exit End Fence	33 - 19
G166 1281	Base - Exit End Fence	3 - 19
G166 1282	Rear End Fence - Exit	3 - 20
G166 1282	Rear End Fence - Exit	33 - 18
G166 1283	Front End Fence - Exit	33 - 17
G166 1283	Front End Fence - Exit	3 - 18
G166 1300	Cover:Upper	3 - 16
G166 1303	Right Cover - Non EU	31 - 28
G166 1303	Right Cover - Non EU	3 - 27
G166 1304	Rear Cover - EU (220V)	3 - 21
G166 1306	Left Cover - Non EU	31 - 18
G166 1306	Left Cover - Non EU	3 - 1
G166 1308	Interface Cover	3 - 24
G166 1309	Seal - 7x27x273mm	3 - 2
G166 1309	Seal - 7x27x273mm	31 - 19
G166 1310	Seal - 5x21x273mm	3 - 3
G166 1310	Seal - 5x21x273mm	31 - 20
G166 1311	Seal - 5x15x222mm	31 - 22
G166 1311	Seal - 5x15x222mm	3 - 5
G166 1312	Seal - 7x25x176mm	31 - 24
G166 1312	Seal - 7x25x176mm	3 - 7
G166 1313	Seal - 3x8x411mm	31 - 25
G166 1313	Seal - 3x8x411mm	3 - 8
G166 1314	Lower Seal - 1	29 - 24
G166 1315	Lower Seal - 2	29 - 9
G166 1316	Lower Seal - 3	29 - 23
G166 1317	Seal - 4x30x30mm	3 - 22
G166 1318	Sheet - Cassette Cover	3 - 26
G166 1318	Sheet - Cassette Cover	31 - 27

Part No.	Description	Page and Index No.
G166 1319	Seal:Cover:Left:7	3 - 4
G166 1319	Seal:Cover:Left:7	31 - 21
G166 1320	Seal:Cover:Left:6	31 - 23
G166 1320	Seal:Cover:Left:6	3 - 6
G166 1323	Sheet:Frame:Right	29 - 18
G166 1333	Cover:Right:EU (China)	3 - 27
G166 1333	Cover:Right:EU (China)	31 - 28
G166 1336	Cover:Left:EU (China)	31 - 18
G166 1336	Cover:Left:EU (China)	3 - 1
G166 1342	Rack:Damper (G181/G183/G184)	29 - 11
G166 1342	Rack:Damper (G165/G166/G167)	29 - 11
G166 1343	Key:Fusing	29 - 25
G166 1362	Decal - Name Plate US OEM (G165)	55 - 18
G166 1362	Decal - Name Plate US OEM (G165)	3 - 15
G166 1364	Decal - Name Plate NAS (G165)	3 - 15
G166 1364	Decal - Name Plate NAS (G165)	55 - 24
G166 1365	Decal - Name Plate REX (G165)	55 - 24
G166 1365	Decal - Name Plate REX (G165)	3 - 15
G166 1366	Decal - Name Plate GES (G165)	3 - 15
G166 1366	Decal - Name Plate GES (G165)	55 - 24
G166 1367	Decal - Name Plate US OEM (G166)	55 - 19
G166 1367	Decal - Name Plate US OEM (G166)	3 - 15
G166 1369	Decal - Name Plate NAS (G166)	3 - 15
G166 1369	Decal - Name Plate NAS (G166)	55 - 25
G166 1370	Decal - Name Plate R (G165)	55 - 15
G166 1370	Decal - Name Plate R (G165)	3 - 15
G166 1371	Decal - Name Plate R (G166)	55 - 16
G166 1371	Decal - Name Plate R (G166)	3 - 15
G166 1372	Decal - Name Plate R (G167)	55 - 17
G166 1372	Decal - Name Plate R (G167)	3 - 15
G166 1373	Decal - Name Plate REX (G166)	55 - 25
G166 1373	Decal - Name Plate REX (G166)	3 - 15
G166 1374	Decal - Name Plate GES (G166)	3 - 15
G166 1374	Decal - Name Plate GES (G166)	55 - 25
G166 1375	Decal - Name Plate US OEM (G167)	55 - 20

Part No.	Description	Page and Index No.
G166 1375	Decal - Name Plate US OEM (G167)	3 - 15
G166 1377	Decal - Name Plate NAS (G167)	55 - 26
G166 1377	Decal - Name Plate NAS (G167)	3 - 15
G166 1378	Decal - Name Plate REX (G167)	55 - 26
G166 1378	Decal - Name Plate REX (G167)	3 - 15
G166 1379	Decal - Name Plate GES (G167)	55 - 26
G166 1379	Decal - Name Plate GES (G167)	3 - 15
G166 1382	Bracket:Brake:Cover:Upper (G181/G183/G184)	9 - 6
G166 1389	Decal - High Voltage	55 - 5
G166 1389	Decal - High Voltage	29 - 8
G166 1390	Caution Decal - Transfer Belt	55 - 9
G166 1390	Caution Decal - Transfer Belt	11 - 10
G166 1401	Operation Panel	3 - 9
G166 1851	Imaging Unit:Ass'y	9 - 4
<del>G166 2527</del>	O/O (200906 PCIL)	7 - *
G166 2552	Paper Tray - Front	7 - 6
G166 2553	Cassette Cover	7 - 2
G166 2554	Duplex Guide	7 - 1
G166 2555	Left Side Fence	7 - 11
G166 2556	Right Side Fence	7 - 26
G166 2558	Extension Tray	7 - 22
G166 2559	End Fence	7 - 21
G166 2560	Left Side Fence - Manual Feed	7 - 3
G166 2561	Right Side Fence - Manual Feed	7 - 4
<del>G166 2562</del>	X/O (200905 PCIL)	7 - 15
G166 2567	Bottom Plate Stopper	7 - 25
G166 2568	Compression Spring	7 - 24
G166 2569	Lever Paper Volume Sensor	7 - 8
G166 2570	Compression Spring	7 - 17
G166 2571	Sheet - Cassette	7 - 7
<del>G166 2574</del>	X/O (200906 PCIL)	47 - 14
G166 2572	Earth Spring	7 - 18
G166 2573	Holder Sheet	7 - 23
G166 2577	End Fence - Pressure	7 - 19
G166 2578	Compression Spring	7 - 20

Part No.	Description	Page and Index No.
G166 2580	Shaft - Paper Feed Roller	19 - 19
G166 2582	Grounding Spring	23 - 20
G166 2583	Spring Plate:Paper Tray:Positioning	23 - 19
G166 2585	Feeler - Paper End Sensor	19 - 22
G166 2586	Feeler Holder	19 - 21
G166 2588	Holder:Paper Tray:Positioning	29 - 7
G166 2589	Damping Insulation	7 - 9
G166 2592	Side Fence Decal	55 - 10
G166 2592	Side Fence Decal	7 - 10
G166 2593	Caution Decal - Inkjet Paper	55 - 11
G166 2593	Caution Decal - Inkjet Paper	7 - 27
G166 2596	Holder:Resistor:Base	23 - 22
G166 2597	Spring Plate:Resistor:Base:Lower	23 - 24
G166 2598	Spring Plate:Resistor:Base:Upper	23 - 25
G166 2606	Compression Spring	7 - 13
<del>G166 2620</del>	O/O (200911 PCIL)	7 - 14
<del>G166 3290</del>	X/O (200910 PCIL)	29 - 17
<del>G166 3290</del>	X/O (200910 PCIL)	55 - 1
<del>G166 3292</del>	X/O (200910 PCIL)	55 - 3
<del>G166 3292</del>	X/O (200910 PCIL)	29 - 14
<del>G166 3293</del>	X/O (200910 PCIL)	55 - 2
<del>G166 3293</del>	X/O (200910 PCIL)	29 - 16
G166 3331	Decal - Black	55 - 1
G166 3331	Decal - Black	29 - 17
G166 3333	Decal - Cyan	55 - 3
G166 3333	Decal - Cyan	29 - 14
G166 3334	Decal - Yellow	29 - 16
G166 3334	Decal - Yellow	55 - 2
<del>G166 3800</del>	O/O MB4	13 - *
G166 3852	Registration Roller - Driven	13 - 15
G166 3853	Bushing - 6mm	13 - 3
G166 3855	Tension Spring	13 - 14
G166 3859	Registration Sensor Feeler	13 - 19
G166 3860	Torsion Spring	13 - 1
G166 3862	Guide Sheet - Registration	13 - 13

Part No.	Description	Page and Index No.
G166 3863	Registration Guide	13 - 18
G166 3865	Gear - 14Z	13 - 10
G166 3866	Ground Plate:Registration Roller	21 - 15
G166 3867	Drive Gear - 14Z	13 - 17
G166 3902	Front Cover (G165/G166/G167)	5 - 1
G166 3903	Right Frame - Front Cover	5 - 28
G166 3904	Left Frame - Front Cover	5 - 10
G166 3905	Right Lock Lever	5 - 26
G166 3906	Left Lock Lever	5 - 22
G166 3907	Lock Guide	5 - 25
G166 3908	Lock Lever Arm	5 - 23
G166 3909	Tension Spring	5 - 27
G166 3910	Ground Wire	5 - 24
G166 3912	Guide Plate Holder	5 - 4
G166 3921	Guide Plate Spring - Middle	5 - 5
G166 3923	Exit Guide Plate - Middle	5 - 8
G166 3924	Feeler - Paper Feed Sensor	5 - 16
G166 3925	Torsion Spring - Feeler	5 - 14
<del>G166 3926</del>	O/O (201111 PCIL)	5 - 9
G166 3927	Stopper Band	5 - 11
G166 3928	Brake Rack - Front Cover	5 - 29
G166 3933	Stopper:Feeler:Paper Feed Sensor	5 - 15
G166 3952	Transfer Roller:Sub-ass'y	13 - 2
G166 3957	Washer - 0.8x10.8mm	5 - 17
G166 3958	Guide:Exit:Transfer/Separation	13 - 21
G166 3961	Compression Spring	13 - 12
G166 3962	Compression Spring Holder	5 - 18
G166 3965	Ground Wire	13 - 16
G166 3967	Electrode Plate - Link	13 - 6
G166 3968	Electrode Plate - Contact Point	13 - 8
G166 3970	Left Hook	5 - 7
G166 3971	Right Hook	5 - 20
G166 3972	Compression Spring - Grip	5 - 6
<del>G166 3974</del>	X/O (200905 PCIL)	5 - 19
G166 3983	Spacer:Ground Plate:Transport	13 - 22

Part No.	Description	Page and Index No.
G166 3989	Resistor - 100M $\Omega$ <+>10% 0.5W	13 - 9
<del>G166 3993</del>	O/O (201111 PCIL)	23 - 23
G166 3994	Resistor - 50M $\Omega$ <+>10% 0.5W	29 - 22
G166 3997	Ground Wire:Transfer/Separation	13 - 7
G166 3998	Ground Wire- Duplex	13 - 5
<del>G166 4040</del>	O/O (201101 PCIL)	15 - *
G166 4012	Fusing Unit - 120V	15 - *
G166 4013	Fusing Unit - 220V	15 - *
G166 4014	Fusing Unit - 110V TWN	15 - *
G166 4066	Front Cover - Fusing Unit	15 - 2
G166 4071	Fusing Entrance Guide - Upper	15 - 6
G166 4072	Fusing Entrance Guide - Lower	15 - 4
G166 4310	Deca::Warning (High Temperature):1:CUD	55 - 6
G166 4310	Deca:Warning (High Temperature):1:CUD	15 - 1
<del>G166 4398</del>	X/O (PCIL 201008)	55 - 6
<del>G166 4398</del>	X/O (PCIL 201008)	15 - 1
G166 4455	Lower Exit Guide	17 - 2
G166 4456	Guide Roller - Exit	17 - 13
G166 4457	Driven Roller - Exit	17 - 12
<del>G166 4458</del>	X/X (200904 PCIL)	17 - 10
<del>G166 4459</del>	X/X (200904 PCIL)	17 - 11
<del>G166 4460</del>	X/X (200904 PCIL)	17 - 9
G166 4461	Ground Wire	17 - 3
G166 4462	Stopper - Photointerruptor	17 - 4
<del>G166 4463</del>	X/X (200904 PCIL)	17 - 29
G166 4463	Exit Guide Plate	17 - 8
G166 4464	Decal:High Temperature	5 - 2
G166 4464	Decal:HighTemperature	55 - 7
G166 4606	Duplex Roller	5 - 12
G166 4607	Pressure Spring - Duplex Roller	5 - 13
G166 5121	Engine Board (G165/G166)	25 - 18
G166 5126	Engine Board (G167)	25 - 18
G166 5280	Terminal Board	21 - 10
G166 5412	Harness - EGB-PSU	25 - 16
G166 5412	Harness - EGB-PSU	49 - 18

Part No.	Description	Page and Index No.
G166 5414	Harness - EGB-HVP	49 - 17
G166 5414	Harness - EGB-HVP	25 - 26
G166 5414	Harness - EGB-HVP	51 - 14
G166 5415	Sensor Harness	11 - 8
G166 5425	Harness - Power Supply Unit	25 - 8
G166 5425	Harness - Power Supply Unit	51 - 8
G166 5426	Harness - PSU-Safety	51 - 3
G166 5426	Harness - PSU-Safety	25 - 3
G166 5427	Harness - EGB-ID	21 - 11
G166 5429	Power Supply Cord - 125V 15A	31 - 11
G166 5429	Power Supply Cord - 125V 15A	3 - 13
G166 5430	Power Supply Cord - 250V 10A EU	3 - 13
G166 5430	Power Supply Cord - 250V 10A EU	31 - 11
G166 5431	Harness - Motor/Clutch	49 - 20
G166 5431	Harness - Motor/Clutch (G166/G167/G183/G184)	25 - 15
G166 5431	Harness - Motor/Clutch (G166/G167/G183/G184)	21 - 17
G166 5433	Harness - Sensor/Motor/TH	25 - 17
G166 5433	Harness - Sensor/Motor/TH	49 - 16
G166 5437	Interface Harness - Opration Panel	3 - 10
G166 5439	Harness - Operation Panel	25 - 20
G166 5440	Harness - EGB-Motor	49 - 20
G166 5440	Harness - EGB - Motor (G165/G181)	25 - 15
G166 5440	Harness - EGB-Motor (G165/G181)	21 - 17
G166 5444	Harness - EGB-PSU	51 - 4
G166 5444	Harness - EGB-PSU	49 - 15
G166 5444	Harness - EGB-PSU	25 - 4
G166 5445	PSU Interface Harness - 115V	27 - 12
G166 5446	PSU Interface Harness - 230V	27 - 12
G166 5448	Interface Harness - 115V	15 - 5
G166 5449	Interface Harness - 230V	15 - 5
G166 5450	Power Supply Cord - CHN	3 - 13
G166 5452	AC Harness	25 - 14
G166 5452	AC Harness	51 - 10
G166 5454	Harness - EGB-Fan	25 - 13
G166 5454	Harness - EGB-Fan	49 - 21

Part No.	Description	Page and Index No.
G166 5700	Bracket - Power Supply Unit	51 - 5
G166 5700	Bracket - Power Supply Unit	25 - 5
G166 5701	Harness Cover - Power Supply Unit	25 - 6
G166 5701	Harness Cover - Power Supply Unit	51 - 6
G166 5705	Shielding Plate	3 - 17
G166 5706	Ground Plate:Shaft:Imaging Unit	9 - 11
G166 5708	2nd Terminal - Transfer	25 - 24
G166 5708	2nd Terminal - Transfer	51 - 12
G166 5712	Memory Cover	25 - 10
G166 5712	Memory Cover	49 - 3
<del>G166 5713</del>	O/O MB14	49 - 4
<del>G166 5713</del>	O/O MB14	25 - 11
G166 5715	Bracket - Main Switch	51 - 7
G166 5715	Bracket - Main Switch	25 - 7
G166 5716	Terminal:AIO	25 - 21
G166 5716	Terminal:AIO	51 - 15
G166 5724	Harness Clamp Holder	9 - 12
G166 5725	Harness Cover	11 - 9
G166 5726	Cushion - Harness	23 - 26
G166 5728	Seal - Fan Motor	27 - 2
G166 5729	Control Board Bracket	25 - 28
G166 5730	Controller Cover	25 - 9
G166 5731	Terminal Holder	51 - 16
G166 5731	Terminal Holder	25 - 22
G166 5732	Bracket Safety Switch	27 - 9
G166 5733	Link - Safety Switch	27 - 6
G166 5734	Torsion Spring - Safety Switch	27 - 4
G166 5736	Tension Spring - Safety Switch	27 - 8
G166 5737	Compression Spring - Safety Switch	27 - 7
G166 5738	1st Terminal - Transfer	25 - 25
G166 5738	1st Terminal - Transfer	51 - 13
<del>G166 5739</del>	O/O MB2	51 - 15
<del>G166 5739</del>	O/O MB2	25 - 21
G166 5740	Controller Cover	25 - 9
G166 5743	Bracket - Control Board	25 - 28



Part No.	Description	Page and Index No.
G166 5745	Harness Cover	17 - 21
G166 5746	Memory Stopper	25 - 12
<del>G166 5747</del>	X/O (201001 PCIL)	27 - 5
G166 5748	Lever - Safety Switch	27 - 10
G166 5749	Connector Cover	21 - 16
G166 5751	Connector Holder - Fusing	27 - 13
G166 5754	Arm:Link:Safety Switch	27 - 5
G166 5756	Resistorholder - Exit	29 - 19
G166 5757	Ground Plate - Input	29 - 20
G166 5758	Ground Plate - Output	29 - 21
G166 5759	Ground Plate - Fusing	27 - 14
<del>G166 6002</del>	X/O MB13	11 - 18
G166 6003	Density Sensor:Ass'y	11 - 18
G166 6026	Bushing - 19mm	11 - 12
G166 6045	Spring - Feeler	23 - 17
G166 6046	Sensor Feeler	23 - 16
G166 6099	Compression Spring	11 - 14
G166 6103	Sensor Holder	23 - 14
G166 6107	Grounding Plate	11 - 2
G166 6191	Cleaner Decal - Density Sensor	11 - 19
G166 6191	Cleaner Decal - Density Sensor	55 - 8
G166 6193	Left Holder - Transfer Belt Unit	11 - 13
G166 6194	Right Holder - Transfer Belt Unit	11 - 15
G166 6196	Right Slider - Transfer Belt Unit	11 - 16
G166 6197	Left Slider - Transfer Belt Unit	11 - 17
G166 6580	Stopper Sheet - Photointerruptor	11 - 3
G166 6584	Used Toner Sensor	11 - 4
G166 6586	Feeler - Set Sensor	11 - 7
G166 6587	Sensor Bracket	11 - 1
G166 6592	Spring Plate - Collection Bottle	29 - 4
G167 5680	Controller Board (G166/G167)	25 - 19
G181 0080	Pressure Plate - Ass'y	37 - *
G181 1301	Decal - Name Plate R (G181)	33 - 9
G181 1301	Decal - Name Plate R (G181)	55 - 27
G181 1302	Decal - Name Plate US OEM (G181)	55 - 21

Part No.	Description	Page and Index No.
G181 1302	Decal - Name Plate US OEM (G181)	3 - 15
G181 1304	Decal:Name Plate:μF1A:NSA (G181)	33 - 9
G181 1304	Decal:Name Plate:μF1A:NSA (G181)	55 - 30
G181 1305	Decal:Name Plate:μF1A:REX (G181)	33 - 9
G181 1305	Decal:Name Plate:μF1A:REX (G181)	55 - 30
G181 1306	Decal:Name Plate:μF1A:GES (G181)	33 - 9
G181 1306	Decal:Name Plate:μF1A:GES (G181)	55 - 30
G181 1401	Operation Panel - NA (G181)	35 - 2
G181 1402	Operation Panel - EU (G181)	35 - 2
G181 1458	Keytop:Shift	35 - 7
G181 1462	Keytop:Application (G181)	35 - 9
G181 1468	Operation Panel Sheet - NA (G181)	35 - 3
G181 1470	Operation Panel Sheet - Symbol (G181)	35 - 3
G181 1473	Sheet:Panel:EU_Languages (G181)	31 - 15
G181 1720	Frame - Pressure Plate	37 - 4
G181 1721	Pressure Plate	37 - 1
G181 1722	Left Hinge	37 - 5
G181 1723	Right Hinge	37 - 6
G181 1881	Decal:Caution:Copy:English (G181)	55 - 12
G181 1881	Decal:Caution:Copy:English (G181)	31 - 16
G181 1883	Decal:Caution:Copy:Multi - Language (G181)	31 - 16
G181 1883	Decal:Caution:Copy:Multi - Language (G181)	55 - 12
G183 1012	Shaft:Lock:Ass'y	33 - 28
G183 1050	Left Slide Arm	33 - 12
G183 1051	Right Slide Arm	33 - 21
G183 1052	Left Torsion Spring - Arm	33 - 14
G183 1053	Right Torsion Spring - Arm	33 - 20
G183 1054	Slide Rail:Left	31 - 2
G183 1055	Slide Rail:Right	31 - 7
G183 1056	Hinge - Torque Limiter	33 - 13
G183 1057	Spring:Slide Rail	31 - 3
G183 1060	Separation Plate - Slide	33 - 7
G183 1061	Torsion Spring - Separation Plate	33 - 8
G183 1065	Left Slide Stopper - Scanner	33 - 10
G183 1066	Torsion Spring- Slide Stopper	33 - 11

Part No.	Description	Page and Index No.
G183 1067	Stopper Plate - Scanner	33 - 15
G183 1068	Right Slide Stopper - Scanner	33 - 23
G183 1069	Compression Spring - Stopper	33 - 24
G183 1070	Upper Supporting Plate - Cover	33 - 25
G183 1071	Right Actuator - Stopper	33 - 6
G183 1072	Wire - Scanner Lock	33 - 4
G183 1075	Plate:Shaft	33 - 26
G183 1082	Arm - Lock Lever	33 - 1
G183 1085	Bracket - Arm	33 - 3
G183 1088	Tension Spring - Lock Arm	33 - 2
G183 1250	Upper Cover	33 - 22
G183 1251	Right Harness Cover - Scanner	31 - 5
G183 1252	Left Harness Cover - Scanner	31 - 4
G183 1257	Cover - Paper Exit	35 - 1
G183 1258	Cover - Interface	31 - 10
G183 1264	MB3 Correct	31 - 8
G183 1274	Rear Cover - EU (China)	31 - 8
G183 1301	Decal - Name Plate R (G183)	55 - 28
G183 1301	Decal - Name Plate R (G183)	33 - 9
G183 1302	Decal - Name Plate US OEM (G183)	3 - 15
G183 1302	Decal - Name Plate US OEM (G183)	55 - 22
G183 1304	Decal:Name Plate:μF1B:NSA (G183)	33 - 9
G183 1304	Decal:Name Plate:μF1B:NSA (G183)	55 - 31
G183 1305	Decal:Name Plate:μF1B:REX (G183)	55 - 31
G183 1305	Decal:Name Plate:μF1B:REX (G183)	33 - 9
G183 1306	Decal:Name Plate:μF1B:GES (G183)	55 - 31
G183 1306	Decal:Name Plate:μF1B:GES (G183)	33 - 9
G183 1401	Operation Panel - NA (G183/G184)	35 - 2
G183 1402	Operation Panel - EU (G183/G184)	35 - 2
G183 1450	Cover:Operation Sub-Unit	35 - 4
G183 1453	Key - 10key	35 - 6
G183 1454	Key - Shift	35 - 8
G183 1455	Key - Application	35 - 10
G183 1456	Key - Start/Stop	35 - 13
G183 1457	Keytop - 10key	35 - 5

Part No.	Description	Page and Index No.
G183 1458	Keytop - Shift	35 - 7
G183 1460	Keytop - Menu	35 - 11
G183 1461	Keytop - Start/Stop	35 - 12
G183 1462	Keytop - Application (G183/G184)	35 - 9
G183 1465	Ground Plate:Operation Sub-Unit:Right	35 - 15
G183 1468	Operation Panel Sheet - NA (G183/G184)	35 - 3
G183 1470	Operation Panel Sheet - EU (G183/G184)	35 - 3
G183 1473	Sheet:Panel:EU_Languages (G183/G184)	31 - 15
G183 1475	Sheet:Panel:Address	31 - 13
G183 1480	Operation Board	35 - 14
G183 1600	Scanner:Ass'y	47 - *
G183 1630	ADF:Ass'y	39 - *
G183 1740	Frame:ADF	45 - 9
G183 1741	Cover:Front:ADF	39 - 15
G183 1742	Cover:Rear:ADF	39 - 7
G183 1743	Base:Slider	39 - 4
G183 1744	Side Fence:Right	39 - 5
G183 1745	Side Fence:Left	39 - 6
G183 1746	Extension Tray:ADF	39 - 1
G183 1747	Paper Stopper:ADF	45 - 10
G183 1750	Plate:Guide Rod:Scanner	47 - 20
G183 1751	Slide Rail:Carriage	47 - 15
G183 1752	Gear:Scanner:Ass'y	47 - 27
G183 1753	Pulley:Carriage:Ass'y	47 - 22
G183 1754	Flat Cable:Carriage	47 - 7
G183 1755	Wire:Ground Wire:Plate:Motor	47 - 28
G183 1756	Coil Spring:Pulley:Carriage	47 - 26
G183 1757	Case:Scanner:Upper:Ass'y	47 - 1
G183 1758	Core:EMI:Carriage	47 - 8
G183 1759	Invertor:Carriage	47 - 6
G183 1760	Bracket:Hook:Platen:Peen	47 - 5
G183 1760	Bracket:Hook:Platen:Peen	47 - 25
G183 1761	Cover:Carriage:Upper	47 - 10
G183 1762	Fluorescent Tube:Carriage	47 - 9
G183 1763	X/O (200905 PCIL)	47 - 4

Part No.	Description	Page and Index No.
G183 1765	CCD:Module:Ass'y	47 - 4
G183 1772	Hook:Platen	47 - 24
G183 1773	Tension Spring:Hook:Platen	47 - 23
G183 1774	Lever:Hook:Platen	47 - 18
G183 1775	Hook:ADF	45 - 12
G183 1775	Hook:ADF	37 - 3
G183 1780	Lever:Lock:Cover:Upper	47 - 2
G183 1781	Torsion Spring:Lever:Lock:Cover:Upper	47 - 3
G183 1782	Plate:Cover:Upper	47 - 16
G183 1783	Torsion Spring:Lock:Cover:Upper	47 - 17
G183 1784	Sheet:Scanner	47 - 14
G183 1821	Case:Scanner:Lower	47 - 13
G183 1822	ADF Decal - Pick-up Paper Jam	39 - 17
G183 1822	ADF Decal - Pick-up Paper Jam	55 - 33
G183 1824	Guide Rod:Scanner	47 - 11
G183 1825	Plate:Stud:Idler	47 - 21
G183 1826	Cover:Scanner:Front	47 - 12
G183 1827	Ground Plate:Scanner:Left	47 - 19
G183 1834	Left Ground Plate - Scanner	33 - 16
G183 1881	Decal:Caution:Copy:English (G183/G184)	31 - 16
G183 1881	Decal:Caution:Copy:English (G183/G184)	55 - 13
G183 1883	Decal:Caution:Copy: Multi - Language (G183/G184)	31 - 16
G183 1883	Decal:Caution:Copy: Multi - Language (G183/G184)	55 - 13
G183 1886	Decal:Caution:Set:Original: English (G183/G184)	55 - 14
G183 1886	Decal:Caution:Set:Original: English (G183/G184)	31 - 14
G183 1888	Decal:Caution:Set:Original: Multi - Language (G183/G184)	55 - 14
G183 1888	Decal:Caution:Set:Original: Multi - Language (G183/G184)	31 - 14
G183 2550	Arm:Sensor	39 - 8
G183 2551	Coil Spring:Arm:Sensor	39 - 9

Part No.	Description	Page and Index No.
G183 2552	Sheet:ADF:KILO	45 - 8
G183 2552	Sheet:ADF:KILO	43 - 21
G183 2553	Coil Spring:Gear:Slide	39 - 2
G183 2554	Gear:Slide	39 - 3
G183 2555	Cable:ADF	33 - 27
G183 2555	Cable:ADF	45 - 6
G183 2558	Paddle:Roller:Exit	45 - 2
G183 2559	Driven Roller:Exit	45 - 3
G183 2560	Shaft:Driven Roller:Exit	45 - 4
G183 2561	Coil Spring:Exit	45 - 5
G183 2562	Cover:Exit	45 - 1
G183 2563	PCB:DIP:ADF	45 - 7
G183 2564	Cover:ADF	39 - 14
G183 2565	Sheet:Pressure Plate	45 - 11
G183 2566	Flange:Bushing:Gear	43 - 6
G183 2567	Frame:Lower:Image Reading Section	43 - 18
<del>G183 2568</del>	X/O (200908 PCIL)	43 - 22
G183 2569	Coil Spring:Plate:Image Reading Section	41 - 8
G183 2570	Plate:Image Reading Section	41 - 7
G183 2571	Sheet:Guide	43 - 17
G183 2572	Flange:Bushing	43 - 14
G183 2573	Feed Roller:ADF	43 - 16
G183 2574	Exit Roller:ADF	43 - 15
G183 2576	Coil Spring:Feed Roller:Driven	41 - 17
G183 2577	Feeler:Sensor:Feed	41 - 16
G183 2578	Arm:Pressure Release	41 - 11
G183 2579	Driven Roller:Feed	41 - 13
G183 2580	Stay:Feed	41 - 18
<del>G183 2581</del>	X/O (201202 PCIL)	41 - 10
G183 2582	Shaft:Driven Roller:Feed	41 - 12
G183 2583	Fix Stand:Sensor:Feed	41 - 15
<del>G183 2584</del>	X/O (200908 PCIL)	41 - 14
G183 2585	Sheet:Feeler:Feed	41 - 19
G183 2586	Plate:Rear	43 - 11
G183 2587	Gear:Feed:44T	43 - 13

Part No.	Description	Page and Index No.
G183 2588	Gear:Exit:41T	43 - 12
G183 2589	Gear:20T39T	43 - 9
G183 2590	Gear:Middle:32T	43 - 7
G183 2591	Gear:21T37T	43 - 10
G183 2592	Gear:51T	43 - 5
G183 2593	Gear:Drive:39T55T	43 - 8
G183 2594	Plate:Motor	43 - 3
G183 2595	Gear:Drive:40T56T	43 - 4
<del>G183 2596</del>	X/O (200906 PCIL)	43 - 2
G183 2598	Roller:Back Up:Feed	41 - 2
G183 2599	Coil Spring:Shutter:Paper	41 - 6
G183 2600	Shutter:Paper	41 - 5
G183 2601	Separation Pad:ADF:Ass'y	39 - 12
G183 2602	Frame:Upper:Image Reading Section	41 - 1
G183 2603	Coil Spring:Feeler:Set Sensor	41 - 4
G183 2604	Feeler:Set Sensor	41 - 3
G183 2605	Holder:Separation Unit	41 - 9
G183 2606	Sheet:Stopper:Exit	43 - 20
G183 2607	Discharge Brush:Exit	43 - 19
G183 2608	Separation Unit:ADF:Ass'y	39 - 13
G183 2609	DC Stepper Motor:ADF	43 - 1
G183 2610	Hinge:Left:Ass'y	39 - 10
G183 2611	Hinge:Right:Ass'y	39 - 11
G183 2612	PCB:DIP:Set Sensor	43 - 22
G183 2613	PCB:DIP:Feed	41 - 14
G183 2614	PCB:DIP:On Off Detector	43 - 2
G183 3902	Front Cover (G181/G183/G184)	5 - 1
G183 5121	Engine Board (G181)	49 - 11
G183 5126	Engine Board (G183/G184)	49 - 11
G183 5300	Speaker - DIA50	49 - 5
G183 5520	Harness - EGB-Duplex Motor	49 - 19
G183 5550	Interface Harness - Scanner	49 - 22
G183 5551	Interface Harness	49 - 23
<del>G183 5650</del>	X/O MB6	49 - 9
G183 5652	PCB:Main:Ass'y	49 - 9

Part No.	Description	Page and Index No.
G183 5662	PCB:PDL:Ass'y	49 - 7
G183 5673	PCB:Fax:NA:Ass'y	49 - 13
G183 5675	PCB:Fax:EU:Ass'y	49 - 13
G183 5820	Bracket - Control Board	49 - 10
<del>G183 5824</del>	X/O (201101 PCIL)	49 - 1
G183 5822	Stopper:Memory	49 - 2
G183 5823	Bracket - Interface (G183/G184)	49 - 14
G183 5824	Case - Core	49 - 12
G183 5826	Bracket - Speaker	49 - 6
<del>G183 5834</del>	X/O (201101 PCIL)	49 - 1
G183 5833	Bracket - Interface (G181)	49 - 14
G183 6830	Sheet:Positioning Display:Decal:EU	31 - 17
G184 1301	Decal - Name Plate R (G184)	55 - 29
G184 1301	Decal - Name Plate R (G184)	33 - 9
G184 1302	Decal - Name Plate US OEM (G184)	3 - 15
G184 1302	Decal - Name Plate US OEM (G184)	55 - 23
G184 1304	Decal:Name Plate:μF1C:NSA (G184)	33 - 9
G184 1304	Decal:Name Plate:μF1C:NSA (G184)	55 - 32
G184 1305	Decal:Name Plate:μF1C:REX (G184)	33 - 9
G184 1305	Decal:Name Plate:μF1C:REX (G184)	55 - 32
G184 1306	Decal:Name Plate:μF1C:GES (G184)	33 - 9
G184 1306	Decal:Name Plate:μF1C:GES (G184)	55 - 32

Part No.	Description	Page and Index No.
A267 2869	Gear - 16Z	7 - 5
B039 4480	Stepped Screw - M5	31 - 6
B039 4480	Stepped Screw - M5	33 - 5
B872 4513	Tape:Pressure Plate:Left	37 - 2
D009 4511	Spacer:DIA8.0:1.5mm	7 - 30
G102 2789	Stopper:Photointerruptor	11 - 5
G163 1068	Bracket - Photointerruptor	23 - 21
G163 3978	Transfer Roller	13 - 23
G163 5680	Controller Board (G165)	25 - 19
G800 3133	Side Fence Gear	7 - 12
G891 5690	DDR-DIMM - 256MB	49 - 8
G891 5690	DDR-DIMM - 256MB	25 - 29
H452 4105	Modular Cord:6PIN-6PIN (China)	31 - 12
H523 5350	Telephone Cable	31 - 12
J012 1515	Logo Plate - NSA (G165/G166/G167)	39 - 16
J012 1515	Logo Plate - NSA (G165/G166/G167)	5 - 3
J012 1516	Logo Plate - REX (G165/G166/G167)	5 - 3
J012 1516	Logo Plate - REX (G165/G166/G167)	39 - 16
J012 1517	Logo Plate - GES (G165/G166/G167)	5 - 3
J012 1517	Logo Plate - GES (G165/G166/G167)	39 - 16

Part No.	Description	Page and Index No.
<u>M016 1601</u>	<u>Guide:Feed:Driven</u>	41 - 10
M018 1102	Bracket:Motor:Ass'y	21 - 3
<del>M018 2527</del>	O/O (201002 PCIL)	7 - *
M018 2562	Base:Adhesion	7 - 15
M018 2608	Cover:Base	7 - 28
M018 4450	Exit Guide Ass'y	17 - 30
M018 4458	Spring:Pressure:Exit:Inner	17 - 10
M018 4459	Roller:Driven:Exit:Outer	17 - 11
M018 4460	Spring:Pressure:Exit:Outer	17 - 9
M018 4464	Guide:Plate:Exit:Outer	17 - 29
M018 5701	Cover:Control Board:μF2C:Ass'y (G184)	49 - 1
M018 5711	Cover:Control Board:μF2B:Ass'y (G181/G183)	49 - 1
M018 5752	Spacer:Ground Plate:Flat Ccable: Scanner Unit	49 - 24
M018 5754	Screw	25 - 11
M018 5754	Screw	49 - 4
M018 5757	Harness Cover Sheet:ADF	33 - 29
M035 2527	Paper Tray Ass'y	7 - *
M035 2620	Friction Pad	7 - 14
M035 3974	Compression Spring:Housing:Transport	5 - 19
M096 3926	Roller:Guide:Exit:Mmiddle	5 - 9
M096 3993	Resistor:Earth:Paper Feed	23 - 23

Part No.	Description	Page and Index No.
AA08 2101	Bushing - 6x10x6	19 - 18
AA08 2101	Bushing - 6x10x6	17 - 20
AA13 2013	Spacer	7 - 29
AA14 3592	Screw - M4x6	51 - 9
AA14 3592	Screw- M4x6	25 - 30
AF03 1061	Paper Feed Roller	19 - 20
AW02 0198	Photointerruptor:LG2A14NL1	17 - 5
AW02 0198	Photointerruptor:LG2A14NL1	11 - 6
AW02 0198	Photointerruptor:LG2A14NL1	23 - 15
AW14 0015	Temperature & Humidity Sensor	25 - 27
AW14 0015	Temperature & Humidity Sensor	51 - 17
GA04 3030	Timing Belt - 60S2M280	17 - 27
<del>GA08 2010</del>	O/O (PCIL 201009)	17 - 6
GA08 2014	Plain Shaft Bearing:DIA6:DIA10:9	17 - 6
GA12 0011	Discharge Brush Exit	17 - 1
GA13 2101	Spacer - 0.13 x 12mm	21 - 5
GA13 2101	Spacer - 0.13 x 12mm	29 - 2
GA13 2102	Spacer - 0.13 x 10mm	21 - 18
GA14 5013	Shaft - 6 x 39.5mm	19 - 25
GA14 5014	Shaft - 6 x 55.3mm	17 - 24
GA14 8016	Shaft - 6 X 26.7mm	19 - 10
GA14 8018	Shaft - 6 X 21.9mm	19 - 9
GB01 0121	Gear:AIO:Drive:1	21 - 21
GB01 1101	Gear - 37Z	19 - 7
GB01 1102	Gear - 19/38Z	19 - 8
GB01 1103	Gear - 28/36Z	19 - 13
GB01 1104	Gear - 20/35Z	19 - 17
GB01 1105	Gear - 29Z	19 - 14
GB01 1106	Gear - 22/31Z	19 - 16
GB01 1108	Gear - 21Z	17 - 26
GB01 1108	Gear - 21Z	19 - 26
GB01 1109	Gear - 28Z	19 - 15
GB01 1110	Gear - 31Z	19 - 23
GB01 1111	Gear - 19Z	17 - 17
GB01 1112	Gear - 29Z	17 - 25

Part No.	Description	Page and Index No.
GB01 1118	Regist Drive Gear	19 - 12
<del>GB01 1119</del>	X/X	13 - 20
<del>GB01 1119</del>	X/X MB1	17 - 14
GB01 1133	Gear - 15Z	17 - 14
GB01 1133	Gear - 15Z	13 - 20
GB01 2101	Gear - 33Z	21 - 19
GB01 2102	Gear - 54Z	29 - 3
GB01 3064	Gear - 22Z	17 - 16
GB01 3114	Gear - 35Z	23 - 9
GB01 3115	Gear - 21Z	23 - 10
GB01 3117	Gear - 19Z	23 - 13
<del>GB01 7101</del>	X/X (200905 PCIL)	21 - 21
GB01 7101	Gear - 22/99Z	21 - 6
GB01 7102	Gear - 27/76Z	21 - 8
GB01 7103	Gear - 21/45Z	19 - 4
GB01 7104	Gear - 24/57Z	19 - 6
GB01 7105	Gear - 23/30Z	17 - 15
GB01 7109	Gear - 16/42Z	17 - 23
GB01 7110	Gear - 22/99Z Cyan	21 - 7
GB01 7111	Gear - 16/51Z	23 - 7
GB01 7112	Gear - 21/73Z	23 - 11
GB01 7113	Gear - 40/65Z	23 - 8
GB01 7116	Gear - 17/42Z	23 - 12
GB01 7120	Gear:AIO:Joint:2	21 - 20
GB03 0036	Pulley - 18T	19 - 24
GB03 0036	Pulley - 18T	17 - 28
GF02 0000	Registration Roller - Drive	13 - 11
<del>GF02 0039</del>	X/X MB1	17 - 7
<del>GF02 0049</del>	X/X MB1	13 - 4
<del>GF02 0053</del>	X/X (200904 PCIL)	17 - 7
GF02 0054	Transport Roller:Duplex	13 - 4
GF02 0055	Exit Roller	17 - 7
<del>GW02 0020</del>	O/O (201111 PCIL)	23 - 15
<del>GW02 0020</del>	O/O (201111 PCIL)	11 - 6
<del>GW02 0020</del>	O/O (201111 PCIL)	17 - 5

Part No.	Description	Page and Index No.
GX04 1120	Stepper Motor - DC 14.8W	17 - 19
GX06 1124	Brushless Motor - DC24V 10W	19 - 1
GX06 1136	Brushless Motor - DC24V 21W	21 - 2
GX06 1138	Brushless Motor - DC24V 32W	21 - 1
GX20 1121	Magnetic Clutch	19 - 5
GX45 0002	Fusing Lamp - 120V 1000W	15 - 3
GX45 0003	Fusing Lamp - 230V 1000W	15 - 3
GX45 0004	Fusing Lamp - 110V 1000W	15 - 3
GX64 5734	Fan Motor:MM80 DC24V 3.12W	27 - 1
GZ23 0034	Power Supply Unit - 230V	25 - 2
GZ23 0034	Power Supply Unit - 230V	51 - 2
GZ23 0035	Power Supply Unit - 115V	51 - 2
GZ23 0035	Power Supply Unit - 115V	25 - 2
GZ23 0037	Power Supply Unit:CHN	51 - 2
GZ23 0037	Power Supply Unit:CHN	25 - 2
<del>GZ30 0004</del>	X/O MB9	25 - 23
<del>GZ30 0004</del>	X/O MB9	51 - 11
GZ30 0003	Power Pack	25 - 23
GZ30 0003	Power Pack	51 - 11

Part No.	Description	Page and Index No.
0353 0030N	Screw:M3x3	23 - 102
0353 0040N	Screw - M3x4	21 - 102
0353 0040N	Screw - M3x4	19 - 104
0353 0060N	Bind Screw - M3x6	17 - 104
0360 3006N	Screw - M3x6	15 - 103
0360 3006N	Screw - M3x6	33 - 103
0360 3006N	Screw - M3x6	25 - 102
0360 3006N	Screw - M3x6	21 - 103
0360 3006N	Screw - M3x6	51 - 102
0360 3006N	Screw - M3x6	49 - 101
<del>0360 3008N</del>	O/O MB12	3 - 102
<del>0360 3008N</del>	O/O MB12	31 - 102
0360 3010N	Screw:M3x10	31 - 103
0360 3010N	Screw:M3x10	3 - 103
0450 3010N	Tapping Screw - M3x10	17 - 101
0450 3010N	Tapping Screw - M3x10	29 - 101
0450 3010N	Tapping Screw - M3x10	33 - 101
0450 3010N	Tapping Screw - M3x10	27 - 101
0450 3010N	Tapping Screw - M3x10	25 - 101
0450 3010N	Tapping Screw - M3x10	23 - 101
0450 3010N	Tapping Screw - M3x10	3 - 105
0450 3010N	Tapping Screw - M3x10	21 - 101
0450 3010N	Tapping Screw - M3x10	7 - 101
0450 3010N	Tapping Screw - M3x10	51 - 101
0450 3010N	Tapping Screw - M3x10	5 - 101
0450 3010N	Tapping Screw - M3x10	19 - 101
0450 3010N	Tapping Screw - M3x10	31 - 101
0450 3010N	Tapping Screw - M3x10	9 - 101
0450 3010N	Tapping Screw - M3x10	15 - 101
0450 3010N	Tapping Screw - M3x10	11 - 101
0450 3016N	Tapping Screw:3x16	9 - 105
0450 3016N	Tapping Screw:3x16	33 - 102
0450 4010N	Tapping Screw:M4x10	5 - 102
0450 4010N	Tapping Screw:M4x10	3 - 104
0452 3010N	Binding Self-tapping Screw:3x10	37 - 101

Part No.	Description	Page and Index No.
0452 3010N	Binding Self-Tapping Screw:3x10	35 - 101
0452 4010N	Binding Self-tapping Screw:4x10	31 - 104
0452 4010N	Binding Self-Tapping Screw:4x10	3 - 101
0454 3006Q	Tapping Screw - M3x6	29 - 102
0454 3006Q	Tapping Screw - M3x6	25 - 103
0454 3006Q	Tapping Screw - M3x6	49 - 103
0454 3006Q	Tapping Screw - M3x6	17 - 102
0454 3008Q	Tapping Screw:3x8	21 - 104
0454 3008Q	Tapping Screw:3x8	3 - 102
0454 3008Q	Tapping Screw:3x8	25 - 104
0454 3008Q	Tapping Screw:3x8	27 - 104
0454 3008Q	Tapping Screw:3x8	31 - 102
0720 0030E	Retaining Ring - M3	5 - 103
0720 0040E	Retaining Ring - M4	9 - 103
0720 0040E	Retaining Ring - M4	13 - 102
0720 0040E	Retaining Ring - M4	5 - 104
0720 0040E	Retaining Ring - M4	17 - 105
0720 0060E	Retaining Ring - M6	9 - 102
0804 6123	Hexagonal Bolt:W/Washer:M3x8	15 - 102
0805 0088	Retaining Ring - M6	7 - 102
0805 0089	Retaining Ring - M4	17 - 103
0805 0089	Retaining Ring - M4	19 - 105
0805 0089	Retaining Ring - M4	13 - 101
0954 3008N	Screw - M3x8	51 - 103
0954 3008N	Screw - M3x8	25 - 105
1102 4473	CT Connector - 2P	19 - 102
1102 4559	Connector - 3P	27 - 102
1102 9156	Connector	3 - 106
1103 3902	Connector - 10P	21 - 105
1105 0511	Harness Clamp - LWS-0306ZC	3 - 107
1105 0516	Clamp	19 - 103
1105 0516	Clamp	9 - 104
1150 0409	Power Supply Cord:125V:15A:TWN (Taiwan)	3 - 13
1204 2612	Micro Switch:D3V-16506-3C25	27 - 103
1407 6657	EEPROM:BR93L76-W	25 - 106

Part No.	Description	Page and Index No.
1407 6657	EEPROM:BR93L76-W	49 - 104
1607 2056	Ferrite Core:33.5x6.5x20	49 - 102



Part No.	Description	Page and Index No.
5215 2713	Bottom Plate Pad	7 - 16

Part No.	Description	Page and Index No.