

Model AT-C3
(D111/D142)
Parts Catalog

Parts change information sample

 **Add**


 **Update**

 **Delete**

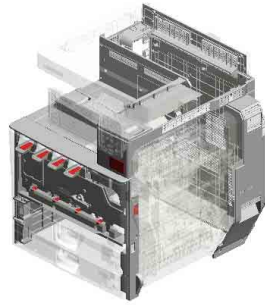
Parts Catalog Style

Model	Product Code	PC Style
Digital Color Copier	D111/D142	3DPC
Platen Cover Type 3352	D593	Traditional
ARDF DF3060	D578	Traditional
Paper Feed Unit PB3130	D580	3DPC
LCIT PB3140	D581	3DPC
LCIT RT3020	D631	Traditional
Envelope Feeder EF3020	D638	Traditional
Paper Feed Unit PB3120	D579	Traditional
1 Bin Tray BN3100	D632	3DPC
Internal Shift Tray SH3060	D633	3DPC
Bridge Unit BU3060	D634	Traditional
Booklet Finisher SR3100	D589	Traditional
Punch Kit PU3000 NA/EU/SC	B807	Traditional
Finisher SR3070	D585	Traditional
Finisher SR3090	D588	Traditional
Side Tray Type C5502	D635	3DPC
CTL Option	- - -	Traditional
FAX Option	- - -	Traditional
Color Controller E-3300	D650	Traditional


Unit All




U001
Exterior-1



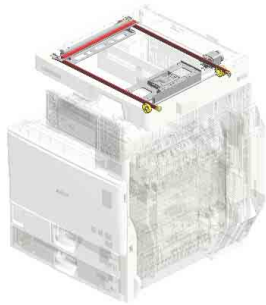
U002
Exterior-2




U003
Operation



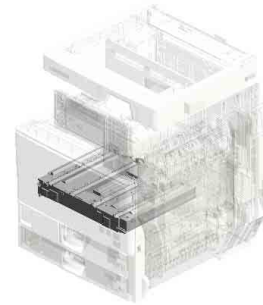
U004
Scanner-1




U005
Scanner-2



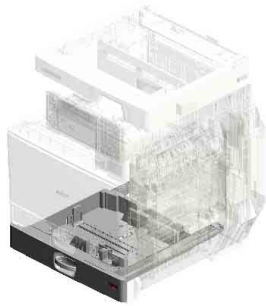
U006
Scanner-3



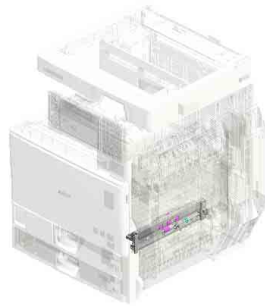
U007
Laser Unit




U008
Paper Tray (1st)




U009
Paper Tray (2nd)



U010
Paper Feed (1st)

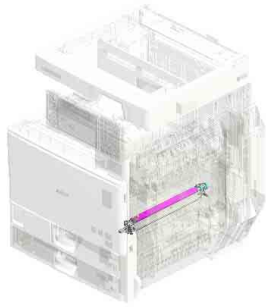


U011
Paper Feed (2nd)




U012
Vertical Transport


Unit All



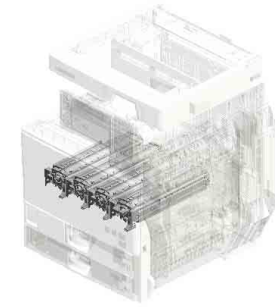
U013
Paper Registration



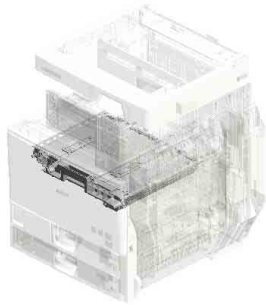
U014
Toner Supply-1



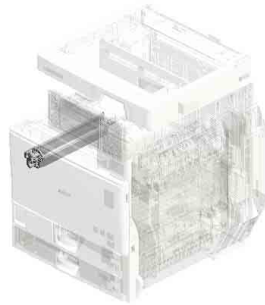
U015
Toner Supply-2




U016
PCDU



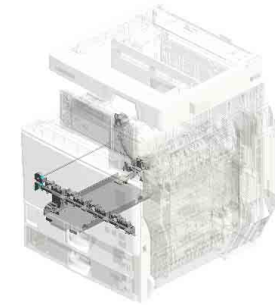
U017
ITB Unit



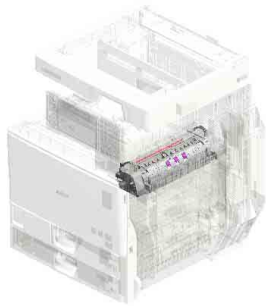
U018
ITB Cleaning



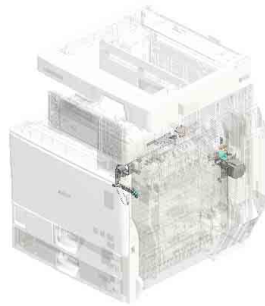
U019
Used Toner-1




U020
Used Toner-2



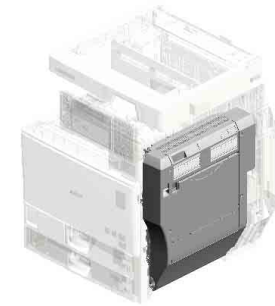
U021
Fusing-1



U022
Fusing-2

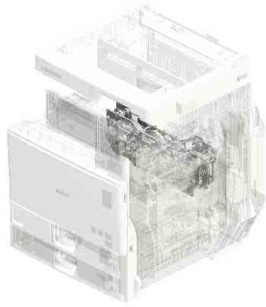


U023
Paper Exit




U024
Duplex


Unit All



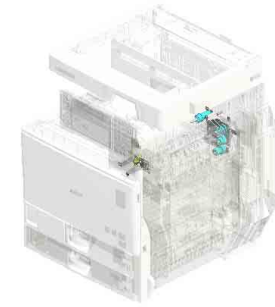
U025
Drive-1 (PCDU)




U026
Drive-2 (Paper Feed/Registration)



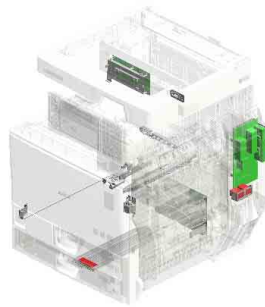
U027
Drive-3 (ITB)




U028
Drive-4 (Fusing/Used Toner)



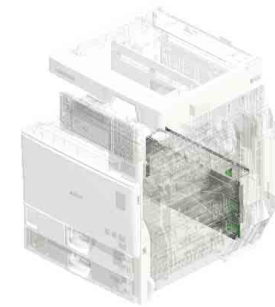
U029
Drive-5 (Paper Tray)




U030
Electrical-1



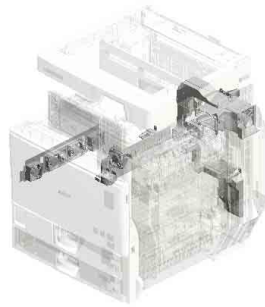
U031
Electrical-2




U032
Electrical-3




U033
Controller



U034
Air Cooling

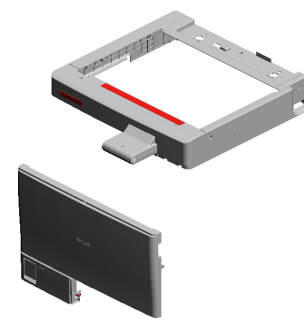
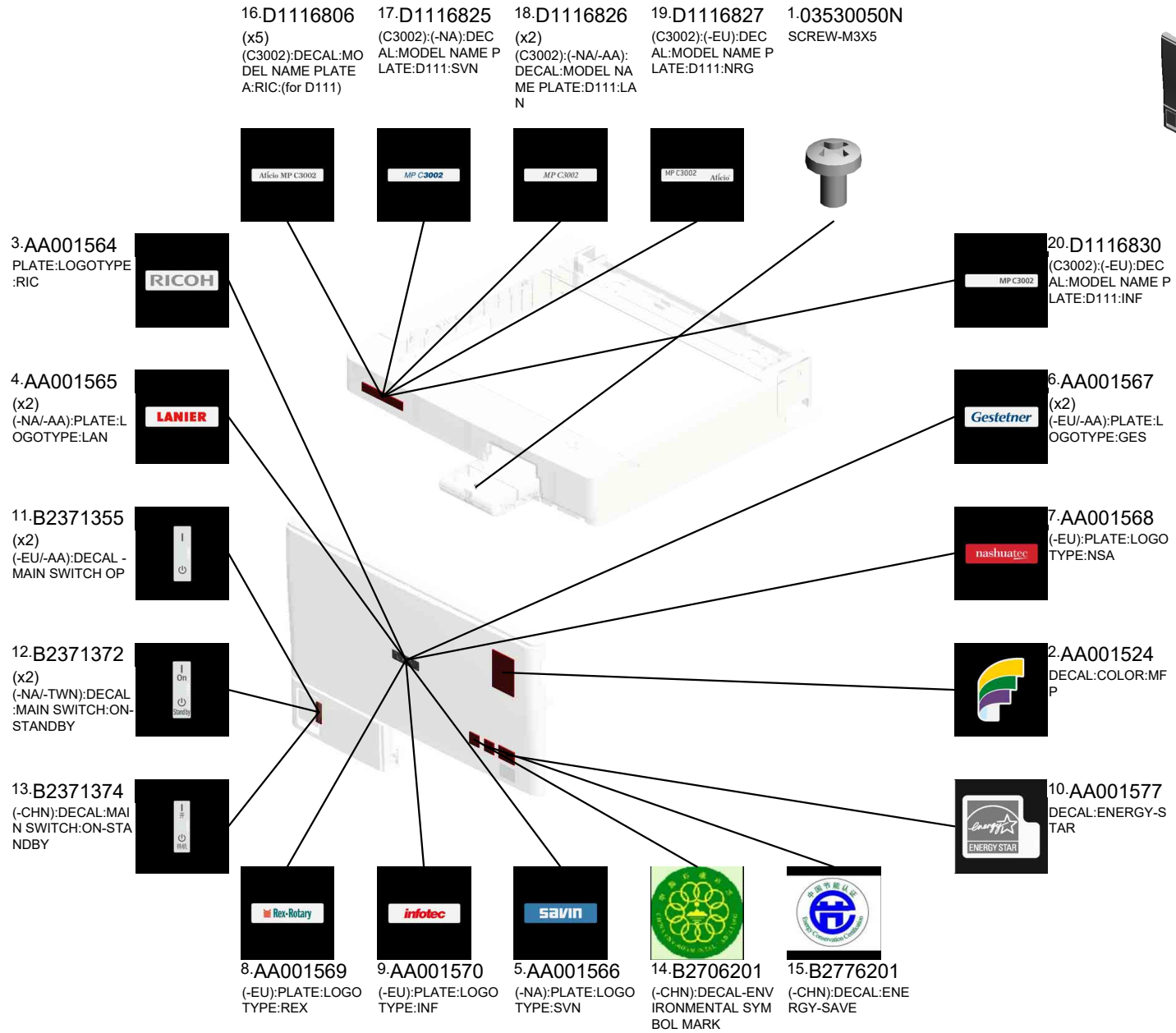


U035
Main Frame

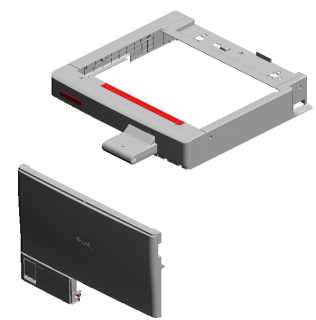
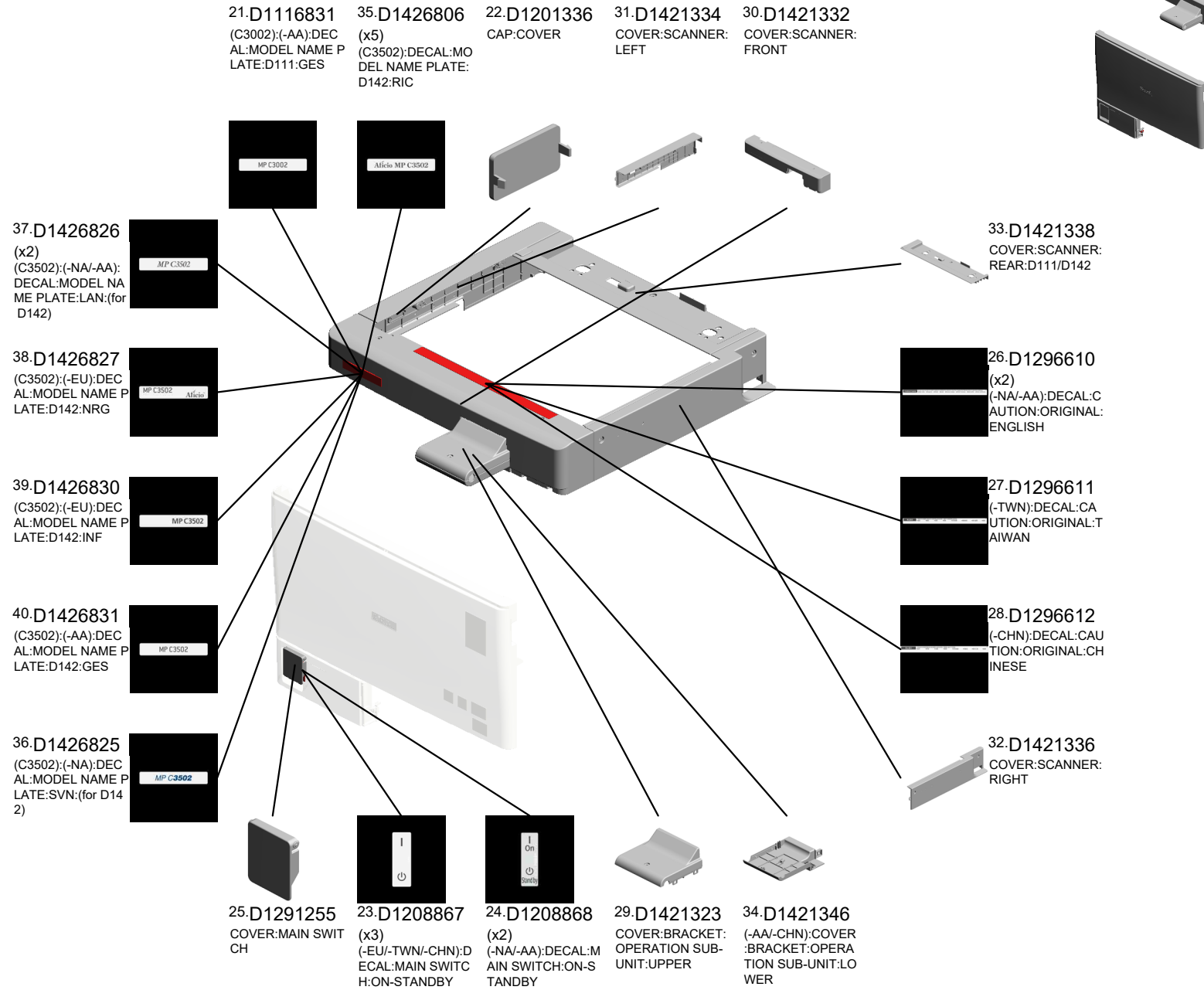


U036
Accessories

U001
Exterior-1

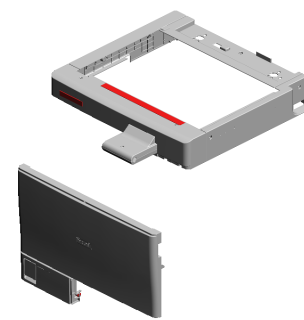


U001
Exterior-1



U001
Exterior-1

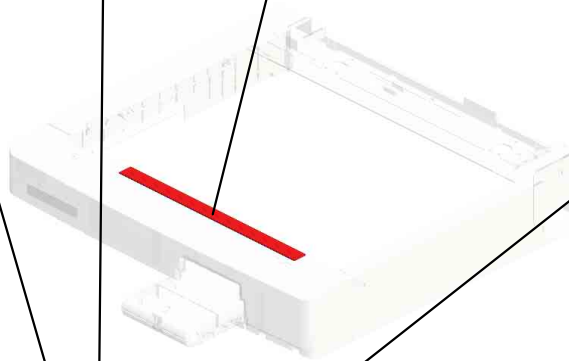
45.D1446856 SHEET:COVER:FRONT
41.D1441253 COVER:FRONT:ASSY
201304-01 X/O
44.D1446845 (-EU):DECAL:CAUTION:ORIGINAL:MU
LTI-LANGUAGE




46.G0201332
(x2)
HINGE - FRONT COVER



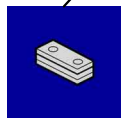
42.D1441257
COVER:FRONT:COLLECTION BOTTLE



43.D1441279
CLEANER:SHIELD
GLASS:ASSY



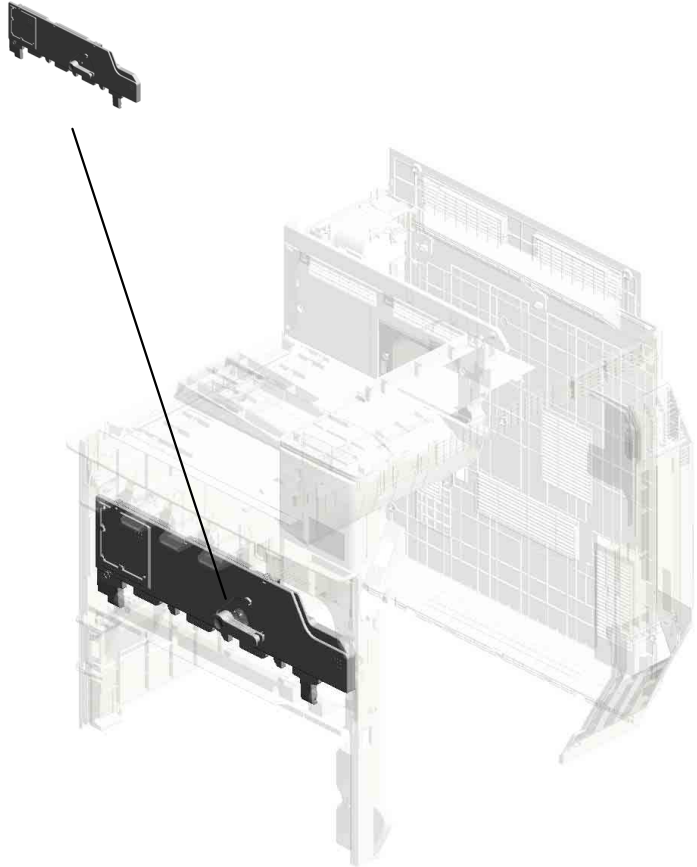
48.GA003268
DECAL:PDF-I-GRAY:ABS



47.G1336537
MAGNET CATCH

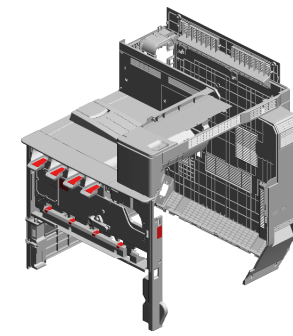
U002.Exterior-2

U002 S001
D1441010
DRUM STAY:PCU:ASS'Y

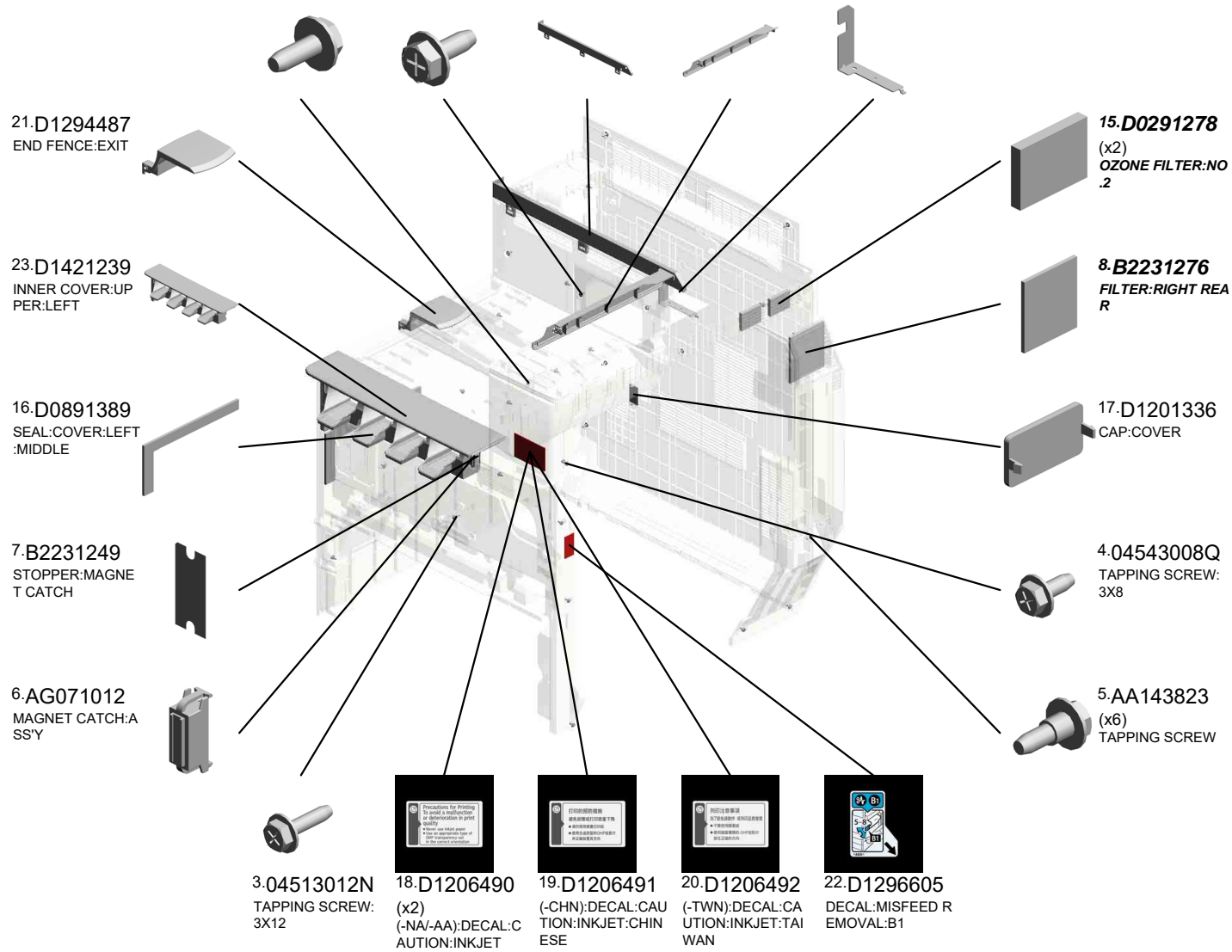


U001	U002	U003	U004	U005	U006	U007	U008	U009	U010	U011	U012	U013	U014	U015	U016	U017	U018	U019	U020	U021
------	-------------	------	------	------	------	------	------	------	------	------	------	------	------	------	------	------	------	------	------	------

U002
Exterior-2

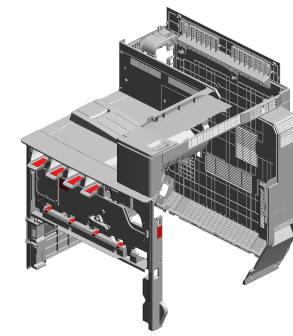


- 1.04503010N (x5) TAPPING SCREW - M3X10
- 2.04513008N (x21) TAPPING SCREW - M3X8
- 24.D1421263 COVER:INNER BACK:UPPER
- 25.D1421267 COVER:PAPER EXIT UNIT:UPPER:AUXILIARY:D111/D142
- 14.D0251058 PLATE:COVER



U002 Exterior-2

- 43.D1441286 COVER:LEFT:UPPER
- 42.D1441283 COVER:LEFT:INTERFACE
- 37.D1441263 COVER:INNER BACK
- 40.D1441274 COVER:INNER BACK:MIDDLE
- 27.D1421293 COVER:REAR:UPPER



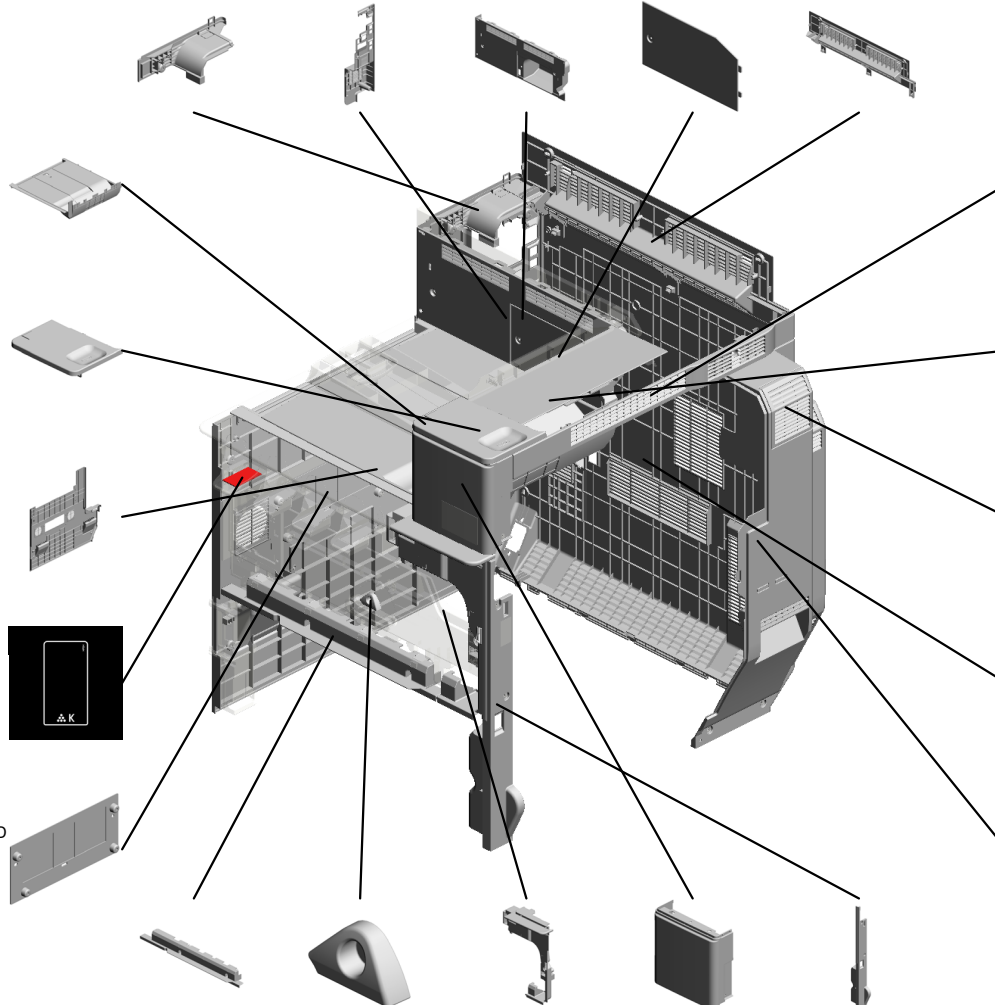
36.D1441261
COVER:UPPER

39.D1441272
COVER:FRONT RIGHT:UPPER

41.D1441281
COVER:LEFT

48.D1443364
DECAL:COLORED DISPLAY:INNER COVER:BACK

26.D1421284
COVER:LEFT:MIDDLE:D111/D142



34.D1441249
COVER:RIGHT:UPPER MIDDLE

35.D1441259
COVER:PAPER EXIT SUB-UNIT:UPPER

31.D1441242
COVER:RIGHT REAR:FAN

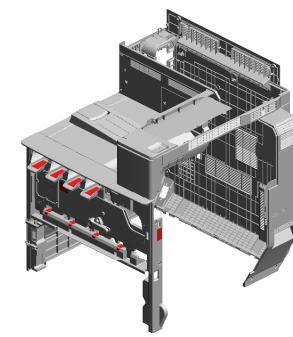
44.D1441291
COVER:REAR

32.D1441244
COVER:RIGHT:REAR

- 30.D1441233 INNER COVER:MIDDLE
- 46.D1441391 STOPPER:LEVER:DRUM STAY:N5R
- 45.D1441327 (-AA/-CHN):INNER COVER:UPPER:RIGHT
- 38.D1441269 COVER:FRONT RIGHT
- 33.D1441247 COVER:RIGHT:FRONT

U002
Exterior-2


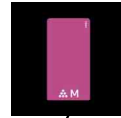

- 52.D1446809 (x4)
DECAL:CLEANING:
POSITIONING DISP
LAY
- 49.D1443365
DECAL:COLORED
DISPLAY:INNER C
OVER:Y
- 51.D1443367
DECAL:COLORED
DISPLAY:INNER C
OVER:M
- 59.M1324486
TRAY:EXIT
201212-01 X/O



54.GA003030
DECAL - SHIELDIN
G PLATE Y



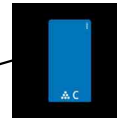
58.M1251231
INNER COVER:LEF
T




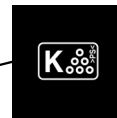
53.G1331295
OZONE FILTER




50.D1443366
DECAL:COLORED
DISPLAY:INNER C
OVER:C



57.GA003033
DECAL - SHIELDIN
G PLATE K



55.GA003031
DECAL - SHIELDIN
G PLATE M




56.GA003032
DECAL - SHIELDIN
G PLATE C

U002_S001
 DRUM STAY:PCU:ASS'Y

29.D1441087 (x6)
 SCREW:LEVER:DRUM STAY

47.D1441392
 LEVER:DRUM STAY:PCU:N5R

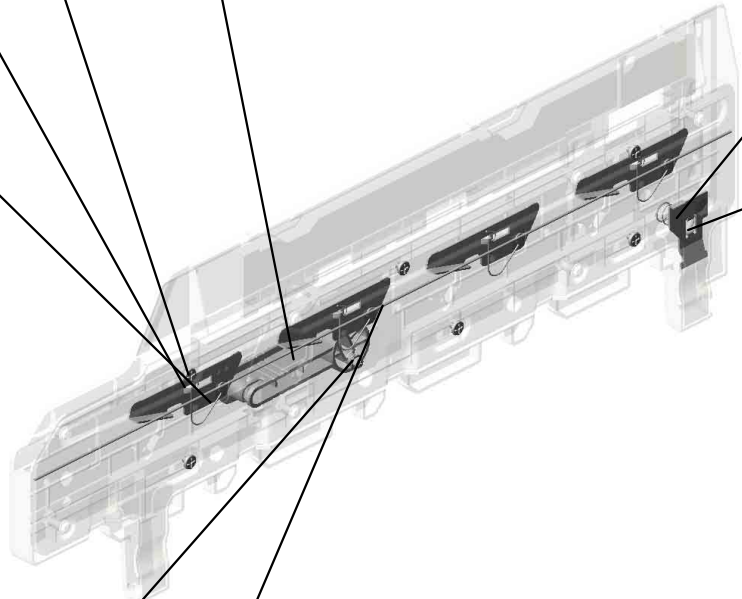


28.D1441010
 DRUM STAY:PCU:ASS'Y

10.B2231315
 (x4)
 BALL BEARING PLATE



11.B2231316
 (x4)
 BALL BEARING CLIP



12.B2231318
 SPRING



9.B2231306
 DRUM STAY



1.04503010N
 TAPPING SCREW - M3X10

13.B2231319
 WIRE



U001	U002	U003	U004	U005	U006	U007	U008	U009	U010	U011	U012	U013	U014	U015	U016	U017	U018	U019	U020	U021
------	-------------	------	------	------	------	------	------	------	------	------	------	------	------	------	------	------	------	------	------	------

U003.Operation

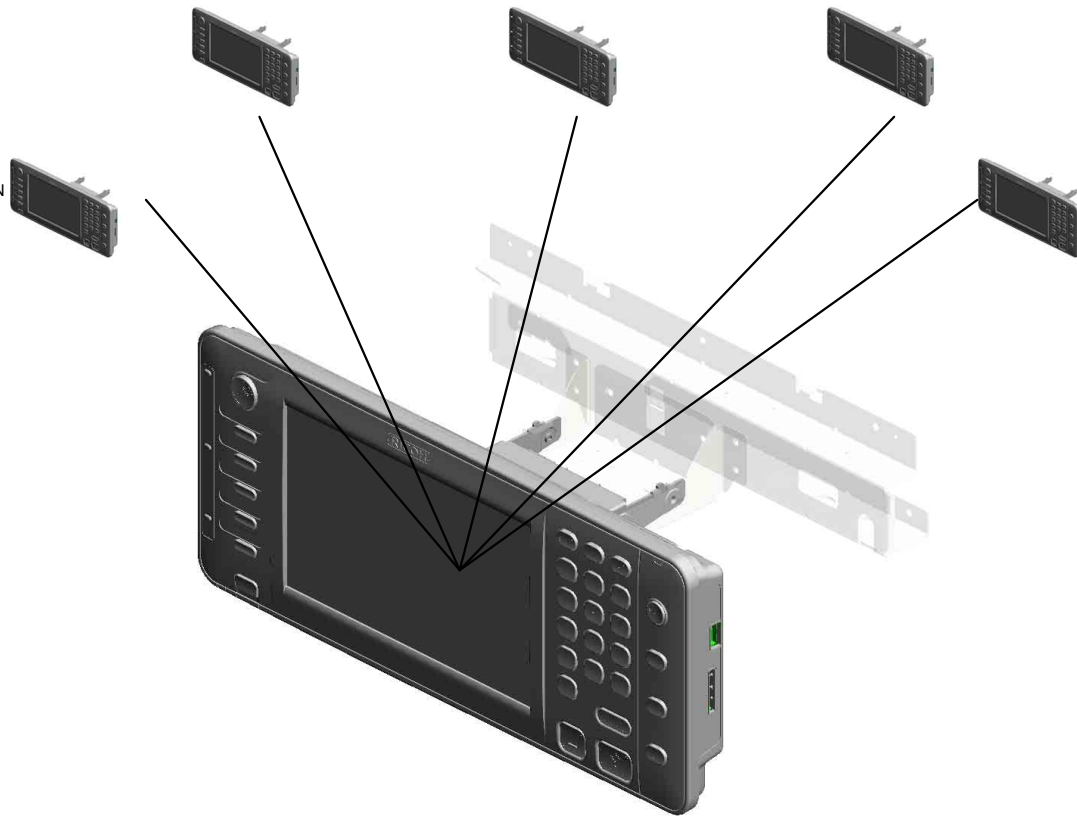
U003_S001
D1421411
(-NA):OPERATION SUB-UNIT:
ASSY

U003_S002
D1421412
(-EU):OPERATION SUB-UNIT:
ASSY

U003_S003
D1421413
(-AA):OPERATION SUB-UNIT:
ASSY

U003_S005
D1421415
(-TWN):OPERATION SUB-UNIT:
ASSY


U003_S004
D1421414
(-CHN):OPERATION SUB-UNIT:
ASSY



U001	U002	U003	U004	U005	U006	U007	U008	U009	U010	U011	U012	U013	U014	U015	U016	U017	U018	U019	U020	U021
------	------	------	------	------	------	------	------	------	------	------	------	------	------	------	------	------	------	------	------	------

U003 Operation

10.D1201551 SHEET:LOGO
 11.D1201556 (x2) (-NA/-AA):SHEET:LOGO:LAN
 12.D1201557 (x3) (-EU/-AA/-CHN):SHEET:LOGO:GES
 13.D1201558 (-EU):SHEET:LOGO:REX
 14.D1201559 (-EU):SHEET:LOGO:NAS

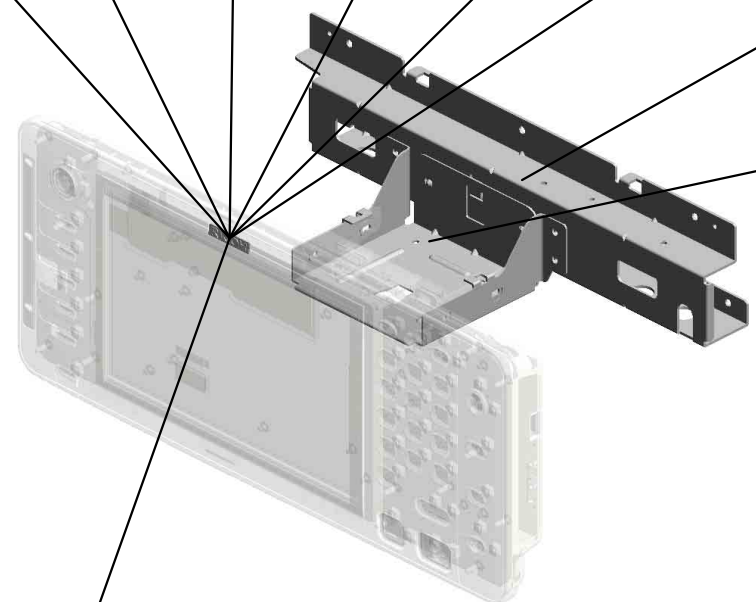


15.D1201560 (-EU):SHEET:LOGO:INF



48.D1421595 BRACKET:OPERATION PANEL:SUPPORTING PLATE:D111/D142

49.D1421596 BRACKET:OPERATION PANEL:D111/D142



16.D1201561 (-NA):SHEET:LOGO:SAV

U003_S001

(-NA):OPERATION SUB-UNIT:ASS'Y

- 2.04593010N (x16) BINDING HEAD TAPPING SCREW:3X10
- 1.03530040N (x20) SCREW - M3X4
- 10.D1201551 SHEET:LOGO
- 3.09543006N SCREW - M3X6
- 5.11033657 CONNECTOR:5548 2-1319



39.D1421411 (-NA):OPERATION SUB-UNIT:ASS'Y 201206-07

25.D1291508 KEYTOP:HOME



20.D1291459 PCB:OP-L:ASS'Y



26.D1291509 KEYTOP:LEFT



18.D1291423 (-NA-EU/-AA-CHN) :LCD:TFT:WVGA:LED:SH 201206-01 O/O



17.D1291421 TOUCH PANEL:WVGA:MV 201207-01 O/O





9.B2381535 (x2) LCD SPACER B

8.B2381534 (x2) LCD SPACER A

22.D1291503 KEYTOP:STOP

21.D1291502 KEYTOP:START

19.D1291458 PCB:OP-R:ASS'Y




6.11050529 NYLON CLAMP:EM T-3N



50.D1291436 CABLE:OPE:LVDS

4.11026253 CONNECTOR



7.11050723 CLAMPS:WES-050 7



23.D1291506 KEYTOP:RESET SWITCH



24.D1291539 KEYTOP:POWER SOURCE 201509-05 X/O



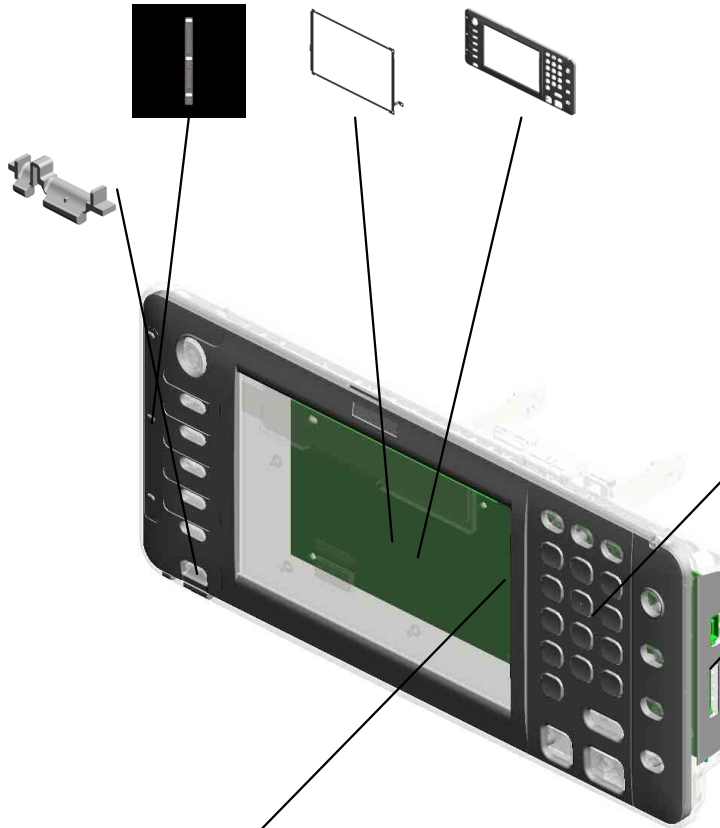
U003_S001
 (-NA):OPERATION SUB-UNIT:ASS'Y

36.D1291573 SHEET:JOURNAL3
 28.D1291513 SHADEING PLATE: TOUCH PANEL
 29.D1291531 COVER:UPPER



39.D1421411
 (-NA):OPERATION
 SUB-UNIT:ASS'Y
 201206-07

27.D1291510
 LENS:FRONT



31.D1291533
 (-NA):KEYTOP:10K
 EY

34.D1291545
 SHEET:SIDE

44.D1421441
 PCB:LCDC:FT

U001	U002	U003	U004	U005	U006	U007	U008	U009	U010	U011	U012	U013	U014	U015	U016	U017	U018	U019	U020	U021
------	------	------	------	------	------	------	------	------	------	------	------	------	------	------	------	------	------	------	------	------

U003_S002

(-EU):OPERATION SUB-UNIT:ASS'Y

2.04593010N
(x16)
BINDING HEAD TA
PPING SCREW:3X
10

1.03530040N
(x20)
SCREW - M3X4

10.D1201551
SHEET:LOGO

3.09543006N
SCREW - M3X6

5.11033657
CONNECTOR:5548
2-1319




40.D1421412
(-EU):OPERATION
SUB-UNIT:ASS'Y
201206-07

25.D1291508
KEYTOP:HOME



20.D1291459
PCB:OP-L:ASS'Y



26.D1291509
KEYTOP:LEFT



18.D1291423
(-NA/-EU/-AA/-CHN)
:LCD:TFT:WVGA:L
ED:SH
201206-01 O/O



17.D1291421
TOUCH PANEL:WV
GA:MV
201207-01 O/O



9.B2381535
(x2)
LCD SPACER B

8.B2381534
(x2)
LCD SPACER A

22.D1291503
KEYTOP:STOP



21.D1291502
KEYTOP:START



19.D1291458
PCB:OP-R:ASS'Y




6.11050529
NYLON CLAMP:EM
T-3N



50.D1291436
CABLE:OPE:LVDS

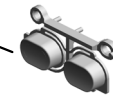
4.11026253
CONNECTOR



7.11050723
CLAMPS:WES-050
7



23.D1291506
KEYTOP:RESET S
WITCH



24.D1291539
KEYTOP:POWER S
OURCE
201509-05 X/O



U003_S002

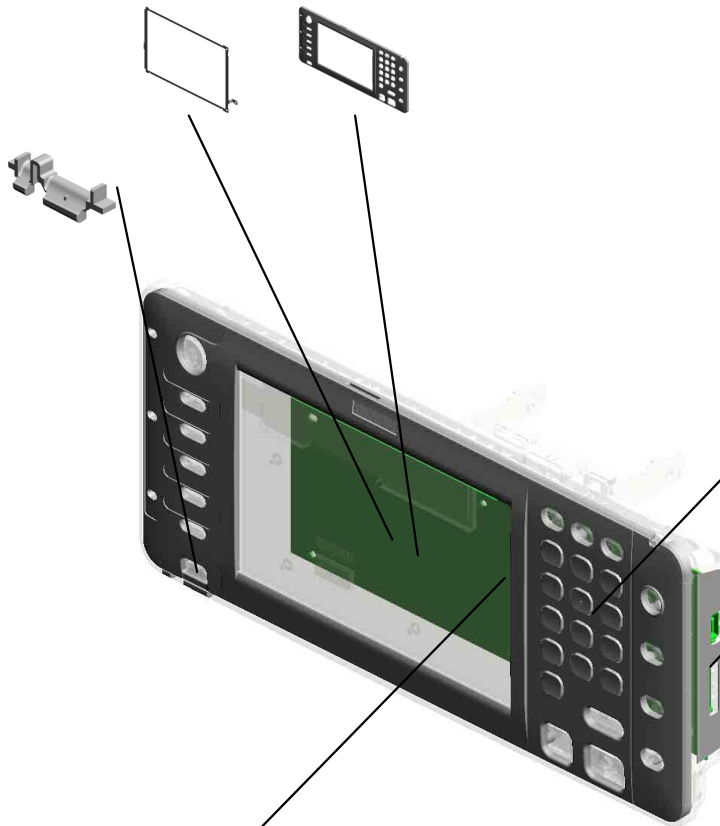
(-EU):OPERATION SUB-UNIT:ASS'Y

28.D1291513 30.D1291532
SHADEING PLATE: COVER:UPPER
TOUCH PANEL



40.D1421412
(-EU):OPERATION
SUB-UNIT:ASS'Y
201206-07

27.D1291510
LENS:FRONT



32.D1291534
(-EU/-TWN/-CHN):K
EYTOP:10KEY

35.D1291546
SHEET:SIDE

45.D1421442
PCB:LCDC:D111/D
142:FT

U001	U002	U003	U004	U005	U006	U007	U008	U009	U010	U011	U012	U013	U014	U015	U016	U017	U018	U019	U020	U021
------	------	------	------	------	------	------	------	------	------	------	------	------	------	------	------	------	------	------	------	------

U003_S003

(-AA):OPERATION SUB-UNIT:ASS'Y

2.04593010N
(x16)
BINDING HEAD TA
PPING SCREW:3X
10

1.03530040N
(x20)
SCREW - M3X4

10.D1201551
SHEET:LOGO

3.09543006N
SCREW - M3X6

5.11033657
CONNECTOR:5548
2-1319



41.D1421413
(-AA):OPERATION
SUB-UNIT:ASS'Y
201206-07

25.D1291508
KEYTOP:HOME



6.11050529
NYLON CLAMP:EM
T-3N

50.D1291436
CABLE:OPE:LVDS

20.D1291459
PCB:OP-L:ASS'Y

4.11026253
CONNECTOR

26.D1291509
KEYTOP:LEFT

7.11050723
CLAMPS:WES-050
7

18.D1291423
(-NA-EU/-AA-CHN)
:LCD:TFT:WVGA:L
ED:SH
201206-01 O/O

23.D1291506
KEYTOP:RESET S
WITCH

17.D1291421
TOUCH PANEL:WV
GA:MV
201207-01 O/O

24.D1291539
KEYTOP:POWER S
OURCE
201509-05 X/O

9.B2381535
(x2)
LCD SPACER B

8.B2381534
(x2)
LCD SPACER A

22.D1291503
KEYTOP:STOP

21.D1291502
KEYTOP:START

19.D1291458
PCB:OP-R:ASS'Y

U003_S003

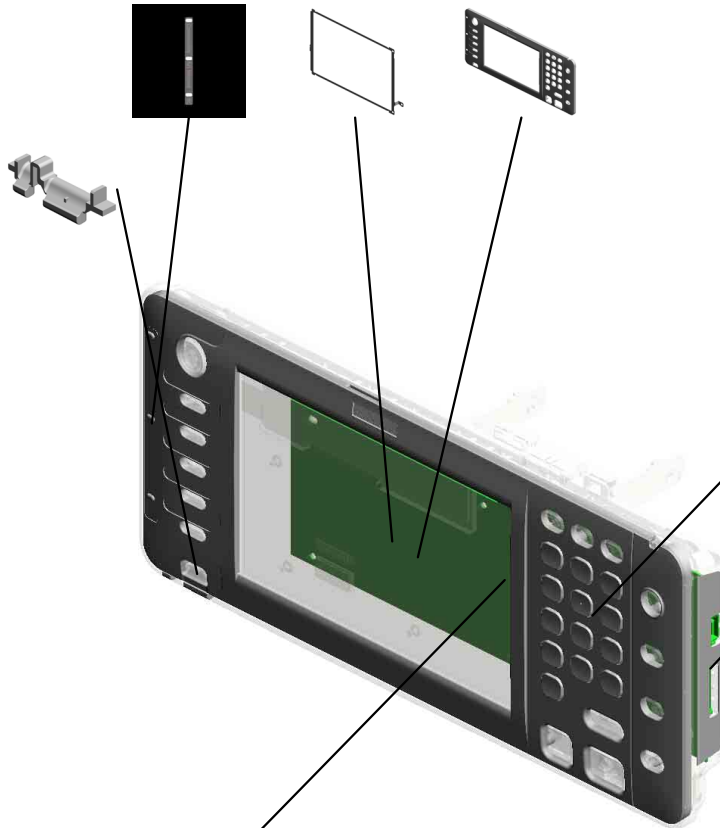
(-AA):OPERATION SUB-UNIT:ASS'Y

36.D1291573 SHEET:JOURNAL3
28.D1291513 SHADEING PLATE:
TOUCH PANEL
29.D1291531 COVER:UPPER



41.D1421413
(-AA):OPERATION
SUB-UNIT:ASS'Y
201206-07

27.D1291510
LENS:FRONT



33.D1291535
(-AA):KEYTOP:10K
EY

34.D1291545
SHEET:SIDE

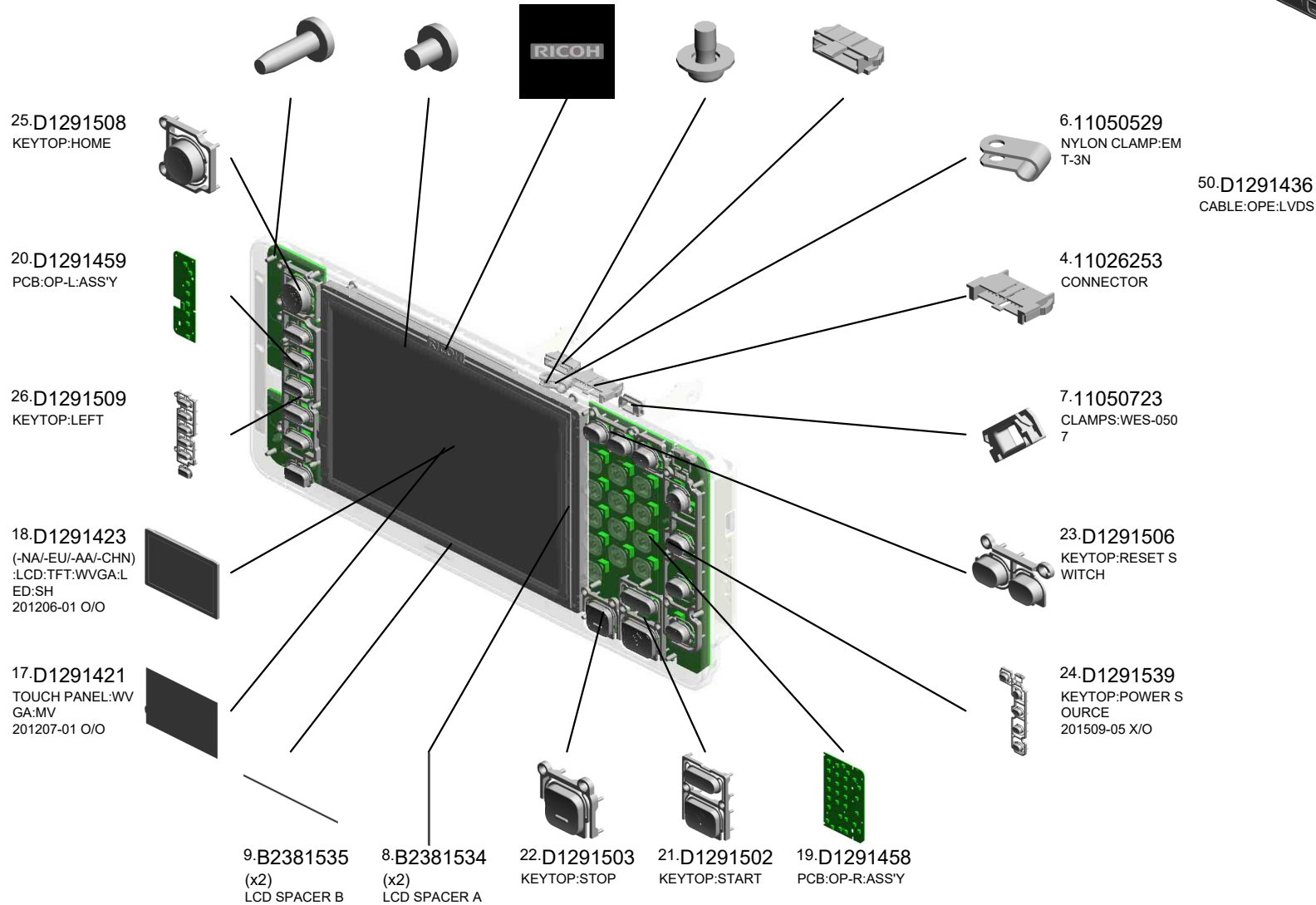
46.D1421443
PCB:LCDC:D111/D
142:FT

U003_S004
(-CHN):OPERATION SUB-UNIT:ASS'Y

- 2.04593010N (x16) BINDING HEAD TAPPING SCREW:3X10
- 1.03530040N (x20) SCREW - M3X4
- 10.D1201551 SHEET:LOGO
- 3.09543006N SCREW - M3X6
- 5.11033657 CONNECTOR:5548 2-1319



42.D1421414
(-CHN):OPERATION SUB-UNIT:ASS'Y
201206-07



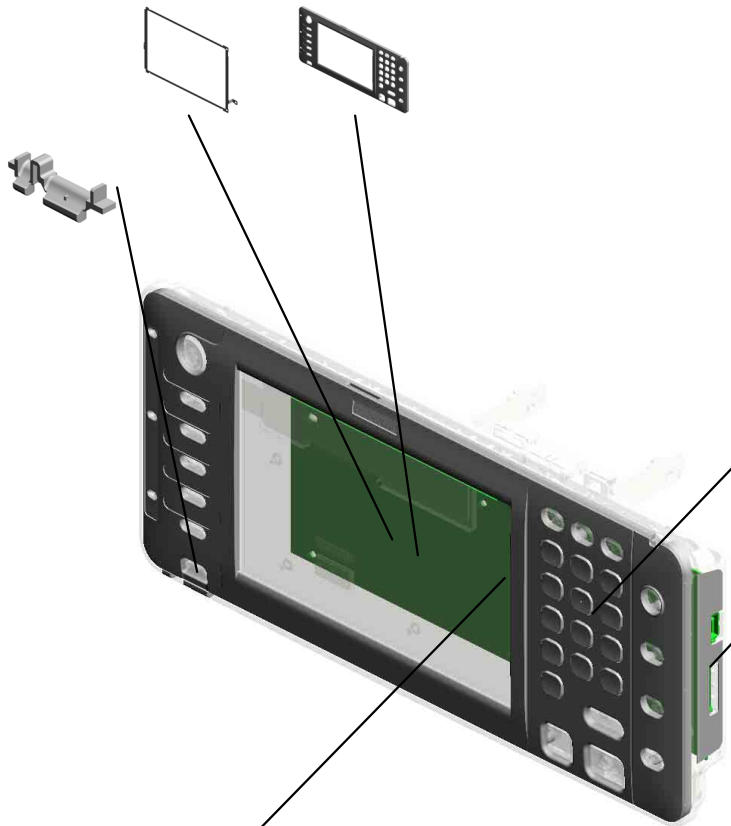
U003_S004
 (-CHN):OPERATION SUB-UNIT:ASS'Y

28.D1291513 37.D1301500
 SHADEING PLATE: COVER:UPPER
 TOUCH PANEL



42.D1421414
 (-CHN):OPERATIO
 N SUB-UNIT:ASS'Y
 201206-07

27.D1291510
 LENS:FRONT



32.D1291534
 (-EU/-TWN/-CHN):K
 EYTOP:10KEY

38.D1301507
 SHEET:SIDE

47.D1421444
 PCB:D111/D142:LC
 DC:FT

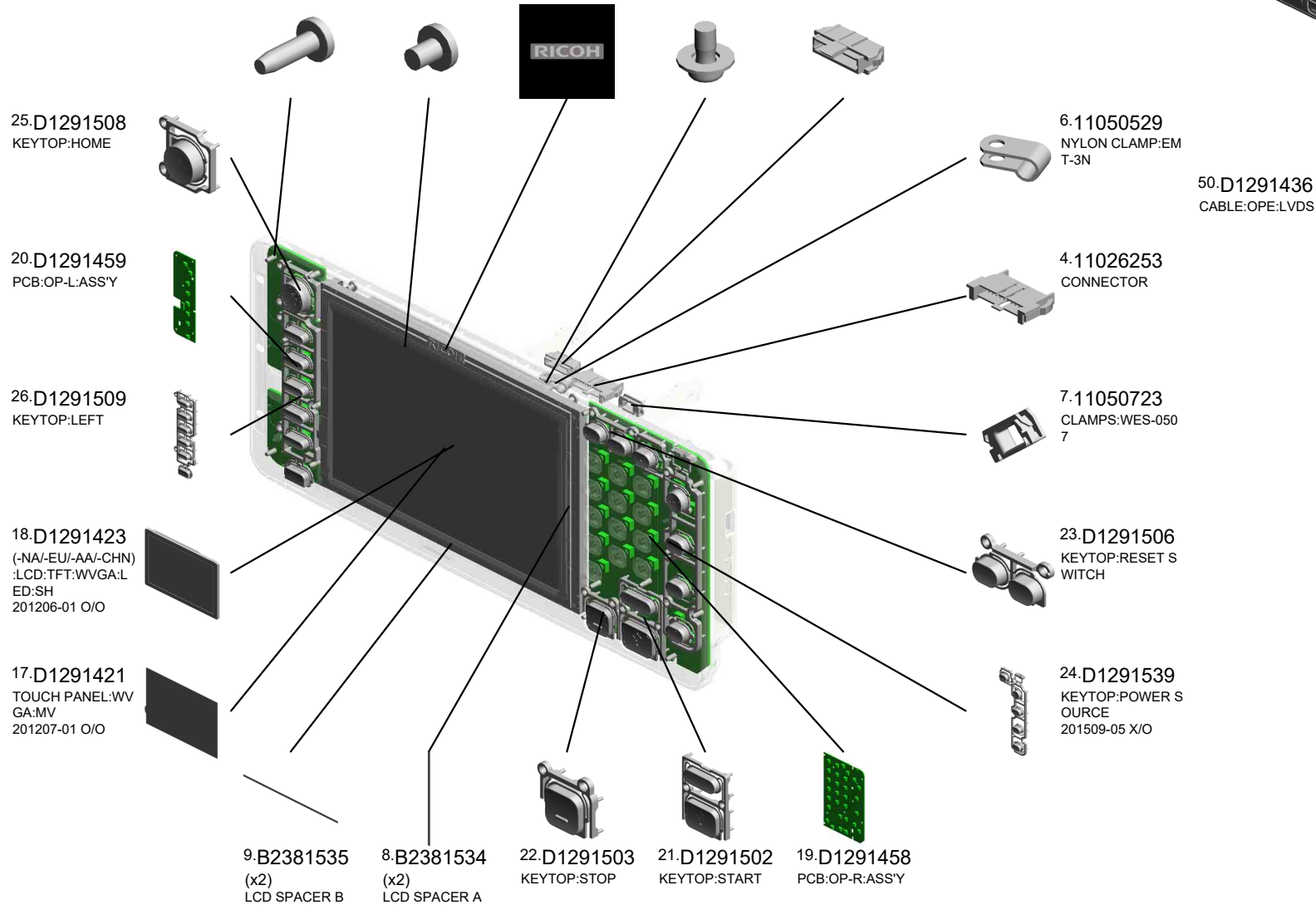
U001	U002	U003	U004	U005	U006	U007	U008	U009	U010	U011	U012	U013	U014	U015	U016	U017	U018	U019	U020	U021
------	------	------	------	------	------	------	------	------	------	------	------	------	------	------	------	------	------	------	------	------

U003_S005
 (-TWN):OPERATION SUB-UNIT:ASS'Y



43.D1421415
 (-TWN):OPERATION SUB-UNIT:ASS'Y
 201206-07

- 2.04593010N (x16) BINDING HEAD TAPPING SCREW:3X10
- 1.03530040N (x20) SCREW - M3X4
- 10.D1201551 SHEET:LOGO
- 3.09543006N SCREW - M3X6
- 5.11033657 CONNECTOR:5548 2-1319



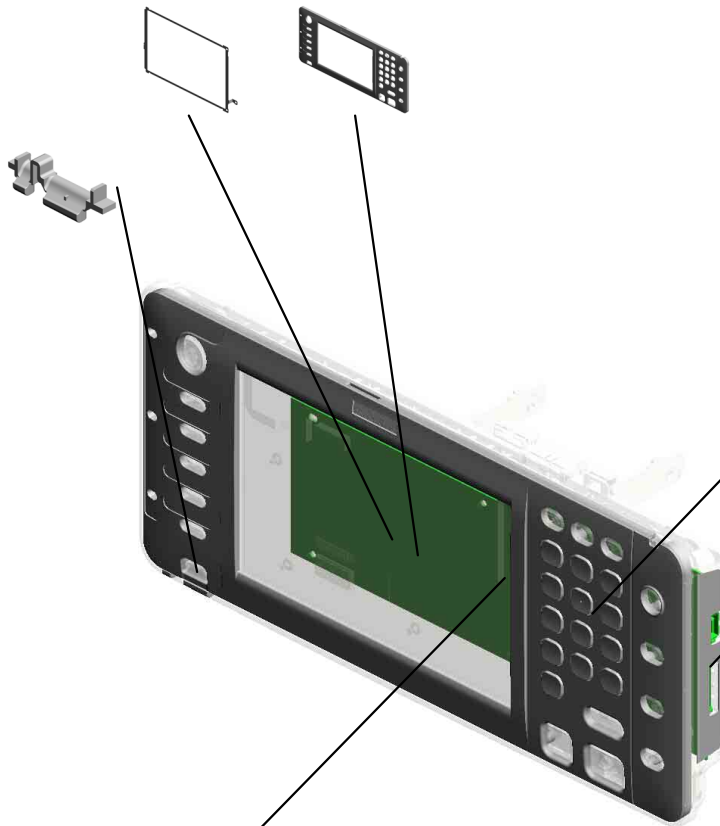
U003_S005
(-TWN):OPERATION SUB-UNIT:ASS'Y

28.D1291513 30.D1291532
SHADEING PLATE: COVER:UPPER
TOUCH PANEL



43.D1421415
(-TWN):OPERATIO
N SUB-UNIT:ASS'Y
201206-07

27.D1291510
LENS:FRONT



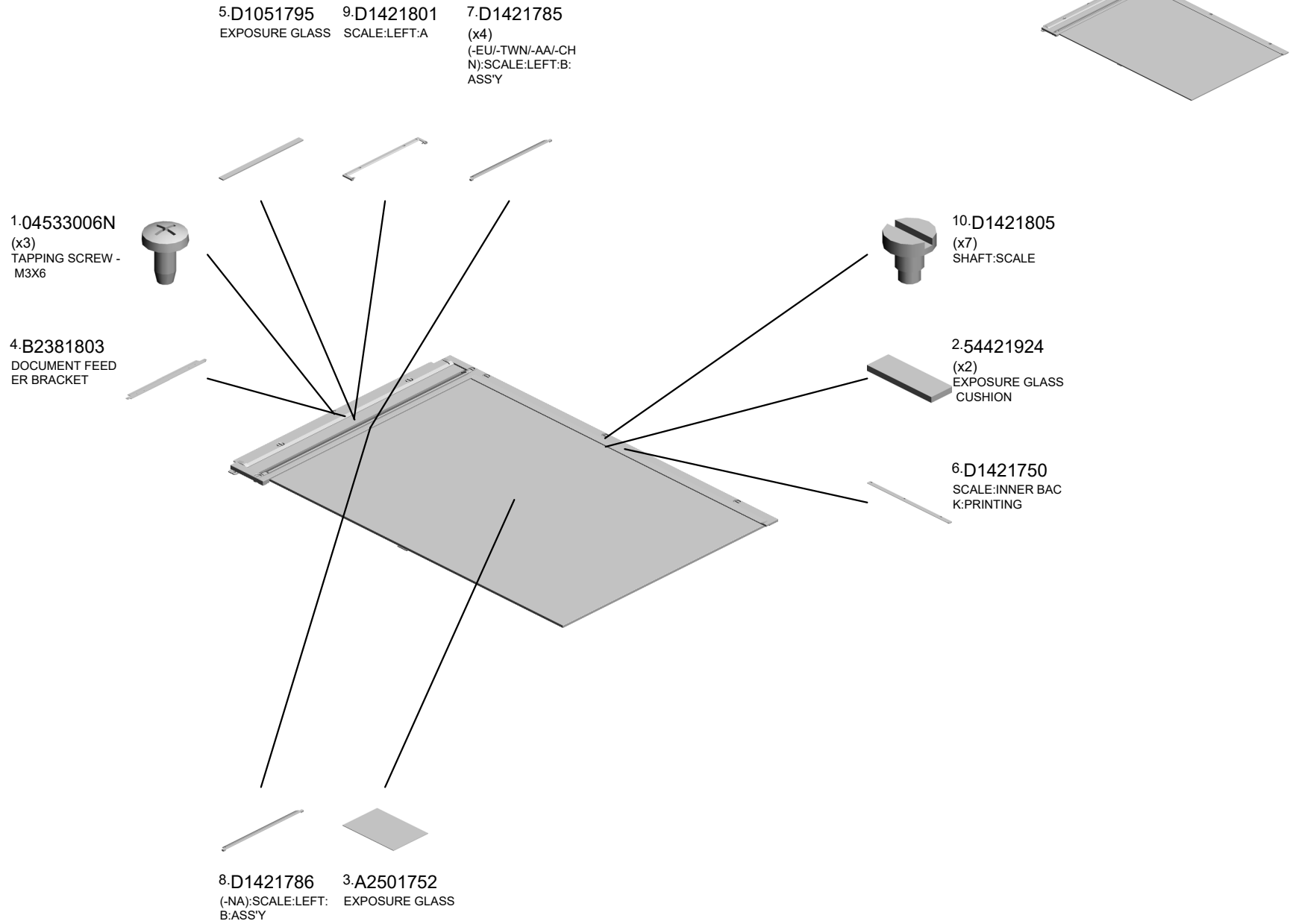
32.D1291534
(-EU/-TWN/-CHN):K
EYTOP:10KEY

35.D1291546
SHEET:SIDE

46.D1421443
PCB:LCDC:D111/D
142:FT

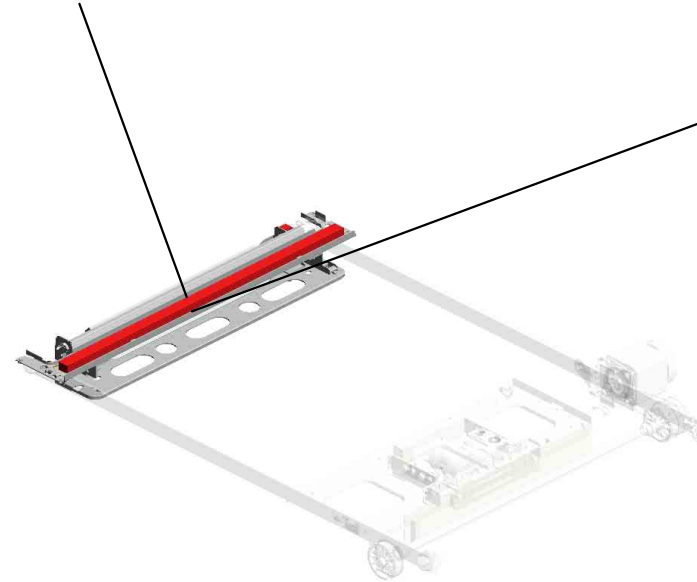
U001	U002	U003	U004	U005	U006	U007	U008	U009	U010	U011	U012	U013	U014	U015	U016	U017	U018	U019	U020	U021
------	------	------	------	------	------	------	------	------	------	------	------	------	------	------	------	------	------	------	------	------

U004
Scanner-1



U005.Scanner-2

U005_S001
D1291721
CARRIAGE:NO.1:ASS'Y



U005_S002
D1421721
CARRIAGE:NO.2:ASS'Y



U001	U002	U003	U004	U005	U006	U007	U008	U009	U010	U011	U012	U013	U014	U015	U016	U017	U018	U019	U020	U021
------	------	------	------	-------------	------	------	------	------	------	------	------	------	------	------	------	------	------	------	------	------

U005 Scanner-2

28.D1201710 GUIDE:FFC:CARRIAGE:NO.1
 7.A1931769 CLAMP - REAR WIRE
 26.D0291749 PULLEY:PROTECTION
 23.D0251831 GASKET:13X10X13
 5.11050516 CLAMP



6.A1931766
WIRE CLAMP

2.03530060N
BIND SCREW - M3 X6

10.AA060980
(x2)
TENSION SPRING:
TENSION:11300MN

13.B1801704
(x2)
BRACKET:TENSION

25.D0291748
PULLEY:DRIVE WIRE:REAR:ASSY

11.AA082144
(x2)
BUSHING - 8X12X7

19.B2381806
(x4)
IDLER PULLEY

16.B2381786
SCANNER DRIVE SHAFT

9.AA060979
TENSION SPRING:
TENSION:14720MN

17.B2381788
STEPPER MOTOR BRACKET

14.B2381715
STEPPER MOTOR
DC3.9V

15.B2381762
GROUND PLATE -
STEPPER MOTOR

3.04513006N
(x8)
TAPPING SCREW -
3X6

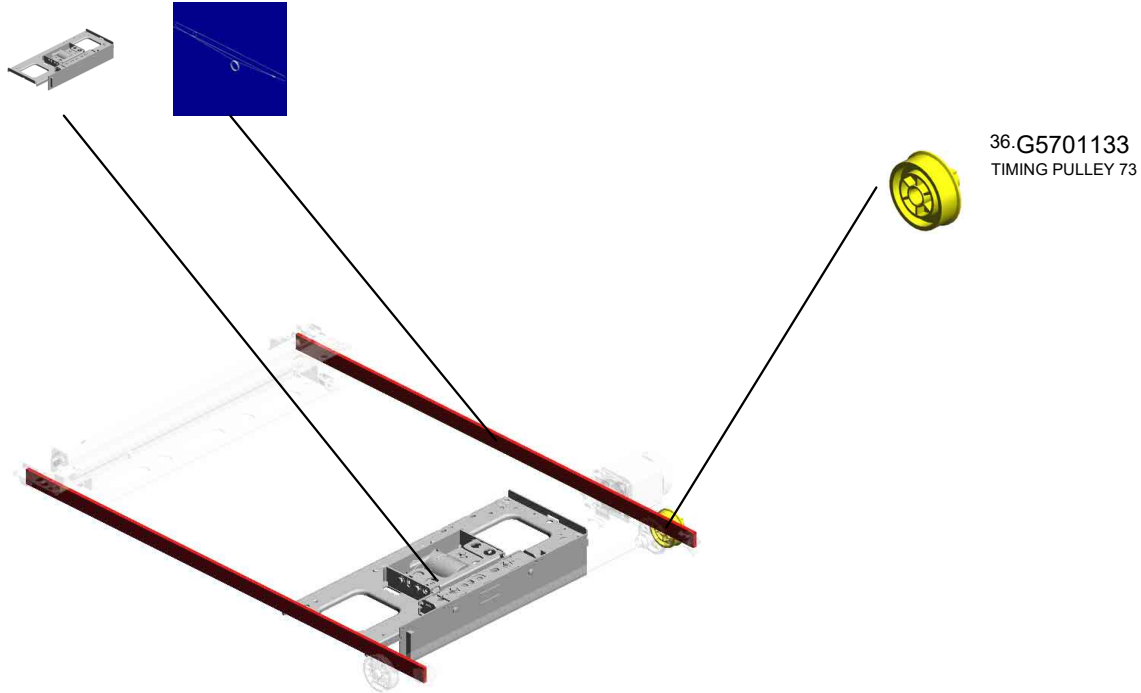
18.B2381792
TIMING BELT - 157
ST1.5-4.0

24.D0291745
PULLEY:DRIVE WIRE:FRONT

U005
Scanner-2


32.D1421703
LENS:HOLDER:AS
S'Y

34.D1421747
(x2)
DRIVE WERE:CAR
RIAGE:DIA1.0

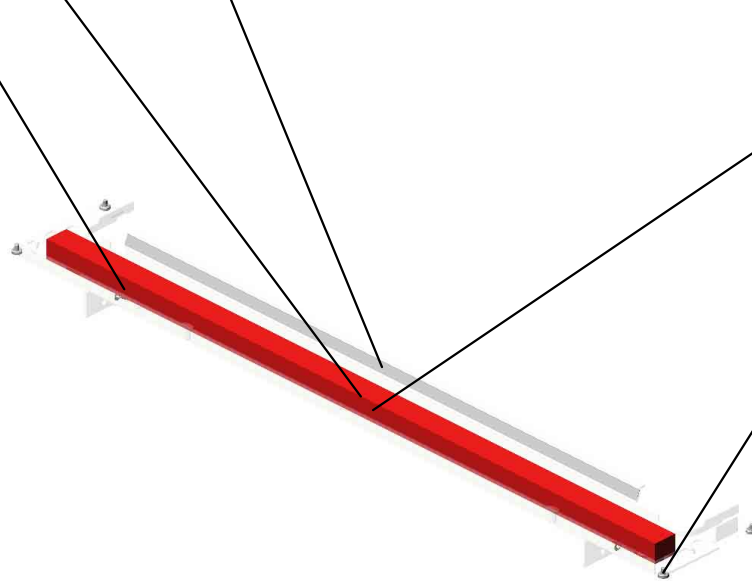



U005_S001
CARRIAGE:NO.1:ASS'Y

31.D1291722 27.D1201705
ILLUMINATION UNI REFLECTOR:SCAN
T:LED:ASSY NER



39.M0261815
(x2)
CLAMP:MIRROR:N
O.1



12.AC030169
MIRROR:NO.1

37.G5702730
(x4)
SLIDER - SCANNE
R

U001	U002	U003	U004	U005	U006	U007	U008	U009	U010	U011	U012	U013	U014	U015	U016	U017	U018	U019	U020	U021
------	------	------	------	------	------	------	------	------	------	------	------	------	------	------	------	------	------	------	------	------

U005_S002
CARRIAGE:NO.2:ASS'Y


35.G4042810 (x4) SPRING PLATE - 2 ND MIRROR
 21.D0251727 MIRROR:NO.2:CON CAVE:ASS'Y
 22.D0251728 MIRROR:NO.2:CON VAX:ASS'Y



33.D1421721
CARRIAGE:NO.2:ASS'Y

4.07200040E
(x2)
RETAINING RING - M4

8.A2501791
(x4)
2ND SCANNER SHOE



38.M0261778
GUIDE:FFC

29.D1201711
GUIDE:FFC:CARRIAGE:NO.2

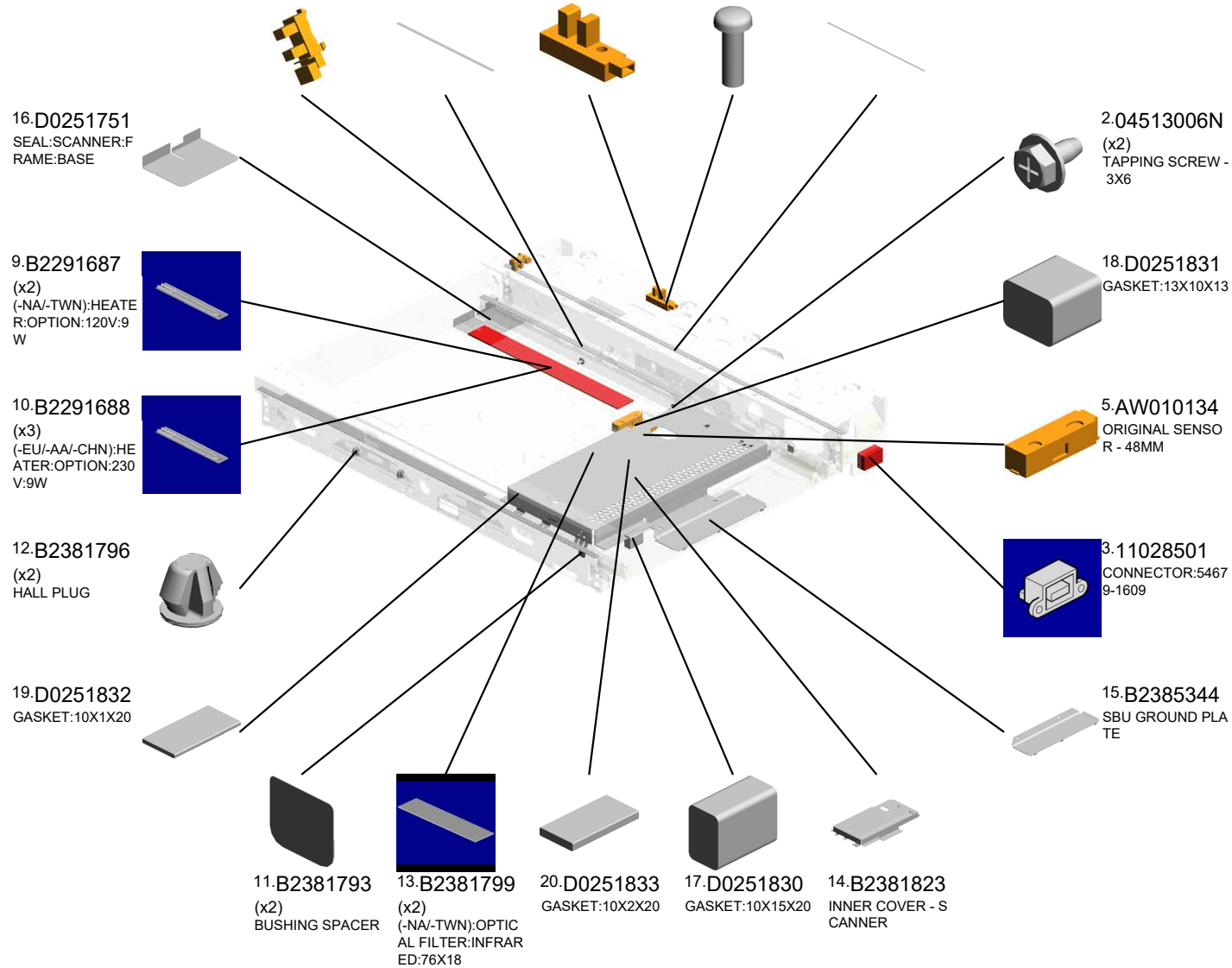

20.B2381807
(x2)
PULLEY

1.03530050N
SCREW-M3X5

U001	U002	U003	U004	U005	U006	U007	U008	U009	U010	U011	U012	U013	U014	U015	U016	U017	U018	U019	U020	U021
------	------	------	------	------	------	------	------	------	------	------	------	------	------	------	------	------	------	------	------	------


U006 Scanner-3

- 6.AW020145 PHOTOINTERRUPTOR:FLAT
- 8.B1801734 (x2) SLIDE RAIL:NO.2
- 7.AW020146 PHOTOINTERRUPTOR:FLAT:PICH2M M:M4
- 1.03140120N SCREW - M4X12
- 4.A1931816 (x2) 1ST SLIDE RAIL



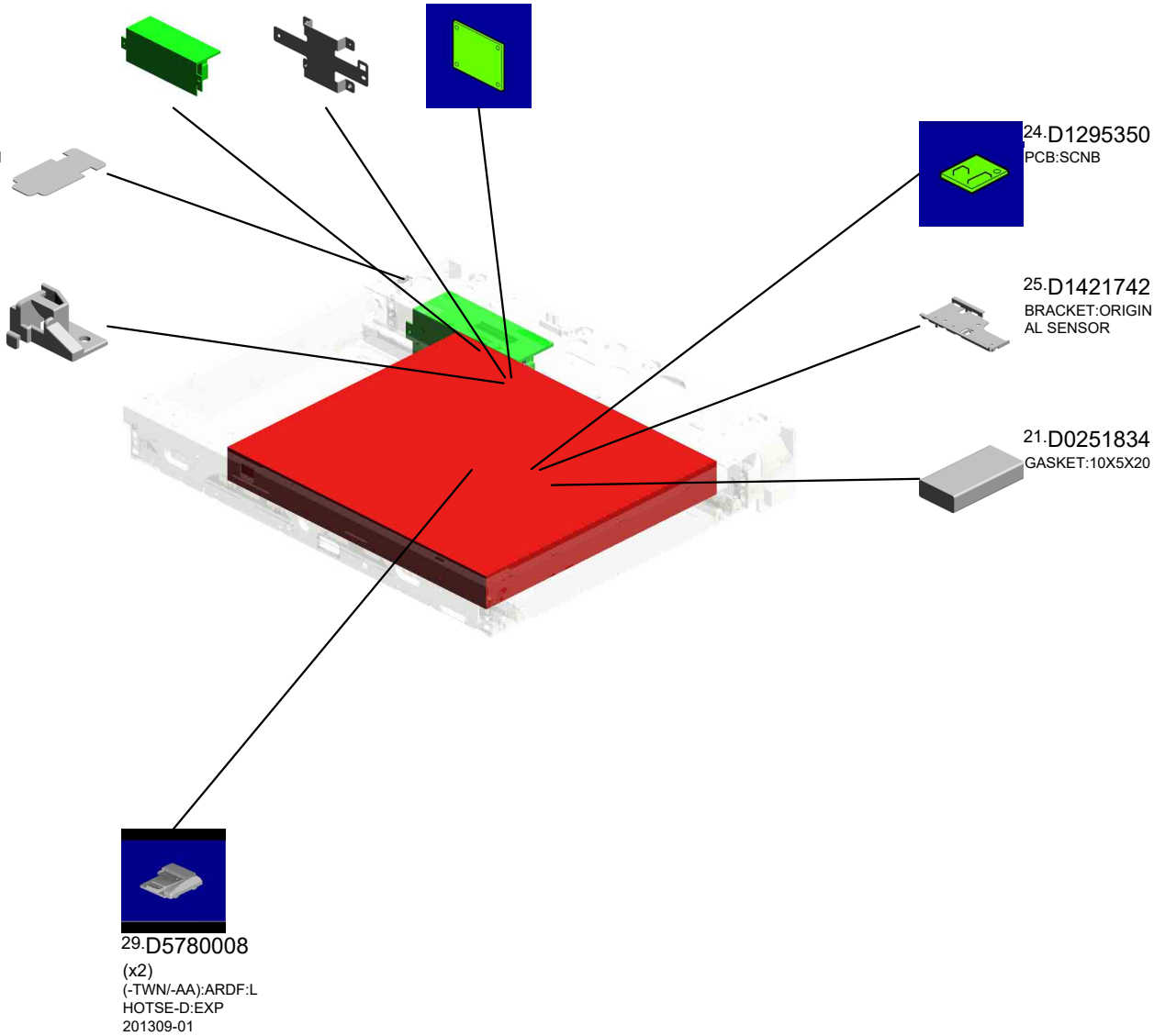
U006 Scanner-3

27.D1425136 PCB:SIO
 26.D1421743 BRACKET:LED:DRI
 VER
 23.D1295342 PCB:LED-DB



28.G5701225
 SENSOR SHIELDIN
 G PLATE


22.D1291801
 GUIDE:FLAT CABL
 E



U001	U002	U003	U004	U005	U006	U007	U008	U009	U010	U011	U012	U013	U014	U015	U016	U017	U018	U019	U020	U021
------	------	------	------	------	------	------	------	------	------	------	------	------	------	------	------	------	------	------	------	------


U007.Laser Unit

U007 S001
D1421851
OPTICAL WRITING UNIT:1LD
:ASSY



U001	U002	U003	U004	U005	U006	U007	U008	U009	U010	U011	U012	U013	U014	U015	U016	U017	U018	U019	U020	U021
------	------	------	------	------	------	------	------	------	------	------	------	------	------	------	------	------	------	------	------	------

U007
Laser Unit




U001	U002	U003	U004	U005	U006	U007	U008	U009	U010	U011	U012	U013	U014	U015	U016	U017	U018	U019	U020	U021
------	------	------	------	------	------	------	------	------	------	------	------	------	------	------	------	------	------	------	------	------

U007_S001
OPTICAL WRITING UNIT:1LD:ASS'Y

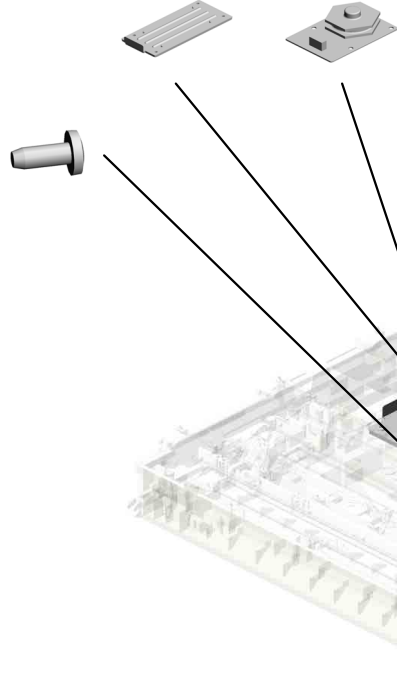
4.B2231882
COVER - POLYGO
N MOTOR

3.AX060396
DC POLYGON MIR
ROR MOTOR:24W



6.D1421851
OPTICAL WRITING
UNIT:1LD:ASS'Y

9.008025317
(x8)
BINDING HEAD TA
PPING SCREW:ES:
3X8



5.B2231903
LOUVER

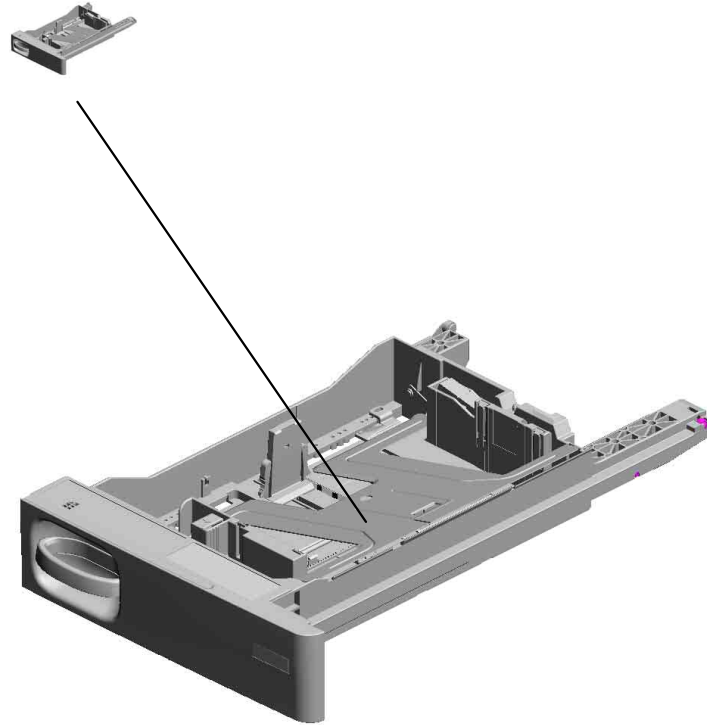


2.08025318
(x2)
BINDING HEAD TA
PPING SCREW:ES:
3X10



U008.Paper Tray (1st)

U008 S001
D1442850
PAPER TRAY:NO.1:ASS'Y

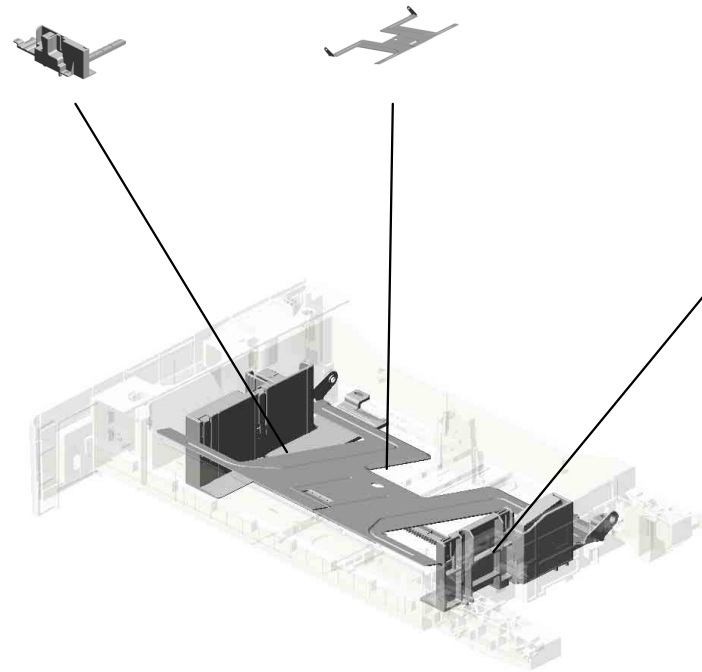


U001	U002	U003	U004	U005	U006	U007	U008	U009	U010	U011	U012	U013	U014	U015	U016	U017	U018	U019	U020	U021
------	------	------	------	------	------	------	-------------	------	------	------	------	------	------	------	------	------	------	------	------	------

U008_S001.PAPER TRAY:NO.1:ASS'Y

U008 S001 S002
D1442870
SIDE FENCE:FRONT:UNIVER
SAL:NO.1:ASS'Y

U008 S001 S001
D0892940
TRAY BOTTOM PLATE:ASS'Y



U008 S001 S003
D1442880
SIDE FENCE:REAR:UNIVERS
AL:NO.1:ASS'Y

U001	U002	U003	U004	U005	U006	U007	U008	U009	U010	U011	U012	U013	U014	U015	U016	U017	U018	U019	U020	U021
------	------	------	------	------	------	------	-------------	------	------	------	------	------	------	------	------	------	------	------	------	------

U008 Paper Tray (1st)

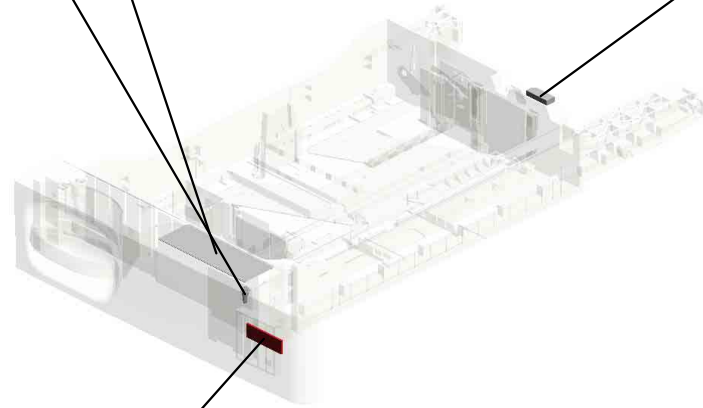

37.D5802523
DECAL:PAPER SE
T DIRECTION:TRA
Y:NO.2



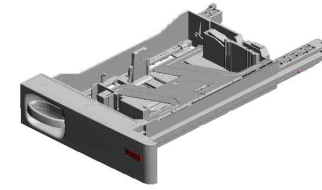
10.AA143577
SCREW:TP:M4



26.D0892849
SEAL:TRAY:NO.1

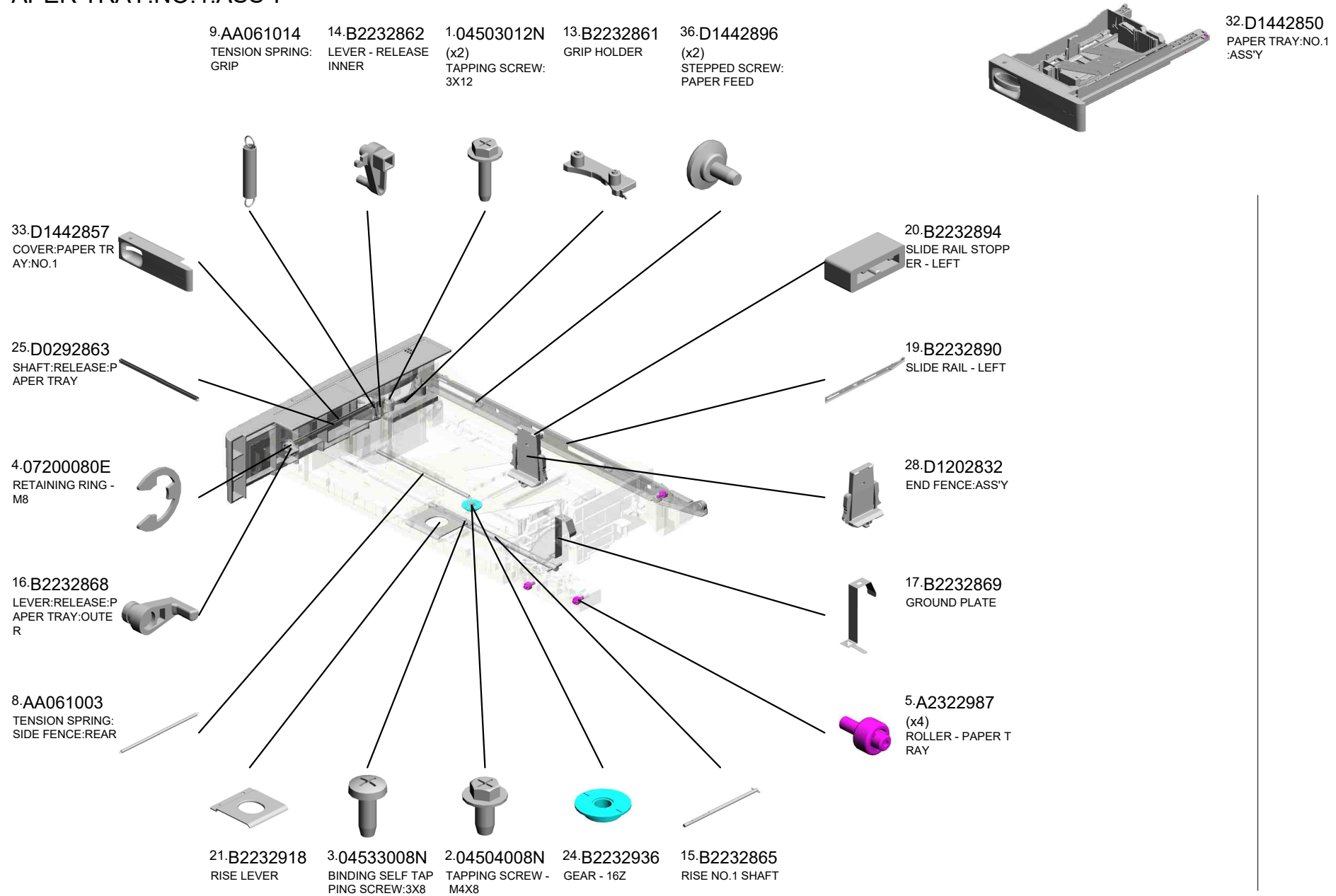


30.D1202872
DECAL:PAPER TR
AY:NO.1



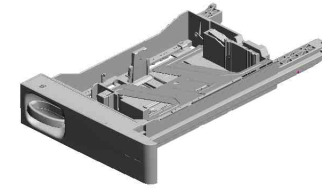
U001	U002	U003	U004	U005	U006	U007	U008	U009	U010	U011	U012	U013	U014	U015	U016	U017	U018	U019	U020	U021
------	------	------	------	------	------	------	-------------	------	------	------	------	------	------	------	------	------	------	------	------	------

U008_S001
PAPER TRAY:NO.1:ASS'Y

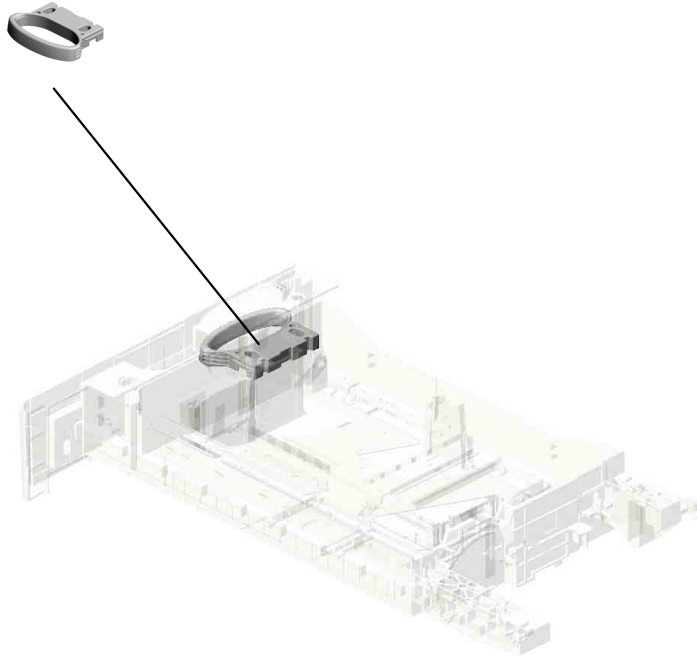


U008_S001
PAPER TRAY:NO.1:ASS'Y

38.D5802870
GRIP:PAPER TRAY



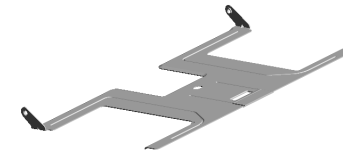
32.D1442850
PAPER TRAY:NO.1
:ASS'Y




U001	U002	U003	U004	U005	U006	U007	U008	U009	U010	U011	U012	U013	U014	U015	U016	U017	U018	U019	U020	U021
------	------	------	------	------	------	------	-------------	------	------	------	------	------	------	------	------	------	------	------	------	------

U008_S001_S001
TRAY BOTTOM PLATE:ASS'Y

11:AF033010
PAD



27:D0892940
TRAY BOTTOM PL
ATE:ASS'Y

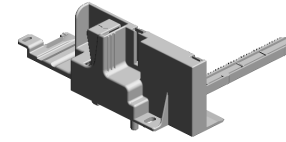


U001	U002	U003	U004	U005	U006	U007	U008	U009	U010	U011	U012	U013	U014	U015	U016	U017	U018	U019	U020	U021
------	------	------	------	------	------	------	-------------	------	------	------	------	------	------	------	------	------	------	------	------	------

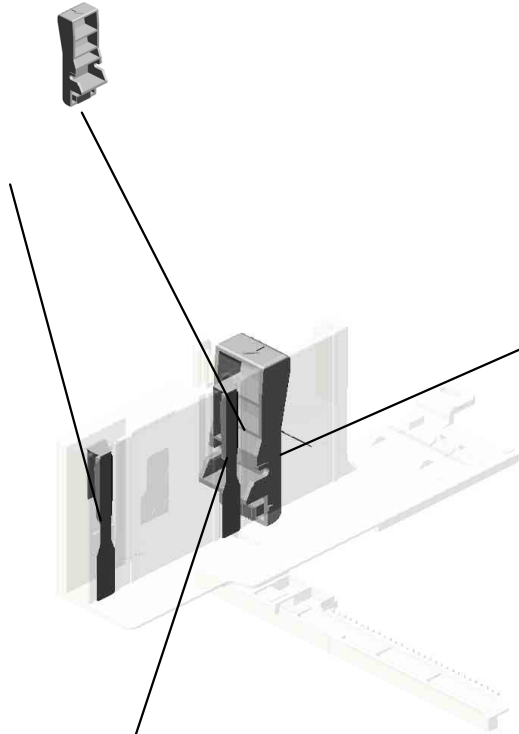
U008_S001_S002
SIDE FENCE:FRONT:UNIVERSAL:NO.1:ASS'Y

31.D1202924
LEVER:STOPPER:
FRONT

34.D1442870
SIDE FENCE:FRON
T:UNIVERSAL:NO.1
:ASS'Y



23.B2232935
PLATE - SIDE FEN
CE RIGHT



12.B0042923
SPRING PLATE - R
ELEASE LEVER



22.B2232934
PLATE - SIDE FEN
CE

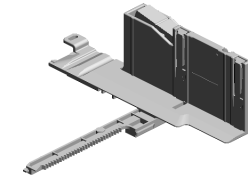


U001	U002	U003	U004	U005	U006	U007	U008	U009	U010	U011	U012	U013	U014	U015	U016	U017	U018	U019	U020	U021
------	------	------	------	------	------	------	-------------	------	------	------	------	------	------	------	------	------	------	------	------	------

U008_S001_S003

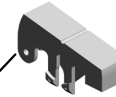

SIDE FENCE:REAR:UNIVERSAL:NO.1:ASS'Y

18.B2232873 22.B2232934
DECAL - SIDE FEN PLATE - SIDE FEN
CE REAR CE



35.D1442880
SIDE FENCE:REAR
:UNIVERSAL:NO.1:
ASS'Y

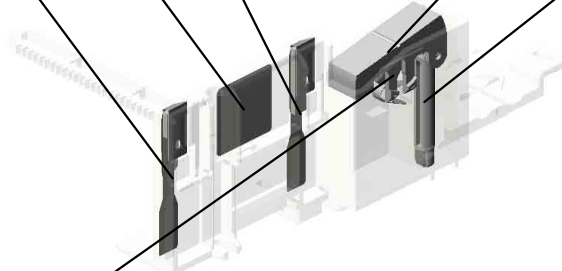
23.B2232935
PLATE - SIDE FEN
CE RIGHT



29.D1202864
LEVER:STOPPER:
POSITIONING



7.A2672859
SIDE FENCE STOP
PER

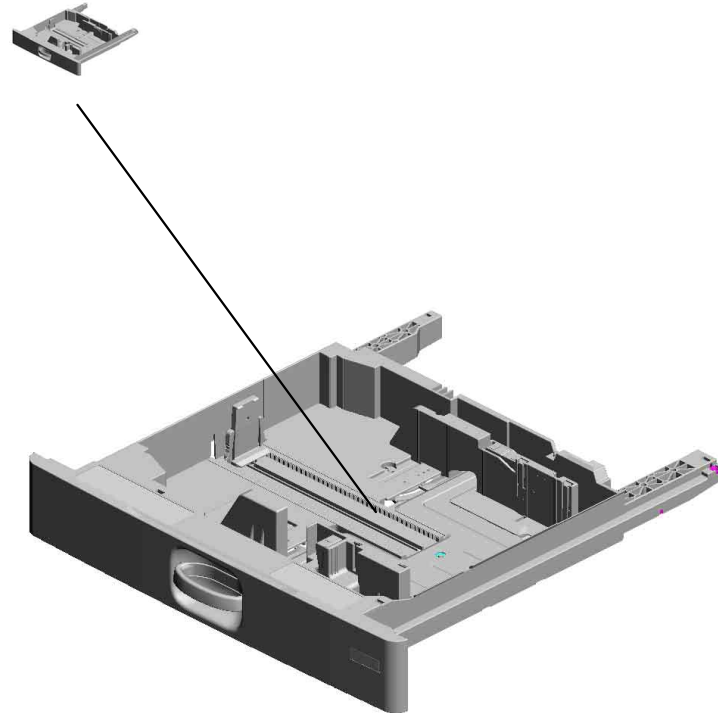


6.A2672857
SPRING PLATE - SI
DE FENCE

U001	U002	U003	U004	U005	U006	U007	U008	U009	U010	U011	U012	U013	U014	U015	U016	U017	U018	U019	U020	U021
------	------	------	------	------	------	------	-------------	------	------	------	------	------	------	------	------	------	------	------	------	------

U009.Paper Tray (2nd)

U009 S001
D5802900
PAPER TRAY:NO.2:ASS'Y



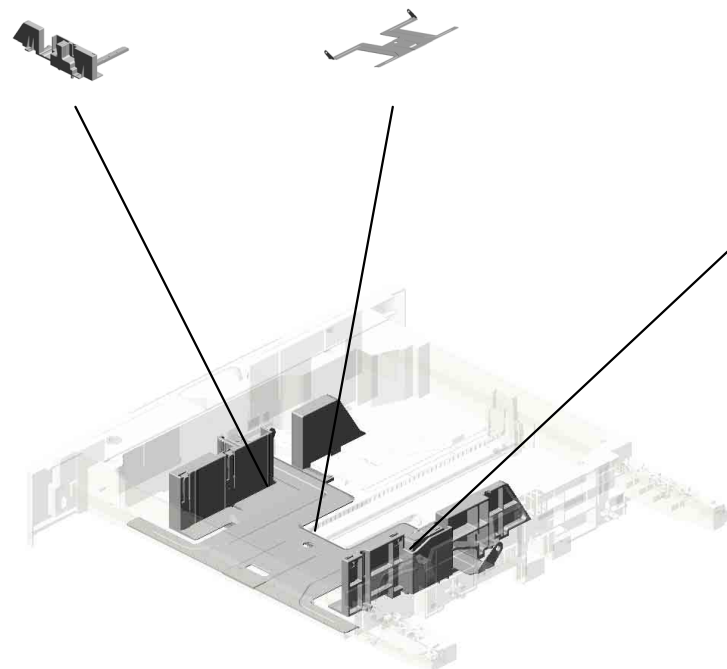
U001	U002	U003	U004	U005	U006	U007	U008	U009	U010	U011	U012	U013	U014	U015	U016	U017	U018	U019	U020	U021
------	------	------	------	------	------	------	------	------	------	------	------	------	------	------	------	------	------	------	------	------

U009_S001.PAPER TRAY:NO.2:ASS'Y

U009 S001 S002
D1292920
SIDE FENCE:FRONT:ASS'Y

U009 S001 S001
D0892940
TRAY BOTTOM PLATE:ASS'Y

U009 S001 S003
D1292930
SIDE FENCE:REAR:ASS'Y



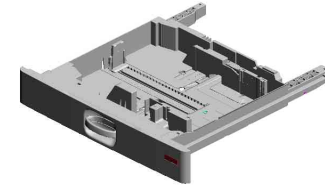

U001	U002	U003	U004	U005	U006	U007	U008	U009	U010	U011	U012	U013	U014	U015	U016	U017	U018	U019	U020	U021
------	------	------	------	------	------	------	------	------	------	------	------	------	------	------	------	------	------	------	------	------

U009 Paper Tray (2nd)

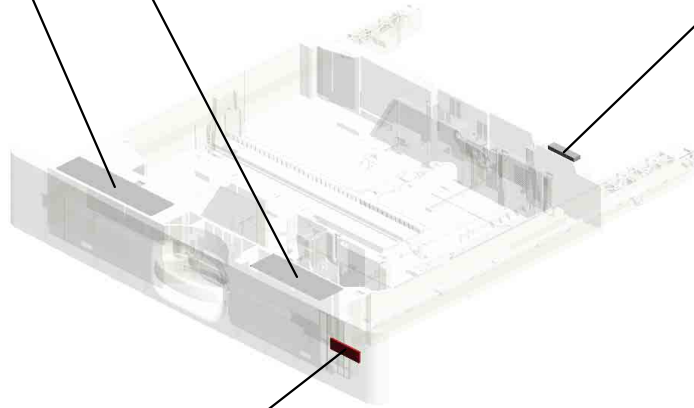

33.D1442747
DECAL:PAPER SE
T DIRECTION:TRA
Y:RIGHT



34.D5802523
DECAL:PAPER SE
T DIRECTION:TRA
Y:NO.2



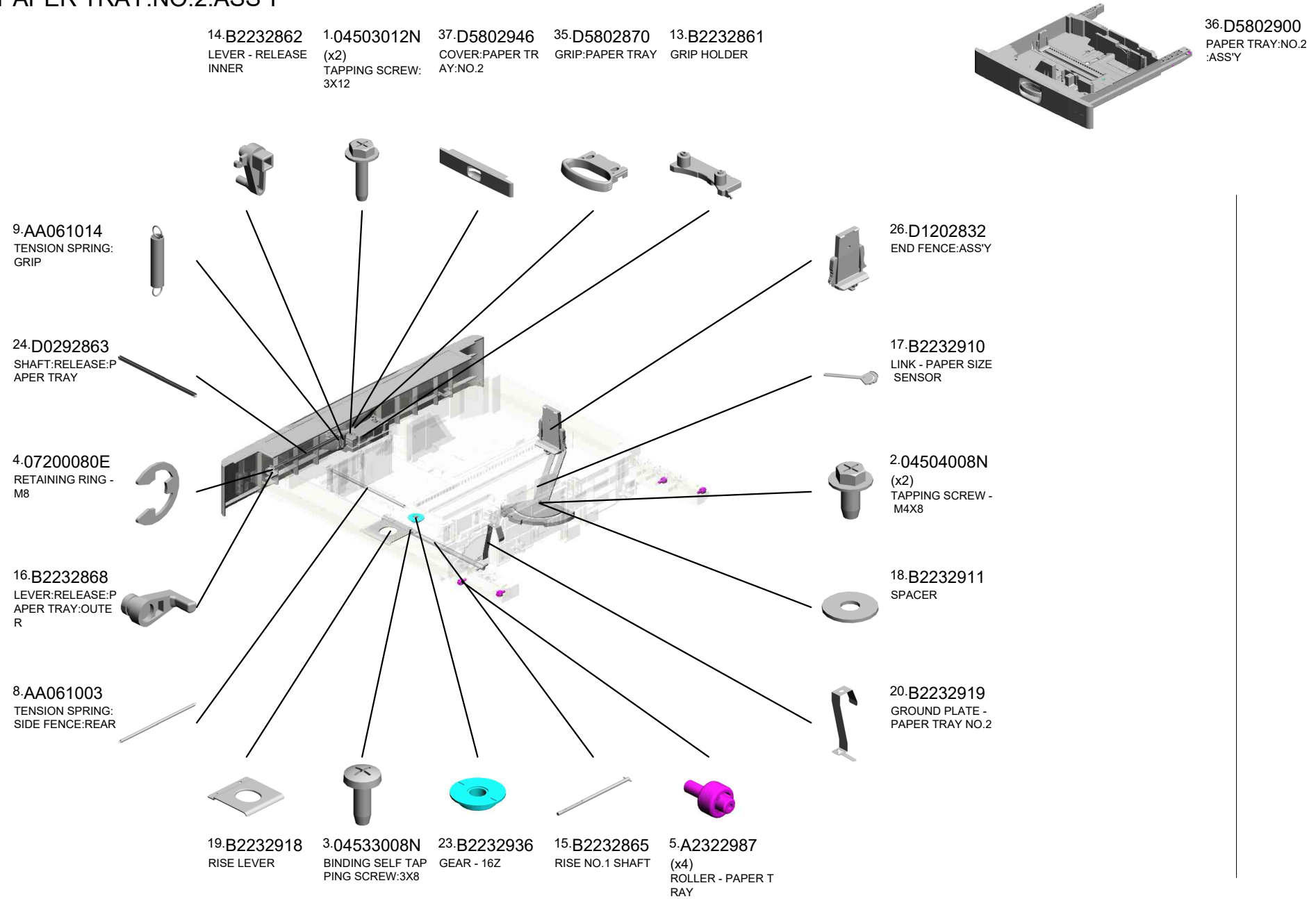
12.B1802782
SEAL:TRAY



28.D1202873
DECAL:PAPER TR
AY:NO.2

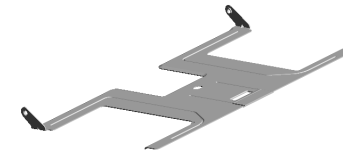
U001	U002	U003	U004	U005	U006	U007	U008	U009	U010	U011	U012	U013	U014	U015	U016	U017	U018	U019	U020	U021
------	------	------	------	------	------	------	------	------	------	------	------	------	------	------	------	------	------	------	------	------

U009_S001
PAPER TRAY:NO.2:ASS'Y




U009_S001_S001
TRAY BOTTOM PLATE:ASS'Y

10.AF033010
PAD



25.D0892940
TRAY BOTTOM PL
ATE:ASS'Y



U001	U002	U003	U004	U005	U006	U007	U008	U009	U010	U011	U012	U013	U014	U015	U016	U017	U018	U019	U020	U021
------	------	------	------	------	------	------	------	------	------	------	------	------	------	------	------	------	------	------	------	------

U009_S001_S002
SIDE FENCE:FRONT:ASS'Y

30.D1202924
LEVER:STOPPER:
FRONT

31.D1292920
SIDE FENCE:FRON
T:ASS'Y

22.B2232935
PLATE - SIDE FEN
CE RIGHT

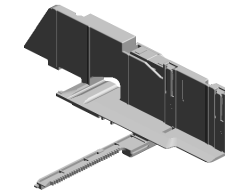
11.B0042923
SPRING PLATE - R
ELEASE LEVER

21.B2232934
PLATE - SIDE FEN
CE

U001	U002	U003	U004	U005	U006	U007	U008	U009	U010	U011	U012	U013	U014	U015	U016	U017	U018	U019	U020	U021
------	------	------	------	------	------	------	------	------	------	------	------	------	------	------	------	------	------	------	------	------

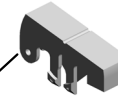
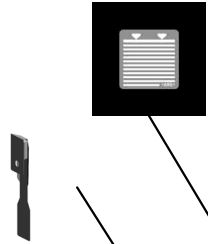
U009_S001_S003
SIDE FENCE:REAR:ASS'Y

29.D1202875 21.B2232934
DECAL:SIDE FENC PLATE - SIDE FEN
E:REAR CE



32.D1292930
SIDE FENCE:REAR
:ASS'Y

22.B2232935
PLATE - SIDE FEN
CE RIGHT



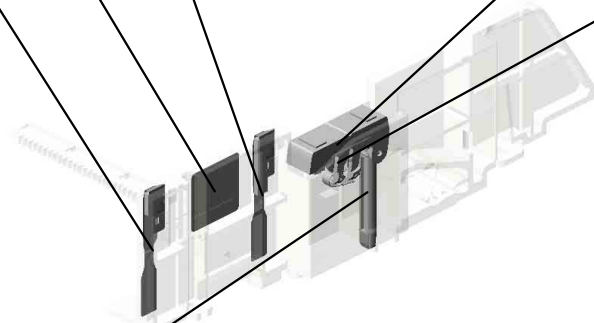
27.D1202864
LEVER:STOPPER:
POSITIONING



6.A2672857
SPRING PLATE - SI
DE FENCE



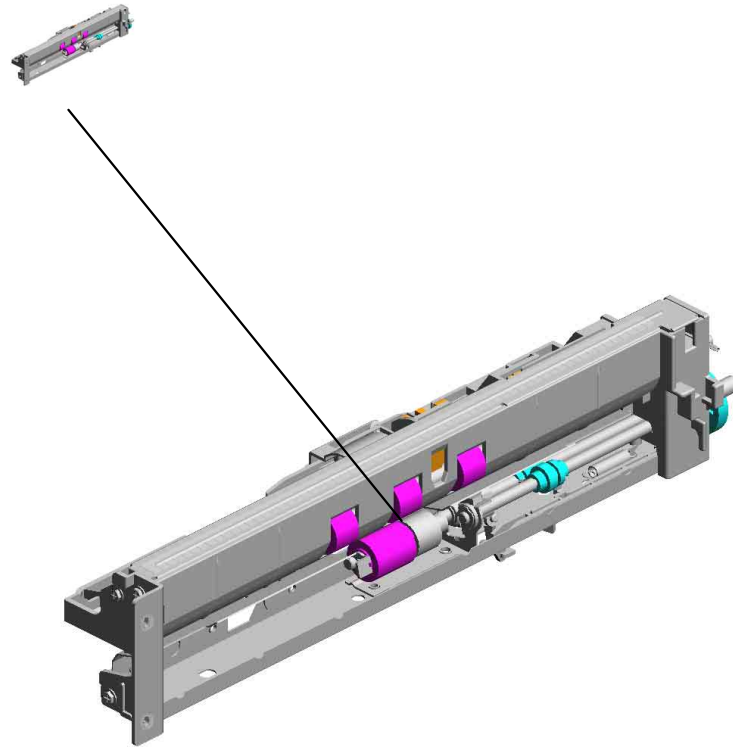
7.A2672859
SIDE FENCE STOP
PER



U001	U002	U003	U004	U005	U006	U007	U008	U009	U010	U011	U012	U013	U014	U015	U016	U017	U018	U019	U020	U021
------	------	------	------	------	------	------	------	------	------	------	------	------	------	------	------	------	------	------	------	------

U010.Paper Feed (1st)


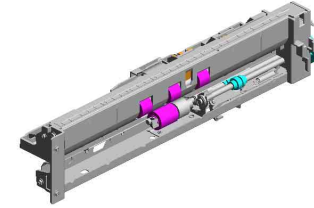
U010 S001
D1422750
PAPER FEED UNIT:ASS'Y



U001	U002	U003	U004	U005	U006	U007	U008	U009	U010	U011	U012	U013	U014	U015	U016	U017	U018	U019	U020	U021
------	------	------	------	------	------	------	------	------	------	------	------	------	------	------	------	------	------	------	------	------

U010
Paper Feed (1st)

3.04543008Q
(x2)
TAPPING SCREW:
3X8

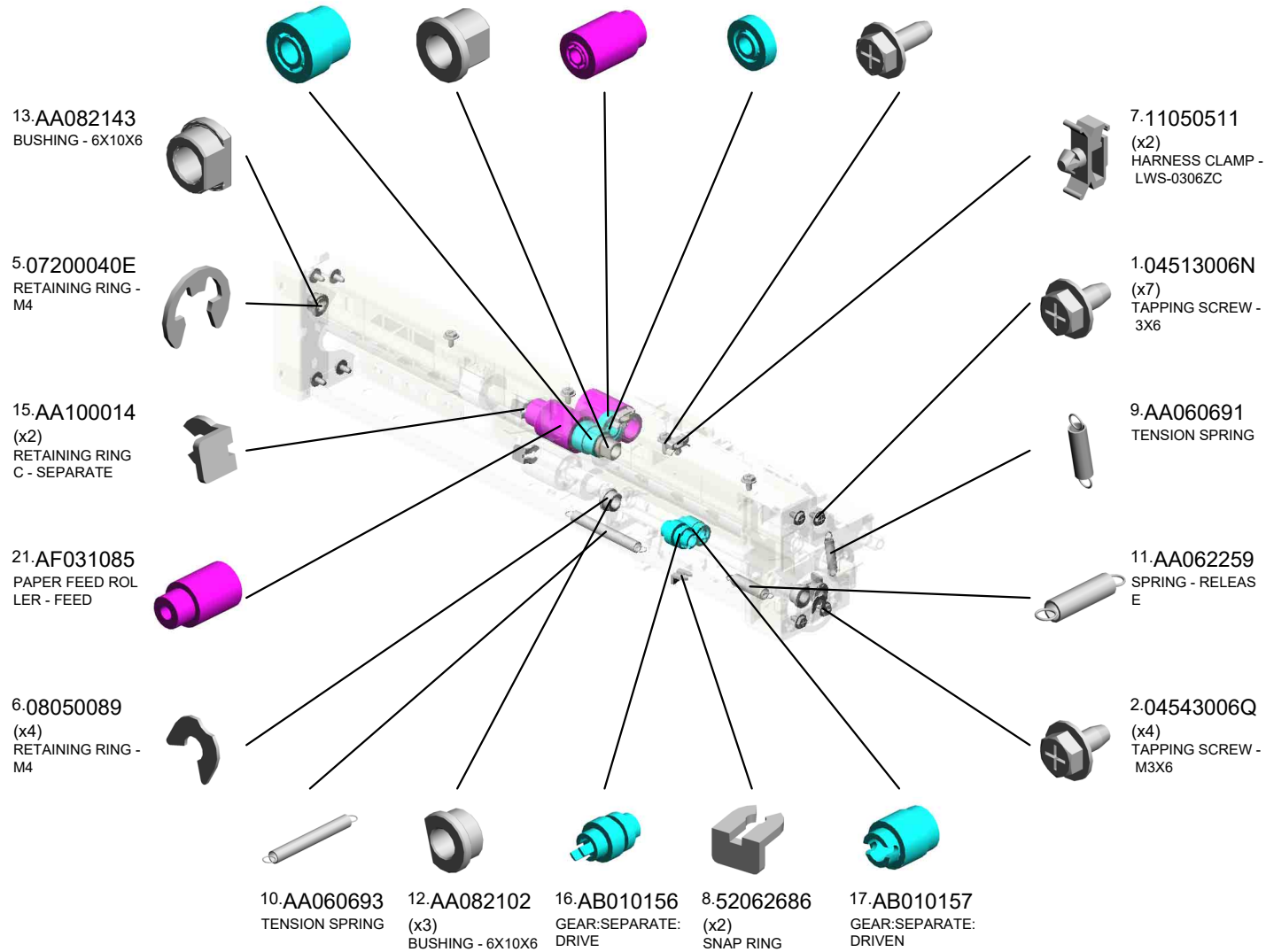
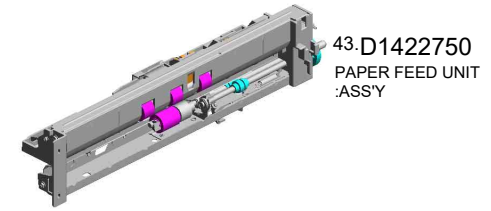


42.D1202618
DISCHARGE BRUS
H:PAPER FEED UN
IT:UPPER

U001	U002	U003	U004	U005	U006	U007	U008	U009	U010	U011	U012	U013	U014	U015	U016	U017	U018	U019	U020	U021
------	------	------	------	------	------	------	------	------	------	------	------	------	------	------	------	------	------	------	------	------

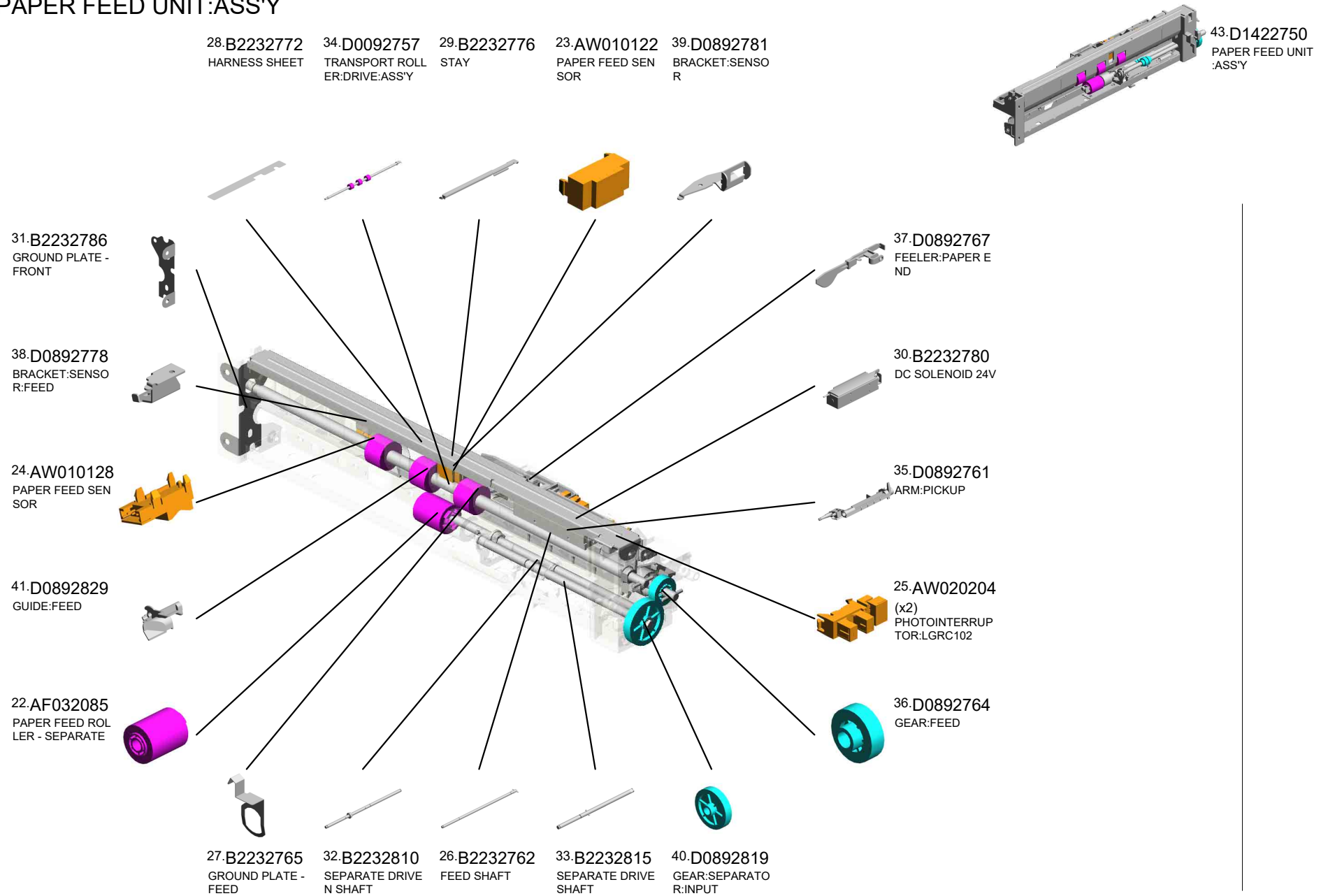
U010_S001 PAPER FEED UNIT:ASS'Y

- 18.AB011218 GEAR - ROLLER C LUTCH
- 14.AA082150 PLAIN SHAFT BEARING:RING:M6
- 20.AF030085 PAPER FEED ROLLER - PICKUP
- 19.AB011252 GEAR - 20Z
- 4.04563008N TAPPING SCREW - M3X8



U001	U002	U003	U004	U005	U006	U007	U008	U009	U010	U011	U012	U013	U014	U015	U016	U017	U018	U019	U020	U021
------	------	------	------	------	------	------	------	------	------	------	------	------	------	------	------	------	------	------	------	------

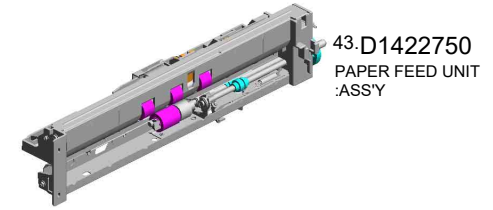
U010_S001 PAPER FEED UNIT:ASS'Y




U001	U002	U003	U004	U005	U006	U007	U008	U009	U010	U011	U012	U013	U014	U015	U016	U017	U018	U019	U020	U021
------	------	------	------	------	------	------	------	------	-------------	------	------	------	------	------	------	------	------	------	------	------

U010_S001
PAPER FEED UNIT:ASS'Y

46.G0652774 47.G0652775
PRESSURE LEVER LINK LEVER



44.D1422930
TORQUE LIMITER:
40MN#M:DIA18:CW



45.G0652767
LEVER - FEED

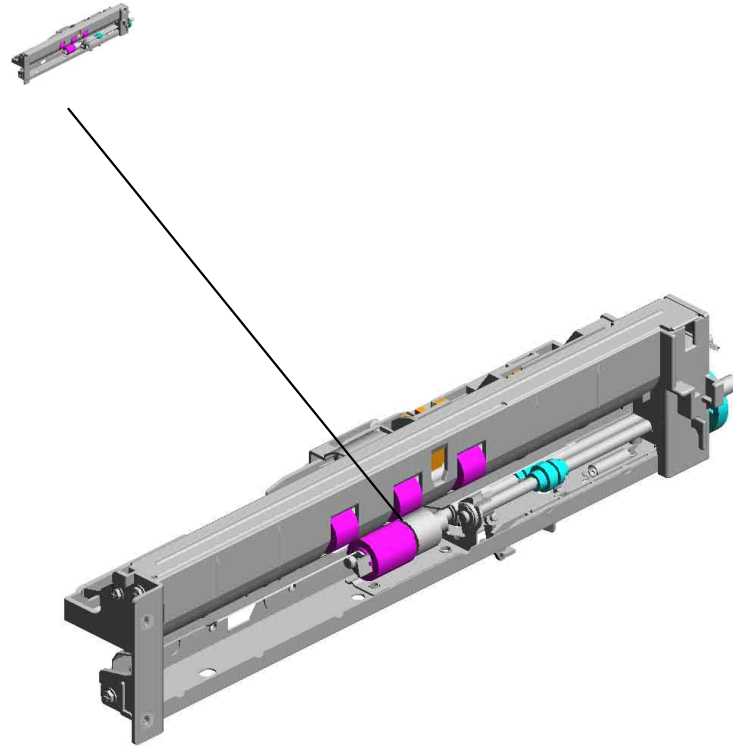


48.G0652776
RELEASE LEVER



U011.Paper Feed (2nd)


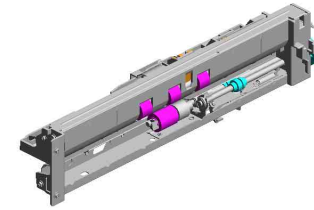
U011 S001
D1422750
PAPER FEED UNIT:ASS'Y



U001	U002	U003	U004	U005	U006	U007	U008	U009	U010	U011	U012	U013	U014	U015	U016	U017	U018	U019	U020	U021
------	------	------	------	------	------	------	------	------	------	------	------	------	------	------	------	------	------	------	------	------

U011
Paper Feed (2nd)

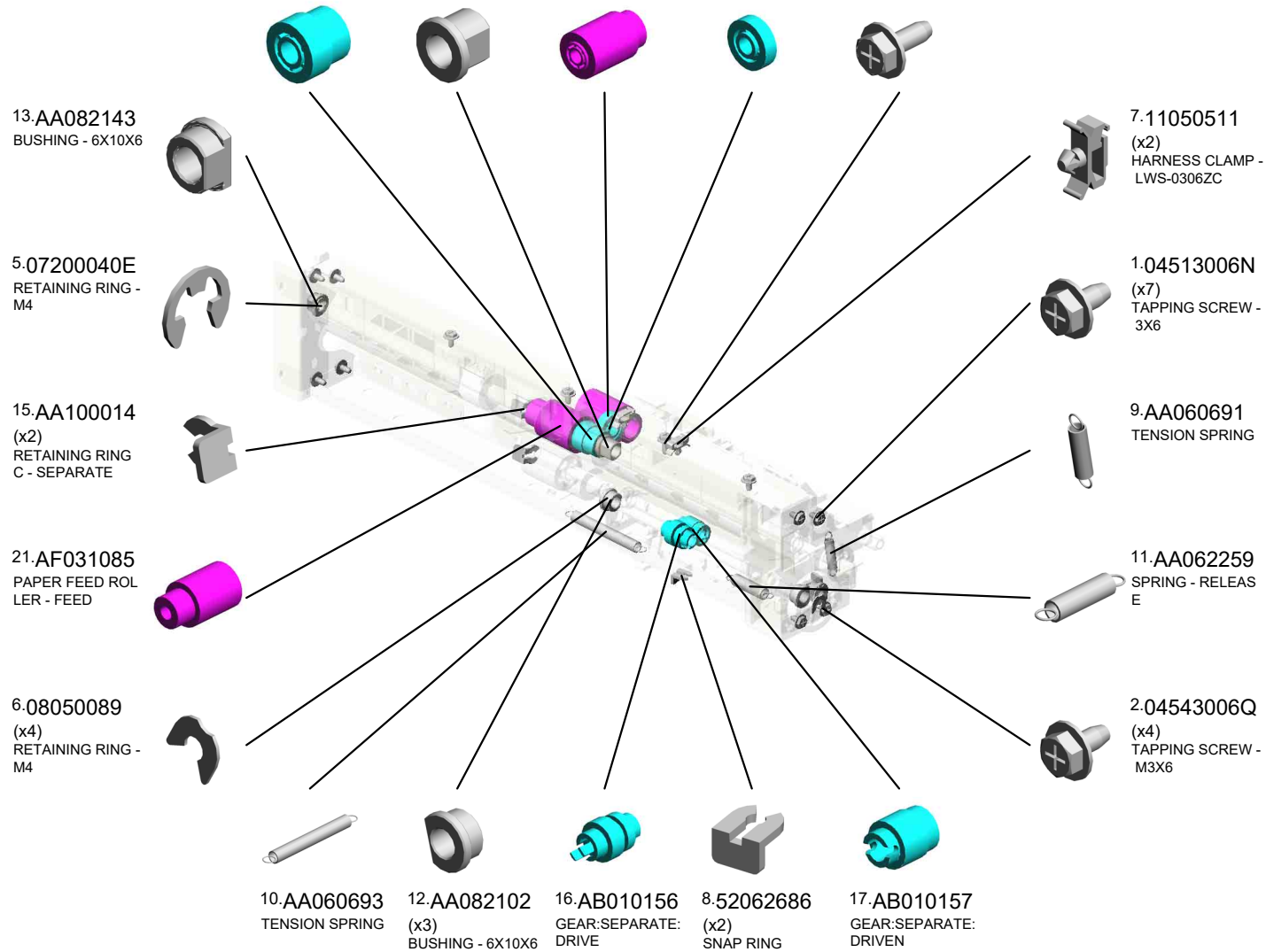
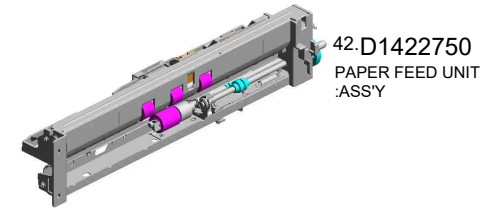
3.04543008Q
(x2)
TAPPING SCREW:
3X8



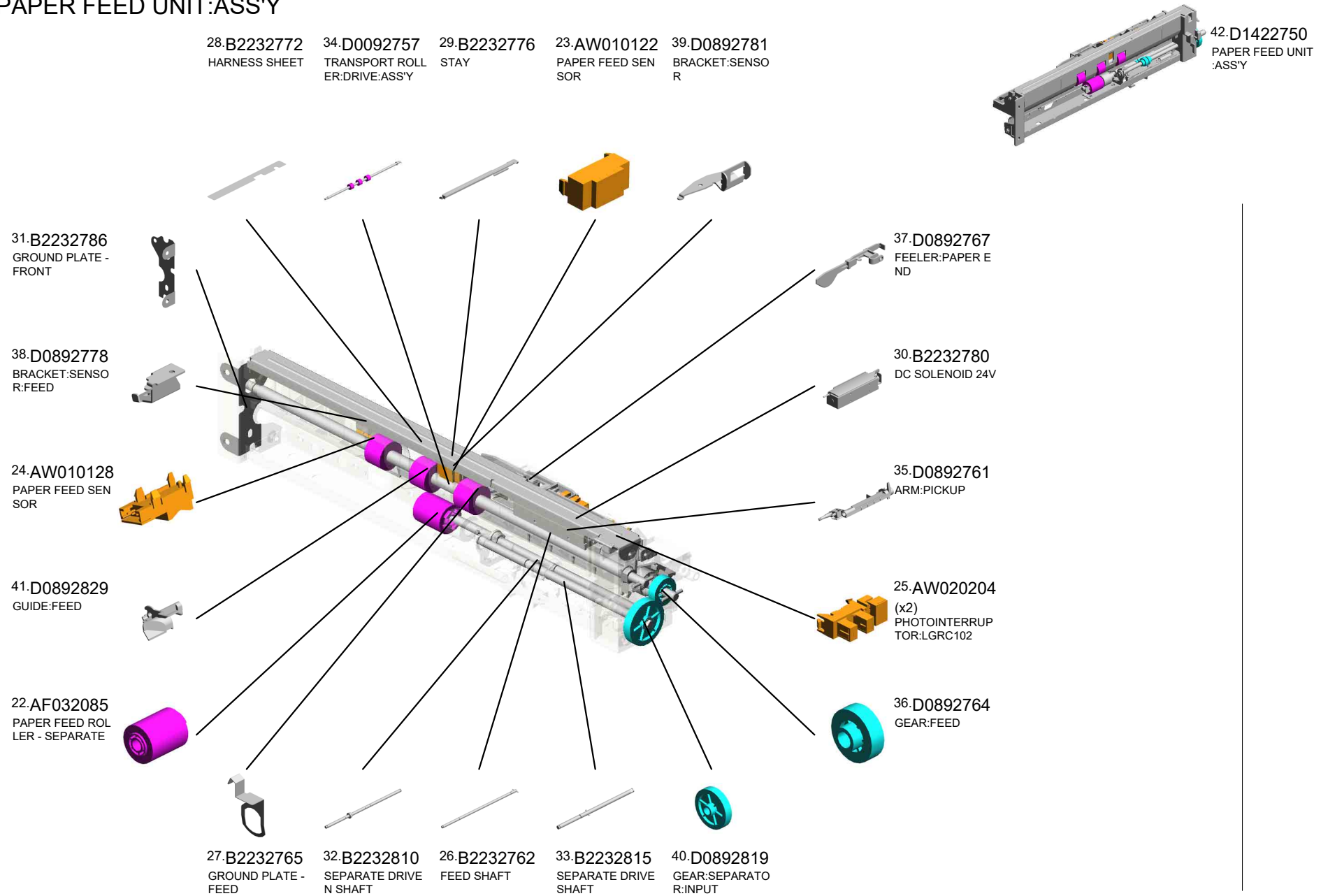
U001	U002	U003	U004	U005	U006	U007	U008	U009	U010	U011	U012	U013	U014	U015	U016	U017	U018	U019	U020	U021
------	------	------	------	------	------	------	------	------	------	------	------	------	------	------	------	------	------	------	------	------

U011_S001
PAPER FEED UNIT:ASS'Y

- 18.AB011218 GEAR - ROLLER C LUTCH
- 14.AA082150 PLAIN SHAFT BEARING:RING:M6
- 20.AF030085 PAPER FEED ROLLER - PICKUP
- 19.AB011252 GEAR - 20Z
- 4.04563008N TAPPING SCREW - M3X8



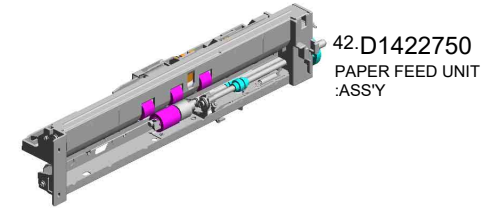
U011_S001
PAPER FEED UNIT:ASS'Y



U001	U002	U003	U004	U005	U006	U007	U008	U009	U010	U011	U012	U013	U014	U015	U016	U017	U018	U019	U020	U021
------	------	------	------	------	------	------	------	------	------	------	------	------	------	------	------	------	------	------	------	------


U011_S001
PAPER FEED UNIT:ASS'Y

45.G0652774 46.G0652775
PRESSURE LEVER LINK LEVER



42.D1422750
PAPER FEED UNIT
:ASS'Y

43.D1422930
TORQUE LIMITER:
40MN#M:DIA18:CW



44.G0652767
LEVER - FEED



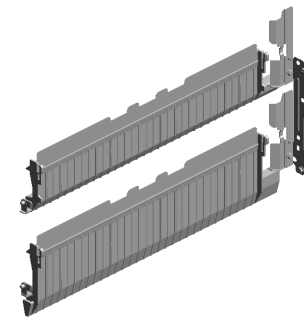
47.G0652776
RELEASE LEVER



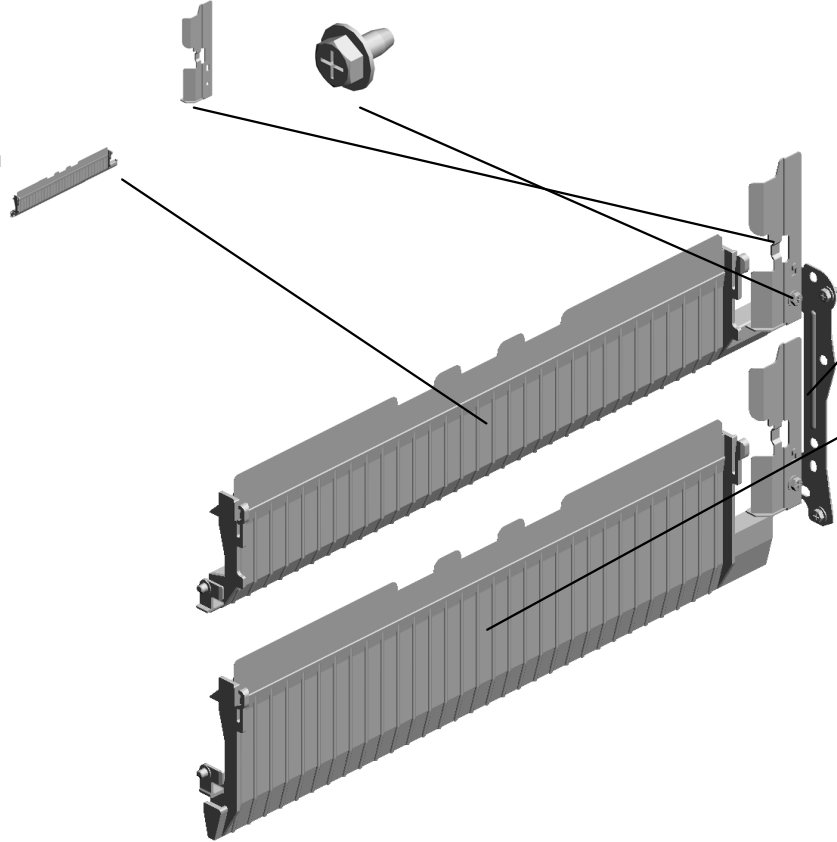
U012 Vertical Transport

3-B2232848 (x2)
COVER:HARNESS

1-04513006N (x4)
TAPPING SCREW - 3X6



4-D1292836
GUIDE PLATE:SWI
VEL:ASS'Y



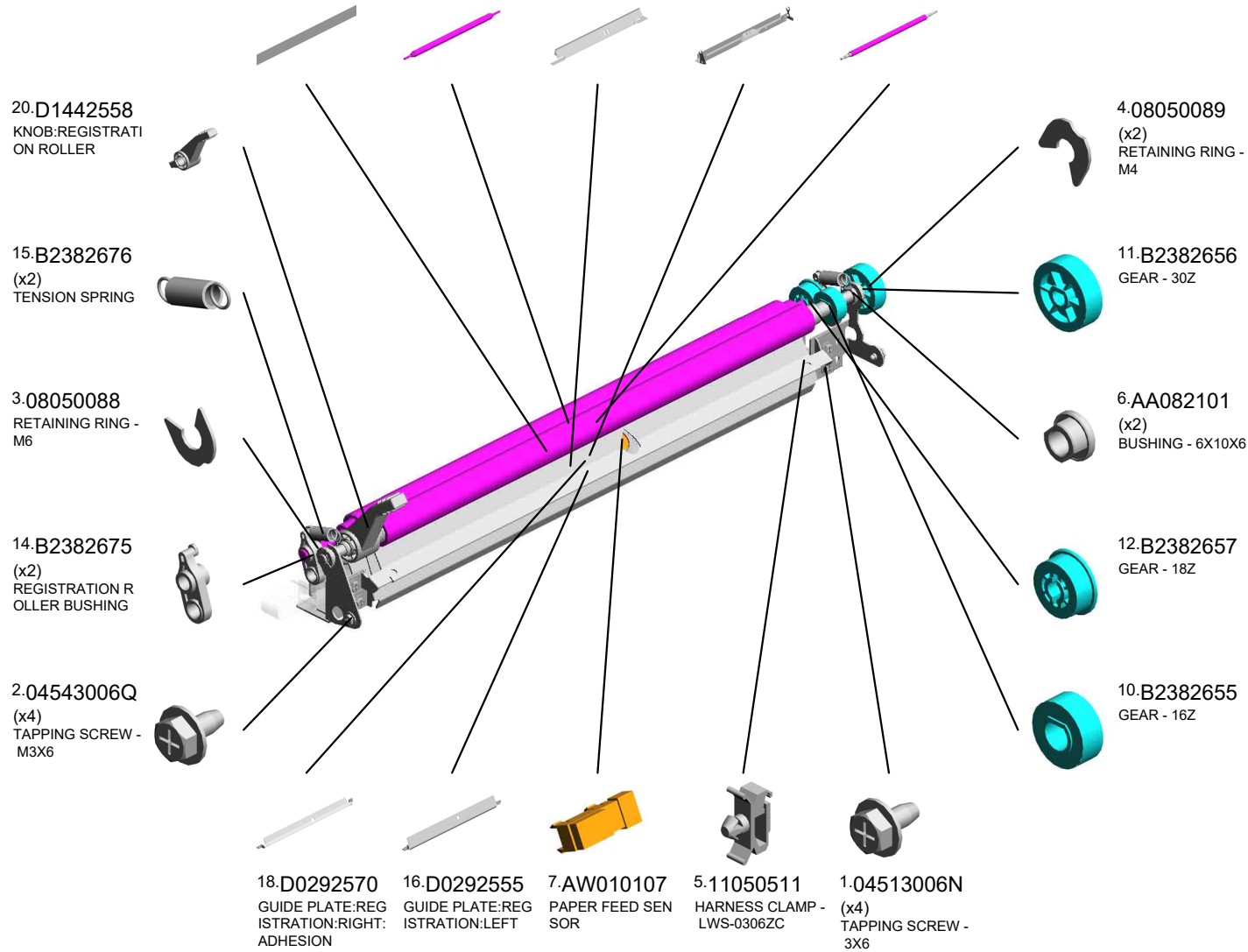
2-B2232846
BRACKET:COVER:
HARNESS

5-D1292841
GUIDE PLATE:SWI
VEL:NO.2:ASS'Y

U001	U002	U003	U004	U005	U006	U007	U008	U009	U010	U011	U012	U013	U014	U015	U016	U017	U018	U019	U020	U021
------	------	------	------	------	------	------	------	------	------	------	------	------	------	------	------	------	------	------	------	------

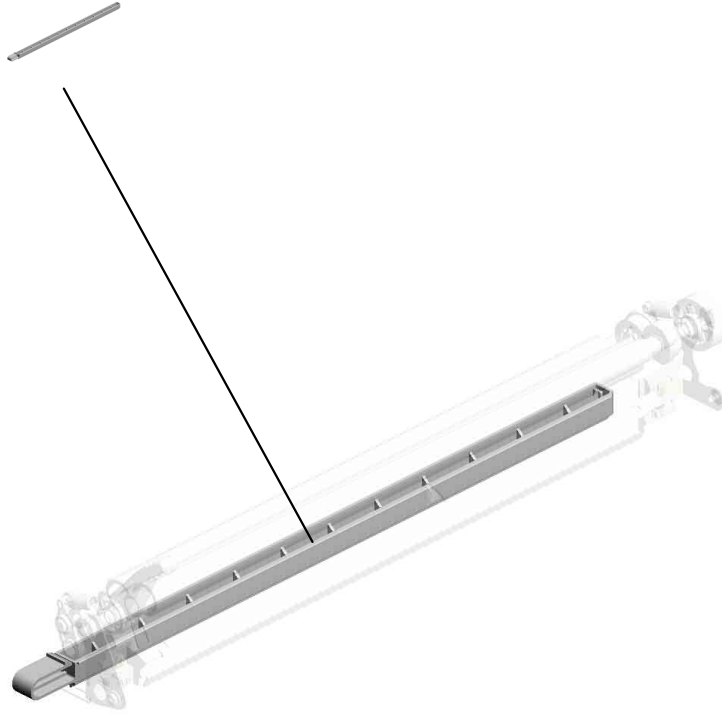
U013 Paper Registration

- 8.B2382622 COVER - REMOVE PAPER DUST
- 13.B2382661 REGISTRATION ROLLER - DRIVEN
- 19.D0892560 BRACKET:CLEANER
- 17.D0292556 STAY:REGISTRATION
- 9.B2382652 REGISTRATION ROLLER - DRIVE



U013 Paper Registration

21.D1442614
CASE: REMOVE PA
PER DUST



U001	U002	U003	U004	U005	U006	U007	U008	U009	U010	U011	U012	U013	U014	U015	U016	U017	U018	U019	U020	U021
------	------	------	------	------	------	------	------	------	------	------	------	------	------	------	------	------	------	------	------	------

U014.Toner Supply-1

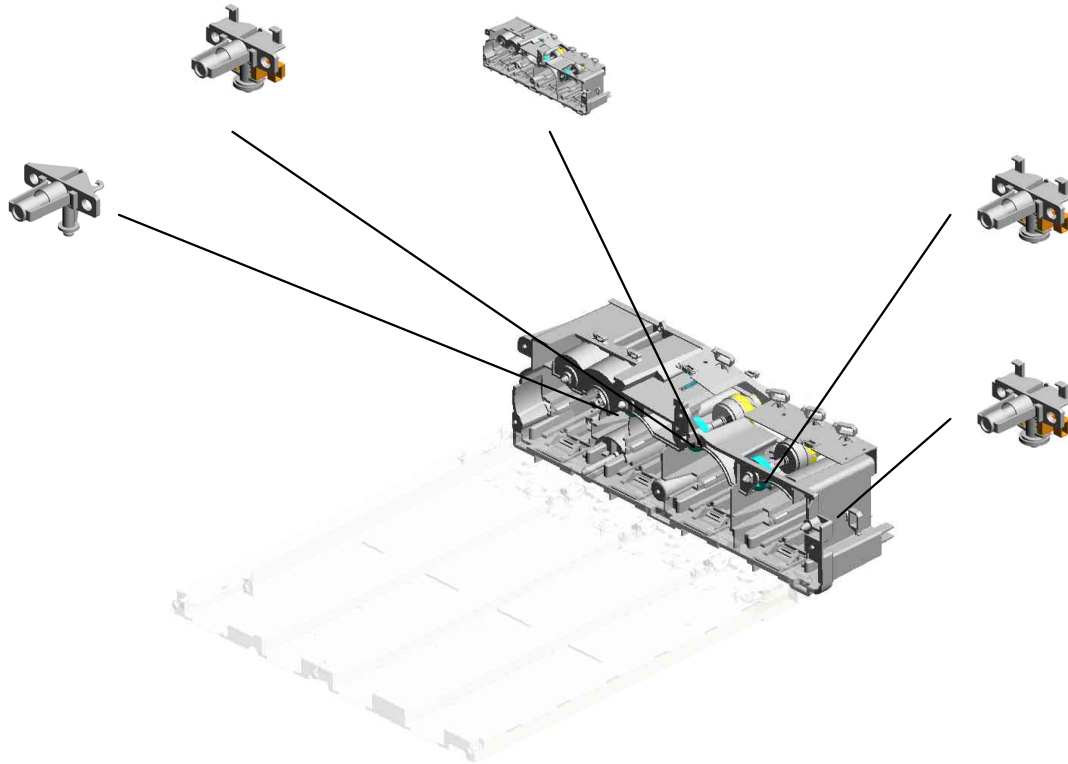
U014_S001
D0893205
NOZZLE:COLOR:ASS'Y

U014_S005
D1443405
DRIVE UNIT:TONER SUPPLY
SUB-UNIT:ASS'Y

U014_S004
D0893286
NOZZLE:BK:ASS'Y

U014_S002
D0893205
NOZZLE:COLOR:ASS'Y


U014_S003
D0893205
NOZZLE:COLOR:ASS'Y



U001	U002	U003	U004	U005	U006	U007	U008	U009	U010	U011	U012	U013	U014	U015	U016	U017	U018	U019	U020	U021
------	------	------	------	------	------	------	------	------	------	------	------	------	------	------	------	------	------	------	------	------

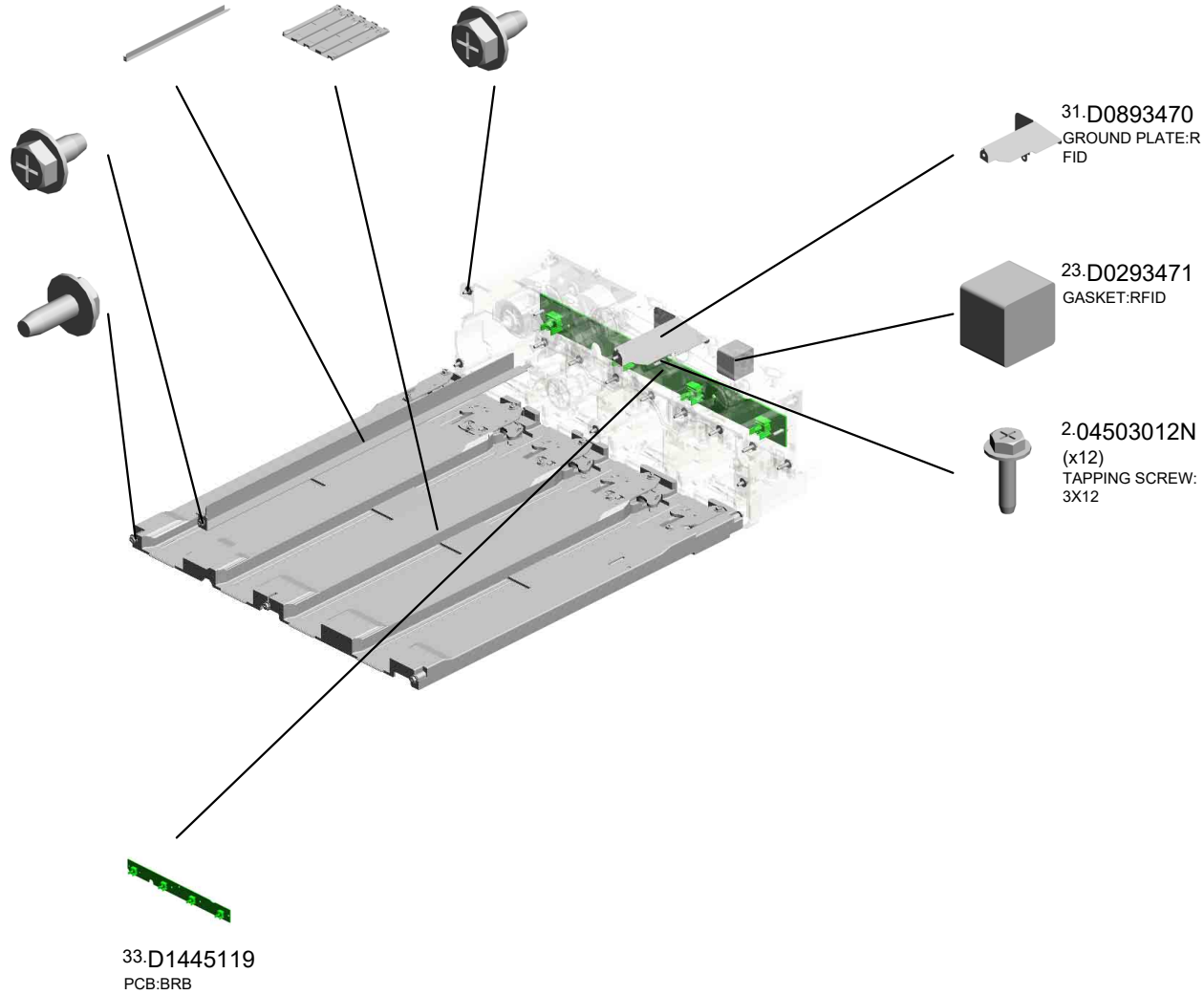
U014 Toner Supply-1

- 15.B2233328 TONER CARTRIDGE GUIDE
- 26.D0893304 BASE:TONER SUPPLY UNIT:ASSY
- 3.04513006N (x5) TAPPING SCREW - 3X6



- 4.04543006Q TAPPING SCREW - M3X6

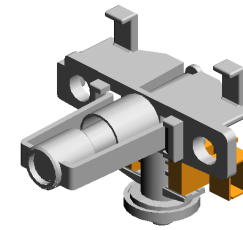
- 1.04503008N (x6) TAPPING SCREW - M3X8



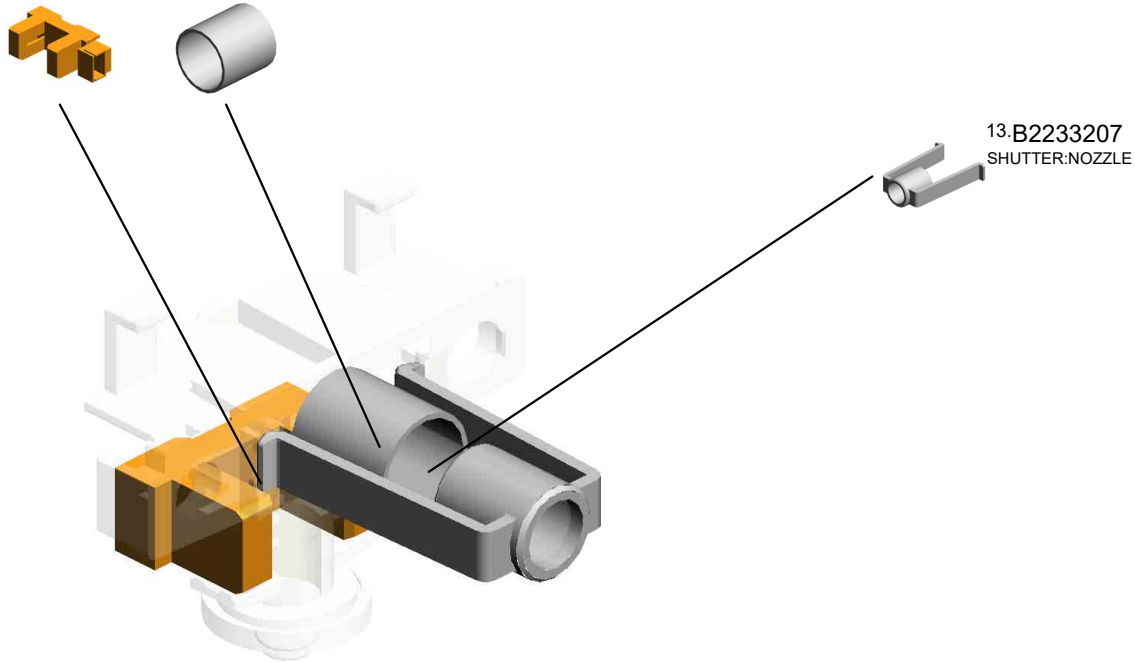
U001	U002	U003	U004	U005	U006	U007	U008	U009	U010	U011	U012	U013	U014	U015	U016	U017	U018	U019	U020	U021
------	------	------	------	------	------	------	------	------	------	------	------	------	------	------	------	------	------	------	------	------

U014_S001
NOZZLE:COLOR:ASS'Y

12.AW020185 14.B2233208
TONER END SENS SPRING:SHUTTER:
OR NOZZLE



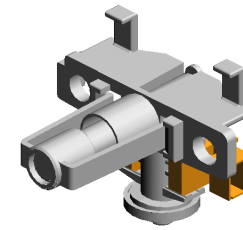
24.D0893205
NOZZLE:COLOR:A
SS'Y



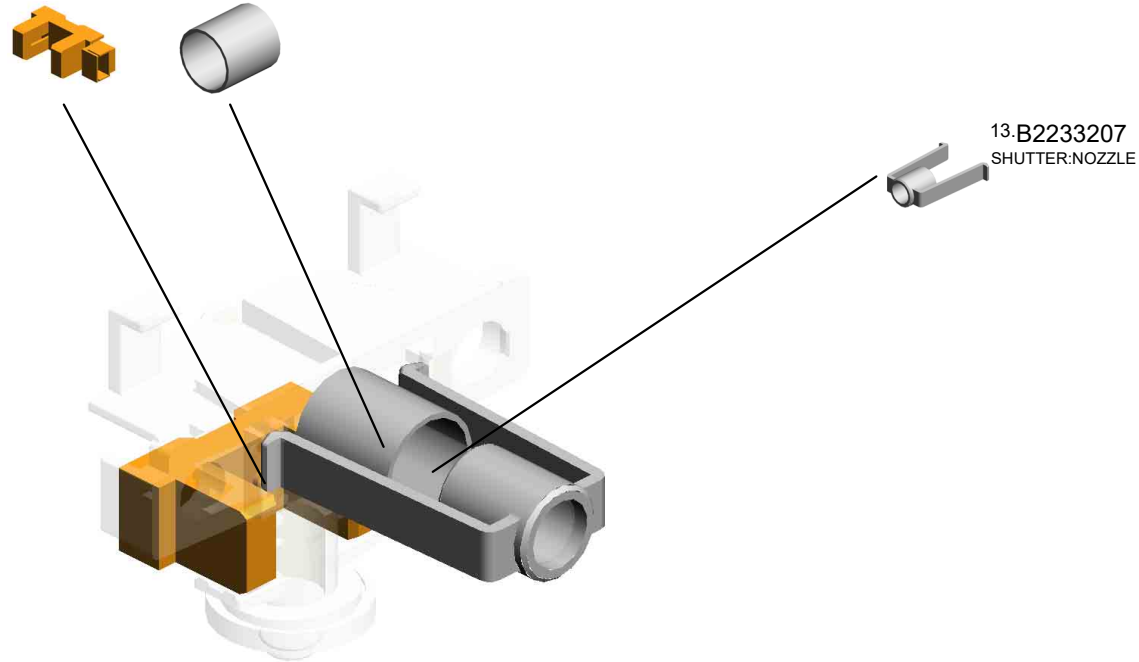
U001	U002	U003	U004	U005	U006	U007	U008	U009	U010	U011	U012	U013	U014	U015	U016	U017	U018	U019	U020	U021
------	------	------	------	------	------	------	------	------	------	------	------	------	------	------	------	------	------	------	------	------

U014_S002
NOZZLE:COLOR:ASS'Y

12.AW020185 14.B2233208
TONER END SENS SPRING:SHUTTER:
OR NOZZLE



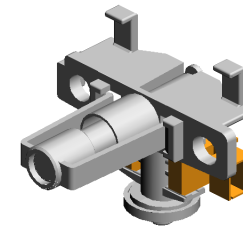
24.D0893205
NOZZLE:COLOR:A
SS'Y



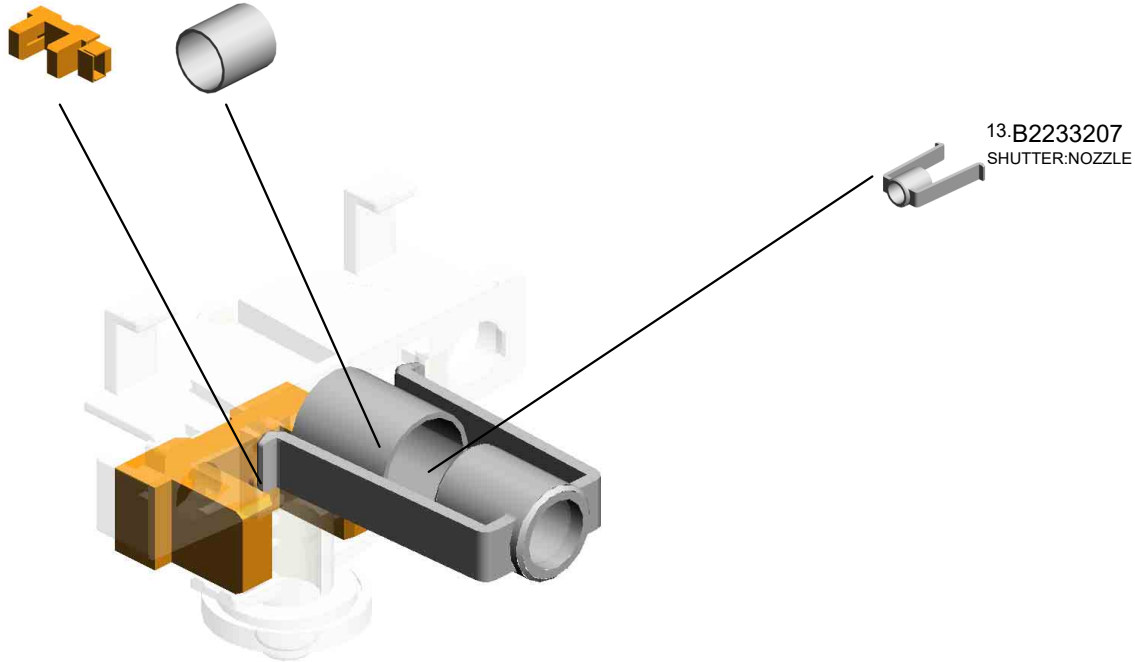
U001	U002	U003	U004	U005	U006	U007	U008	U009	U010	U011	U012	U013	U014	U015	U016	U017	U018	U019	U020	U021
------	------	------	------	------	------	------	------	------	------	------	------	------	------	------	------	------	------	------	------	------

U014_S003
NOZZLE:COLOR:ASS'Y

12.AW020185 14.B2233208
TONER END SENS SPRING:SHUTTER:
OR NOZZLE




24.D0893205
NOZZLE:COLOR:A
SS'Y




U001	U002	U003	U004	U005	U006	U007	U008	U009	U010	U011	U012	U013	U014	U015	U016	U017	U018	U019	U020	U021
------	------	------	------	------	------	------	------	------	------	------	------	------	------	------	------	------	------	------	------	------

U014_S004
NOZZLE:BK:ASS'Y

14.B2233208
SPRING:SHUTTER:
NOZZLE



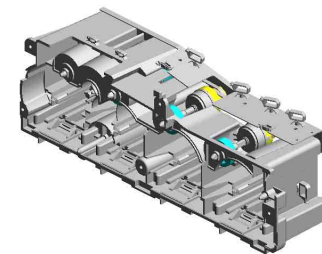
25.D0893286
NOZZLE:BK:ASS'Y



U001	U002	U003	U004	U005	U006	U007	U008	U009	U010	U011	U012	U013	U014	U015	U016	U017	U018	U019	U020	U021
------	------	------	------	------	------	------	------	------	------	------	------	------	------	------	------	------	------	------	------	------

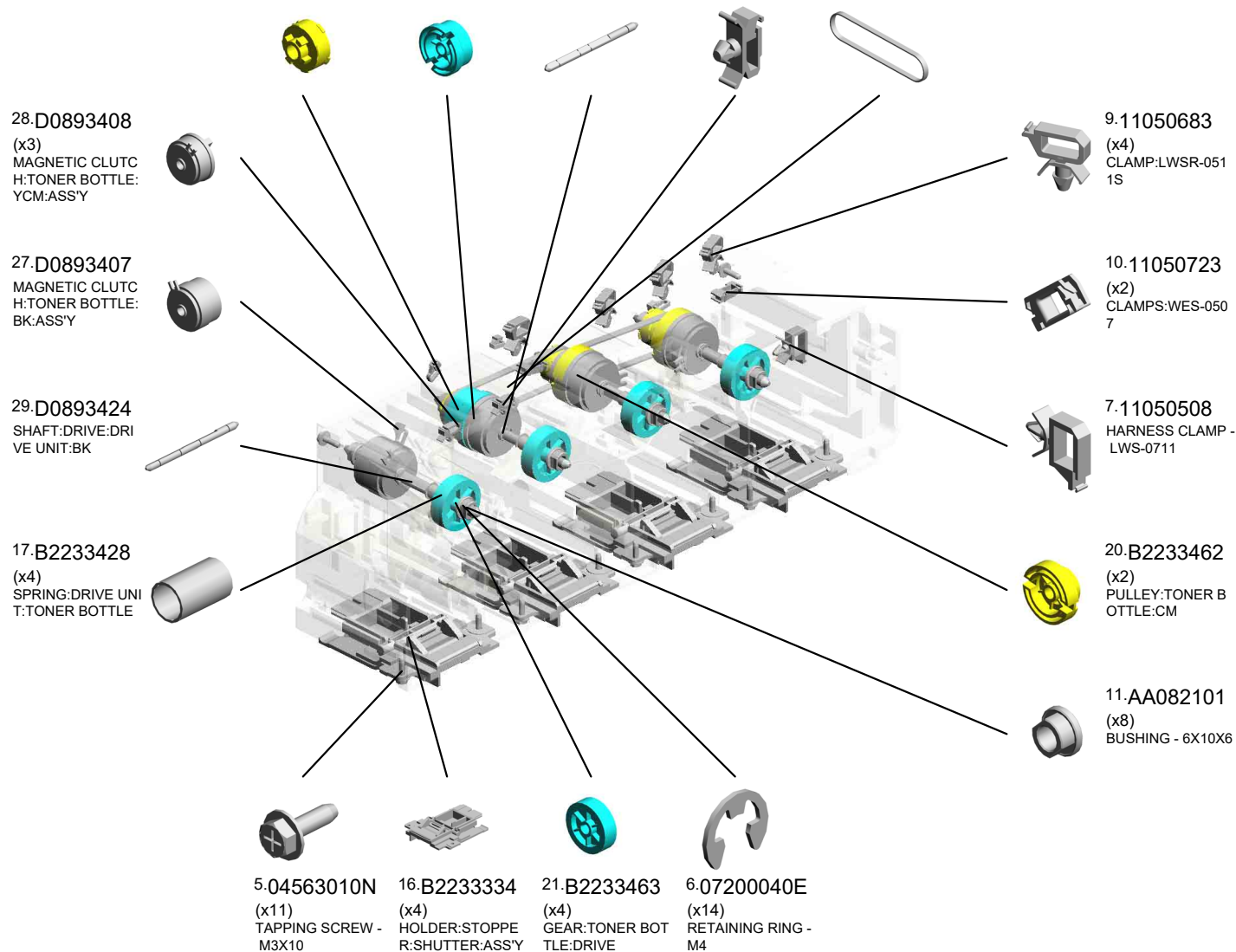
U014_S005

DRIVE UNIT:TONER SUPPLY SUB-UNIT:ASS'Y



32.D1443405
DRIVE UNIT:TONER
SUPPLY SUB-UNIT:ASS'Y

- 19.B2233461 (x3) PULLEY:TONER BOTTLE:YC
- 22.B2233464 GEAR:MAGNETIC CLUTCH:Y
- 30.D0893426 (x3) SHAFT:DRIVE:DRIVE UNIT:YCM
- 8.11050511 (x2) HARNESS CLAMP - LWS-0306ZC
- 18.B2233441 (x2) TIMING BELT:TONER BOTTLE

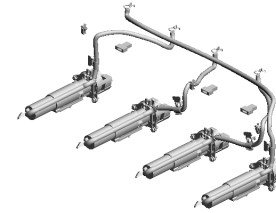


U001	U002	U003	U004	U005	U006	U007	U008	U009	U010	U011	U012	U013	U014	U015	U016	U017	U018	U019	U020	U021
------	------	------	------	------	------	------	------	------	------	------	------	------	------	------	------	------	------	------	------	------

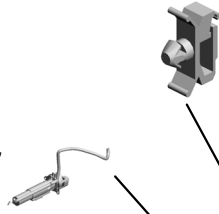
U015 Toner Supply-2

2.11050511 (x4)
HARNESS CLAMP - LWS-0306ZC

4.B2233209 (x4)
TUBE CLIP



6.D1443222
PUMP UNIT:Y:ASS'
Y



7.D1443223
PUMP UNIT:C:ASS'
Y



5.D1443221
PUMP UNIT:BK:AS
S'Y



8.D1443224
PUMP UNIT:M:ASS'
Y



1.04513008N (x8)
TAPPING SCREW - M3X8

3.B2233206 (x4)
TUBE CLAMP



U001	U002	U003	U004	U005	U006	U007	U008	U009	U010	U011	U012	U013	U014	U015	U016	U017	U018	U019	U020	U021
------	------	------	------	------	------	------	------	------	------	------	------	------	------	------	------	------	------	------	------	------

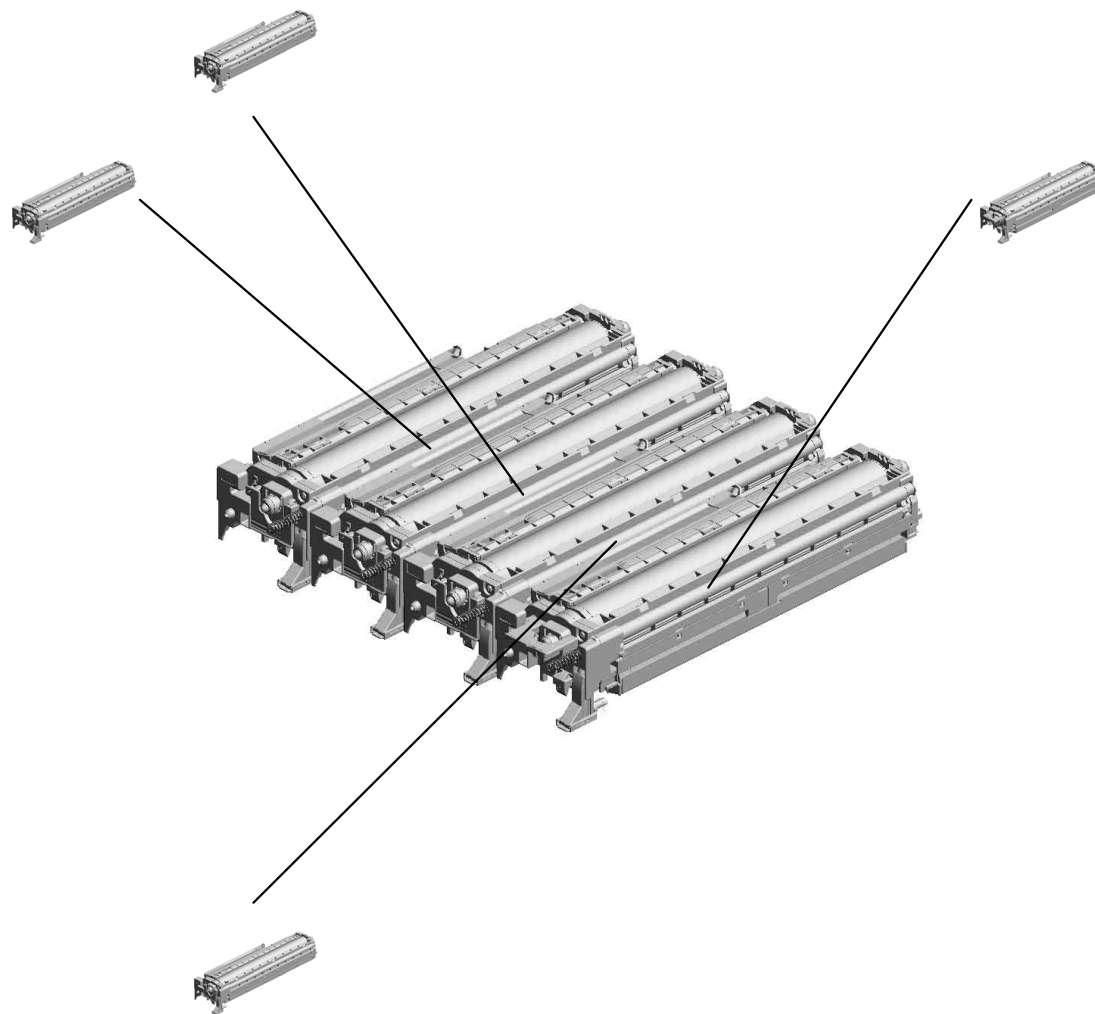
U016.PCDU

U016 S003
D1442217
PCU:M:ASS'Y

U016 S004
D1442219
PCU:Y:ASS'Y

U016 S001
D1442216
PCU:K:ASS'Y

U016 S002
D1442218
PCU:C:ASS'Y



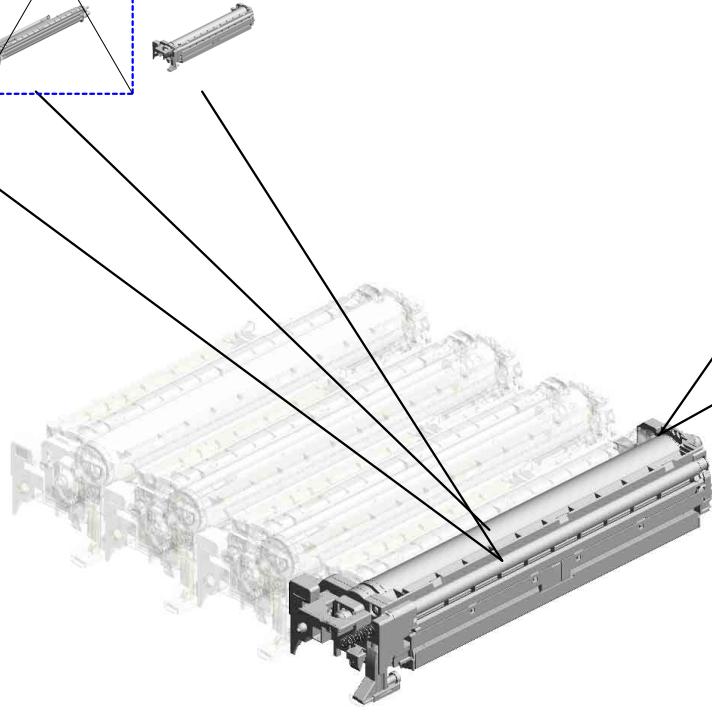

U001	U002	U003	U004	U005	U006	U007	U008	U009	U010	U011	U012	U013	U014	U015	U016	U017	U018	U019	U020	U021
------	------	------	------	------	------	------	------	------	------	------	------	------	------	------	------	------	------	------	------	------

U016
PCDU

~~21.D1447203~~
~~(RF):DEVELOPMENT UNIT:BK:ASS'Y~~
~~201612-04~~

7.D1442251
 PCU:BK:ASS'Y
 201307-06 X/O

~~20.D1447200~~
~~(RF):PROCESSES AROUND PHOTOCO
 NDUCTOR:BK:SERVICE PARTS~~
~~201612-02~~



1.07200040E
 RETAINING RING - M4



2.AA084000
 PLAIN SHAFT BEARING: DIA6



13.D1449640
 (x3)
 (-NA/-EU/-AA):DEVELOPER:K



14.D1449660
 (x3)
 (-NA/-EU/-AA):DEVELOPER:C




15.D1449670
 (x3)
 (-NA/-EU/-AA):DEVELOPER:M



16.D1449680
 (x3)
 (-NA/-EU/-AA):DEVELOPER:Y


U016_S001
PCU:K:ASS'Y

9.D1443001
DEVELOPMENT U
NIT:BK:ASS'Y
201306-01 O/O




3.D1442216
PCU:K:ASS'Y
201307-03 X/O

7.D1442251
PCU:BK:ASS'Y
201307-06 X/O



1.07200040E
RETAINING RING -
M4




2.AA084000
PLAIN SHAFT BEA
RING:DIA6



U001	U002	U003	U004	U005	U006	U007	U008	U009	U010	U011	U012	U013	U014	U015	U016	U017	U018	U019	U020	U021
------	------	------	------	------	------	------	------	------	------	------	------	------	------	------	------	------	------	------	------	------


U016_S002
PCU:C:ASS'Y

11.D1443003 8.D1442253
DEVELOPMENT UN PCU:COLLAR:ASS'
IT:C:ASS'Y Y
201307-04 X/O



5.D1442218
PCU:C:ASS'Y
201307-05 X/O

19.GA003032
DECAL - SHIELDIN
G PLATE C



1.07200040E
RETAINING RING -
M4




2.AA084000
PLAIN SHAFT BEA
RING:DIA6

U001	U002	U003	U004	U005	U006	U007	U008	U009	U010	U011	U012	U013	U014	U015	U016	U017	U018	U019	U020	U021
------	------	------	------	------	------	------	------	------	------	------	------	------	------	------	------	------	------	------	------	------


U016_S003
PCU:M:ASS'Y

10.D1443002 8.D1442253
DEVELOPMENT UN PCU:COLLAR:ASS'
IT:M:ASS'Y Y
201307-04 X/O



4.D1442217
PCU:M:ASS'Y
201210-02 O/O

18.GA003031
DECAL - SHIELDIN
G PLATE M



1.07200040E
RETAINING RING -
M4




2.AA084000
PLAIN SHAFT BEA
RING:DIA6

U001	U002	U003	U004	U005	U006	U007	U008	U009	U010	U011	U012	U013	U014	U015	U016	U017	U018	U019	U020	U021
------	------	------	------	------	------	------	------	------	------	------	------	------	------	------	------	------	------	------	------	------


U016_S004
PCU:Y:ASS'Y

12.D1443004 8.D1442253
DEVELOPMENT UN PCU:COLLAR:ASS'
IT:Y:ASS'Y Y
201307-04 X/O



6.D1442219
PCU:Y:ASS'Y
201307-02 X/O

17.GA003030
DECAL - SHIELDIN
G PLATE Y



1.07200040E
RETAINING RING -
M4

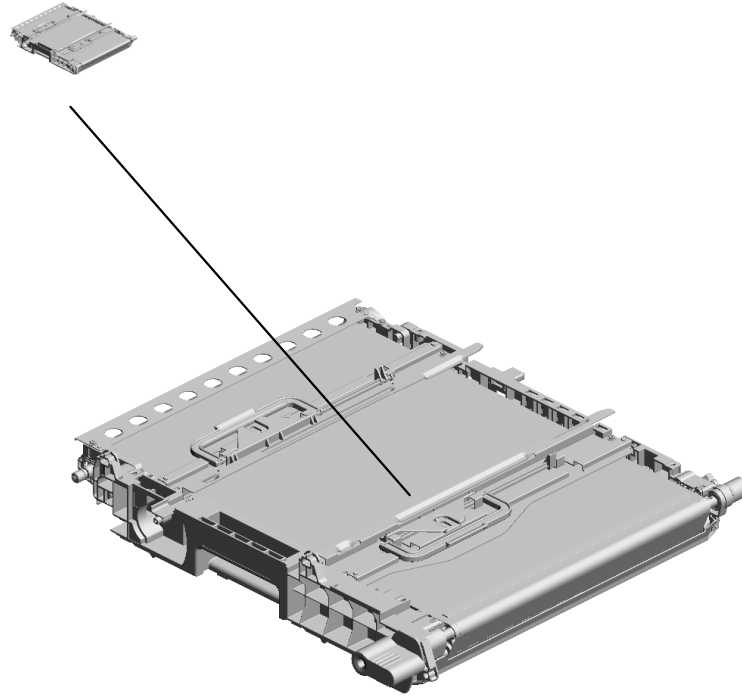


2.AA084000
PLAIN SHAFT BEA
RING:DIA6

U001	U002	U003	U004	U005	U006	U007	U008	U009	U010	U011	U012	U013	U014	U015	U016	U017	U018	U019	U020	U021
------	------	------	------	------	------	------	------	------	------	------	------	------	------	------	------	------	------	------	------	------


U017.ITB Unit

U017 S001
D1446012
TRANSFER UNIT:INTERMEDI
ATE TRANSFER:ASSY



U001	U002	U003	U004	U005	U006	U007	U008	U009	U010	U011	U012	U013	U014	U015	U016	U017	U018	U019	U020	U021
------	------	------	------	------	------	------	------	------	------	------	------	------	------	------	------	------	------	------	------	------


U017
ITB Unit



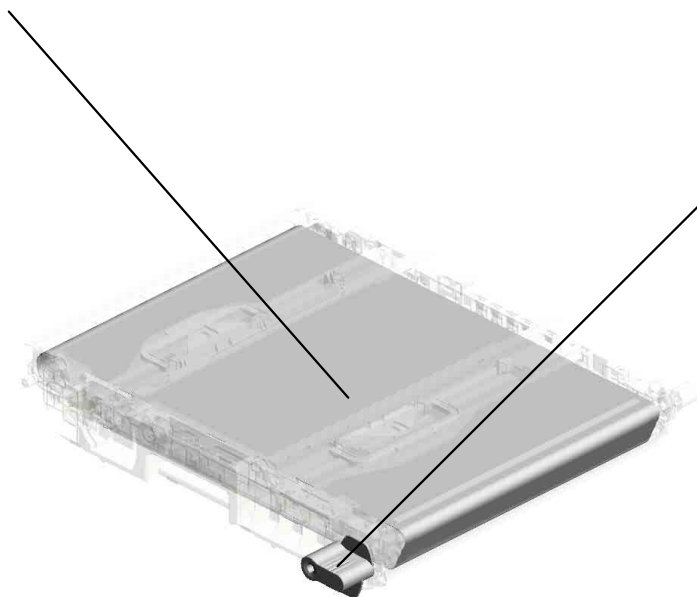
U001	U002	U003	U004	U005	U006	U007	U008	U009	U010	U011	U012	U013	U014	U015	U016	U017	U018	U019	U020	U021
------	------	------	------	------	------	------	------	------	------	------	------	------	------	------	------	------	------	------	------	------

U017_S001
TRANSFER UNIT:INTERMEDIATE TRANSFER:ASS'Y

2:D1446091
TRANSFER BELT:IN
:ASS'Y



1:D1446012
TRANSFER UNIT:IN
TERMEDIATE TR
ANSFER:ASS'Y
201306-03 X/O

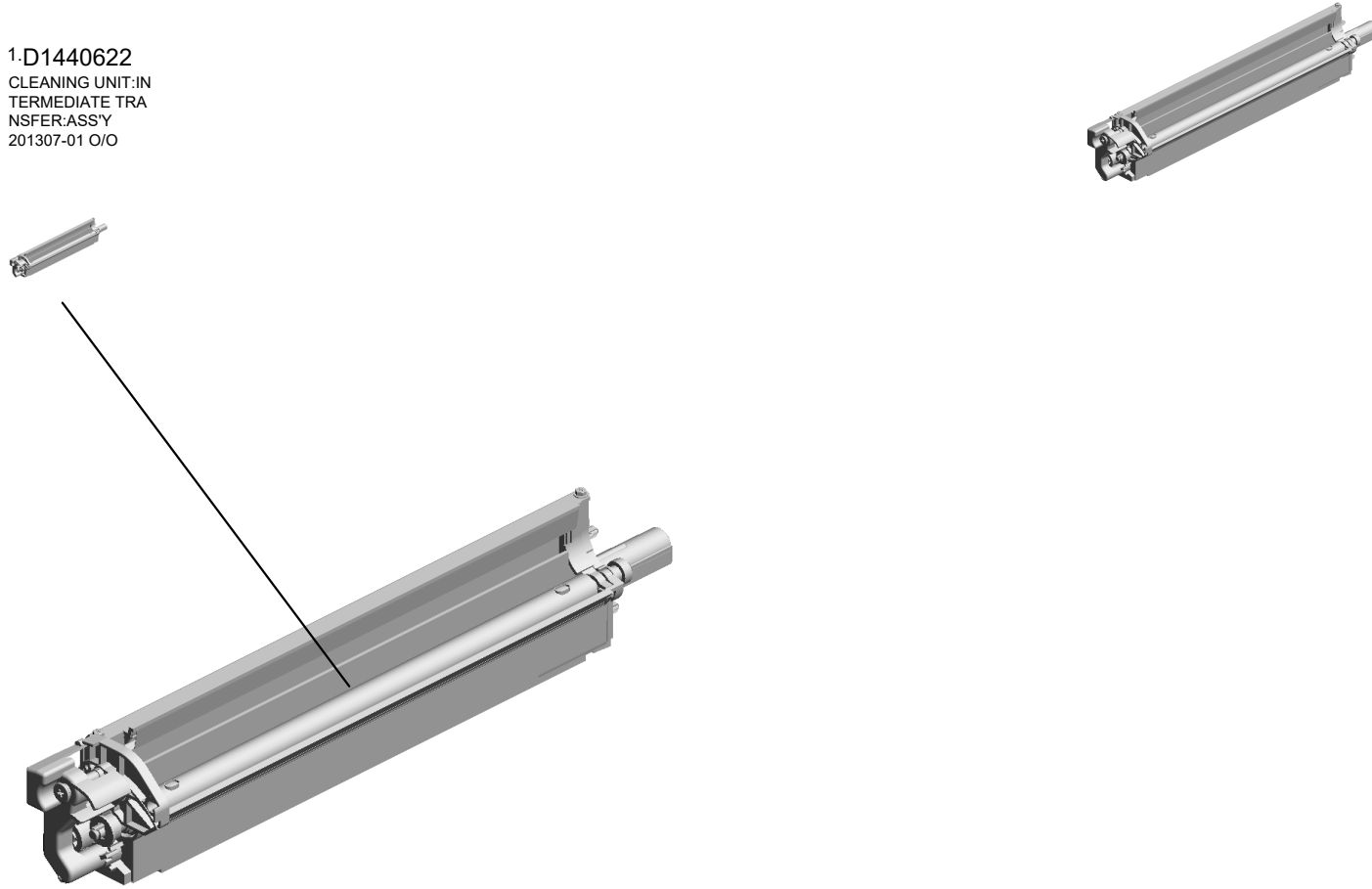


3:D1446109
LEVER:RIGHT:INT
ERMEDIATE TRAN
SFER

U001	U002	U003	U004	U005	U006	U007	U008	U009	U010	U011	U012	U013	U014	U015	U016	U017	U018	U019	U020	U021
------	------	------	------	------	------	------	------	------	------	------	------	------	------	------	------	------	------	------	------	------

U018
ITB Cleaning

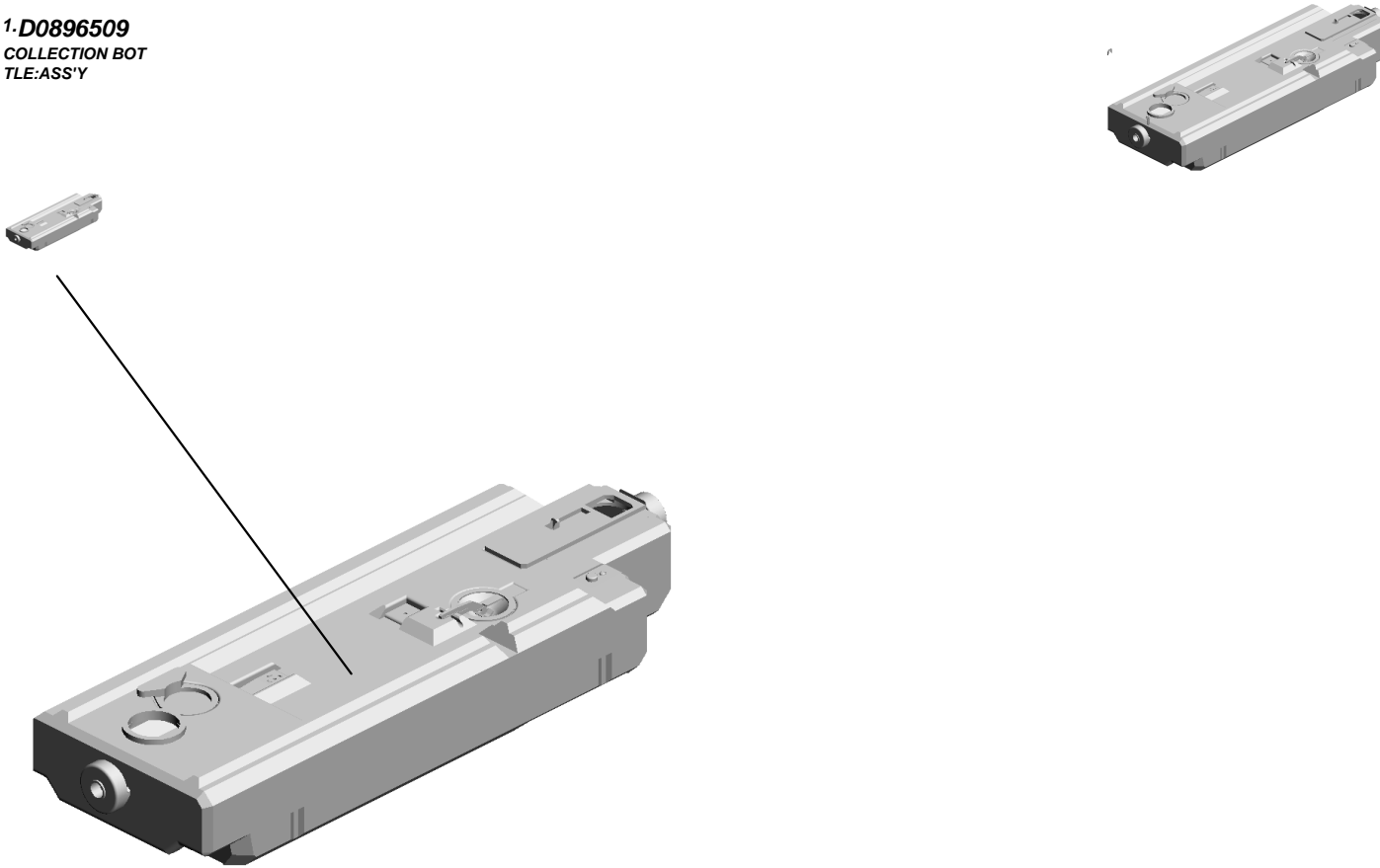
1.D1440622
CLEANING UNIT:IN
TERMEDIATE TRA
NSFER:ASS'Y
201307-01 O/O



U001	U002	U003	U004	U005	U006	U007	U008	U009	U010	U011	U012	U013	U014	U015	U016	U017	U018	U019	U020	U021
------	------	------	------	------	------	------	------	------	------	------	------	------	------	------	------	------	------	------	------	------

U019
Used Toner-1

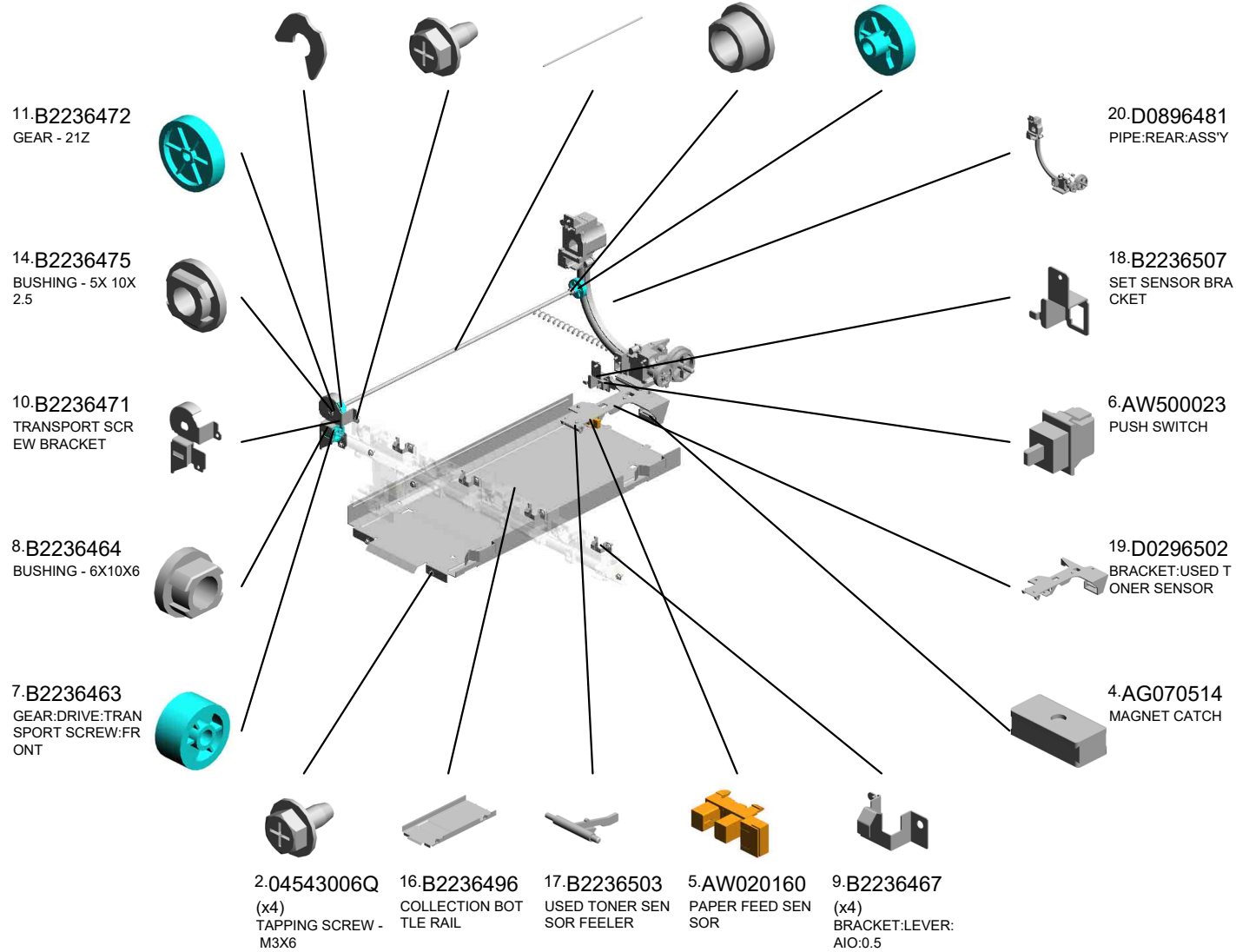
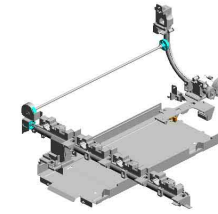
1-D0896509
COLLECTION BOT
TLE:ASS'Y



U001	U002	U003	U004	U005	U006	U007	U008	U009	U010	U011	U012	U013	U014	U015	U016	U017	U018	U019	U020	U021
------	------	------	------	------	------	------	------	------	------	------	------	------	------	------	------	------	------	------	------	------


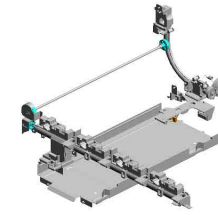
U020 Used Toner-2

- 3.08050089 RETAINING RING - M4
- 1.04513006N (x15) TAPPING SCREW - 3X6
- 12.B2236473 TRANSPORT SCR EW SHAFT
- 15.B2236476 (x2) BUSHING - DIA5
- 13.B2236474 GEAR - 29Z



U020
Used Toner-2

21.D0896540
PIPE:FRONT:ASSY



U001	U002	U003	U004	U005	U006	U007	U008	U009	U010	U011	U012	U013	U014	U015	U016	U017	U018	U019	U020	U021
------	------	------	------	------	------	------	------	------	------	------	------	------	------	------	------	------	------	------	------	------

U021.Fusing-1

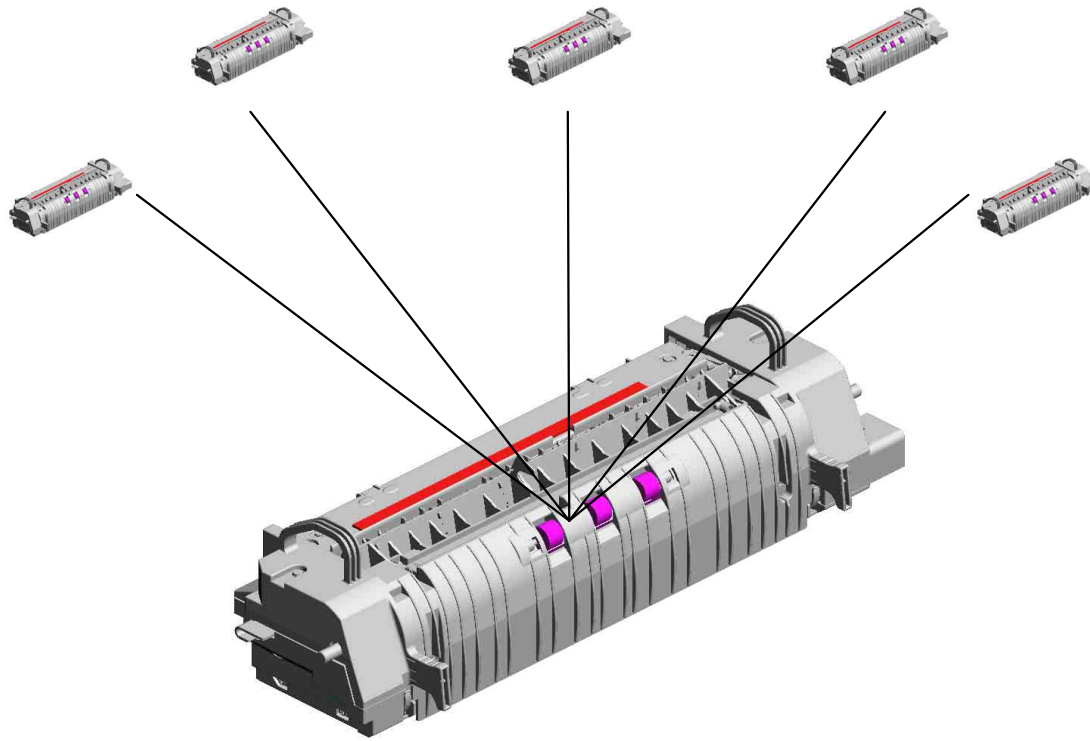
U021_S001
D1424252
(-NA):FUSING UNIT:MAINTEN
ANCE:ASS'Y

U021_S002
D1424004
(-EU/-AA/-CHN):FUSING UNIT
:EU:MAINTENANCE:ASS'Y

U021_S003
D1424004
(-EU/-AA/-CHN):FUSING UNIT
:EU:MAINTENANCE:ASS'Y

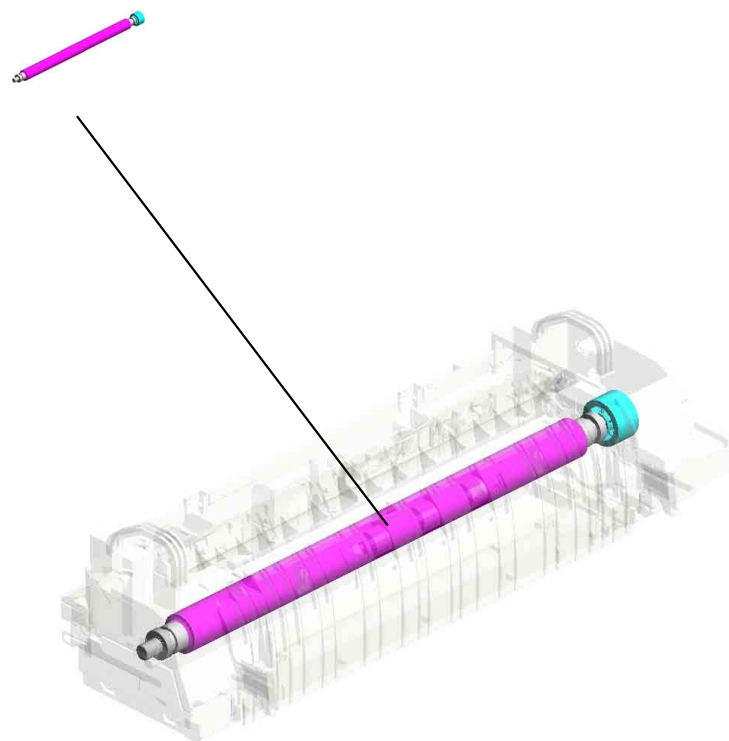
U021_S005
D1424254
(C3002-TWN):FUSING UNIT:
MAINTENANCE:ASS'Y

U021_S004
D1424004
(-EU/-AA/-CHN):FUSING UNIT
:EU:MAINTENANCE:ASS'Y



U021_S001.(-NA):FUSING UNIT:MAINTENANCE:ASS'Y

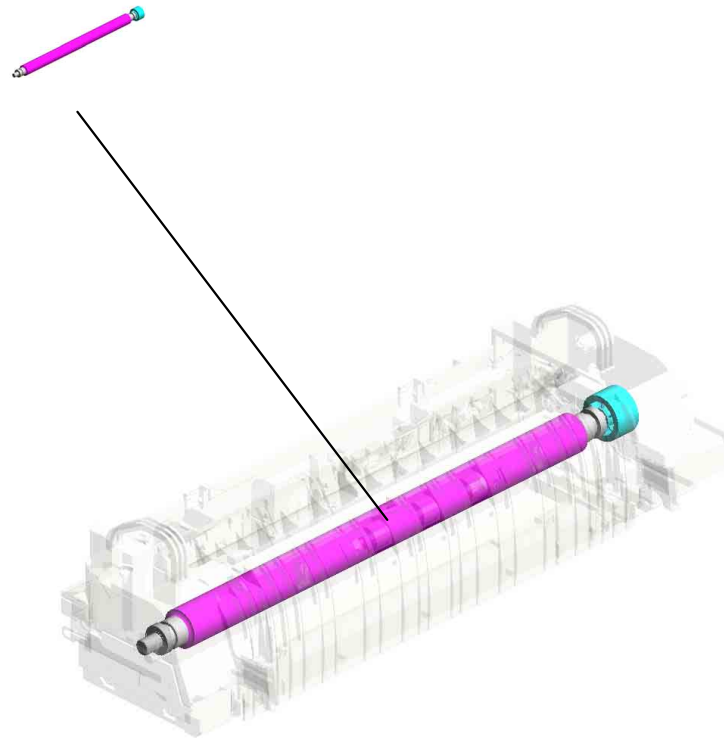
U021 S001 S001
D1444057
PRESSURE ROLLER:ASS'Y



U001	U002	U003	U004	U005	U006	U007	U008	U009	U010	U011	U012	U013	U014	U015	U016	U017	U018	U019	U020	U021
------	------	------	------	------	------	------	------	------	------	------	------	------	------	------	------	------	------	------	------	------

U021_S002.(-EU/-AA/-CHN):FUSING UNIT:EU:MAINTENANCE:ASS'Y

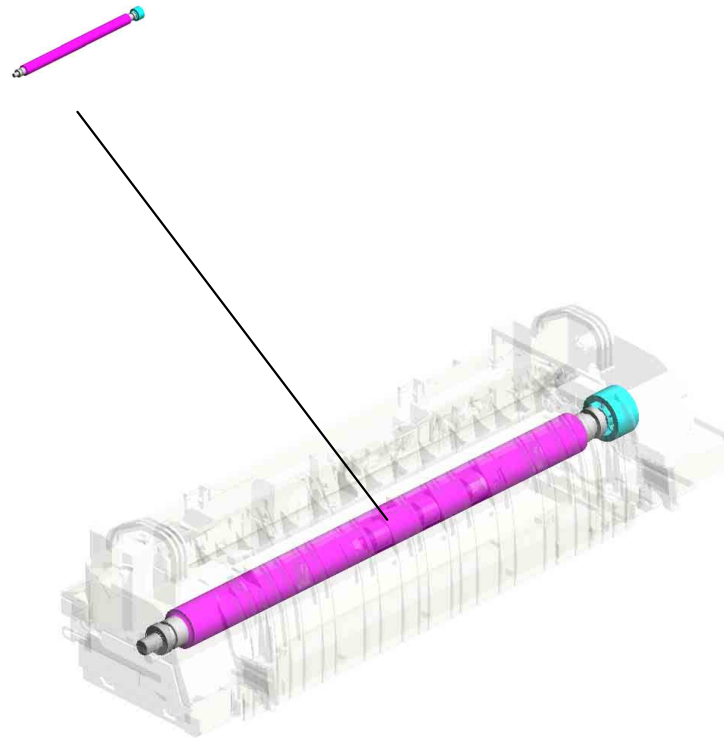
U021 S002 S001
D1444057
PRESSURE ROLLER:ASS'Y



U001	U002	U003	U004	U005	U006	U007	U008	U009	U010	U011	U012	U013	U014	U015	U016	U017	U018	U019	U020	U021
------	------	------	------	------	------	------	------	------	------	------	------	------	------	------	------	------	------	------	------	------

U021_S003.(-EU/-AA/-CHN):FUSING UNIT:EU:MAINTENANCE:ASS'Y

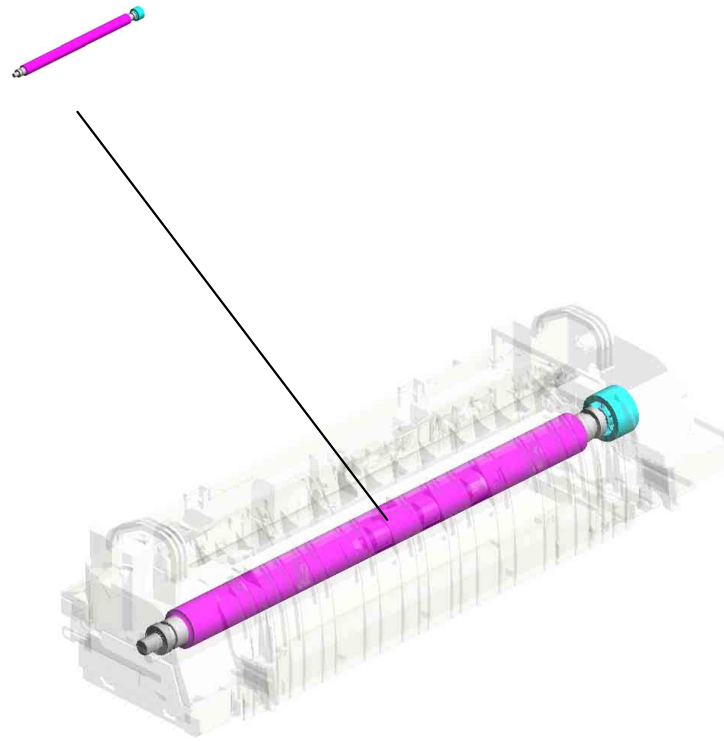
U021 S003 S001
D1444057
PRESSURE ROLLER:ASS'Y



U001	U002	U003	U004	U005	U006	U007	U008	U009	U010	U011	U012	U013	U014	U015	U016	U017	U018	U019	U020	U021
------	------	------	------	------	------	------	------	------	------	------	------	------	------	------	------	------	------	------	------	------

U021_S004.(-EU/-AA/-CHN):FUSING UNIT:EU:MAINTENANCE:ASS'Y

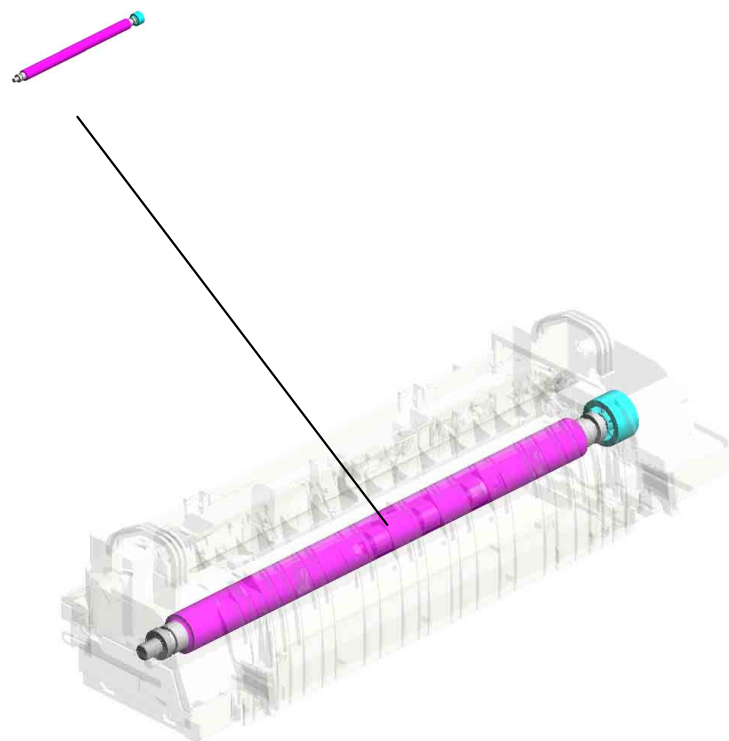
U021 S004 S001
D1444057
PRESSURE ROLLER:ASS'Y



U001	U002	U003	U004	U005	U006	U007	U008	U009	U010	U011	U012	U013	U014	U015	U016	U017	U018	U019	U020	U021
------	------	------	------	------	------	------	------	------	------	------	------	------	------	------	------	------	------	------	------	------


U021_S005.(C3002-TWN):FUSING UNIT:MAINTENANCE:ASS'Y

U021 S005 S001
D1444057
PRESSURE ROLLER:ASS'Y




U001	U002	U003	U004	U005	U006	U007	U008	U009	U010	U011	U012	U013	U014	U015	U016	U017	U018	U019	U020	U021
------	------	------	------	------	------	------	------	------	------	------	------	------	------	------	------	------	------	------	------	------

U021
Fusing-1

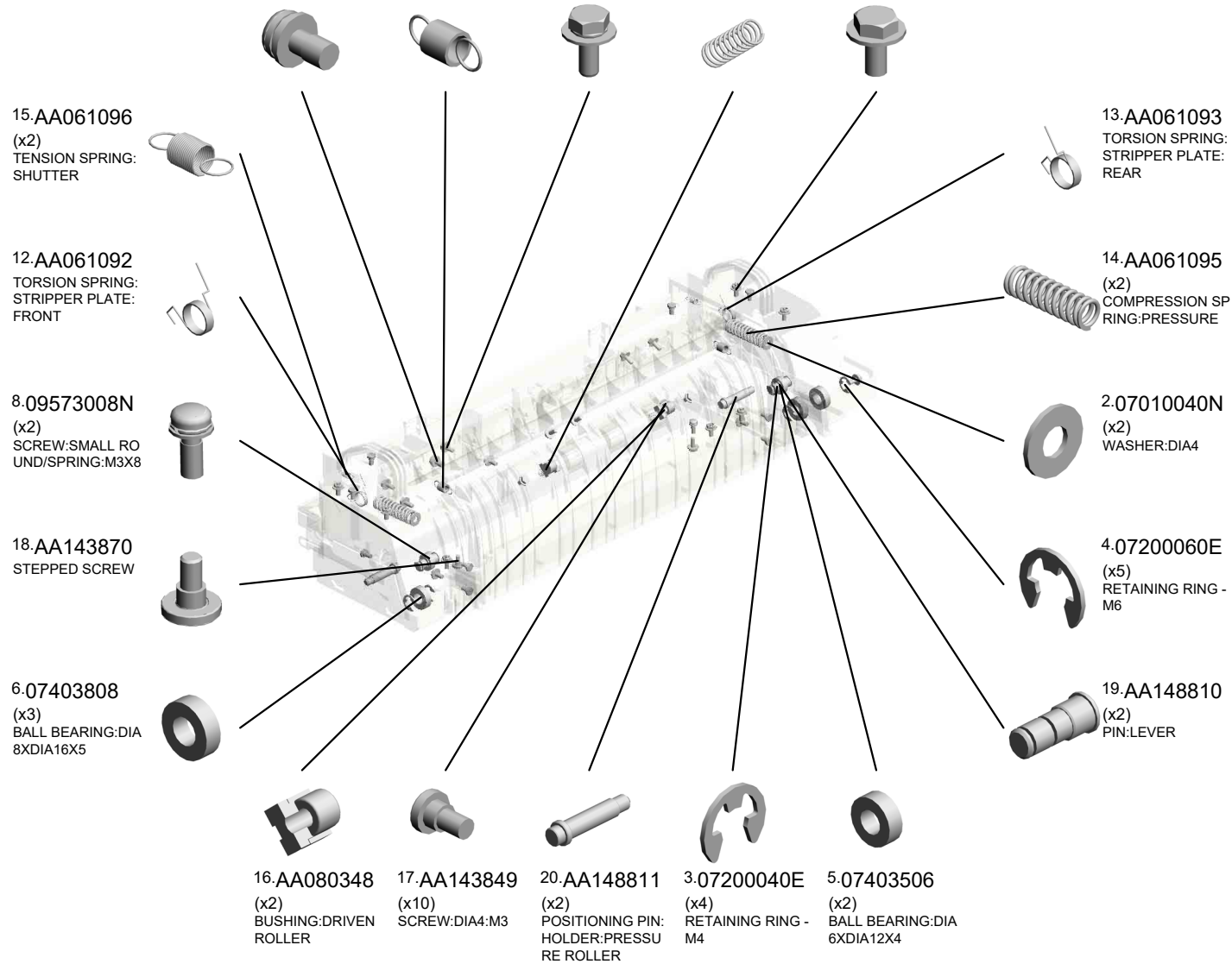


U021_S001
(-NA):FUSING UNIT:MAINTENANCE:ASS'Y

- 9.09574008N SCREW:SMALL ROUND/SPRING:M4X8
- 10.AA060989 (x2) SPRING:FUSING EXIT:PRESSURE
- 7.08046123 (x10) HEXAGONAL BOLT:W/WASHER:M3X8
- 11.AA061026 (x2) COMPRESSION SPRING:DRIVEN ROLLER
- 1.03603006N (x11) SCREW - M3X6




79.D1424252
[A]
(-NA):FUSING UNIT:MAINTENANCE:ASS'Y
201607-01 O/O

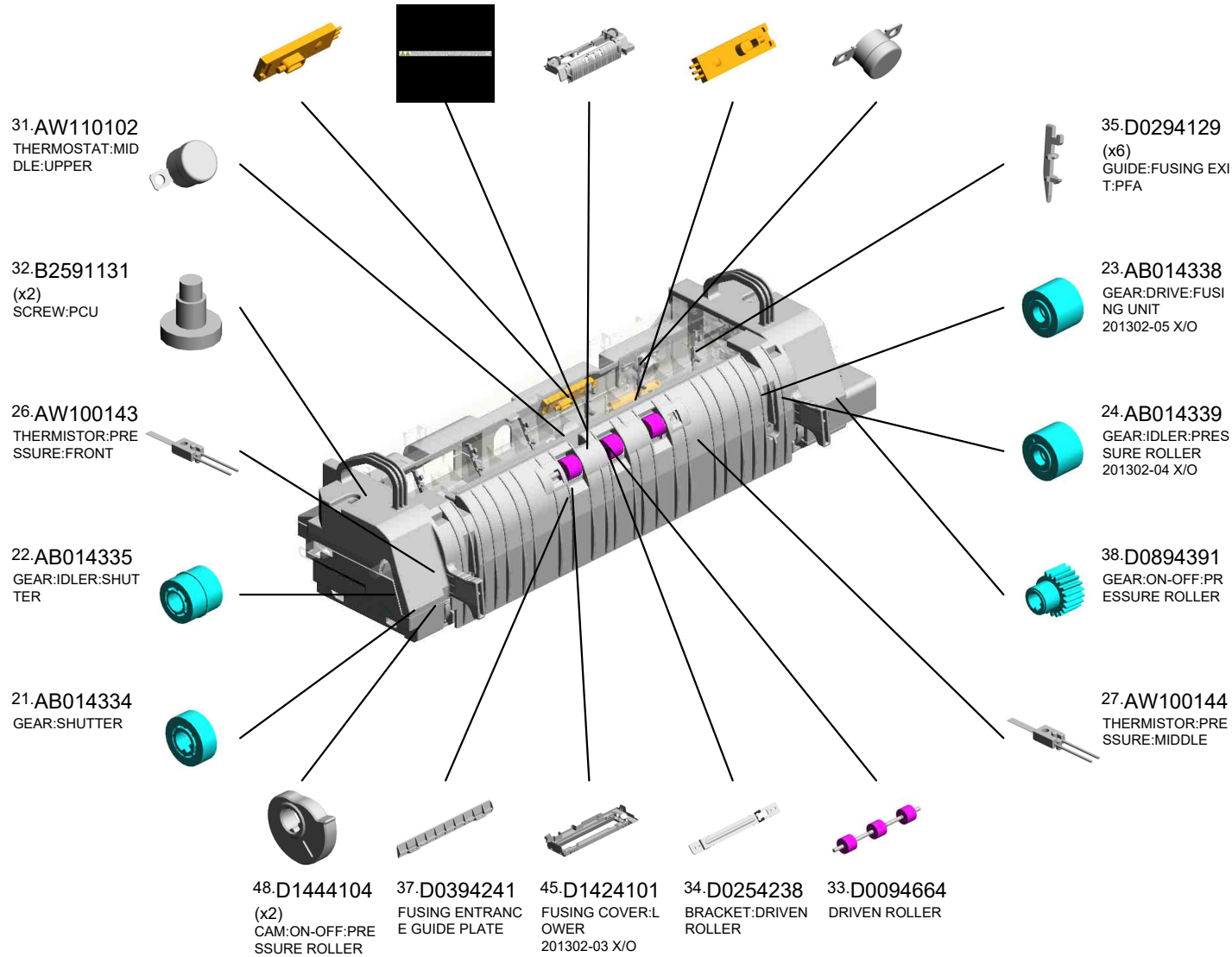


U021_S001
(-NA):FUSING UNIT:MAINTENANCE:ASS'Y

- 28.AW100185 TEMPERATURE SENSOR:NC-FP:MIDDLE 201705-01 O/O
- 36.D0294163 DECAL:WARNING (HIGH TEMPERATURE):FUSING:1
- 47.D1444103 FUSING COVER:UPPER
- 29.AW100186 TEMPERATURE SENSOR:NC-FP:REAR 201705-02 O/O
- 30.AW110101 THERMOSTAT:LOW




79.D1424252
[A]
(-NA):FUSING UNIT:MAINTENANCE:ASS'Y
201607-01 O/O

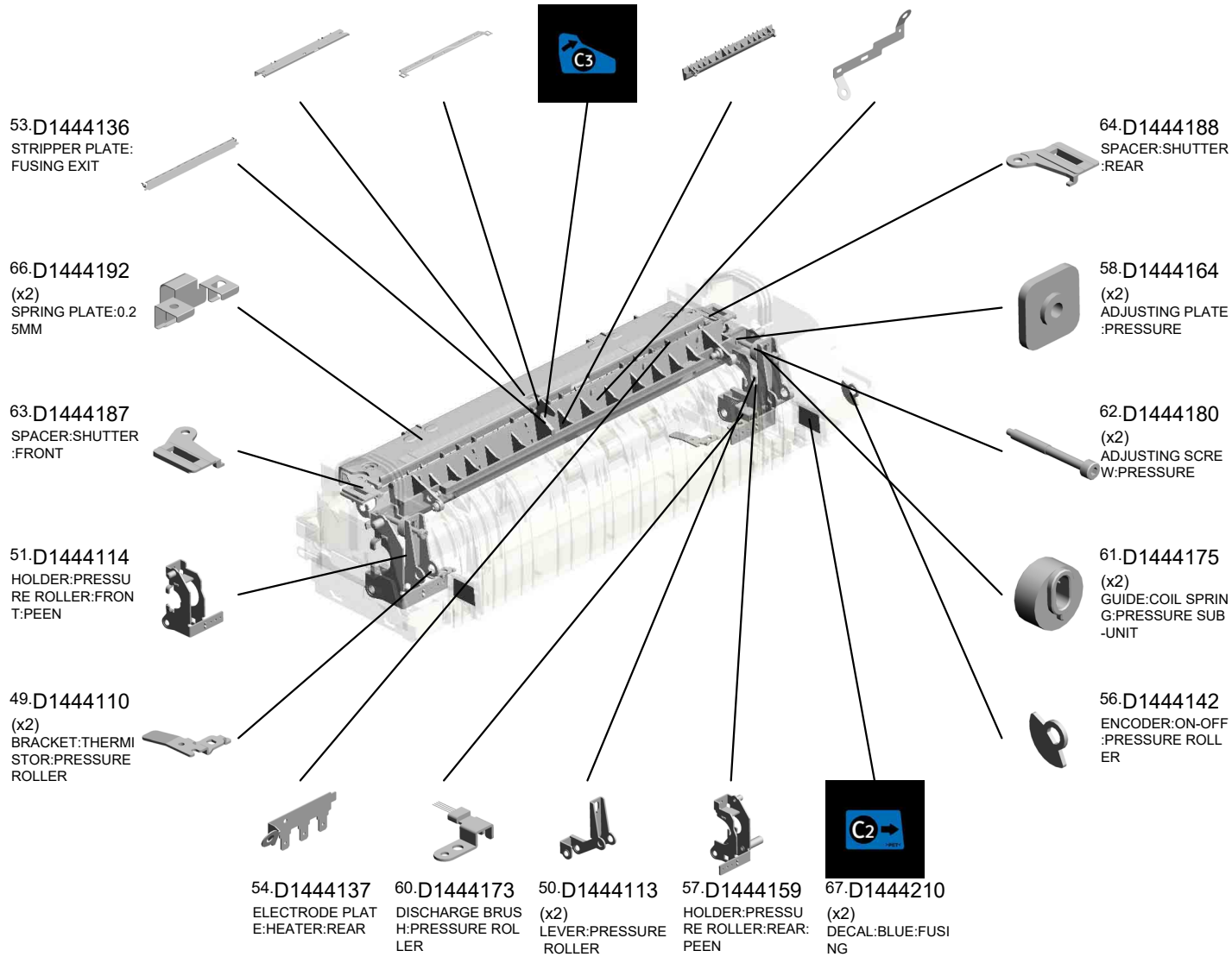


U021_S001
(-NA):FUSING UNIT:MAINTENANCE:ASS'Y

- 52.D1444134 GUIDE PLATE:FUSING EXIT:LEFT
- 65.D1444191 PLATE:SHUTTER
- 68.D1444211 SHEET:LEVER
- 59.D1444170 GUIDE PLATE:FUSING EXIT:RIGHT
- 55.D1444138 ELECTRODE PLATE:CONNECTING:THERMOSTAT




79.D1424252
[A]
(-NA):FUSING UNIT:MAINTENANCE:ASS'Y
201607-01 O/O




U021_S001
 (-NA):FUSING UNIT:MAINTENANCE:ASS'Y

72.D1444299 GUIDE:HARNESS:FUSING
 201209-01 X/O
 70.D1444222 DECAL:H-TEMP WARNING:FUSING:2
 80.D1424272 (-NA):SLEEVE:FUSING:ACCESSORY
 201608-01 O/O



79.D1424252 [A]
 (-NA):FUSING UNIT:MAINTENANCE:ASS'Y
 201607-01 O/O

77.D1444117 POSITIONING PLATE:FUSING UNIT:FRONT



78.D1444125 POSITIONING PLATE:FUSING UNIT:REAR



69.D1444219 (x2) PROOFING MATERIAL:FUSING COVER:LOWER





71.D1444225 SHAFT:ON-OFF:PRESSURE ROLLER



D1424003 [A]
 (-NA):FUSING UNIT:MAINTENANCE:ASS'Y
 201607-01 O/O

U021_S001_S001
PRESSURE ROLLER:ASS'Y

25.AB014340
GEAR:PRESSURE
ROLLER
201302-01 X/O




46.D1444057
PRESSURE ROLLER:
ASS'Y

U001	U002	U003	U004	U005	U006	U007	U008	U009	U010	U011	U012	U013	U014	U015	U016	U017	U018	U019	U020	U021
------	------	------	------	------	------	------	------	------	------	------	------	------	------	------	------	------	------	------	------	------

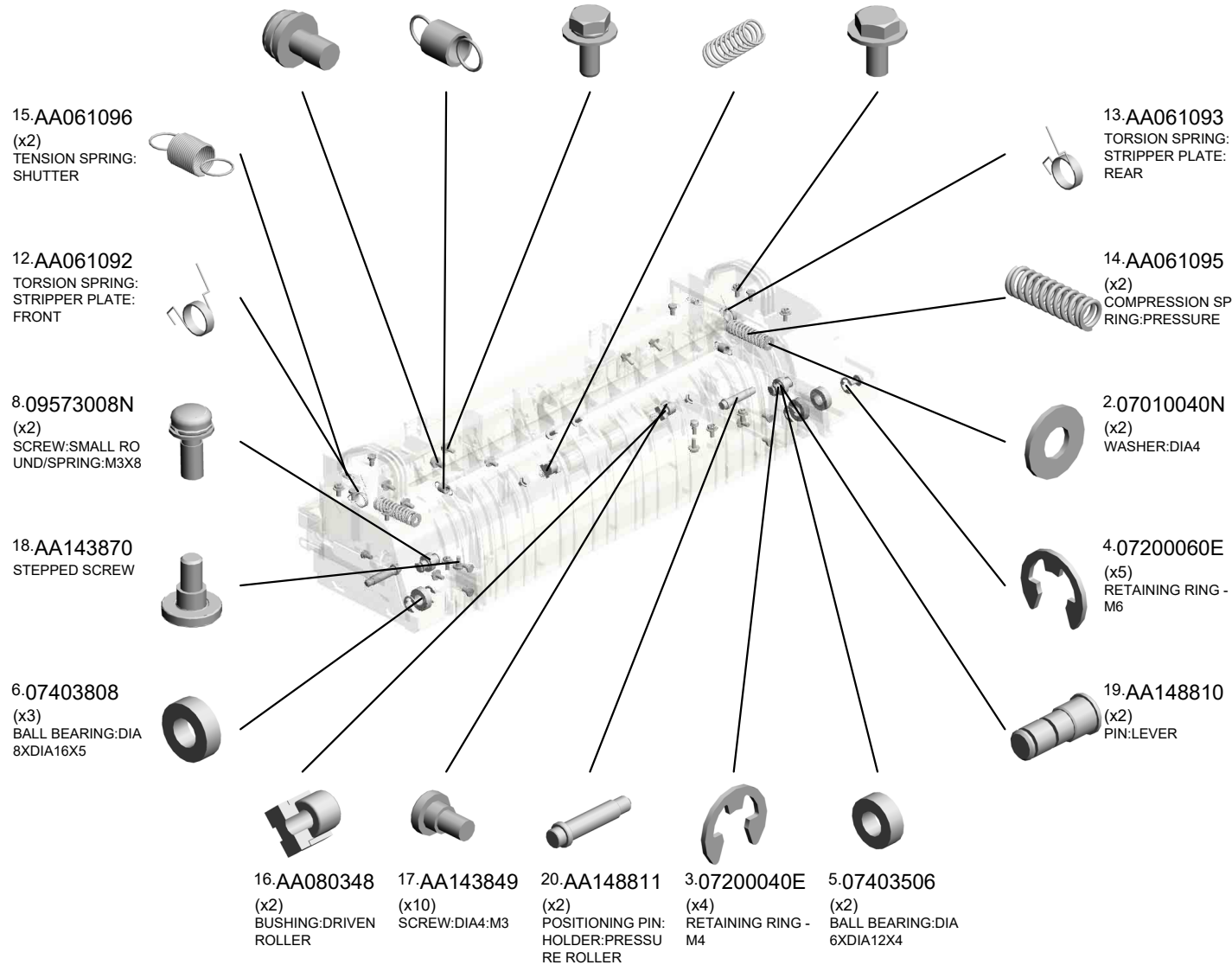
U021_S002

(-EU/-AA/-CHN):FUSING UNIT:EU:MAINTENANCE:ASS'Y

- 9.09574008N SCREW:SMALL ROUND/SPRING:M4X8
- 10.AA060989 (x2) SPRING:FUSING EXIT:PRESSURE
- 7.08046123 (x10) HEXAGONAL BOLT:W/WASHER:M3X8
- 11.AA061026 (x2) COMPRESSION SPRING:DRIVEN ROLLER
- 1.03603006N (x11) SCREW - M3X6




40.D1424004
 [A]
 (-EU/-AA/-CHN):FUSING UNIT:EU:MAINTENANCE:ASS'Y
 201501-02 X/O



U021_S002

(-EU/-AA/-CHN):FUSING UNIT:EU:MAINTENANCE:ASS'Y

- 28.AW100185 TEMPERATURE SENSOR:NC-FP:MIDDLE 201705-01 O/O
- 36.D0294163 DECAL:WARNING (HIGH TEMPERATURE):FUSING:1
- 47.D1444103 FUSING COVER:UPPER
- 29.AW100186 TEMPERATURE SENSOR:NC-FP:REAR 201705-02 O/O
- 30.AW110101 THERMOSTAT:LOWER



- 40.D1424004 (-EU/-AA/-CHN):FUSING UNIT:EU:MAINTENANCE:ASSY 201501-02 X/O

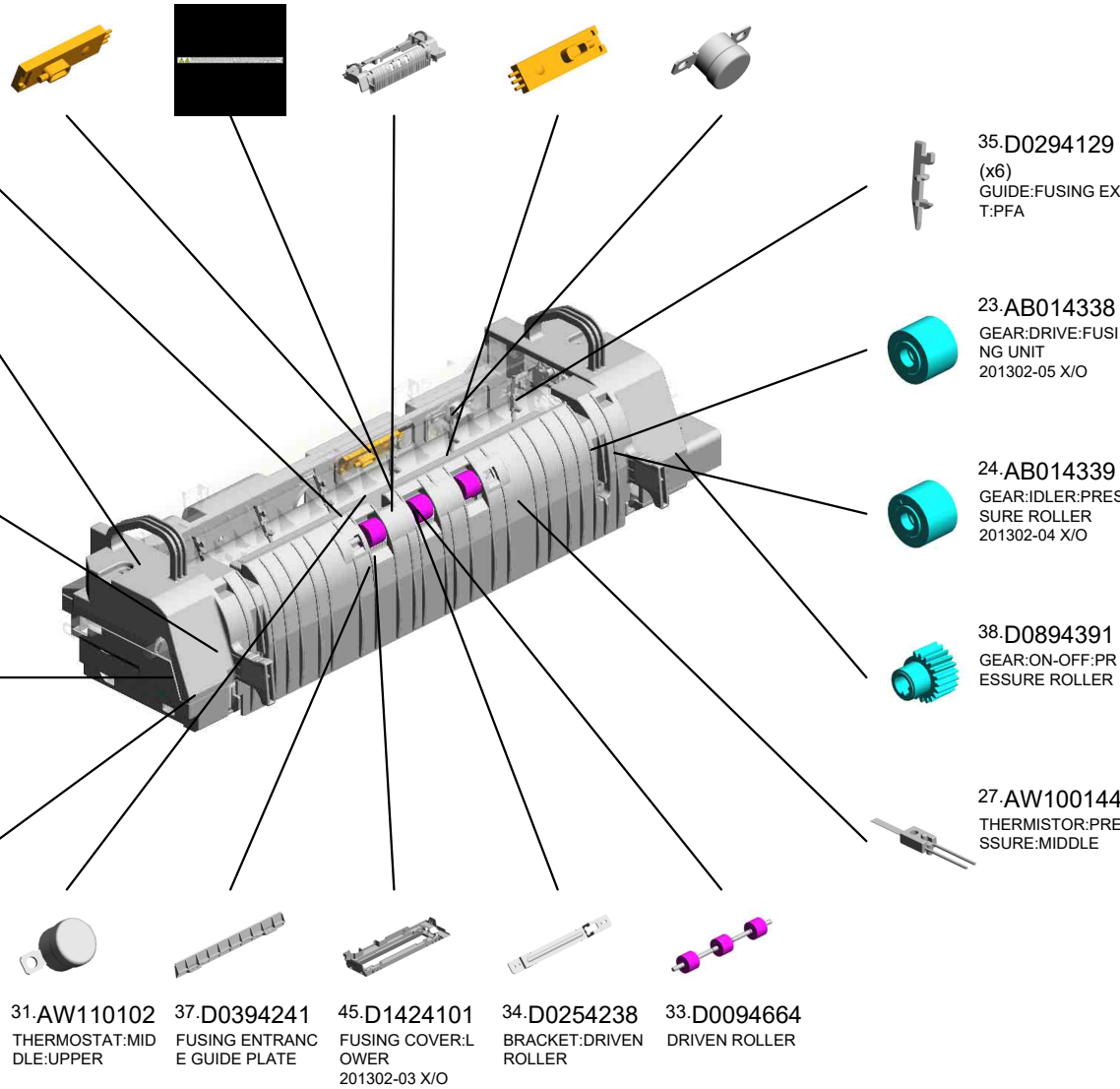
- 43.D1424273 (-EU):SLEEVE:FUSING:ACCESSORY 201606-01 X/O

- 32.B2591131 (x2) SCREW:PCU

- 26.AW100143 THERMISTOR:PRESSURE:FRONT

- 22.AB014335 GEAR:IDLER:SHUTTER

- 21.AB014334 GEAR:SHUTTER



- 31.AW110102 THERMOSTAT:MIDDLE:UPPER
- 37.D0394241 FUSING ENTRANCE GUIDE PLATE
- 45.D1424101 FUSING COVER:LOWER 201302-03 X/O
- 34.D0254238 BRACKET:DRIVEN ROLLER
- 33.D0094664 DRIVEN ROLLER

- 35.D0294129 (x6) GUIDE:FUSING EXIT:PFA

- 23.AB014338 GEAR:DRIVE:FUSING UNIT 201302-05 X/O

- 24.AB014339 GEAR:IDLER:PRESSURE ROLLER 201302-04 X/O


- 38.D0894391 GEAR:ON-OFF:PRESSURE ROLLER

- 27.AW100144 THERMISTOR:PRESSURE:MIDDLE

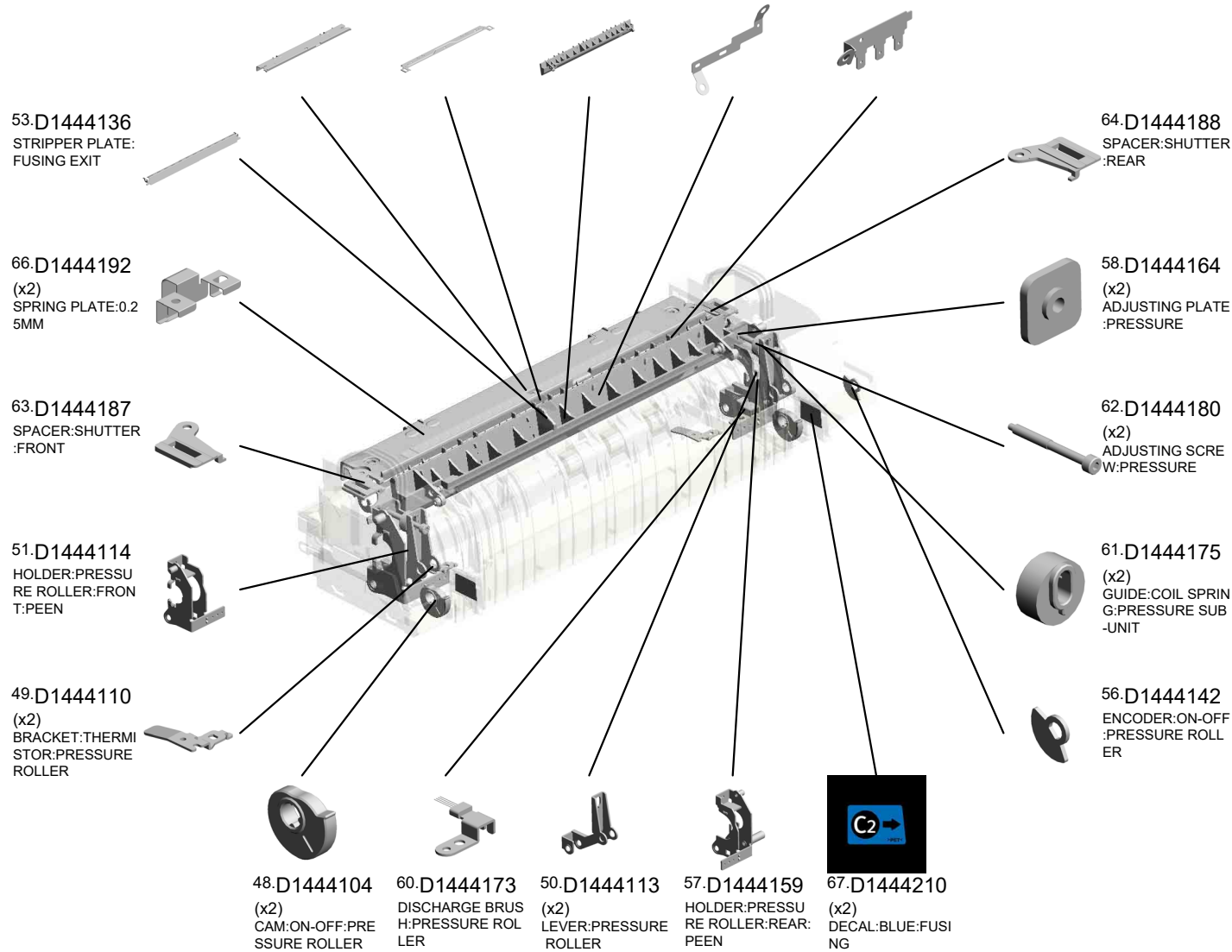
U021_S002

(-EU/-AA/-CHN):FUSING UNIT:EU:MAINTENANCE:ASS'Y

- 52.D1444134 GUIDE PLATE:FUSING EXIT:LEFT
- 65.D1444191 PLATE:SHUTTER
- 59.D1444170 GUIDE PLATE:FUSING EXIT:RIGHT
- 55.D1444138 ELECTRODE PLATE:CONNECTING:THERMOSTAT
- 54.D1444137 ELECTRODE PLATE:HEATER:REAR




40.D1424004
 [A]
 (-EU/-AA/-CHN):FUSING UNIT:EU:MAINTENANCE:ASS'Y
 201501-02 X/O



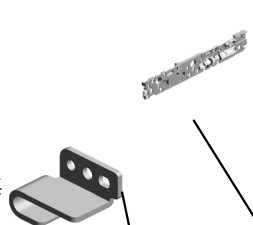
U021_S002
 (-EU/-AA/-CHN):FUSING UNIT:EU:MAINTENANCE:ASS'Y

72.D1444299 70.D1444222 68.D1444211
 GUIDE:HARNESS:F USING DECAL:H-TEMP W ARNING:FUSING:2 SHEET:LEVER



40.D1424004
 [A]
 (-EU/-AA/-CHN):FU
 SING UNIT:EU:MAI
 NTENANCE:ASS'Y
 201501-02 X/O

77.D1444117
 POSITIONING PLA
 TE:FUSING UNIT:F
 RONT



78.D1444125
 POSITIONING PLA
 TE:FUSING UNIT:R
 EAR



69.D1444219
 (x2)
 PROOFING MATER
 IAL:FUSING COVE
 R:LOWER





71.D1444225
 SHAFT:ON-OFF:PR
 ESSURE ROLLER



D1424011
 [A]
 (-EU/-AA/-CHN):FU
 SING UNIT:MAINTEN
 ANCE:ASS'Y
 201501-02 X/O

U021_S002_S001
PRESSURE ROLLER:ASS'Y

25.AB014340
GEAR:PRESSURE
ROLLER
201302-01 X/O




46.D1444057
PRESSURE ROLLE
R:ASS'Y

U001	U002	U003	U004	U005	U006	U007	U008	U009	U010	U011	U012	U013	U014	U015	U016	U017	U018	U019	U020	U021
------	------	------	------	------	------	------	------	------	------	------	------	------	------	------	------	------	------	------	------	------

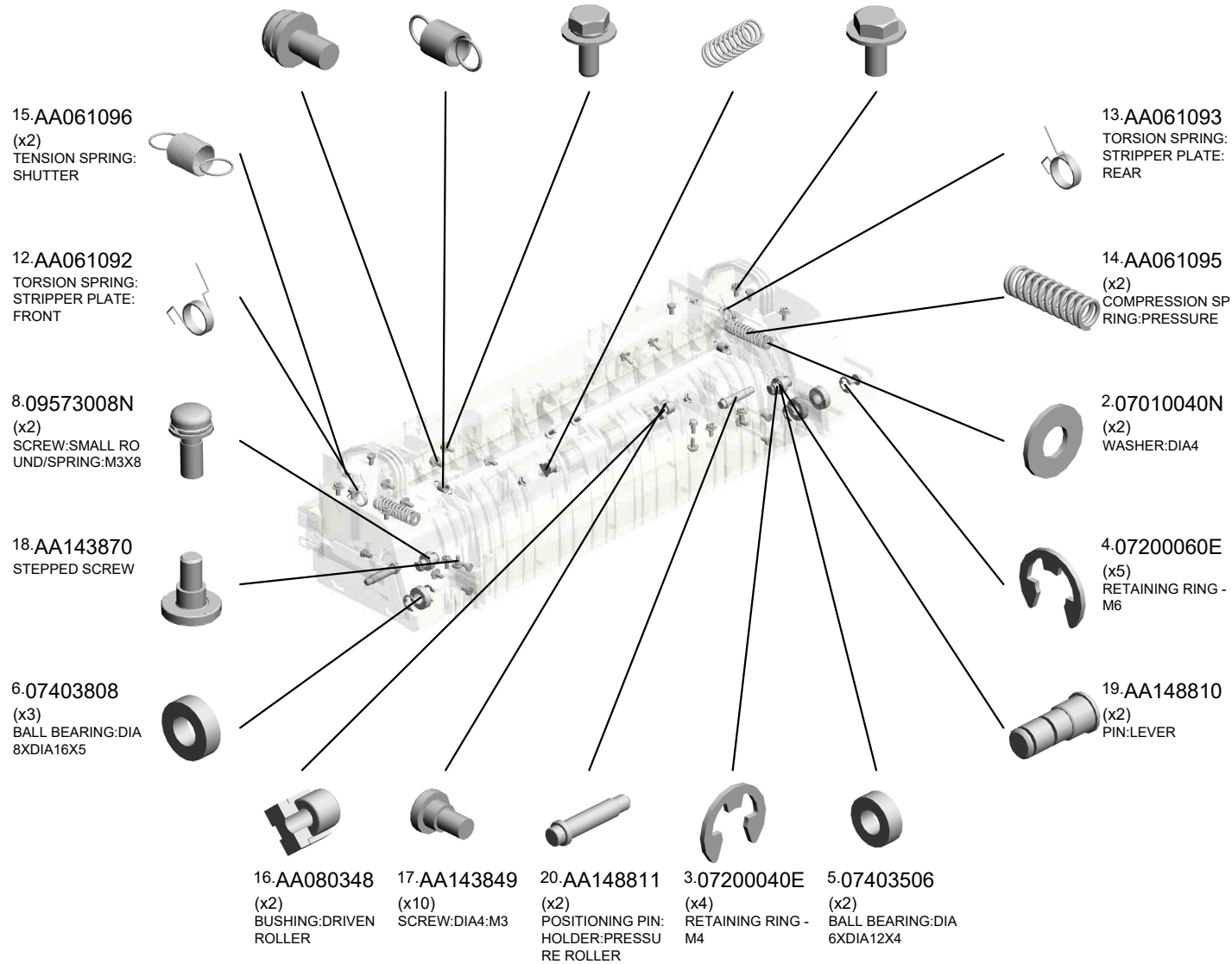
U021_S003

(-EU/-AA/-CHN):FUSING UNIT:EU:MAINTENANCE:ASS'Y

- 9.09574008N SCREW:SMALL ROUND/SPRING:M4X8
- 10.AA060989 (x2) SPRING:FUSING EXIT:PRESSURE
- 7.08046123 (x10) HEXAGONAL BOLT :W/WASHER:M3X8
- 11.AA061026 (x2) COMPRESSION SPRING:DRIVEN ROLLER
- 1.03603006N (x11) SCREW - M3X6




40.D1424004
 [A]
 (-EU/-AA/-CHN):FUSING UNIT:EU:MAINTENANCE:ASS'Y
 201501-02 X/O

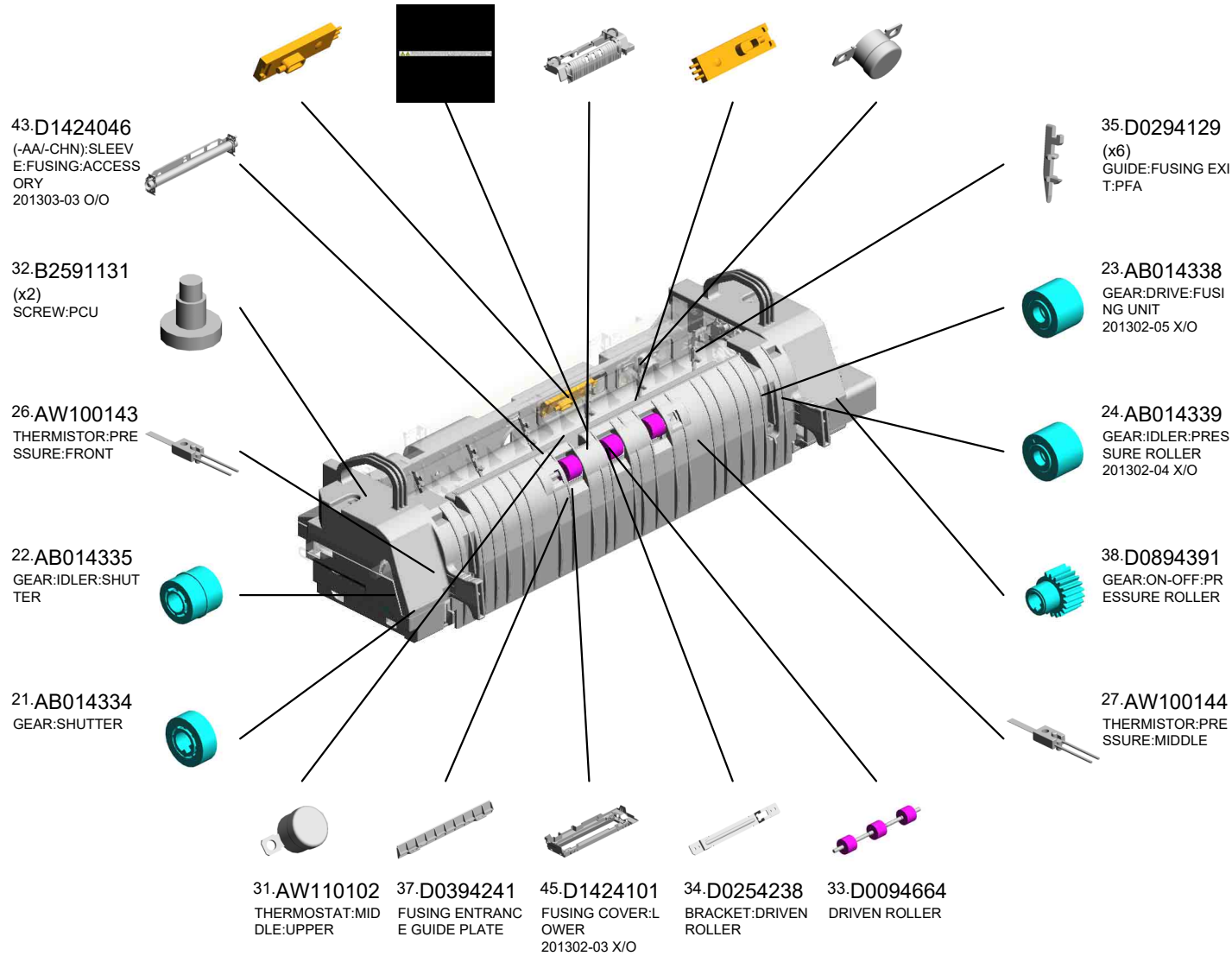


U021_S003
 (-EU/-AA/-CHN):FUSING UNIT:EU:MAINTENANCE:ASS'Y

- 28.AW100185 TEMPERATURE SENSOR:NC-FP:MIDDLE 201705-01 O/O
- 36.D0294163 DECAL:WARNING (HIGH TEMPERATURE):FUSING:1
- 47.D1444103 FUSING COVER:UPPER
- 29.AW100186 TEMPERATURE SENSOR:NC-FP:REAR 201705-02 O/O
- 30.AW110101 THERMOSTAT:LOWER




- 40.D1424004 (-EU/-AA/-CHN):FUSING UNIT:EU:MAINTENANCE:ASSY 201501-02 X/O

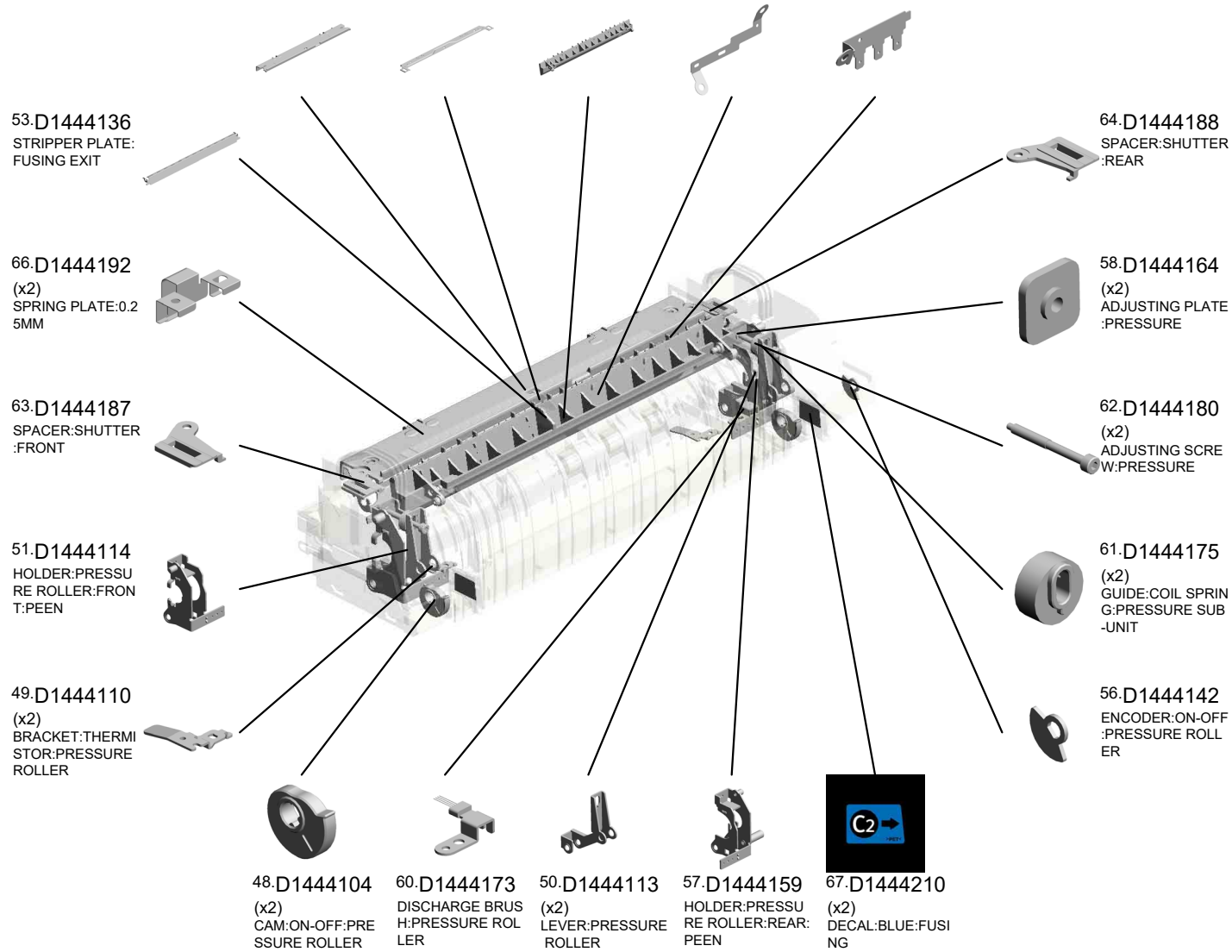


U021_S003
 (-EU/-AA/-CHN):FUSING UNIT:EU:MAINTENANCE:ASS'Y

- 52.D1444134 GUIDE PLATE:FUSING EXIT:LEFT
- 65.D1444191 PLATE:SHUTTER
- 59.D1444170 GUIDE PLATE:FUSING EXIT:RIGHT
- 55.D1444138 ELECTRODE PLATE:CONNECTING:THERMOSTAT
- 54.D1444137 ELECTRODE PLATE:HEATER:REAR




40.D1424004
 [A]
 (-EU/-AA/-CHN):FUSING UNIT:EU:MAINTENANCE:ASS'Y
 201501-02 X/O



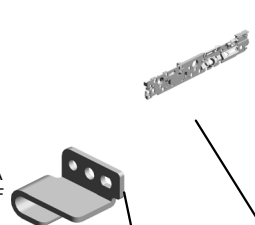
U021_S003
 (-EU/-AA/-CHN):FUSING UNIT:EU:MAINTENANCE:ASS'Y

72.D1444299 70.D1444222 68.D1444211
 GUIDE:HARNESS:F USING DECAL:H-TEMP W ARNING:FUSING:2 SHEET:LEVER



40.D1424004
 [A]
 (-EU/-AA/-CHN):FU
 SING UNIT:EU:MAI
 NTENANCE:ASS'Y
 201501-02 X/O

77.D1444117
 POSITIONING PLA
 TE:FUSING UNIT:F
 RONT



78.D1444125
 POSITIONING PLA
 TE:FUSING UNIT:R
 EAR



69.D1444219
 (x2)
 PROOFING MATER
 IAL:FUSING COVE
 R:LOWER




71.D1444225
 SHAFT:ON-OFF:PR
 ESSURE ROLLER



D1424011
 [A]
 (-EU/-AA/-CHN):FU
 SING UNIT:MAINTEN
 ANCE:ASS'Y
 201501-02 X/O

U021_S003_S001
PRESSURE ROLLER:ASS'Y


25.AB014340
GEAR:PRESSURE
ROLLER
201302-01 X/O



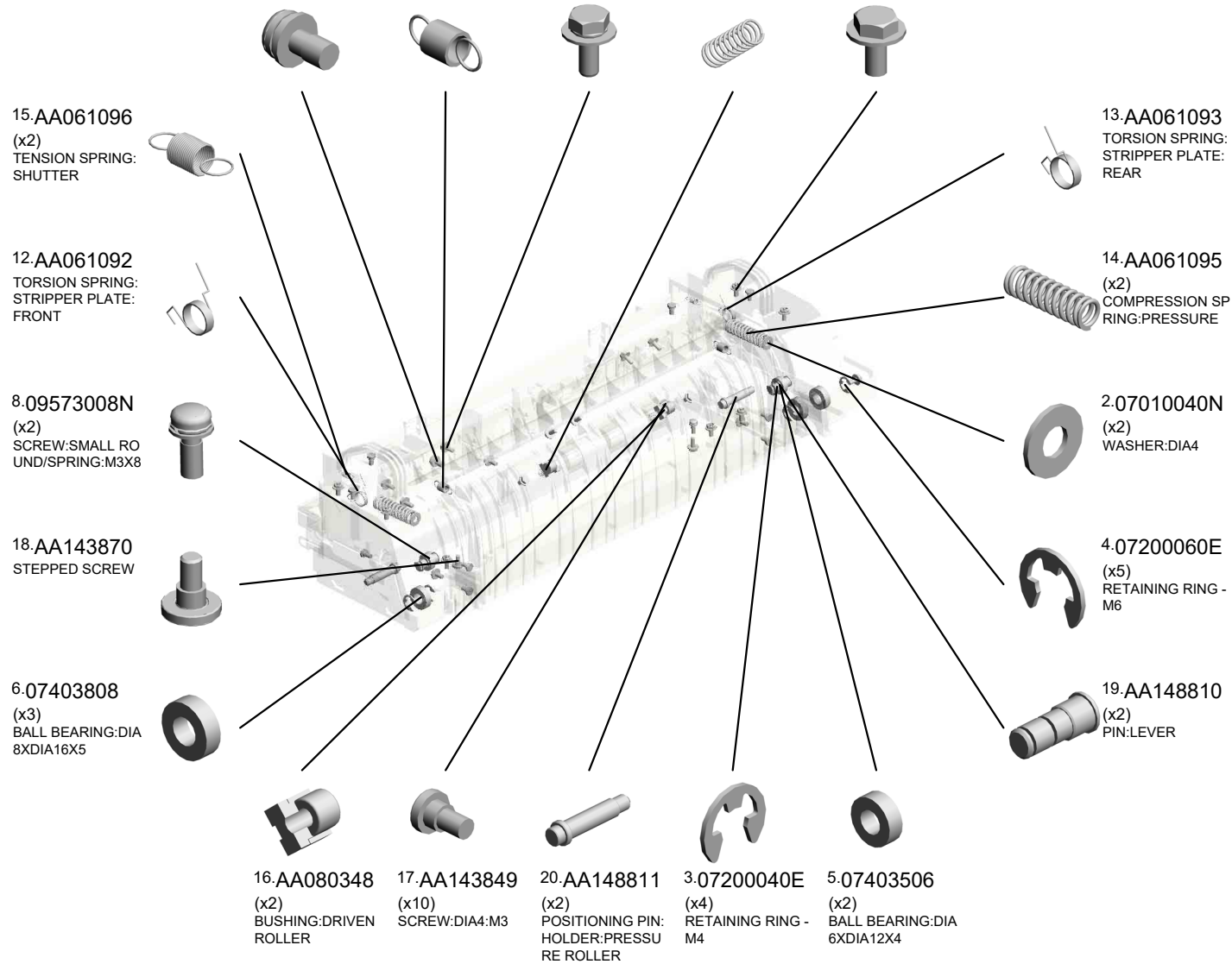
U001	U002	U003	U004	U005	U006	U007	U008	U009	U010	U011	U012	U013	U014	U015	U016	U017	U018	U019	U020	U021
------	------	------	------	------	------	------	------	------	------	------	------	------	------	------	------	------	------	------	------	------

U021_S004
 (-EU/-AA/-CHN):FUSING UNIT:EU:MAINTENANCE:ASS'Y

- 9.09574008N SCREW:SMALL ROUND/SPRING:M4X8
- 10.AA060989 (x2) SPRING:FUSING EXIT:PRESSURE
- 7.08046123 (x10) HEXAGONAL BOLT:W/WASHER:M3X8
- 11.AA061026 (x2) COMPRESSION SPRING:DRIVEN ROLLER
- 1.03603006N (x11) SCREW - M3X6




40.D1424004
 [A]
 (-EU/-AA/-CHN):FUSING UNIT:EU:MAINTENANCE:ASS'Y
 201501-02 X/O

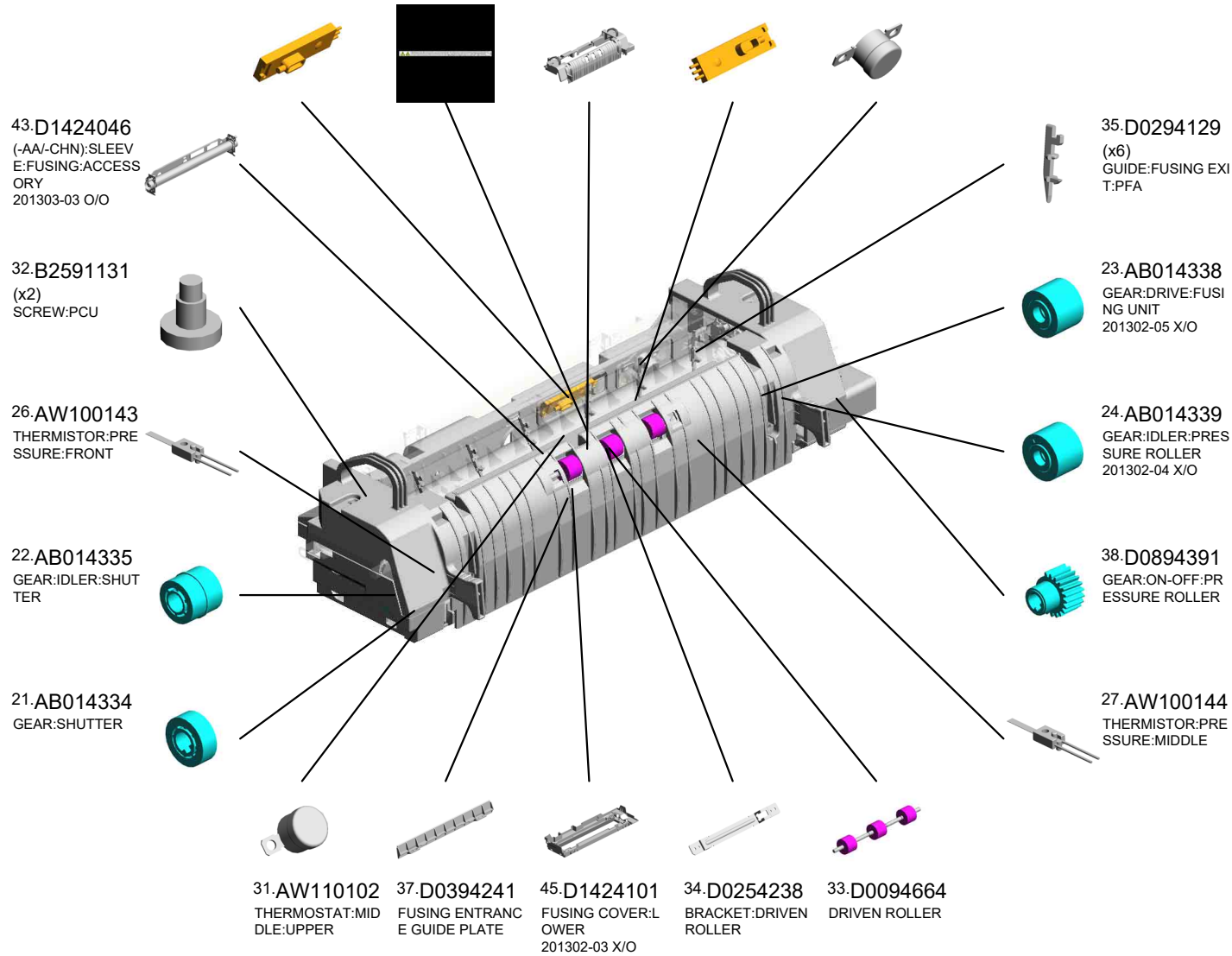


U021_S004
 (-EU/-AA/-CHN):FUSING UNIT:EU:MAINTENANCE:ASS'Y

- 28.AW100185 TEMPERATURE SENSOR:NC-FP:MIDDLE 201705-01 O/O
- 36.D0294163 DECAL:WARNING (HIGH TEMPERATURE):FUSING:1
- 47.D1444103 FUSING COVER:UPPER
- 29.AW100186 TEMPERATURE SENSOR:NC-FP:REAR 201705-02 O/O
- 30.AW110101 THERMOSTAT:LOWER




- 40.D1424004
 [A]
 (-EU/-AA/-CHN):FUSING UNIT:EU:MAINTENANCE:ASS'Y
 201501-02 X/O

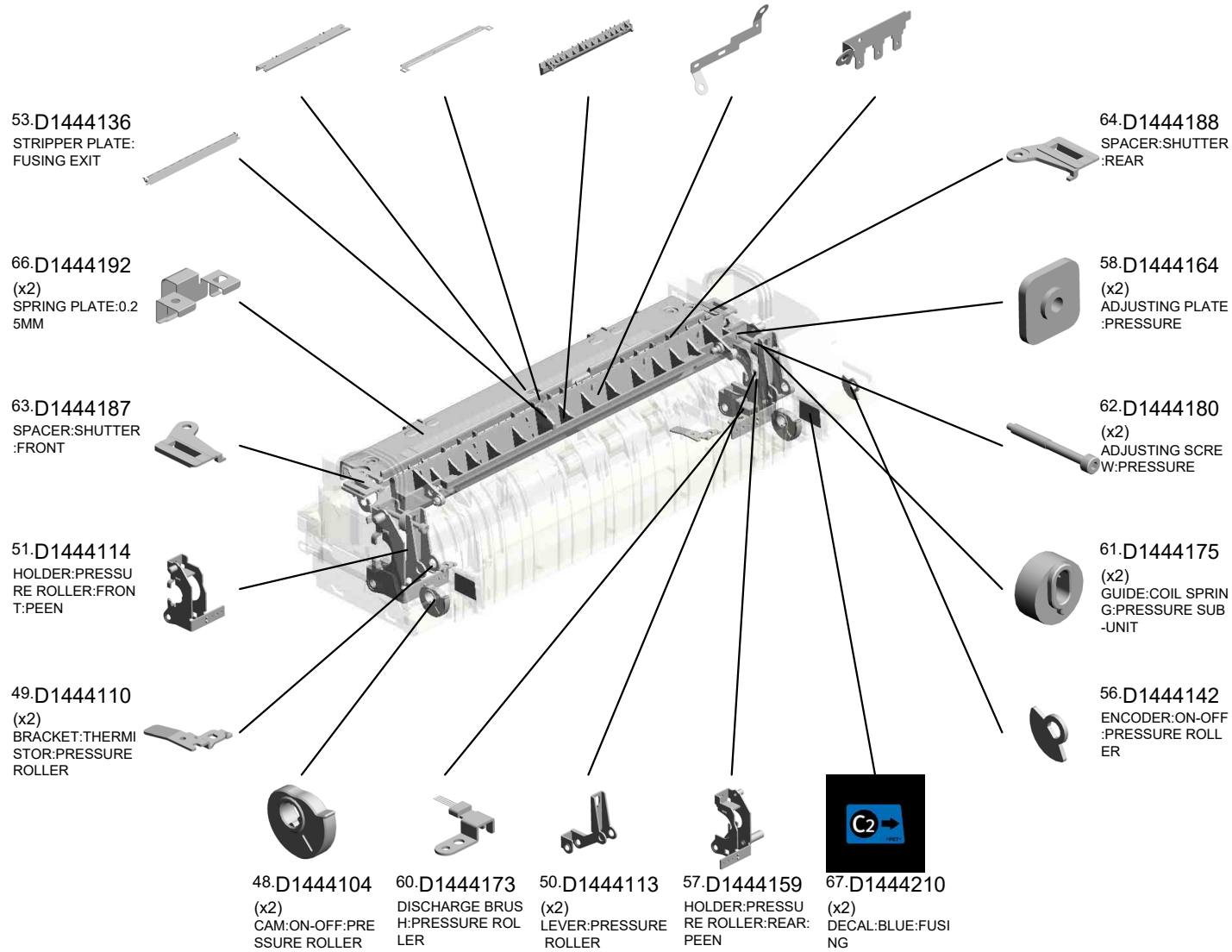


U021_S004
 (-EU/-AA/-CHN):FUSING UNIT:EU:MAINTENANCE:ASS'Y

- 52.D1444134 GUIDE PLATE:FUSING EXIT:LEFT
- 65.D1444191 PLATE:SHUTTER
- 59.D1444170 GUIDE PLATE:FUSING EXIT:RIGHT
- 55.D1444138 ELECTRODE PLATE:CONNECTING:THERMOSTAT
- 54.D1444137 ELECTRODE PLATE:HEATER:REAR




40.D1424004
 [A]
 (-EU/-AA/-CHN):FUSING UNIT:EU:MAINTENANCE:ASS'Y
 201501-02 X/O



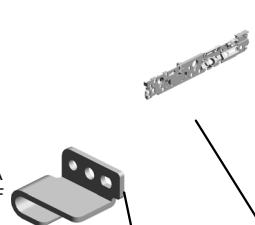
U021_S004
 (-EU/-AA/-CHN):FUSING UNIT:EU:MAINTENANCE:ASS'Y

72.D1444299 GUIDE:HARNESS:FUSING UNIT:FRONT 201209-01 X/O
 70.D1444222 DECAL:H-TEMP WARNING:FUSING:2
 68.D1444211 SHEET:LEVER



40.D1424004
 [A]
 (-EU/-AA/-CHN):FUSING UNIT:EU:MAINTENANCE:ASS'Y
 201501-02 X/O

77.D1444117
 POSITIONING PLATE:FUSING UNIT:FRONT



78.D1444125
 POSITIONING PLATE:FUSING UNIT:REAR



69.D1444219
 (x2)
 PROOFING MATERIAL:FUSING COVER:LOWER




71.D1444225
 SHAFT:ON-OFF:PRESSURE ROLLER



D1424011
 [A]
 (-EU/-AA/-CHN):FUSING UNIT:MAINTENANCE:ASS'Y
 201501-02 X/O

U021_S004_S001
PRESSURE ROLLER:ASS'Y


25.AB014340
GEAR:PRESSURE
ROLLER
201302-01 X/O



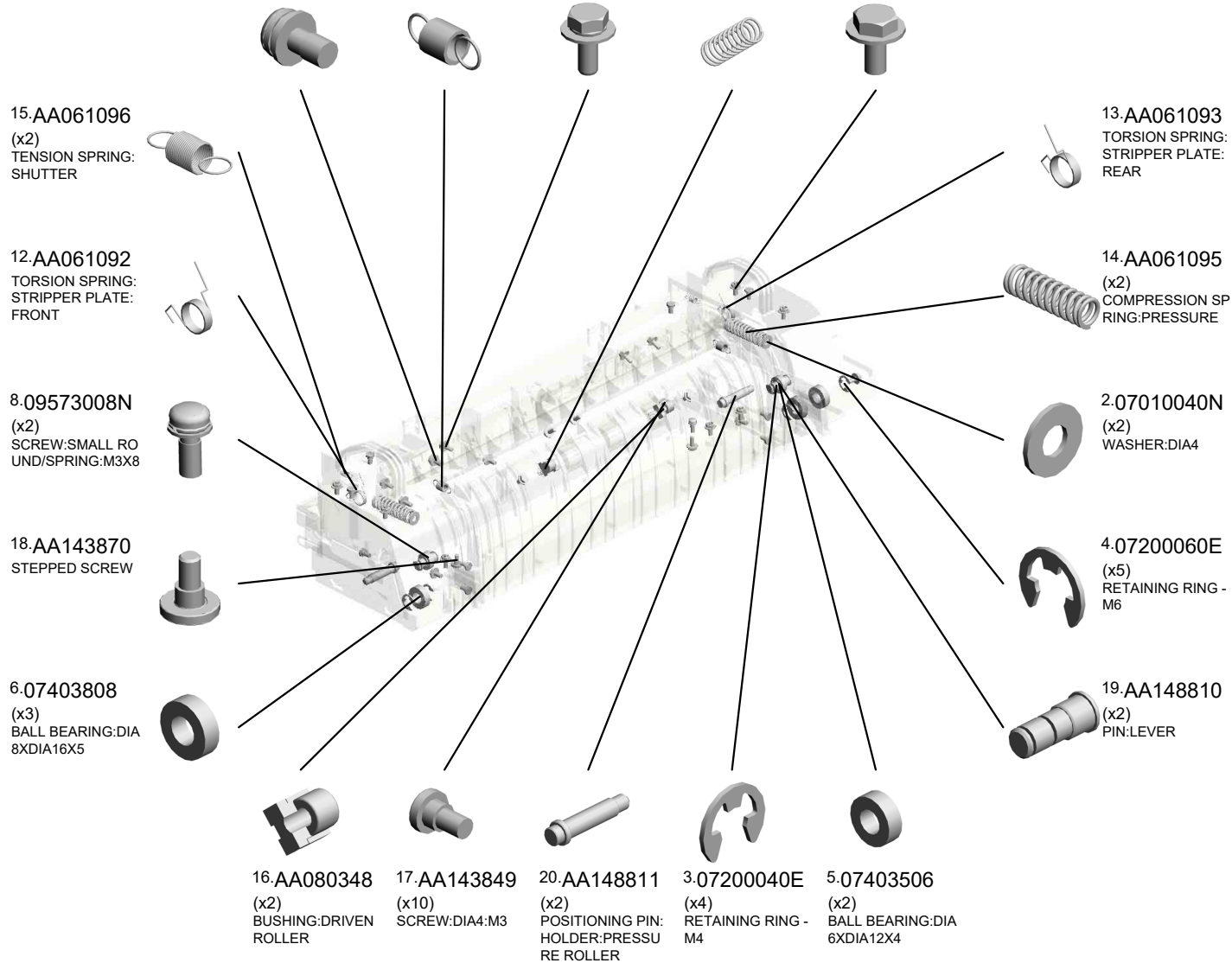
U001	U002	U003	U004	U005	U006	U007	U008	U009	U010	U011	U012	U013	U014	U015	U016	U017	U018	U019	U020	U021
------	------	------	------	------	------	------	------	------	------	------	------	------	------	------	------	------	------	------	------	------

U021_S005
(C3002-TWN):FUSING UNIT:MAINTENANCE:ASS'Y

- 9.09574008N SCREW:SMALL ROUND/SPRING:M4X8
- 10.AA060989 (x2) SPRING:FUSING EXIT:PRESSURE
- 7.08046123 (x10) HEXAGONAL BOLT:W/WASHER:M3X8
- 11.AA061026 (x2) COMPRESSION SPRING:DRIVEN ROLLER
- 1.03603006N (x11) SCREW - M3X6




81.D1424254
[A]
(C3002-TWN):FUSING UNIT:MAINTENANCE:ASS'Y
201612-01 O/O

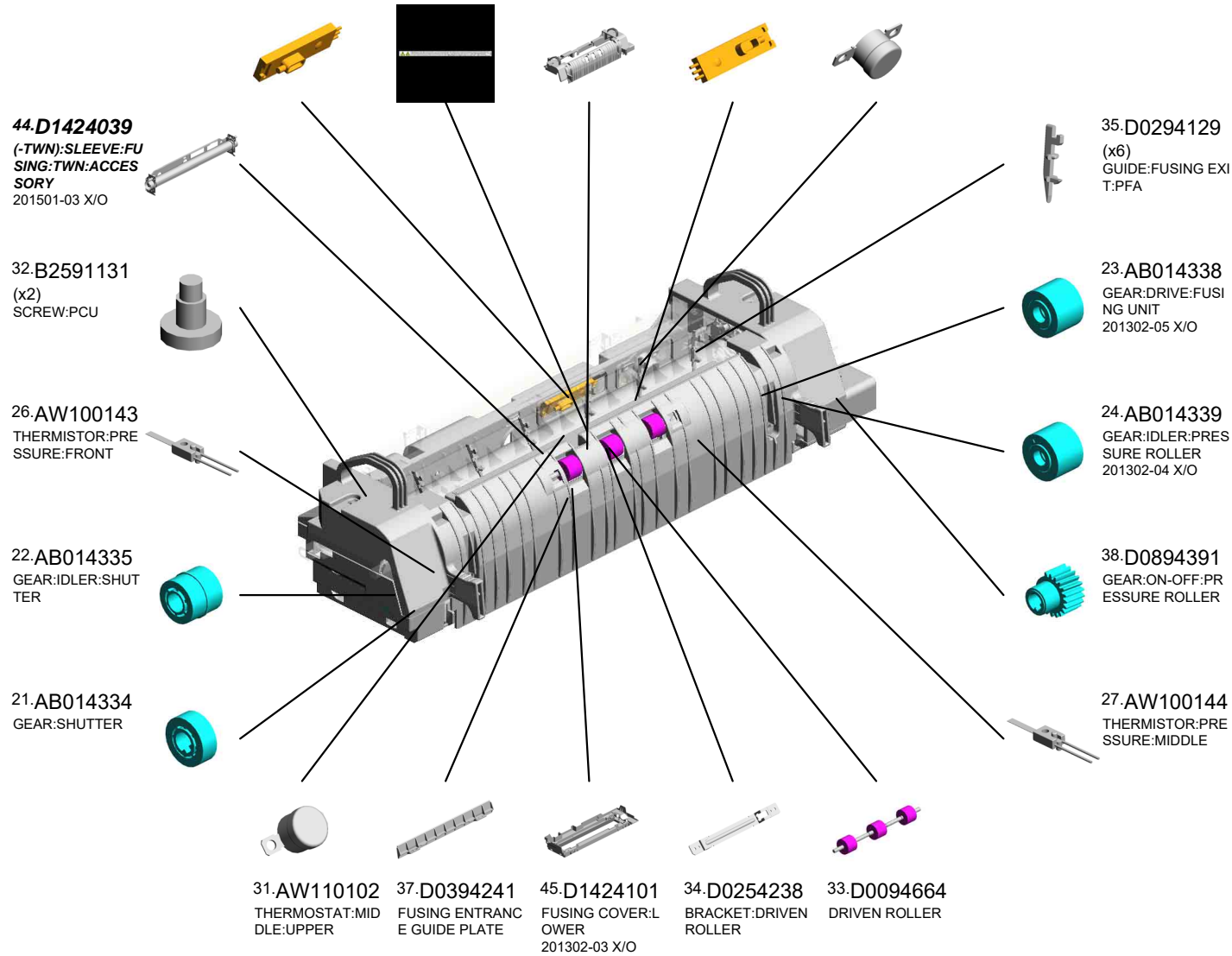


U021_S005
(C3002-TWN):FUSING UNIT:MAINTENANCE:ASS'Y

- 28.AW100185 TEMPERATURE SENSOR:NC-FP:MIDDLE 201705-01 O/O
- 36.D0294163 DECAL:WARNING (HIGH TEMPERATURE):FUSING:1
- 47.D1444103 FUSING COVER:UPPER
- 29.AW100186 TEMPERATURE SENSOR:NC-FP:REAR 201705-02 O/O
- 30.AW110101 THERMOSTAT:LOWER




- 81.D1424254 (A) (C3002-TWN):FUSING UNIT:MAINTENANCE:ASS'Y 201612-01 O/O

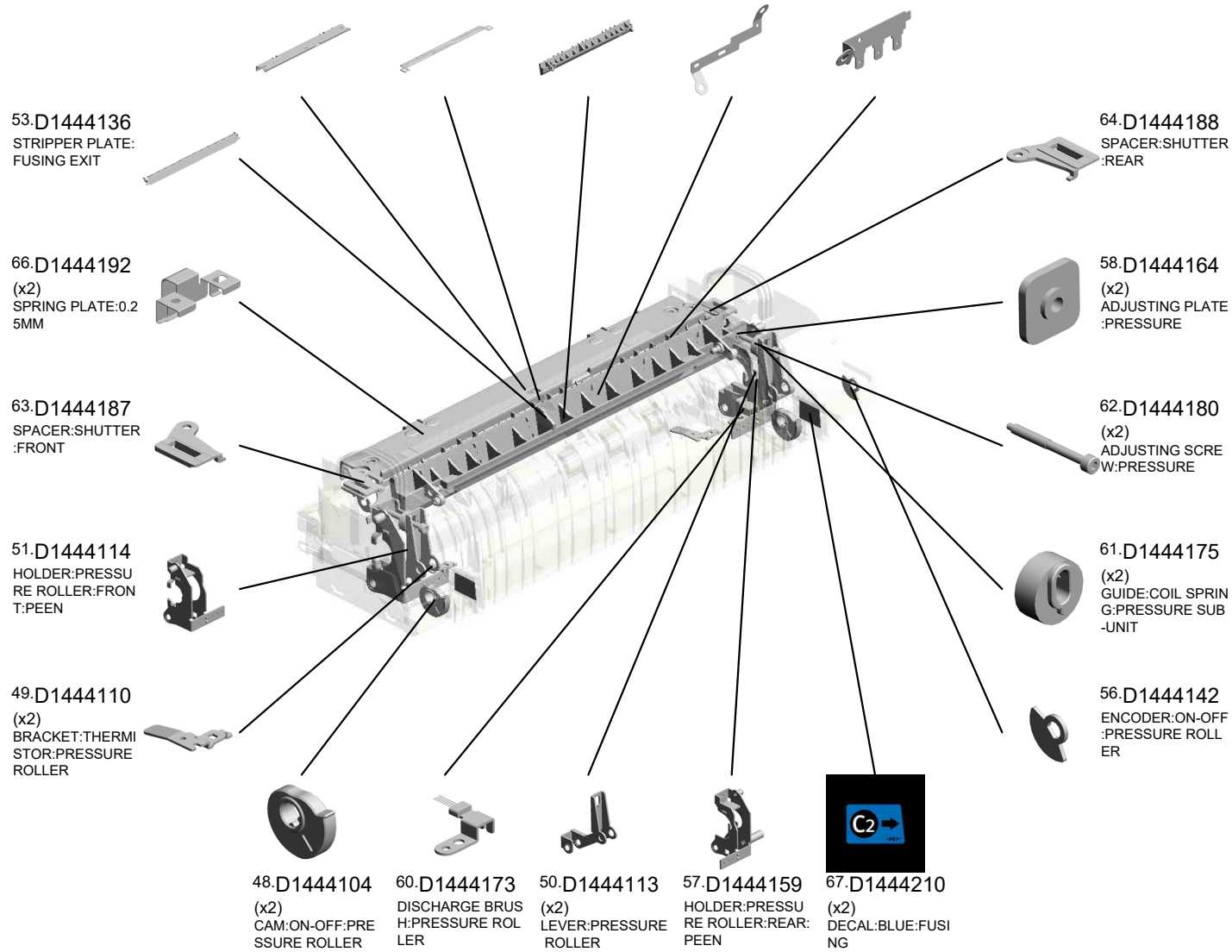


U021_S005
(C3002-TWN):FUSING UNIT:MAINTENANCE:ASS'Y

- 52.D1444134 GUIDE PLATE:FUSING EXIT:LEFT
- 65.D1444191 PLATE:SHUTTER
- 59.D1444170 GUIDE PLATE:FUSING EXIT:RIGHT
- 55.D1444138 ELECTRODE PLATE:CONNECTING:THERMOSTAT
- 54.D1444137 ELECTRODE PLATE:HEATER:REAR




81.D1424254
[A]
(C3002-TWN):FUSING UNIT:MAINTENANCE:ASS'Y
201612-01 O/O



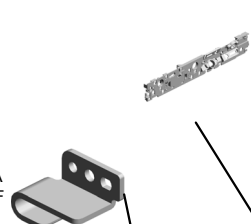
U021_S005
 (C3002-TWN):FUSING UNIT:MAINTENANCE:ASS'Y

72.D1444299 GUIDE:HARNESS:FUSING UNIT:201209-01 X/O
 70.D1444222 DECAL:H-TEMP WARNING:FUSING:2
 68.D1444211 SHEET:LEVER



81.D1424254
 [A]
 (C3002-TWN):FUSING UNIT:MAINTENANCE:ASS'Y
 201612-01 O/O

77.D1444117
 POSITIONING PLATE:FUSING UNIT:FRONT



78.D1444125
 POSITIONING PLATE:FUSING UNIT:REAR



69.D1444219
 (x2)
 PROOFING MATERIAL:FUSING COVER:LOWER





71.D1444225
 SHAFT:ON-OFF:PRESSURE ROLLER



D1424005
 [A]
 (C3002-TWN):FUSING UNIT:TWN:MAINTENANCE:ASS'Y
 201612-01 O/O

U021_S005_S001
PRESSURE ROLLER:ASS'Y

25.AB014340
GEAR:PRESSURE
ROLLER
201302-01 X/O




46.D1444057
PRESSURE ROLLE
R:ASS'Y

U001	U002	U003	U004	U005	U006	U007	U008	U009	U010	U011	U012	U013	U014	U015	U016	U017	U018	U019	U020	U021
------	------	------	------	------	------	------	------	------	------	------	------	------	------	------	------	------	------	------	------	------

U022 Fusing-2

- 4.04543006Q (x10) TAPPING SCREW - M3X6
- 6.06320120G (x2) PARALLEL PIN - 2X12
- 18.BB013017 GEAR:SLOW DOWN:NO.2
- 3.04503008N TAPPING SCREW - M3X8
- 14.AW020190 (x2) PHOTOINTERRUPTOR



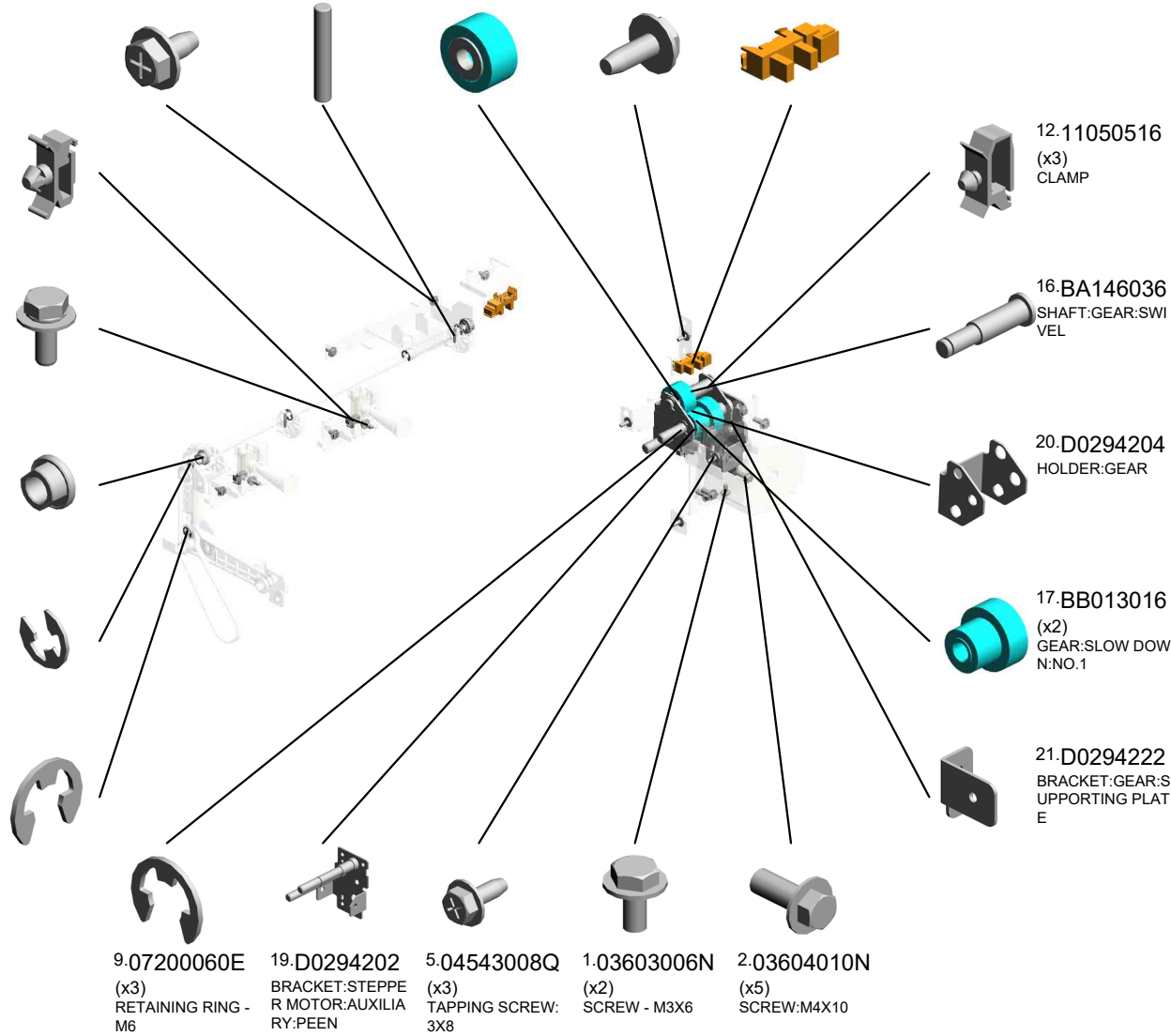
- 11.11050511 (x2) HARNESS CLAMP - LWS-0306ZC

- 10.08046123 (x2) HEXAGONAL BOLT :W/WASHER:M3X8

- 13.AA082101 (x2) BUSHING - 6X10X6

- 7.07200030E (x2) RETAINING RING - M3


- 8.07200040E (x6) RETAINING RING - M4



U001	U002	U003	U004	U005	U006	U007	U008	U009	U010	U011	U012	U013	U014	U015	U016	U017	U018	U019	U020	U021
------	------	------	------	------	------	------	------	------	------	------	------	------	------	------	------	------	------	------	------	------

U022 Fusing-2

- 35.D1444185 GEAR:MECHANICAL ROLLER CLUTCH :Z17
- 31.D1441192 GEAR:PULLEY:FUSING:SHUTTER:NO.2
- 28.D1441187 BRACKET:FUSING:SHUTTER:MAIN ASSY:ASS'Y
- 38.D1444199 SHAFT:CAM:SHUTTER:FUSING EXIT
- 36.D1444193 BRACKET:CAM:SHUTTER:FUSING EXIT



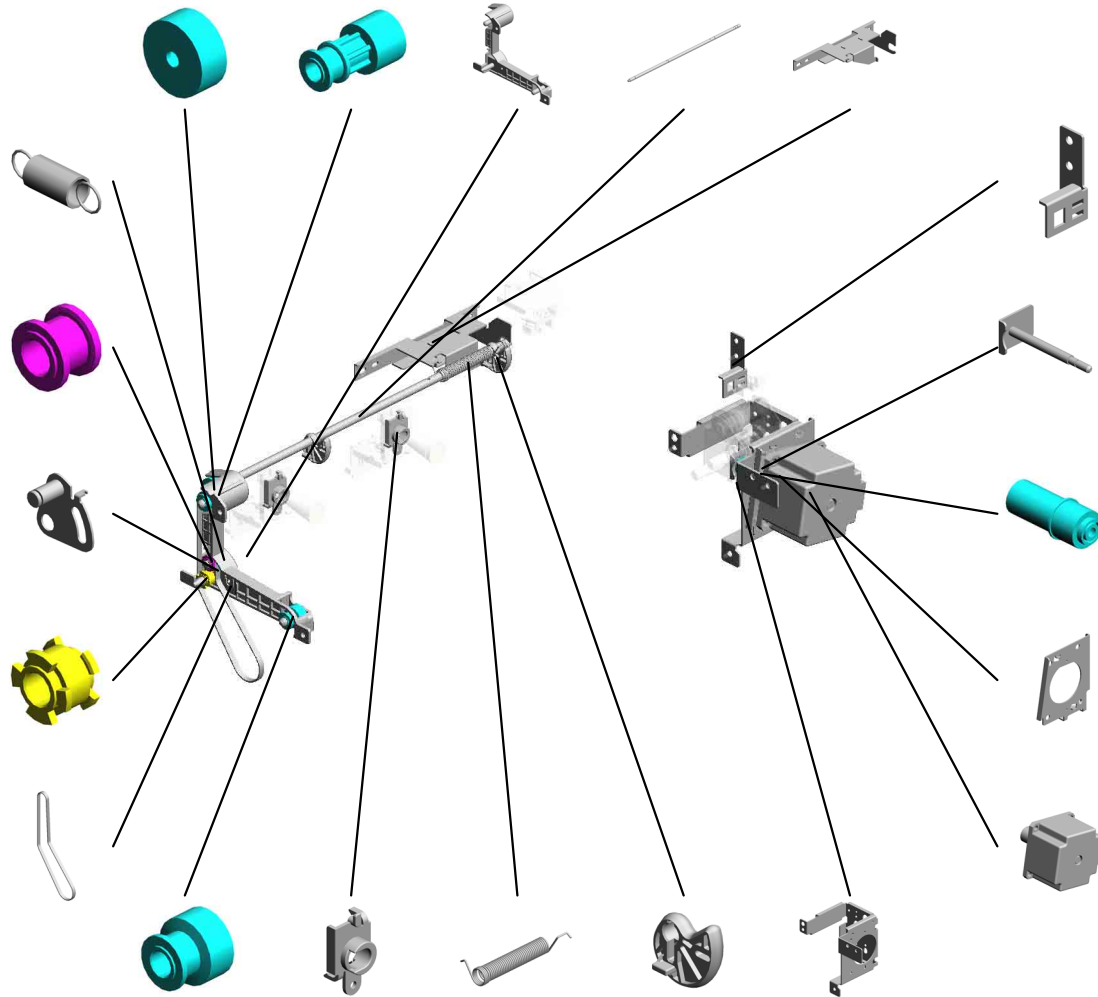
29.D1441190
TENSION SPRING:
1.5N:23MM

34.D1441197
ROLLER:TIGHTENER:FUSING:SHUTTER

33.D1441194
BRACKET:TIGHTENER:FUSING:SHUTTER:ASS'Y

32.D1441193
PULLEY:FUSING:SHUTTER:NO.3

27.D1441179
SYNCHRONOUS BELT:S2M:5X316



22.D0294339
BRACKET:SENSOR:ON-OFF

24.D0894353
STOPPER

25.D0894360
GEAR:SLOW DOWN:WORM GEAR

23.D0894351
PLATE:DC STEPPER MOTOR

40.D1444202
STEPPER MOTOR:ASS'Y

30.D1441191
GEAR:PULLEY:FUSING:SHUTTER:NO.1

26.D1054365
(x2)
HOLDER:THERMOPILE


41.D1444204
TORSION SPRING:CAM:SHUTTER:FUSING EXIT

37.D1444194
(x2)
CAM:SHUTTER:FUSING EXIT


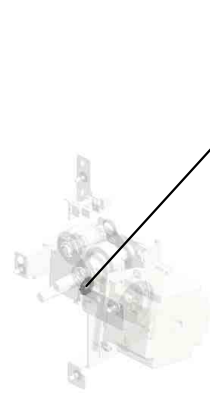
39.D1444201
BRACKET:GEAR:SLOW DOWN

U022
Fusing-2

45.AW100183
(x2)
THERMOPILE
201809-01 O/O

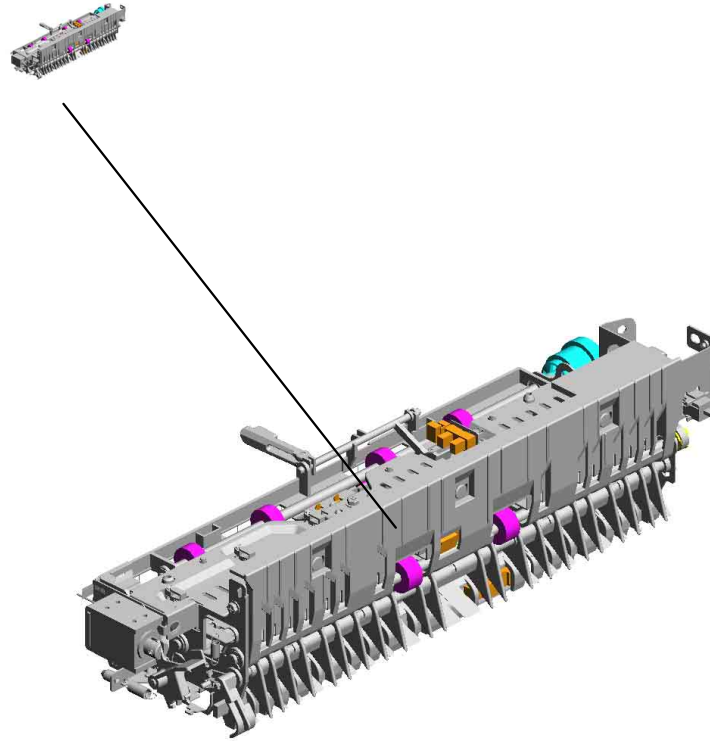


42.GA132007
(x2)
SPACER:GEAR:PH
OTOCONDUCTOR:
NO.1



U023.Paper Exit

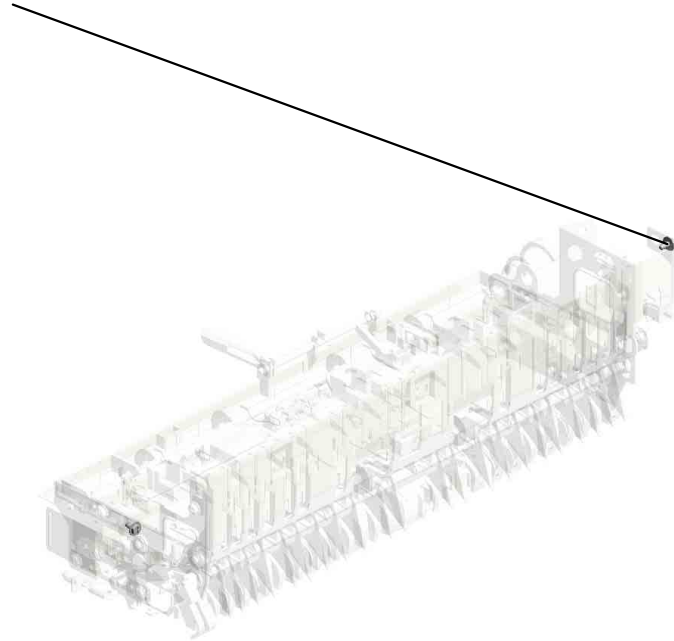
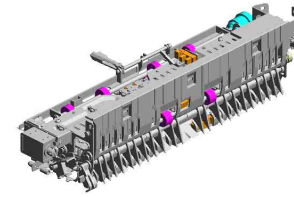
U023 S001
D1444405
PAPER EXIT UNIT:MACHINE
OR COPIER:ASSY



U001	U002	U003	U004	U005	U006	U007	U008	U009	U010	U011	U012	U013	U014	U015	U016	U017	U018	U019	U020	U021
------	------	------	------	------	------	------	------	------	------	------	------	------	------	------	------	------	------	------	------	------

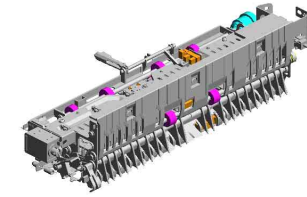
U023
Paper Exit

2.04543006Q
(x2)
TAPPING SCREW -
M3X6

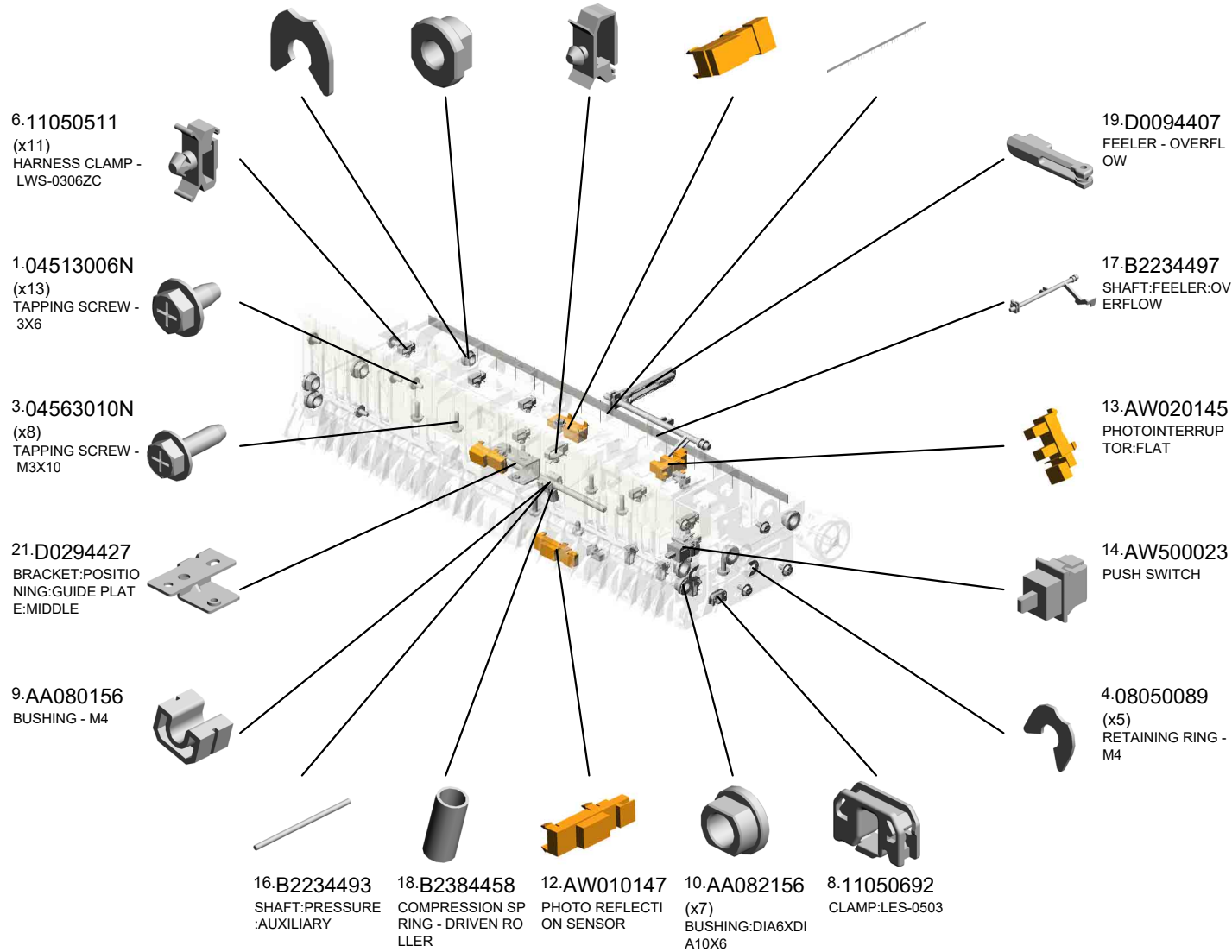


U023_S001
 PAPER EXIT UNIT:MACHINE OR COPIER:ASS'Y

- 5.08050092 RETAINING RING - 3M
- 15.B1202063 BUSHING - 4MM
- 7.11050516 CLAMP
- 11.AW010107 (x2) PAPER FEED SENSOR
- 20.D0094443 DISCHARGE BRUSH - EXIT

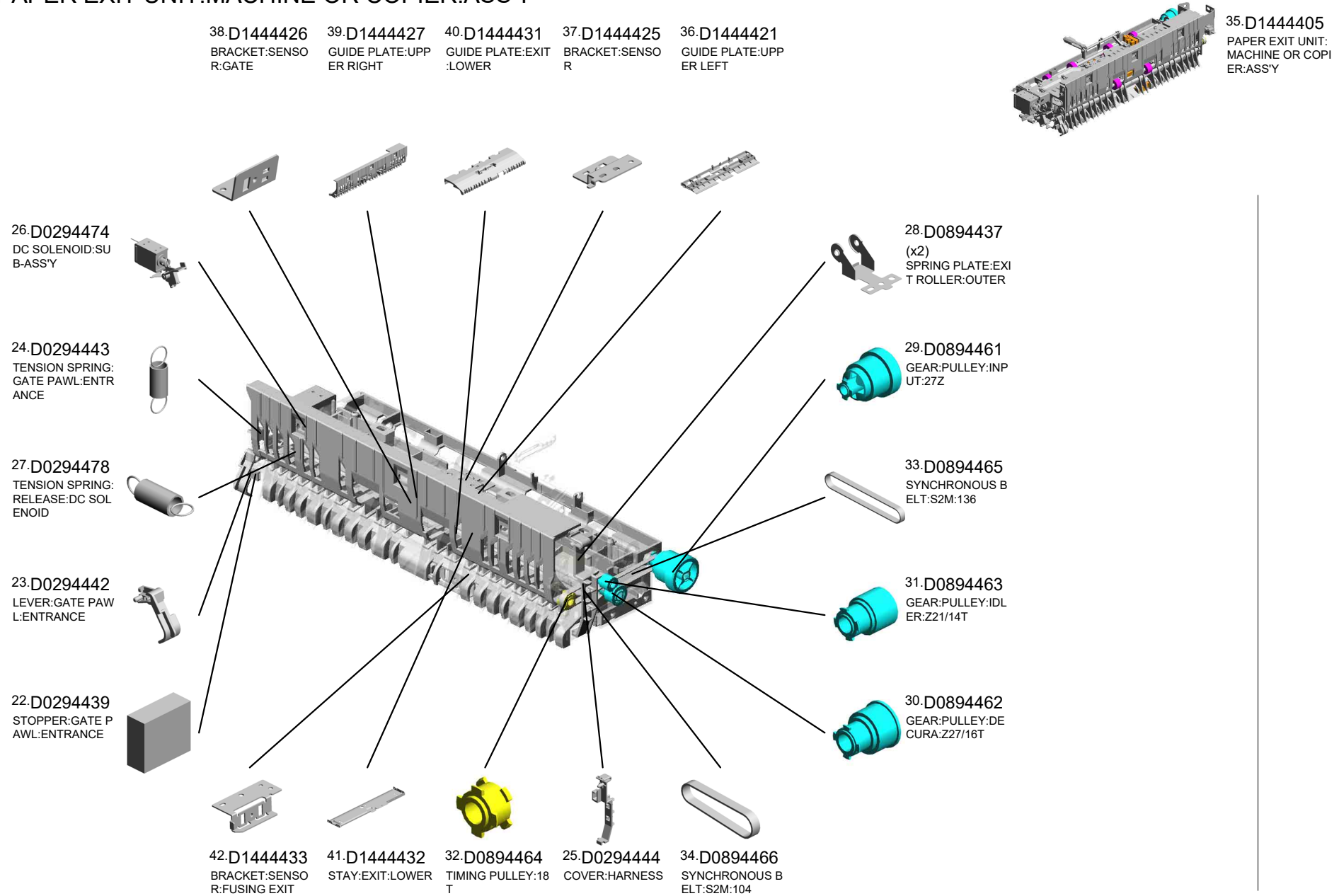


35.D1444405
 PAPER EXIT UNIT:
 MACHINE OR COPI
 ER:ASSY



U001	U002	U003	U004	U005	U006	U007	U008	U009	U010	U011	U012	U013	U014	U015	U016	U017	U018	U019	U020	U021
------	------	------	------	------	------	------	------	------	------	------	------	------	------	------	------	------	------	------	------	------

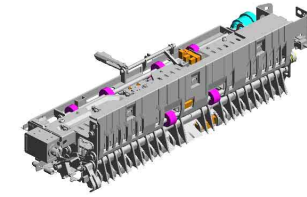
U023_S001
 PAPER EXIT UNIT:MACHINE OR COPIER:ASS'Y



U001	U002	U003	U004	U005	U006	U007	U008	U009	U010	U011	U012	U013	U014	U015	U016	U017	U018	U019	U020	U021
------	------	------	------	------	------	------	------	------	------	------	------	------	------	------	------	------	------	------	------	------

U023_S001
 PAPER EXIT UNIT:MACHINE OR COPIER:ASS'Y

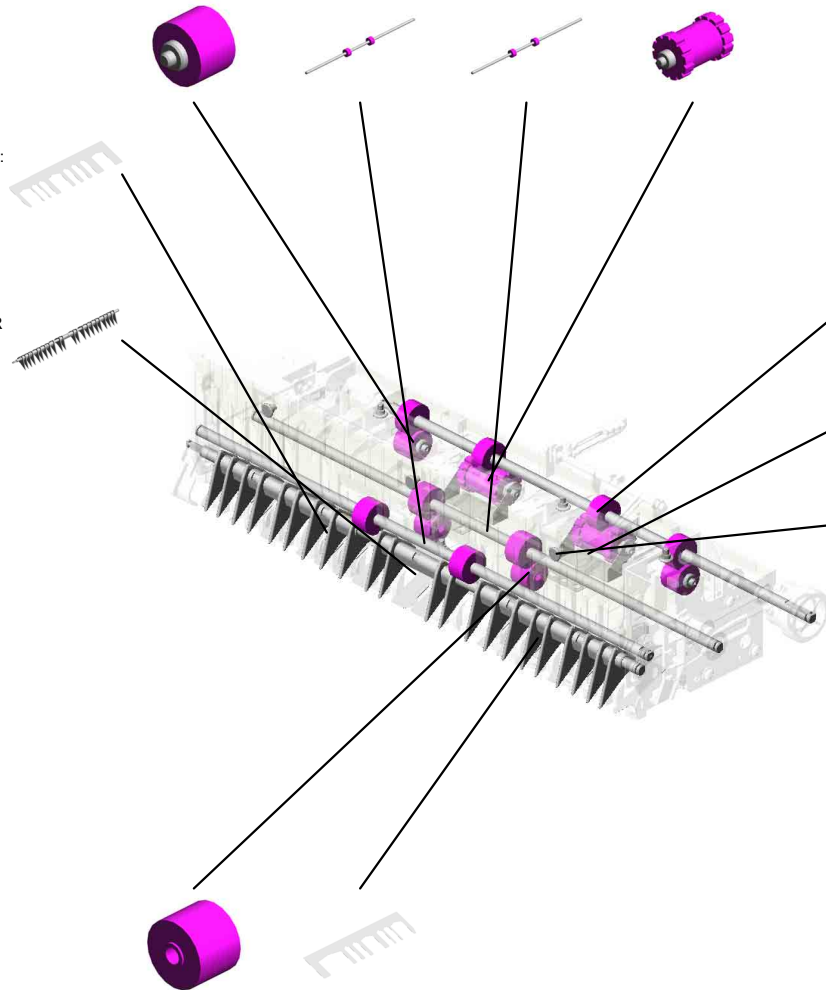
52.D1444495 (x2) EXIT ROLLER:DRIVEN:OUTER
 47.D1444455 TRANSPORT ROLLER:GATE
 49.D1444457 TRANSPORT ROLLER:TRANSPORT
 51.D1444494 (x2) EXIT ROLLER:DRIVEN:INNER



35.D1444405
 PAPER EXIT UNIT:
 MACHINE OR COPIER:
 ASS'Y

46.D1444447
 SHEET:EXIT:PTFE:
 FRONT

44.D1444445
 GATE PAWL:ENTRANCE:
 ASS'Y



48.D1444456
 EXIT ROLLER

43.D1444436
 (x2)
 SPRING PLATE:EXIT
 ROLLER:INNER

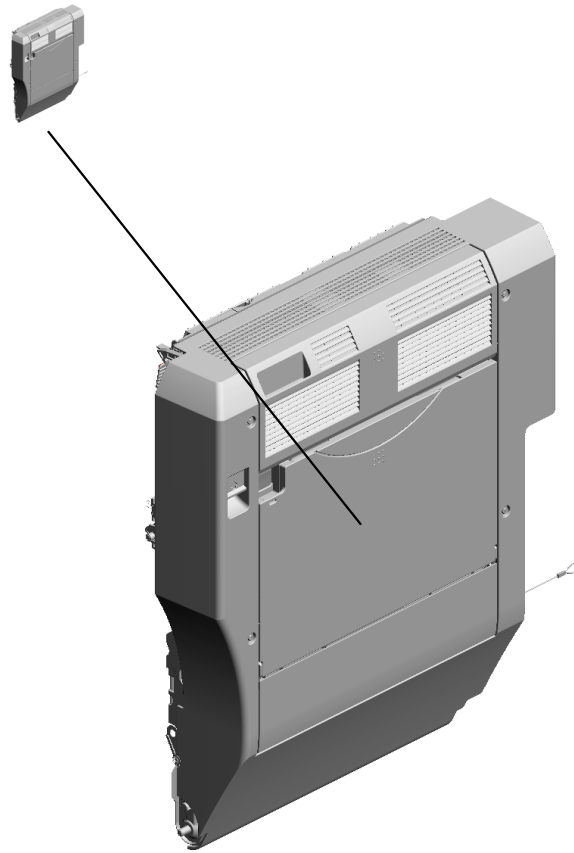
50.D1444484
 (x7)
 SHOULDER SCREW - M3

53.D1444497 (x2) ROLLER:DRIVEN:TRANSPORT
 45.D1444446 SHEET:EXIT:PTFE:REAR

U001	U002	U003	U004	U005	U006	U007	U008	U009	U010	U011	U012	U013	U014	U015	U016	U017	U018	U019	U020	U021
------	------	------	------	------	------	------	------	------	------	------	------	------	------	------	------	------	------	------	------	------

U024.Duplex

U024 S001
D1424536
DUPLEX UNIT:ASSY



U001	U002	U003	U004	U005	U006	U007	U008	U009	U010	U011	U012	U013	U014	U015	U016	U017	U018	U019	U020	U021
------	------	------	------	------	------	------	------	------	------	------	------	------	------	------	------	------	------	------	------	------

U024_S001.DUPLEX UNIT:ASS'Y

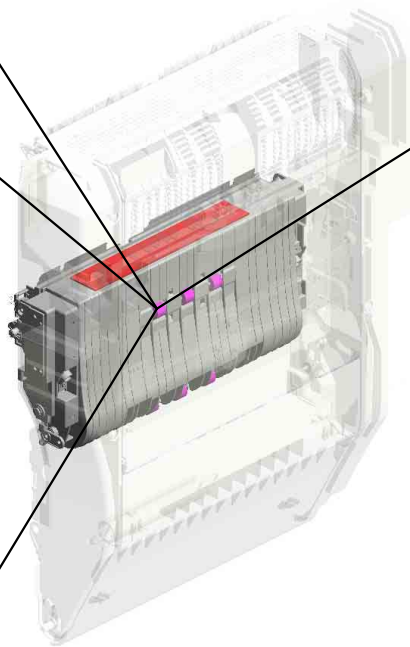
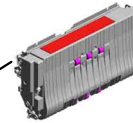
U024 S001 S001
D1444553
(C3002)(C3502-NA/-EU):GUID
E PLATE:TRANSFER UNIT:A
SS'Y



U024 S001 S002
D1444554
(C3502-TWN/-CHN/-AA):GUID
E PLATE:TRANSFER UNIT:C
3:ASS'Y



U024 S001 S003
D1444554
(C3502-TWN/-CHN/-AA):GUID
E PLATE:TRANSFER UNIT:C
3:ASS'Y




U024 S001 S004
D1444554
(C3502-TWN/-CHN/-AA):GUID
E PLATE:TRANSFER UNIT:C
3:ASS'Y



U001	U002	U003	U004	U005	U006	U007	U008	U009	U010	U011	U012	U013	U014	U015	U016	U017	U018	U019	U020	U021
------	------	------	------	------	------	------	------	------	------	------	------	------	------	------	------	------	------	------	------	------

U024_S001_S001.(C3002)(C3502-NA/-EU):GUIDE PLATE:TRANSFER UNIT:ASS'Y


U024 S001 S001 S001
D1446213
SEPARATION/TRANSPORT S
ECTION:ASS'Y



U001	U002	U003	U004	U005	U006	U007	U008	U009	U010	U011	U012	U013	U014	U015	U016	U017	U018	U019	U020	U021
------	------	------	------	------	------	------	------	------	------	------	------	------	------	------	------	------	------	------	------	------

U024_S001_S002.(C3502-TWN/-CHN/-AA):GUIDE PLATE:TRANSFER UNIT:C3:ASS'Y


U024 S001 S002 S001
D1446214
(-TWN/-CHN/-AA):SEPARATI
ON/TRANSPORT SECTION:C
3:ASSY



U001	U002	U003	U004	U005	U006	U007	U008	U009	U010	U011	U012	U013	U014	U015	U016	U017	U018	U019	U020	U021
------	------	------	------	------	------	------	------	------	------	------	------	------	------	------	------	------	------	------	------	------

U024_S001_S003.(C3502-TWN/-CHN/-AA):GUIDE PLATE:TRANSFER UNIT:C3:ASS'Y


U024 S001 S003 S001
D1446214
(-TWN/-CHN/-AA):SEPARATI
ON/TRANSPORT SECTION:C
3:ASSY



U001	U002	U003	U004	U005	U006	U007	U008	U009	U010	U011	U012	U013	U014	U015	U016	U017	U018	U019	U020	U021
------	------	------	------	------	------	------	------	------	------	------	------	------	------	------	------	------	------	------	------	------


U024_S001_S004.(C3502-TWN/-CHN/-AA):GUIDE PLATE:TRANSFER UNIT:C3:ASS'Y

U024 S001 S004 S001
D1446214
(-TWN/-CHN/-AA):SEPARATI
ON/TRANSPORT SECTION:C
3:ASSY




U001	U002	U003	U004	U005	U006	U007	U008	U009	U010	U011	U012	U013	U014	U015	U016	U017	U018	U019	U020	U021
------	------	------	------	------	------	------	------	------	------	------	------	------	------	------	------	------	------	------	------	------

U024
Duplex



U001	U002	U003	U004	U005	U006	U007	U008	U009	U010	U011	U012	U013	U014	U015	U016	U017	U018	U019	U020	U021
------	------	------	------	------	------	------	------	------	------	------	------	------	------	------	------	------	------	------	------	------

U024_S001
 DUPLEX UNIT:ASS'Y



223-D1424536
 [A]
 DUPLEX UNIT:ASS'
 Y
 201803-01 X/O

- 1.03530080N (x4) SCREW:M3X8
- 20.54472681 SNAP RING
- 11.07200040E RETAINING RING - M4
- 13.08010231 HEXAGONAL HEAD BOLT W/WASHER:M3X6
- 5.04543006Q (x6) TAPPING SCREW - M3X6

16.08050092
 RETAINING RING - 3M



3.04513006N
 (x19)
 TAPPING SCREW - 3X6



7.04563008N
 (x27)
 TAPPING SCREW - M3X8



10.07200030E
 (x6)
 RETAINING RING - M3



2.03603006N
 (x2)
 SCREW - M3X6



8.04563010N
 (x2)
 TAPPING SCREW - M3X10



9.04573008N
 (x2)
 TAPPING SCREW - M3X8



4.04513008N
 (x2)
 TAPPING SCREW - M3X8



21.A2596754
 BUSHING - 6 6MM



19.11050723
 CLAMPS:WES-0507



15.08050089
 (x14)
 RETAINING RING - M4



6.04543008Q
 (x2)
 TAPPING SCREW: 3X8



14.08050088
 RETAINING RING - M6



17.11050511
 HARNESS CLAMP - LWS-0306ZC



18.11050551
 CLAMP:LES-0505




15.08050089
 (x3)
 RETAINING RING - M4



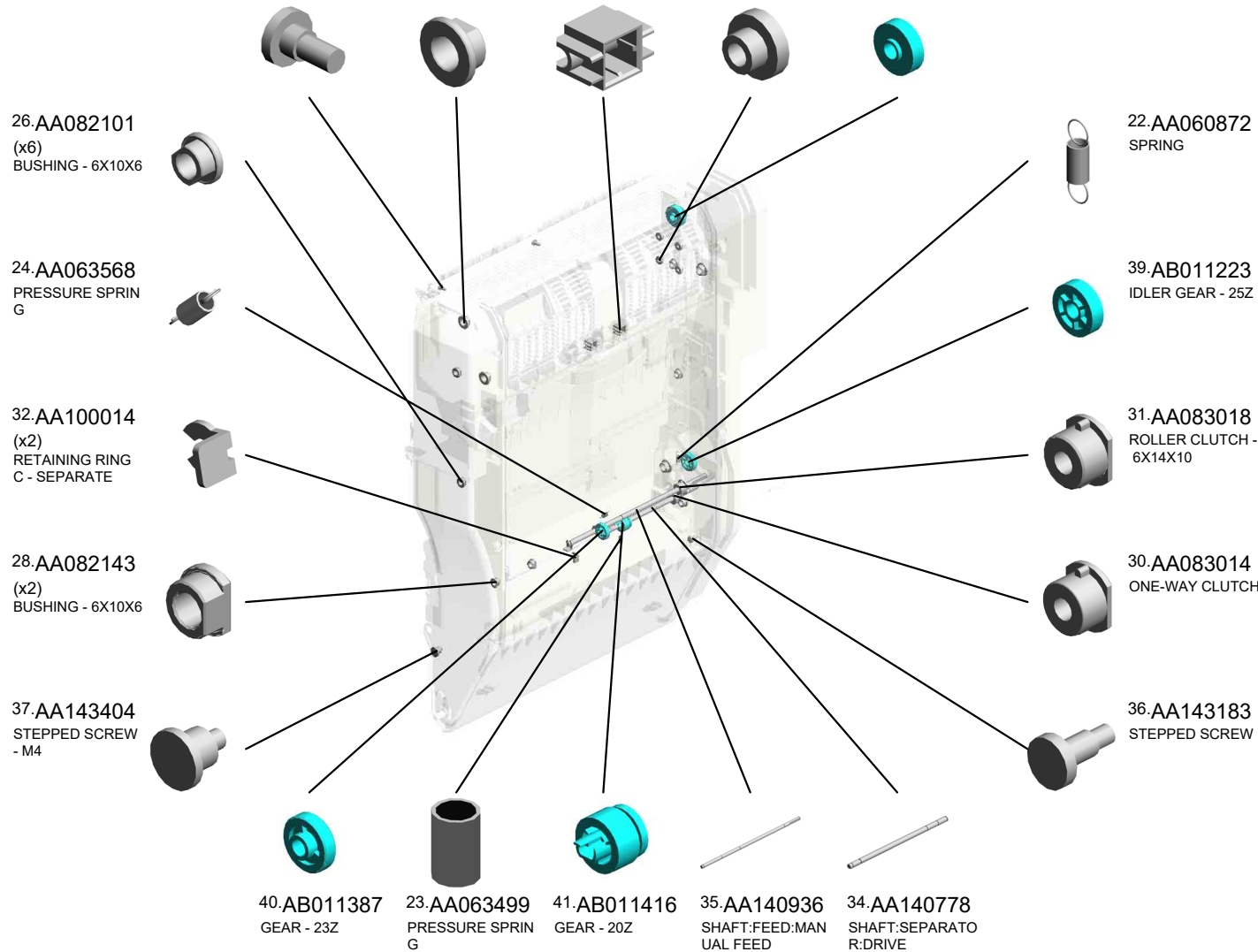
U001	U002	U003	U004	U005	U006	U007	U008	U009	U010	U011	U012	U013	U014	U015	U016	U017	U018	U019	U020	U021
------	------	------	------	------	------	------	------	------	------	------	------	------	------	------	------	------	------	------	------	------

U024_S001
 DUPLEX UNIT:ASS'Y




223.D1424536
 [A]
 DUPLEX UNIT:ASS'
 Y
 201803-01 X/O

- 38.AA143807 (x2) SCREW:A
- 29.AA082144 (x5) BUSHING - 8X12X7
- 25.AA080254 (x2) BUSHING - M4
- 33.AA101021 (x4) RUBBER BUSHING - 6 45HS
- 42.AB014161 REVERSE ROLLER GEAR



U001	U002	U003	U004	U005	U006	U007	U008	U009	U010	U011	U012	U013	U014	U015	U016	U017	U018	U019	U020	U021
------	------	------	------	------	------	------	------	------	------	------	------	------	------	------	------	------	------	------	------	------

U024_S001
 DUPLEX UNIT:ASS'Y



223-D1424536
 [A]
 DUPLEX UNIT:ASS'
 Y
 201803-01 X/O

- 48.AW010107 (x2) PAPER FEED SENSOR
- 47.AG070514 MAGNET CATCH
- 50.AW020145 (x2) PHOTOINTERRUPTOR:FLAT
- 55.B0441825 (x4) COLLAR
- 56.B0441847 SHOULDER SCREW

51.AW500031 PAPER SIZE SENSOR

60.B2232623 COVER:GUIDE PLATE:EXIT

59.B2232622 GUIDE PLATE:EXIT

61.B2232629 STAY:FEED

64.B2232634 SUPPORT STAY:ARM

52.AW500035 PAPER END SENSOR

45.AF031046 FEED ROLLER - MANUAL FEED

46.AF032046 SEPARATION ROLLER - MANUAL FEED

43.AF013016 BOTTOM PLATE PAD

44.AF030049 PICK-UP ROLLER

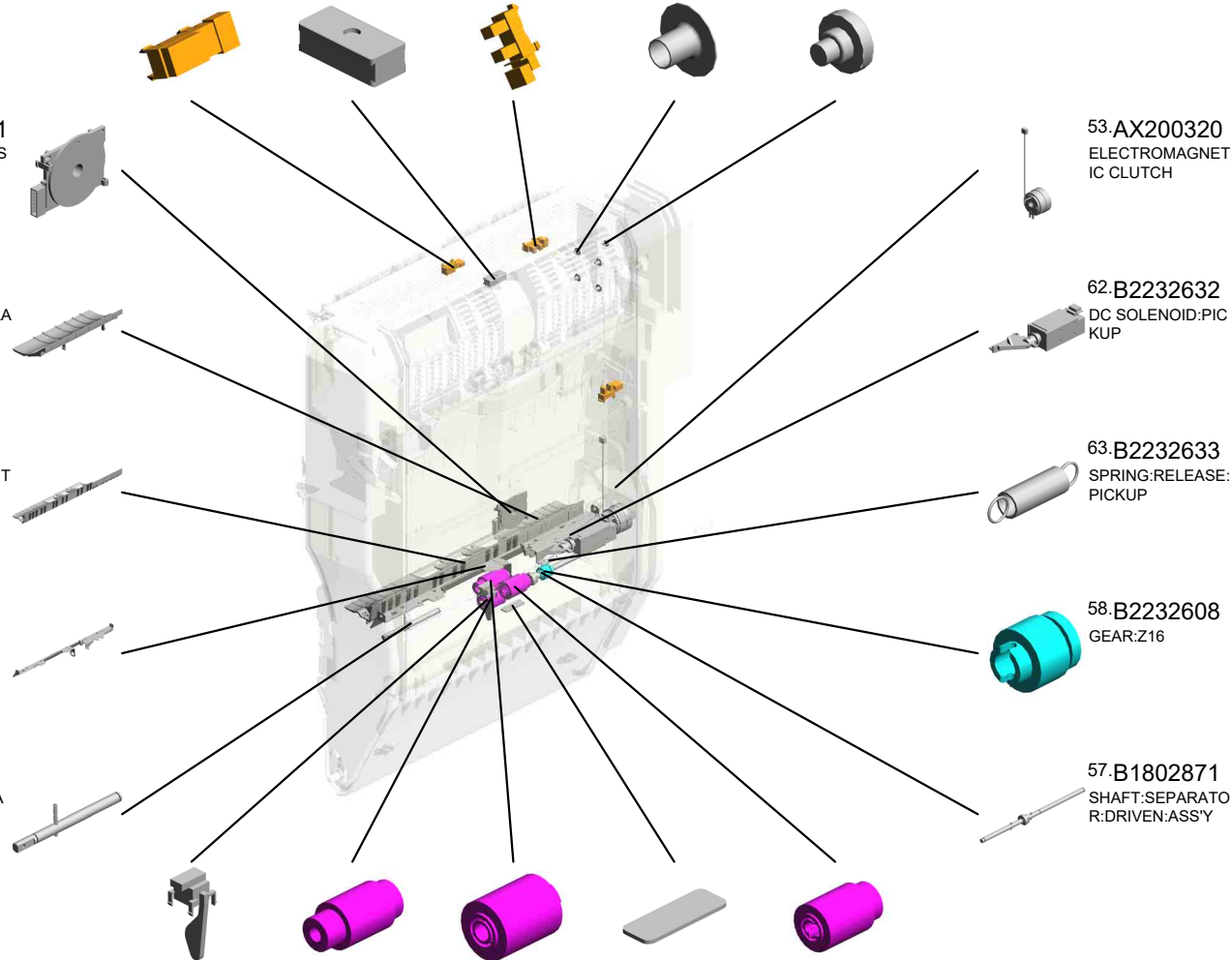
53.AX200320 ELECTROMAGNETIC CLUTCH

62.B2232632 DC SOLENOID:PICKUP

63.B2232633 SPRING:RELEASE:PICKUP


58.B2232608 GEAR:Z16

57.B1802871 SHAFT:SEPARATOR:DRIVEN:ASS'Y



U001	U002	U003	U004	U005	U006	U007	U008	U009	U010	U011	U012	U013	U014	U015	U016	U017	U018	U019	U020	U021
------	------	------	------	------	------	------	------	------	------	------	------	------	------	------	------	------	------	------	------	------

U024_S001
 DUPLEX UNIT:ASS'Y



223.D1424536
 [A]
 DUPLEX UNIT:ASS'
 Y
 201803-01 X/O

- 81.B2234494 (x2) STOPPER- UPPER GATE PAWL
- 80.B2232713 (x2) RACK:MANUAL FEED
- 83.B2234502 GUIDE PLATE:LEFT LOWER
- 82.B2234501 GUIDE PLATE:RIGHT
- 72.B2232666 GEAR:16Z

73.B2232668 SPRING PLATE:STOPPER

84.B2234511 TIMING BELT:30S2 M312

74.B2232676 (x4) SPRING - 11N

69.B2232651 ARM:MANUAL FEED:FRONT

65.B2232636 TORSION SPRING:27N

71.B2232665 (x2) SPRING:COVER:MANUAL FEED

67.B2232648 GUIDE PLATE:TRANSPORT UNIT:EXIT

68.B2232649 (x2) SPRING:PRESSURE:5N

66.B2232637 BRACKET:ARM:MANUAL FEED:REAR

78.B2232689 GEAR:Z28

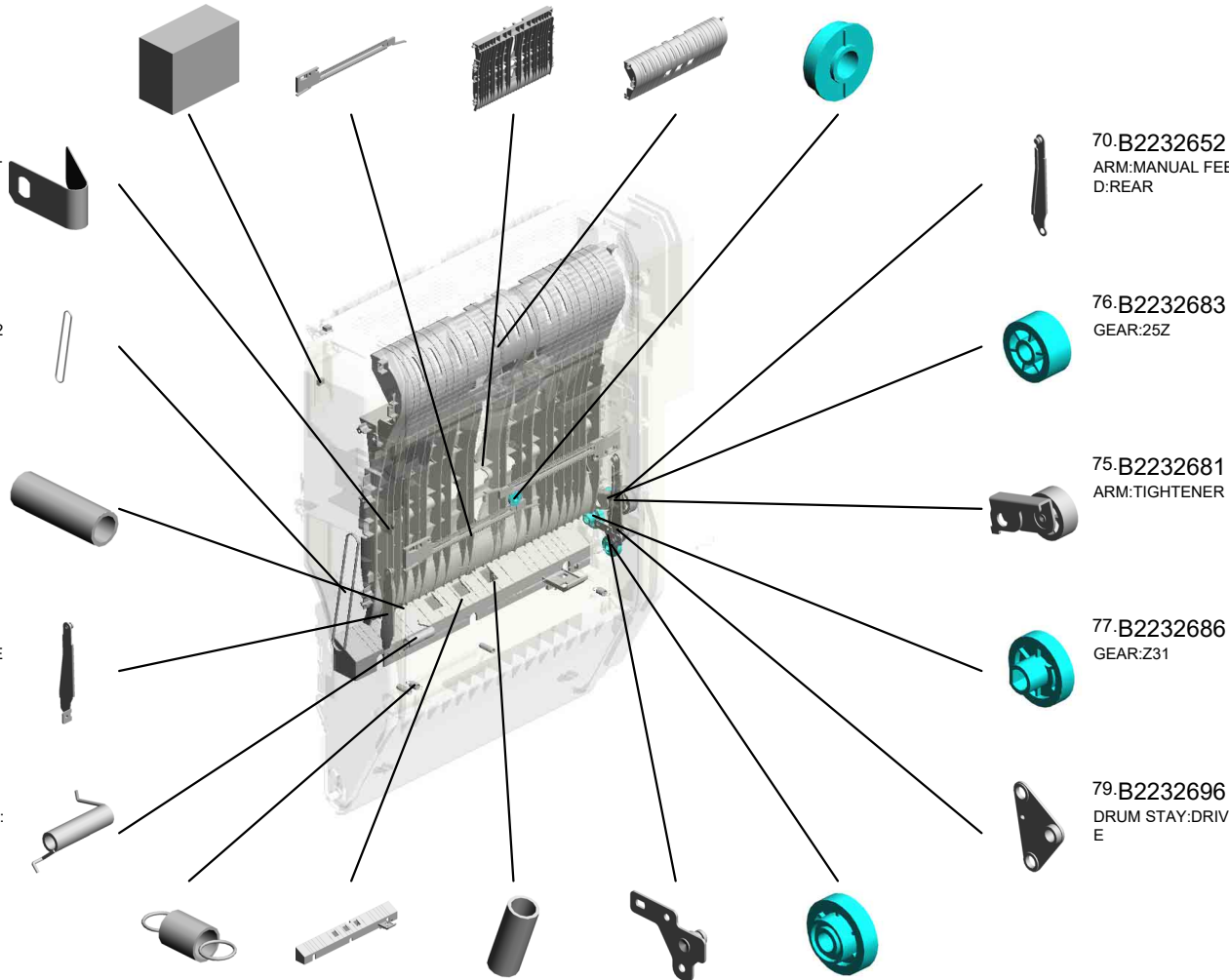
70.B2232652 ARM:MANUAL FEED:REAR

76.B2232683 GEAR:25Z

75.B2232681 ARM:TIGHTENER


77.B2232686 GEAR:Z31

79.B2232696 DRUM STAY:DRIVE

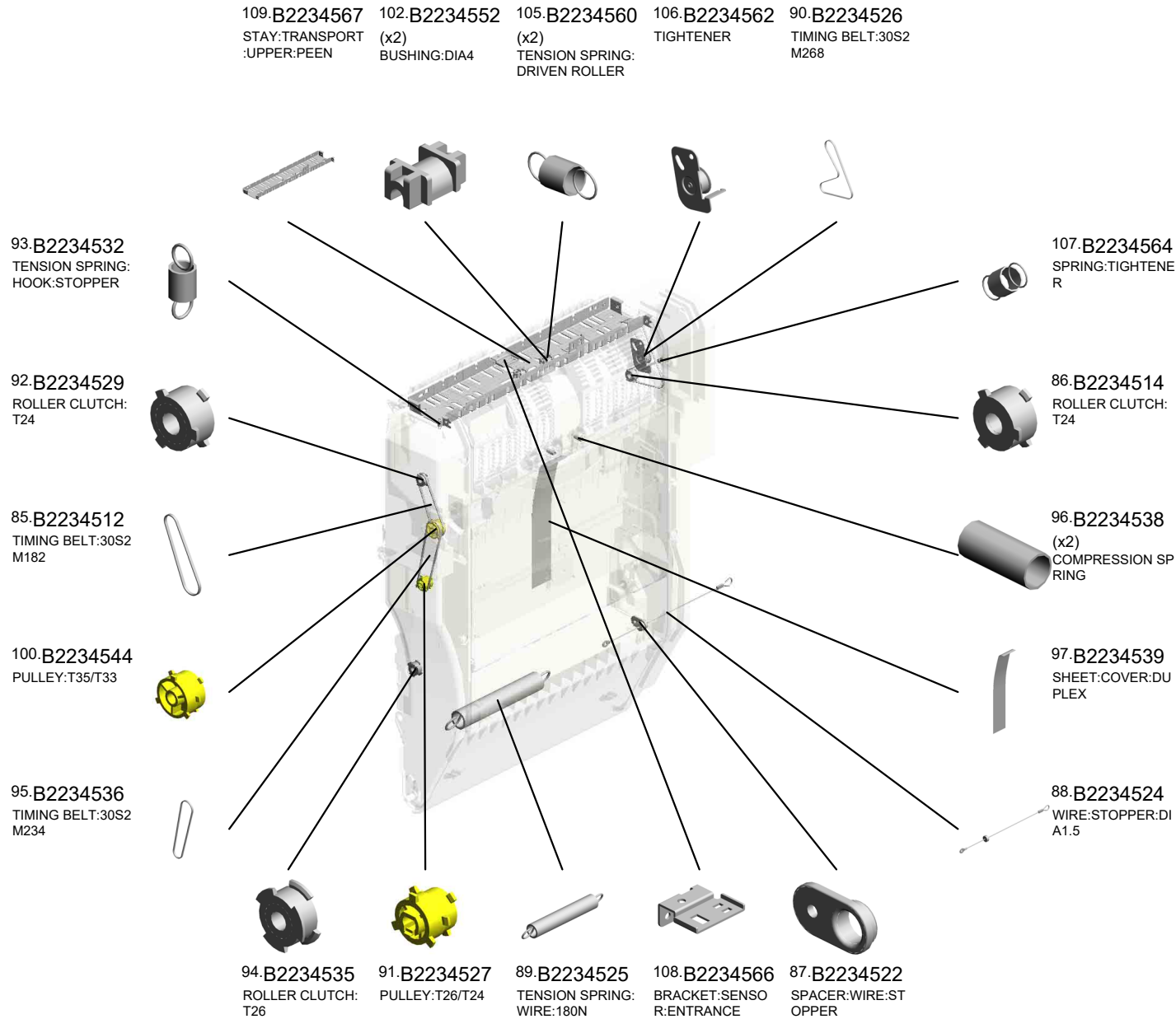


U001	U002	U003	U004	U005	U006	U007	U008	U009	U010	U011	U012	U013	U014	U015	U016	U017	U018	U019	U020	U021
------	------	------	------	------	------	------	------	------	------	------	------	------	------	------	------	------	------	------	------	------

U024_S001
 DUPLEX UNIT:ASS'Y




223.D1424536
 [A]
 DUPLEX UNIT:ASS'
 Y
 201803-01 X/O



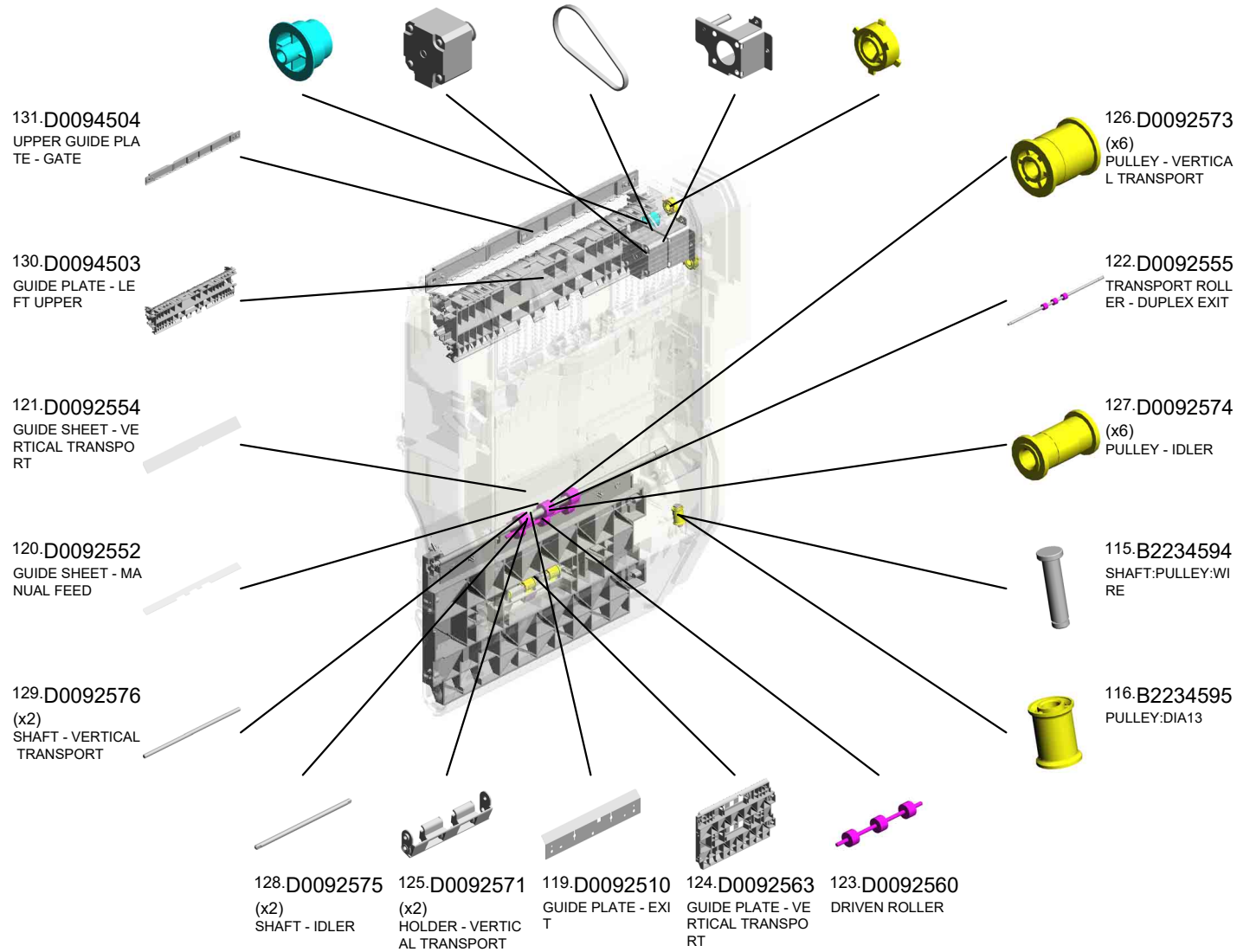
U001	U002	U003	U004	U005	U006	U007	U008	U009	U010	U011	U012	U013	U014	U015	U016	U017	U018	U019	U020	U021
------	------	------	------	------	------	------	------	------	------	------	------	------	------	------	------	------	------	------	------	------

U024_S001
 DUPLEX UNIT:ASS'Y

- 110.B2234571 GEAR:PULLEY:Z24 /T40
- 111.B2234572 STEPPER MOTOR: DC4.29V 1.7W
- 112.B2234573 TIMING BELT:30S2 M128
- 113.B2234575 BRACKET:STEPPE R MOTOR
- 114.B2234586 (x2) PULLEY:T30




223.D1424536
 [A]
 DUPLEX UNIT:ASS'
 Y
 201803-01 X/O



U001	U002	U003	U004	U005	U006	U007	U008	U009	U010	U011	U012	U013	U014	U015	U016	U017	U018	U019	U020	U021
------	------	------	------	------	------	------	------	------	------	------	------	------	------	------	------	------	------	------	------	------

U024_S001
 DUPLEX UNIT:ASS'Y



223.D1424536
 [A]
 DUPLEX UNIT:ASS'
 Y
 201803-01 X/O

137.D0094577 DUPLEX GATE
 146.D0094662 TRANSPORT ROLLER 1
 145.D0094661 (x2) REVERSE ROLLER - FEED
 148.D0094664 (x2) DRIVEN ROLLER
 151.D0292664 FEELER:PAPER SIZE SENSOR:MANUAL FEED

135.D0094522 TENSION SPRING: GATE PAWL:DUPL EX:0.08N

147.D0094663 TRANSPORT ROLLER 2

150.D0292612 GROUND PLATE:FRONT:MANUAL FEED

132.D0094511 SPACER:DIA8.0:1.5 MM

134.D0094513 COMPRESSION SPRING:EARTH:DUPL EX UNIT

133.D0094512 LINK:STOPPER
 143.D0094598 SPRING - SET SHAFT
 140.D0094589 GUIDE - SET SHAFT
 144.D0094599 SHAFT - DUPLEX UNIT
 141.D0094593 STEPPED SCREW - M3

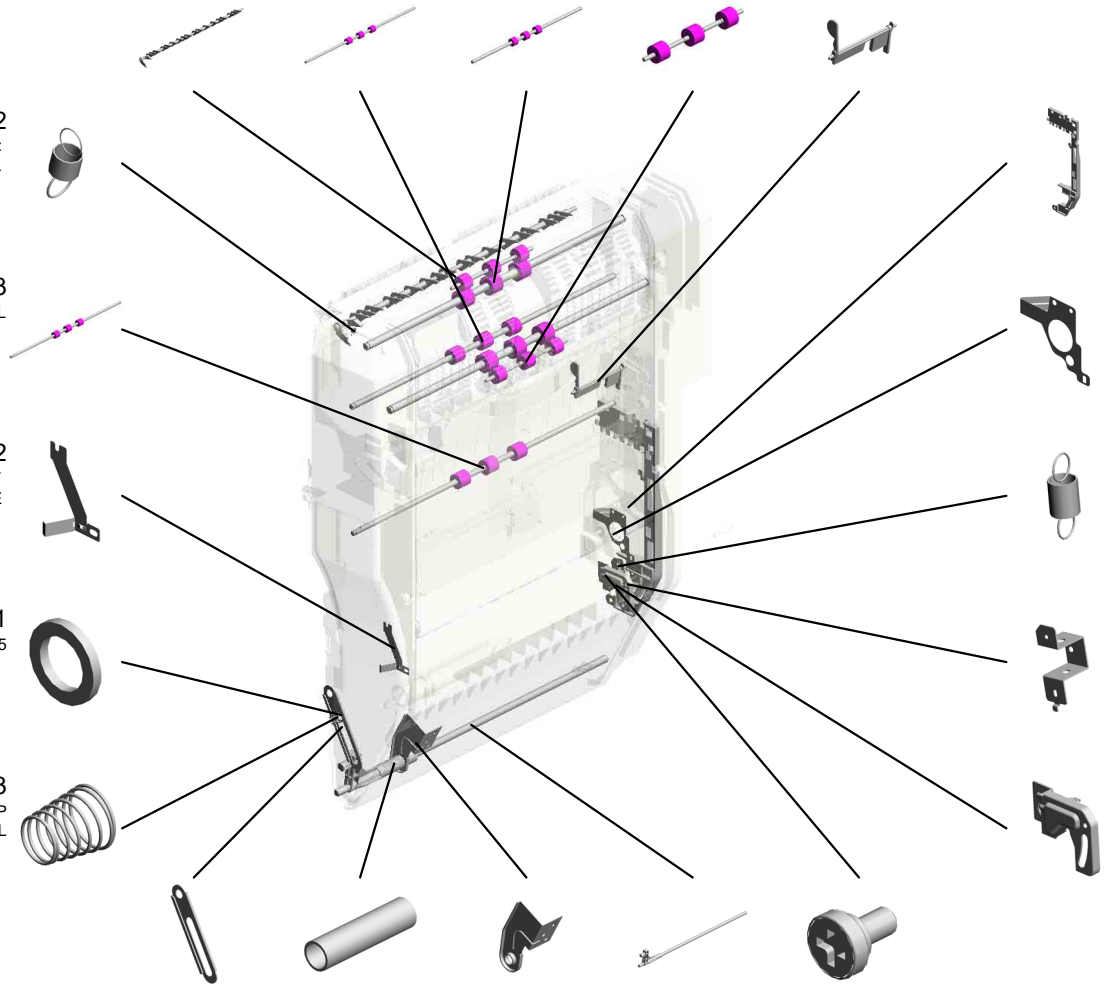
136.D0094535 HARNESS GUIDE

149.D0292611 GROUND PLATE:REAR:MANUAL FEED

138.D0094587 TENSION SPRING - RELEASE BRACKET


142.D0094597 BRACKET - WIRE PULLEY SHAFT

139.D0094588 STOPPER BRACKET - SPRING



U001	U002	U003	U004	U005	U006	U007	U008	U009	U010	U011	U012	U013	U014	U015	U016	U017	U018	U019	U020	U021
------	------	------	------	------	------	------	------	------	------	------	------	------	------	------	------	------	------	------	------	------

U024_S001
 DUPLEX UNIT:ASS'Y



223.D1424536
 [A]
 DUPLEX UNIT:ASS'
 Y
 201803-01 X/O

155.D0294482 GATE PAWL:UPPER:ASS'Y
 159.D0294497 (x2) COMPRESSION SPRING:DRIVEN ROLLER:GATE
 163.D0294590 HOOK:STOPPER:DUPLEX UNIT:ASS'Y
 158.D1294489 (x2) TENSION SPRING:GUIDE PLATE:RIGHT HT 201609-01 X/O
 160.D0294521 BRACKET:HARNESSES

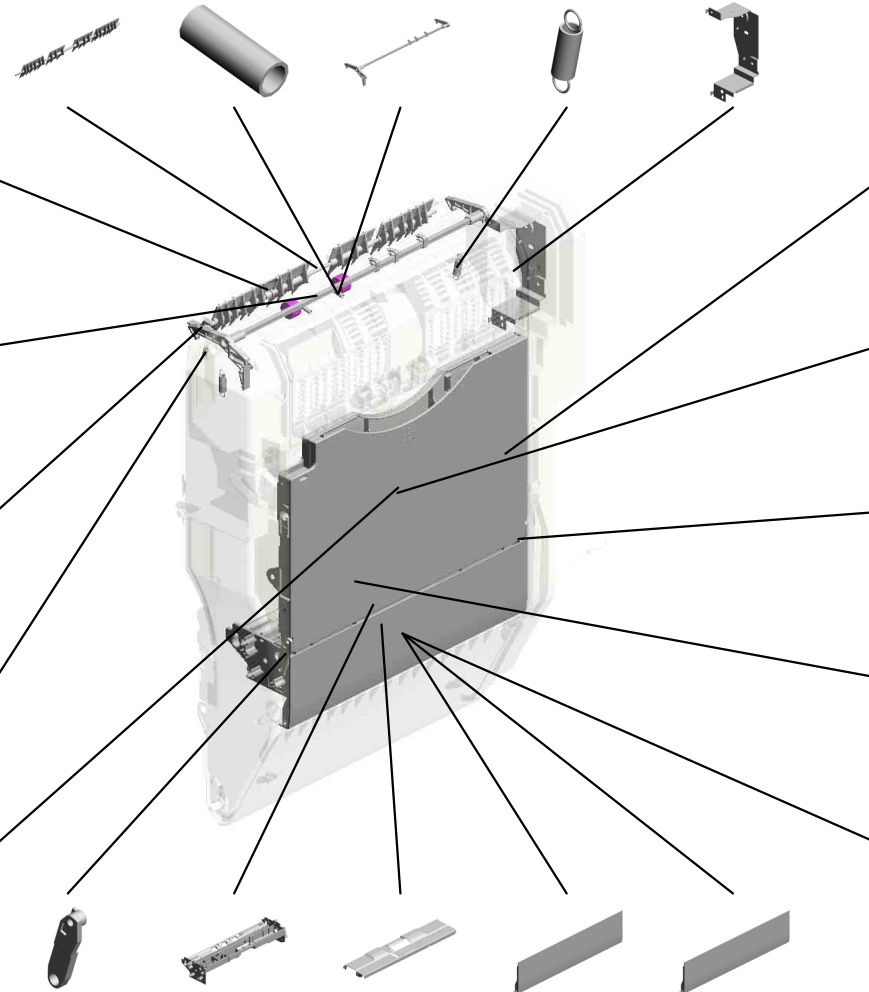
173.D0894484 GRIP:GATE PAWL:UPPER

172.D0894483 DRIVEN ROLLER:APER EXIT UNIT:VERTICAL TRANSPORT

156.D0294485 LEVER:GATE PAWL:UPPER

157.D0294486 TENSION SPRING:GATE PAWL:1.5N

183.D1292662 MANUAL FEED TABLE



154.D0292710 COVER:HARNESSES:MANUAL FEED TABLE

182.D1292661 COVER:MANUAL FEED

181.D1292658 ARM:MANUAL FEED:SHORT:REAR

152.D0292677 (x6) TRANSPORT BELT:DRIVEN:VERTICAL TRANSPORT


184.D1292664 (-NA/-EU):COVER:MANUAL FEED:ENTRANCE 201410-02

180.D1292657 ARM:MANUAL FEED:SHORT:FRONT
 179.D1292620 HOUSING:MANUAL FEED
 153.D0292709 GUIDE PLATE:SEPARATOR:ASS'Y
 184.D1292664 (-NA/-EU):COVER:MANUAL FEED:ENTRANCE
 184.M1252664 (x3) (-TWN/-CHN/-AA):COVER:MANUAL FEED:ENTRANCE 201410-01 O/O

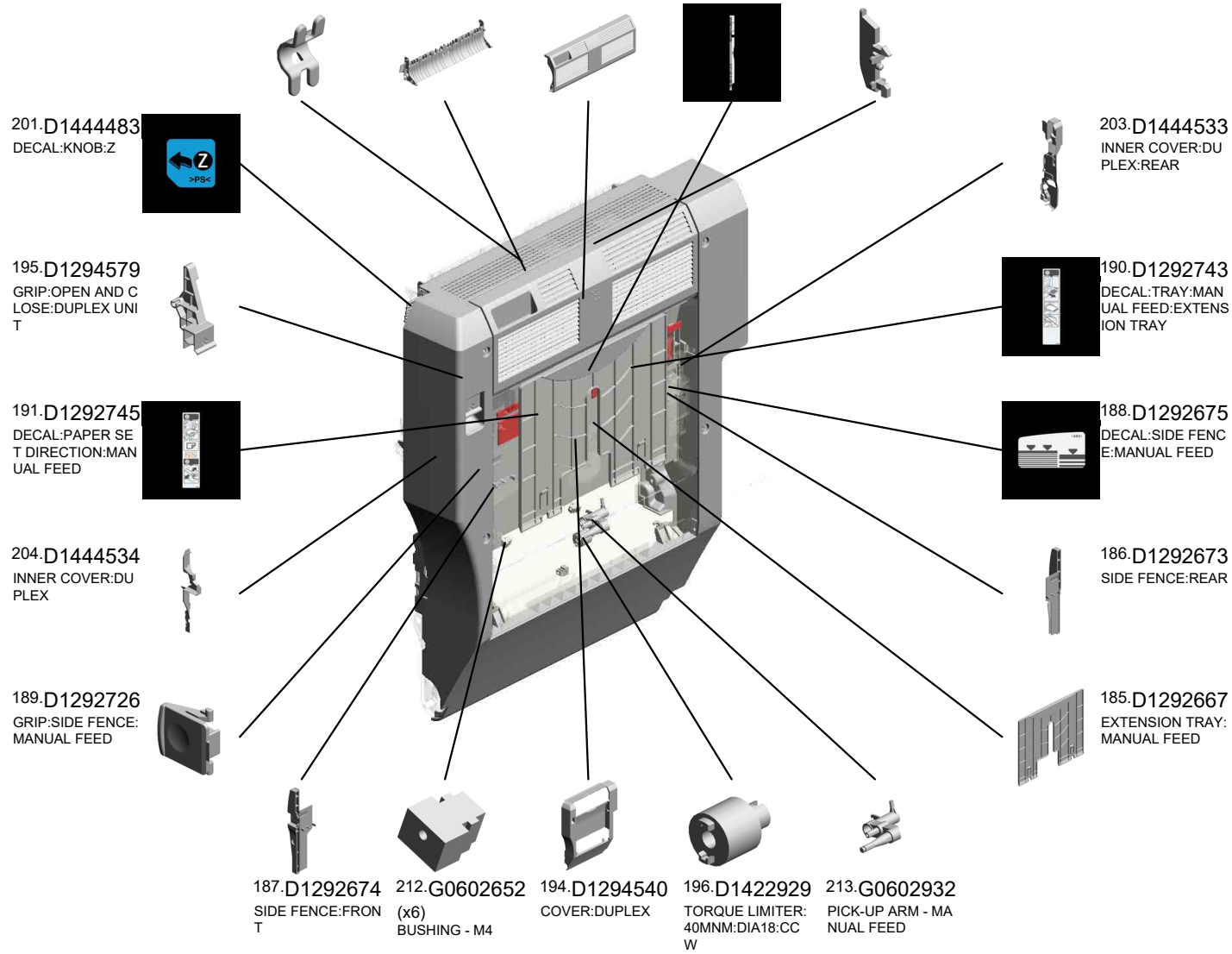
U001	U002	U003	U004	U005	U006	U007	U008	U009	U010	U011	U012	U013	U014	U015	U016	U017	U018	U019	U020	U021
------	------	------	------	------	------	------	------	------	------	------	------	------	------	------	------	------	------	------	------	------

U024_S001
 DUPLEX UNIT:ASS'Y

- 202.D1444489 (x2) STOPPER:DRIVEN ROLLER
- 199.D1444481 GUIDE PLATE:OPEN AND CLOSE
- 193.D1294531 GUIDE PLATE:COVER:OPEN AND CLOSE
- 192.D1292748 DECAL:SCALE:MANUAL FEED
- 200.D1444482 (x7) GUIDE:GUIDE PLATE:OPEN AND CLOSE




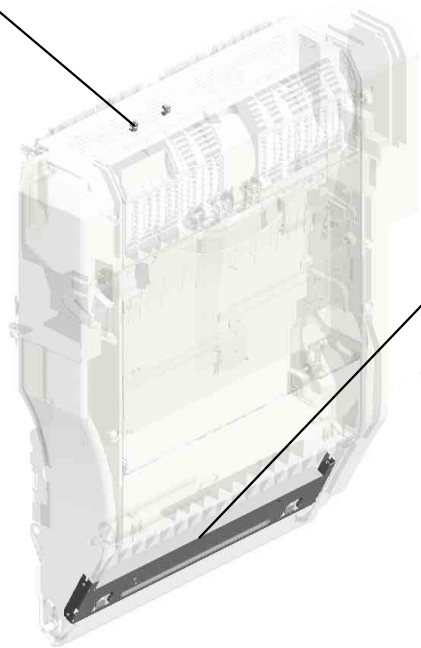
223.D1424536
 [A]
 DUPLEX UNIT:ASS'Y
 201803-01 X/O



U001	U002	U003	U004	U005	U006	U007	U008	U009	U010	U011	U012	U013	U014	U015	U016	U017	U018	U019	U020	U021
------	------	------	------	------	------	------	------	------	------	------	------	------	------	------	------	------	------	------	------	------

U024_S001
DUPLEX UNIT:ASS'Y

214.G0604435
(x2)
BUSHING - M4



223.D1424536
[A]
DUPLEX UNIT:ASS'
Y
201803-01 X/O

222.D0094528
STAY:SIDE PLATE:
LOWER

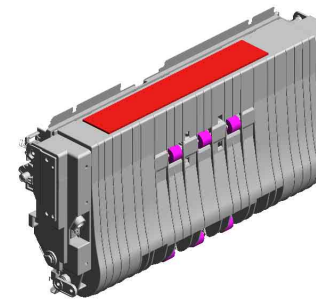


D1424535
[A]
DUPLEX UNIT:ASS'
Y
201803-01 X/O

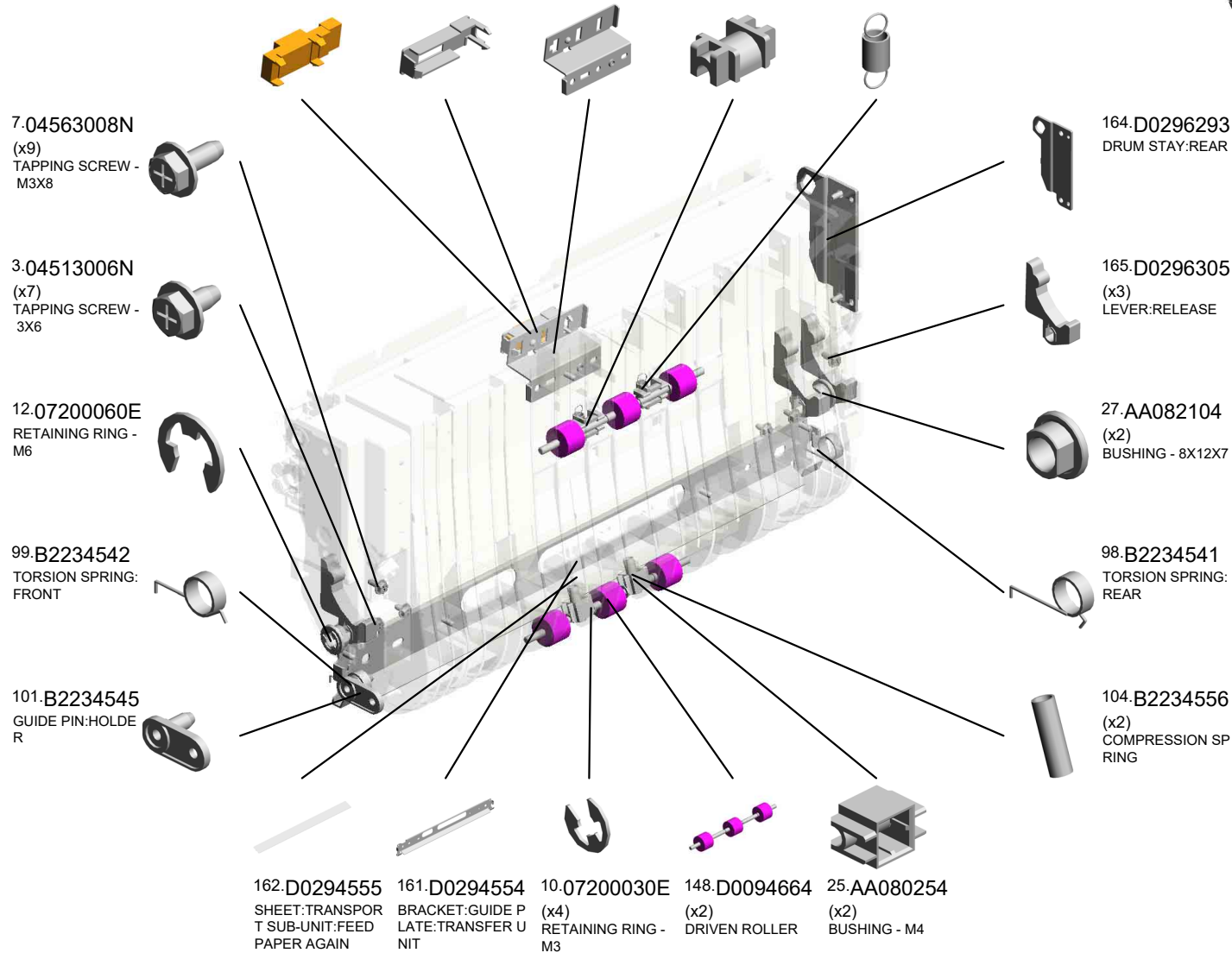
U001	U002	U003	U004	U005	U006	U007	U008	U009	U010	U011	U012	U013	U014	U015	U016	U017	U018	U019	U020	U021
------	------	------	------	------	------	------	------	------	------	------	------	------	------	------	------	------	------	------	------	------

U024_S001_S001
(C3002)(C3502-NA/-EU):GUIDE PLATE:TRANSFER UNIT:ASS'Y

- 49.AW010118 PAPER FEED SENSOR
- 118.B2384739 COVER - ENTRANCE SENSOR
- 117.B2384733 ENTRANCE SENSOR BRACKET
- 102.B2234552 (x2) BUSHING:DIA4
- 103.B2234553 (x2) TENSION SPRING: DRIVEN ROLLER



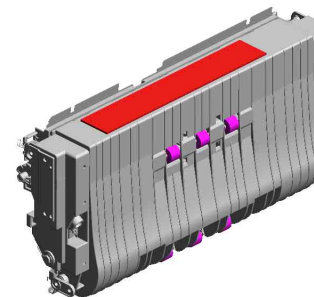
205.D1444553
(C3002)(C3502-NA/-EU):GUIDE PLATE:TRANSFER UNIT:ASS'Y
201305-02 X/O



U001	U002	U003	U004	U005	U006	U007	U008	U009	U010	U011	U012	U013	U014	U015	U016	U017	U018	U019	U020	U021
------	------	------	------	------	------	------	------	------	------	------	------	------	------	------	------	------	------	------	------	------

U024_S001_S001
 (C3002)(C3502-NA/-EU):GUIDE PLATE:TRANSFER UNIT:ASS'Y


176.D0894666 211.D1446310 198.D1444221
 DRUM STAY:FRONT (x2) DECAL:WARNING (HIGH TEMPERATURE);GUIDE PLATE:OPEN AND CLOSE
 201211-11 SPRING:TRANSFER



205.D1444553
 (C3002)(C3502-NA/-EU):GUIDE PLATE:TRANSFER UNIT:ASS'Y
 201305-02 X/O

168.D0296321
 (x2)
 ANCHOR:SPRING

169.D0296322
 SHAFT:LEVER:FRONT



170.D0296323
 SHAFT:LEVER:REAR

174.D0894664
 GUIDE PLATE:TRANSFER UNIT:HOLDER
 201211-04 X/X

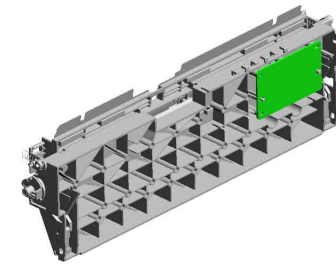
175.D0894665
 SHAFT:HOLDER:REAR
 201211-09

167.D0296320
 BRACKET:LEVER:MIDDLE

U001	U002	U003	U004	U005	U006	U007	U008	U009	U010	U011	U012	U013	U014	U015	U016	U017	U018	U019	U020	U021
------	------	------	------	------	------	------	------	------	------	------	------	------	------	------	------	------	------	------	------	------


U024_S001_S001_S001
SEPARATION/TRANSPORT SECTION:ASS'Y

206.D1446206 (-NA/-EU):TRANSFER/SEPARATION UNIT:ASS'Y 201306-02 X/O
 210.D1446289 TERMINAL:SEPARATION
 166.D0296307 (x2) COMPRESSION SPRING:GUIDE PLATE:EXIT:3.5N

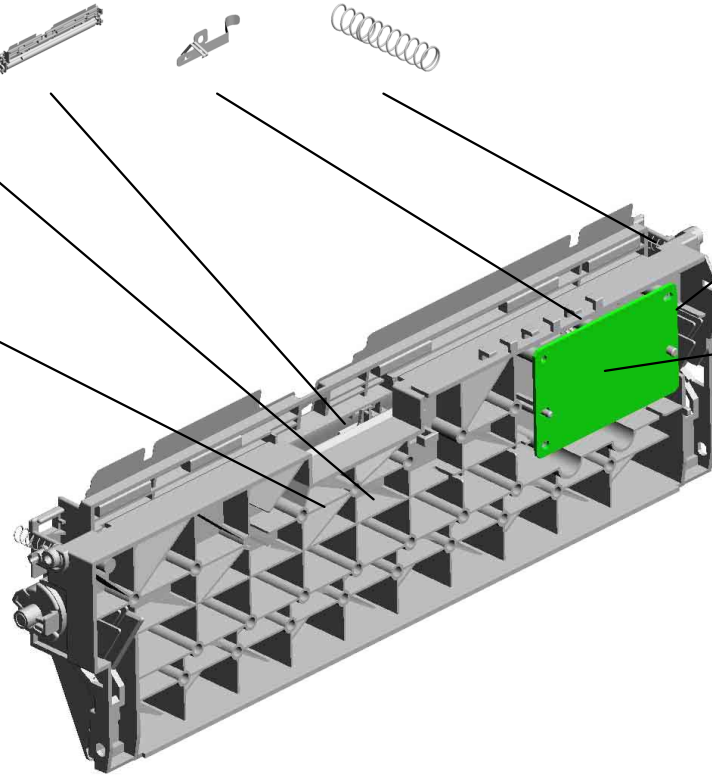


207.D1446213 SEPARATION/TRANSPORT SECTION:ASS'Y 201305-01 X/O

208.D1446274 CASE:TRANSFER ROLLER:C3 201211-05 X/X



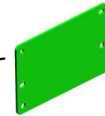
171.D0296335 SHEET:CASE:LOWER



209.D1446285 TERMINAL:TRANSFER ROLLER



54.AZ300060 POWER PACK:D

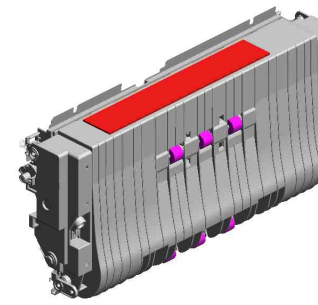


U001	U002	U003	U004	U005	U006	U007	U008	U009	U010	U011	U012	U013	U014	U015	U016	U017	U018	U019	U020	U021
------	------	------	------	------	------	------	------	------	------	------	------	------	------	------	------	------	------	------	------	------

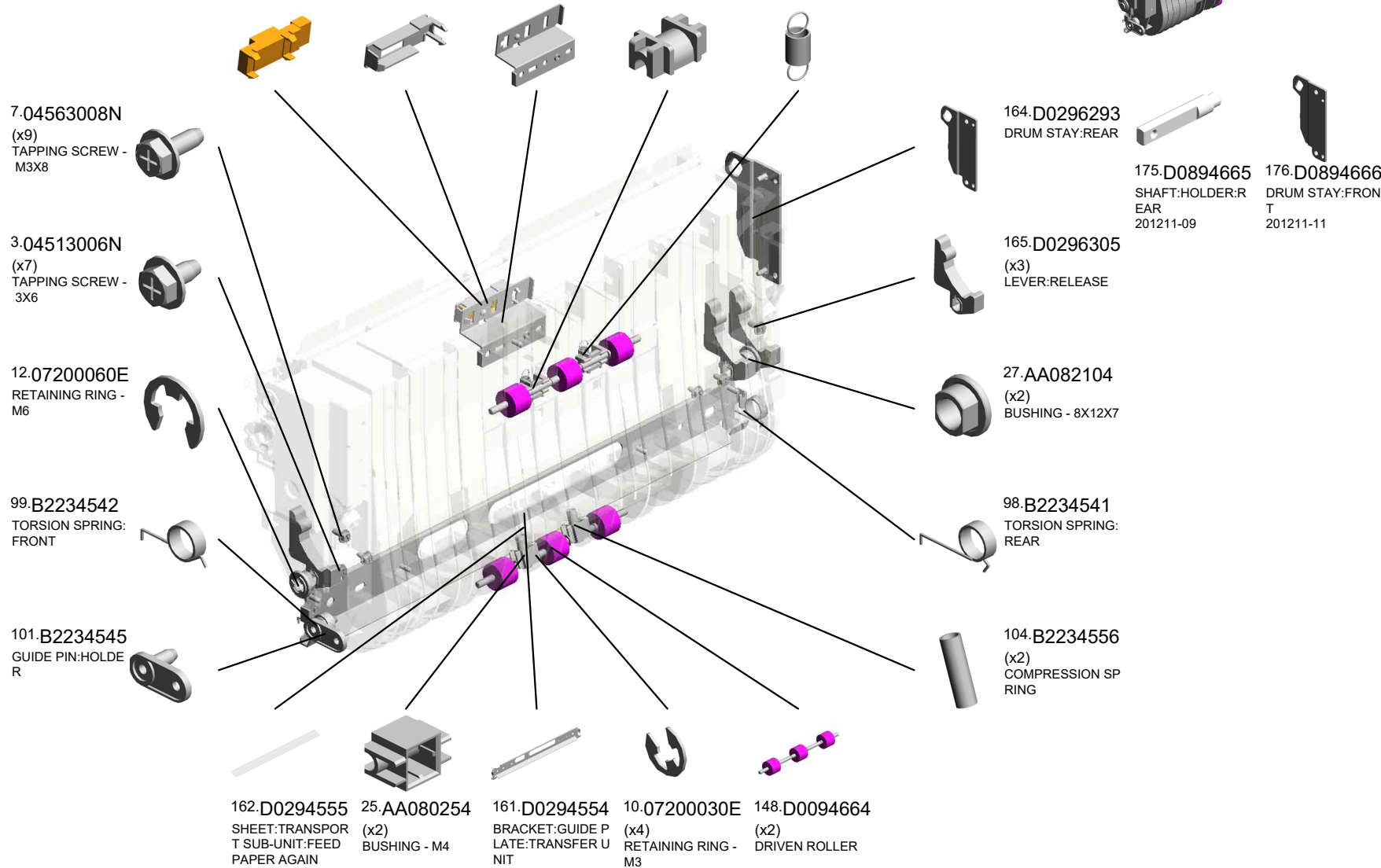
U024_S001_S002

(C3502-TWN/-CHN/-AA):GUIDE PLATE:TRANSFER UNIT:C3:ASS'Y

- 49.AW010118 PAPER FEED SENSOR
- 118.B2384739 COVER - ENTRANCE SENSOR
- 117.B2384733 ENTRANCE SENSOR BRACKET
- 102.B2234552 (x2) BUSHING:DIA4
- 103.B2234553 (x2) TENSION SPRING: DRIVEN ROLLER



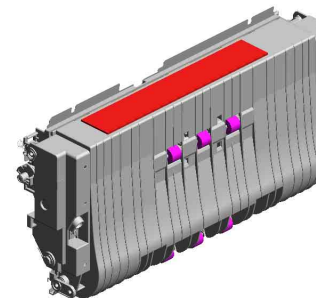
219.D1444554
(C3502-TWN/-CHN/-AA):GUIDE PLATE:TRANSFER UNIT:C3:ASS'Y



U001	U002	U003	U004	U005	U006	U007	U008	U009	U010	U011	U012	U013	U014	U015	U016	U017	U018	U019	U020	U021
------	------	------	------	------	------	------	------	------	------	------	------	------	------	------	------	------	------	------	------	------


U024_S001_S002
 (C3502-TWN/-CHN/-AA):GUIDE PLATE:TRANSFER UNIT:C3:ASS'Y

211.D1446310 (x2) SPRING:TRANSFER
 168.D0296321 (x2) ANCHOR:SPRING
 198.D1444221 DECAL:WARNING (HIGH TEMPERATURE):GUIDE PLATE:OPEN AND CLOSE



219.D1444554
 (C3502-TWN/-CHN/-AA):GUIDE PLATE:TRANSFER UNIT:C3:ASS'Y

169.D0296322
 SHAFT:LEVER:FRONT



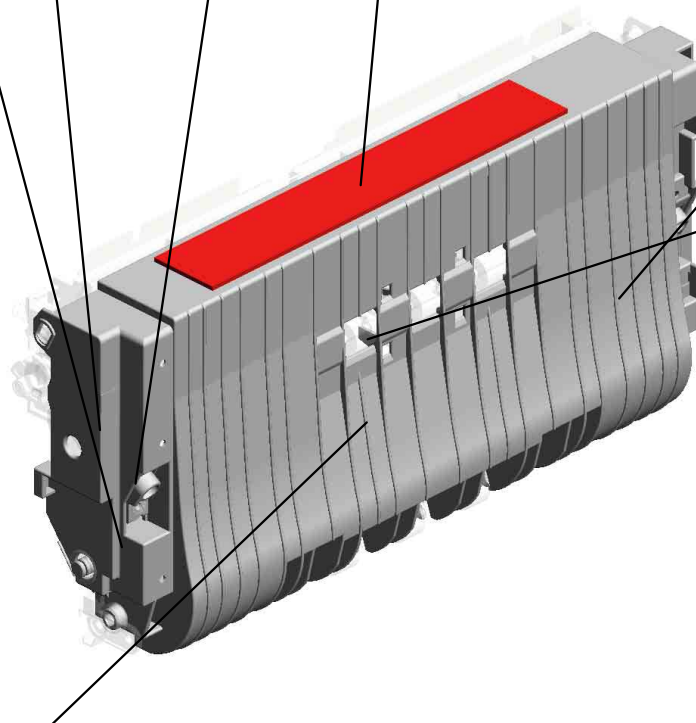
170.D0296323
 SHAFT:LEVER:REAR



174.D0894664
 GUIDE PLATE:TRANSFER UNIT:HOLDER
 201211-04 X/X

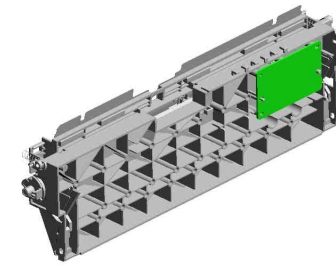


167.D0296320
 BRACKET:LEVER:MIDDLE




U024_S001_S002_S001
 (-TWN/-CHN/-AA):SEPARATION/TRANSPORT SECTION:C3:ASS'Y

220.D1446207 (-TWN/-CHN/-AA):TRANSFER/SEPARATION UNIT:C3:ASS'Y
 210.D1446289 TERMINAL:SEPARATION
 166.D0296307 (x2) COMPRESSION SPRING:GUIDE PLATE:EXIT:3.5N

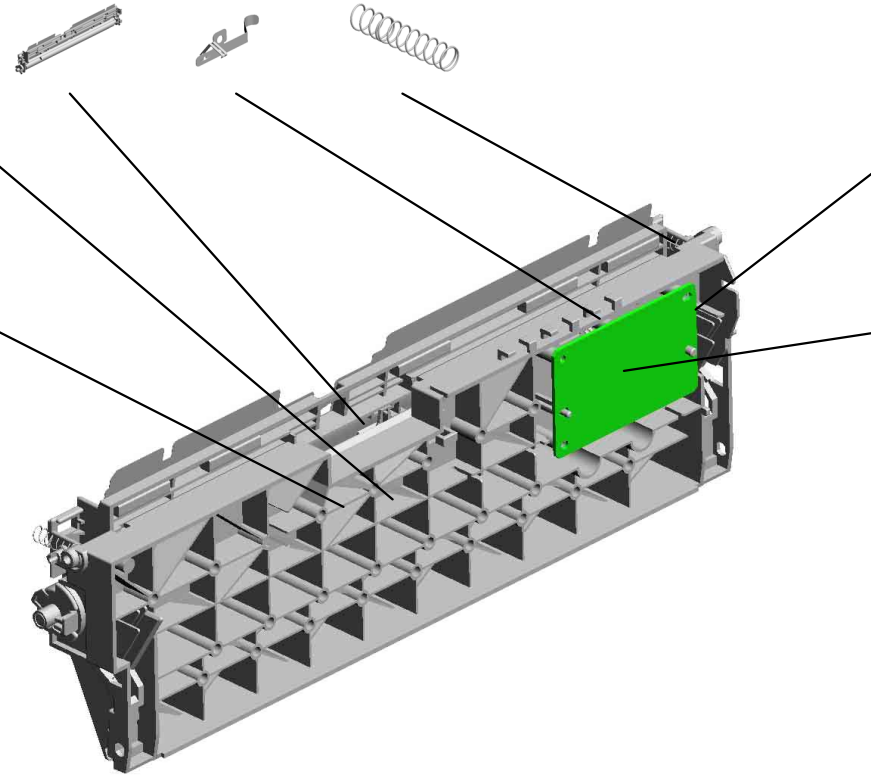


221.D1446214 (-TWN/-CHN/-AA):SEPARATION/TRANSPORT SECTION:C3:ASS'Y

208.D1446274 CASE:TRANSFER ROLLER:C3 201211-05 X/X



171.D0296335 SHEET:CASE:LOWER



209.D1446285 TERMINAL:TRANSFER ROLLER



54.AZ300060 POWER PACK:D

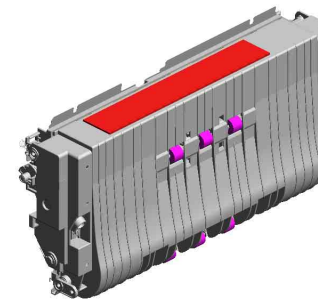


U001	U002	U003	U004	U005	U006	U007	U008	U009	U010	U011	U012	U013	U014	U015	U016	U017	U018	U019	U020	U021
------	------	------	------	------	------	------	------	------	------	------	------	------	------	------	------	------	------	------	------	------

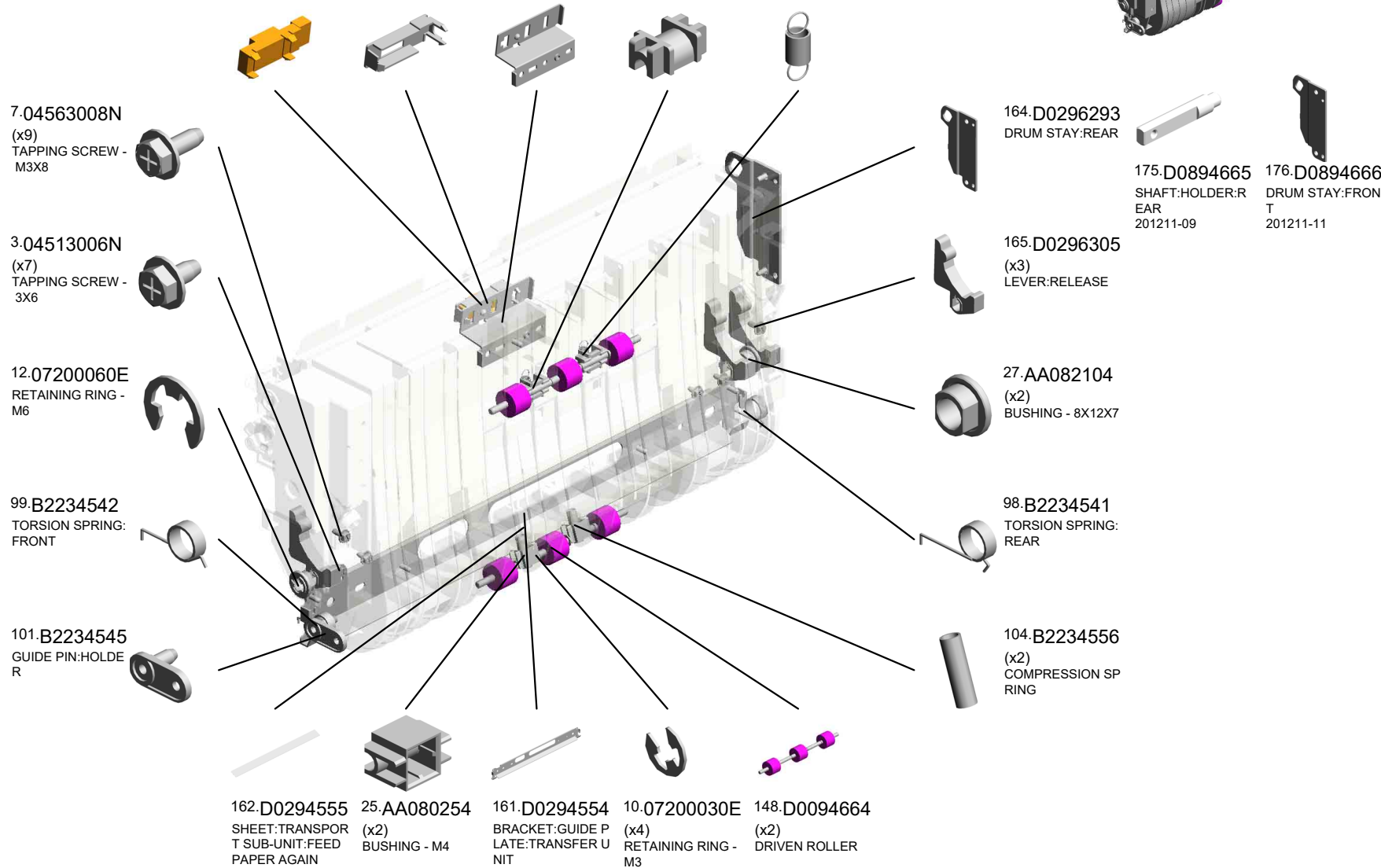
U024_S001_S003

(C3502-TWN/-CHN/-AA):GUIDE PLATE:TRANSFER UNIT:C3:ASS'Y

- 49.AW010118 PAPER FEED SENSOR
- 118.B2384739 COVER - ENTRANCE SENSOR
- 117.B2384733 ENTRANCE SENSOR BRACKET
- 102.B2234552 (x2) BUSHING: DIA4
- 103.B2234553 (x2) TENSION SPRING: DRIVEN ROLLER



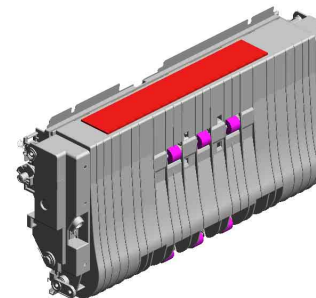
219.D1444554
(C3502-TWN/-CHN/-AA):GUIDE PLATE:TRANSFER UNIT:C3:ASS'Y



U001	U002	U003	U004	U005	U006	U007	U008	U009	U010	U011	U012	U013	U014	U015	U016	U017	U018	U019	U020	U021
------	------	------	------	------	------	------	------	------	------	------	------	------	------	------	------	------	------	------	------	------


U024_S001_S003
 (C3502-TWN/-CHN/-AA):GUIDE PLATE:TRANSFER UNIT:C3:ASS'Y

211.D1446310 (x2) SPRING:TRANSFER
 168.D0296321 (x2) ANCHOR:SPRING
 198.D1444221 DECAL:WARNING (HIGH TEMPERATURE);GUIDE PLATE:OPEN AND CLOSE



219.D1444554
 (C3502-TWN/-CHN/-AA):GUIDE PLATE:TRANSFER UNIT:C3:ASS'Y


169.D0296322
 SHAFT:LEVER:FRONT



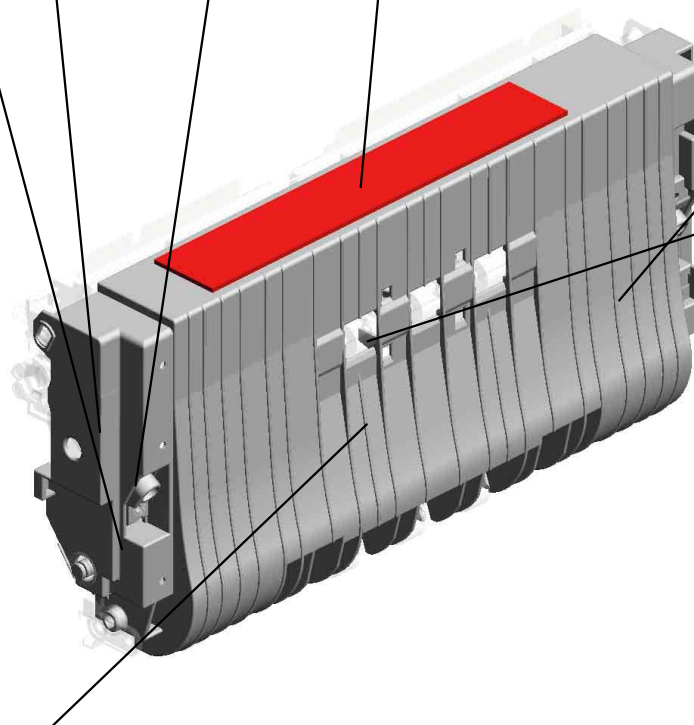
170.D0296323
 SHAFT:LEVER:REAR



174.D0894664
 GUIDE PLATE:TRANSFER UNIT:HOLDER
 201211-04 X/X

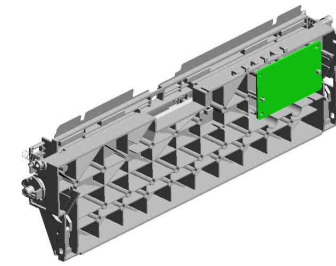


167.D0296320
 BRACKET:LEVER:MIDDLE




U024_S001_S003_S001
 (-TWN/-CHN/-AA):SEPARATION/TRANSPORT SECTION:C3:ASS'Y

220.D1446207 (-TWN/-CHN/-AA):TRANSFER/SEPARATION UNIT:C3:ASS'Y
 210.D1446289 TERMINAL:SEPARATION
 166.D0296307 (x2) COMPRESSION SPRING:GUIDE PLATE:EXIT:3.5N

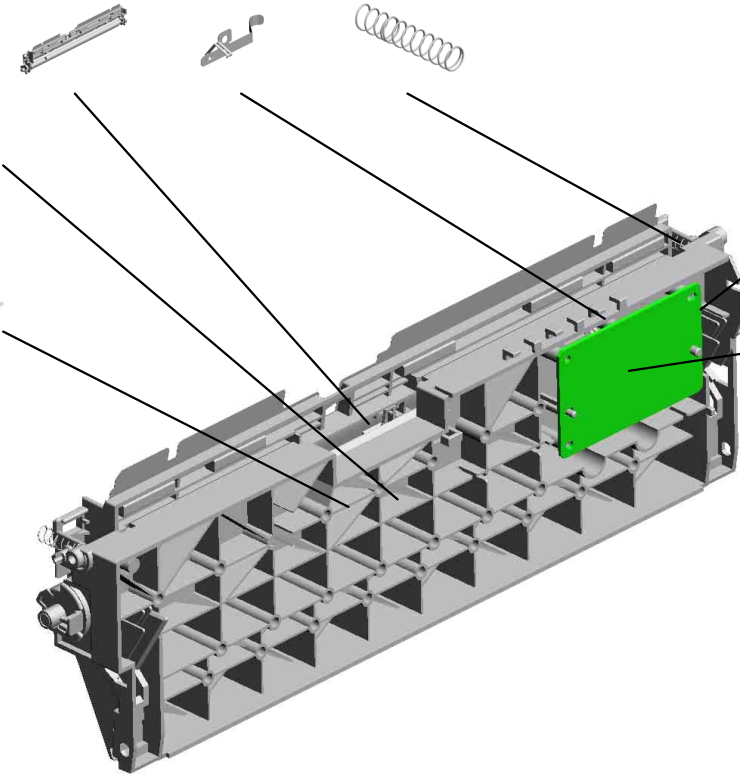


221.D1446214 (-TWN/-CHN/-AA):SEPARATION/TRANSPORT SECTION:C3:ASS'Y

208.D1446274 CASE:TRANSFER ROLLER:C3 201211-05 X/X



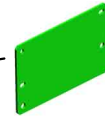
171.D0296335 SHEET:CASE:LOWER



209.D1446285 TERMINAL:TRANSFER ROLLER



54.AZ300060 POWER PACK:D

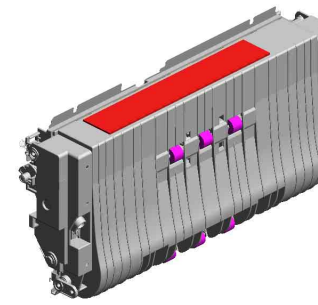


U001	U002	U003	U004	U005	U006	U007	U008	U009	U010	U011	U012	U013	U014	U015	U016	U017	U018	U019	U020	U021
------	------	------	------	------	------	------	------	------	------	------	------	------	------	------	------	------	------	------	------	------

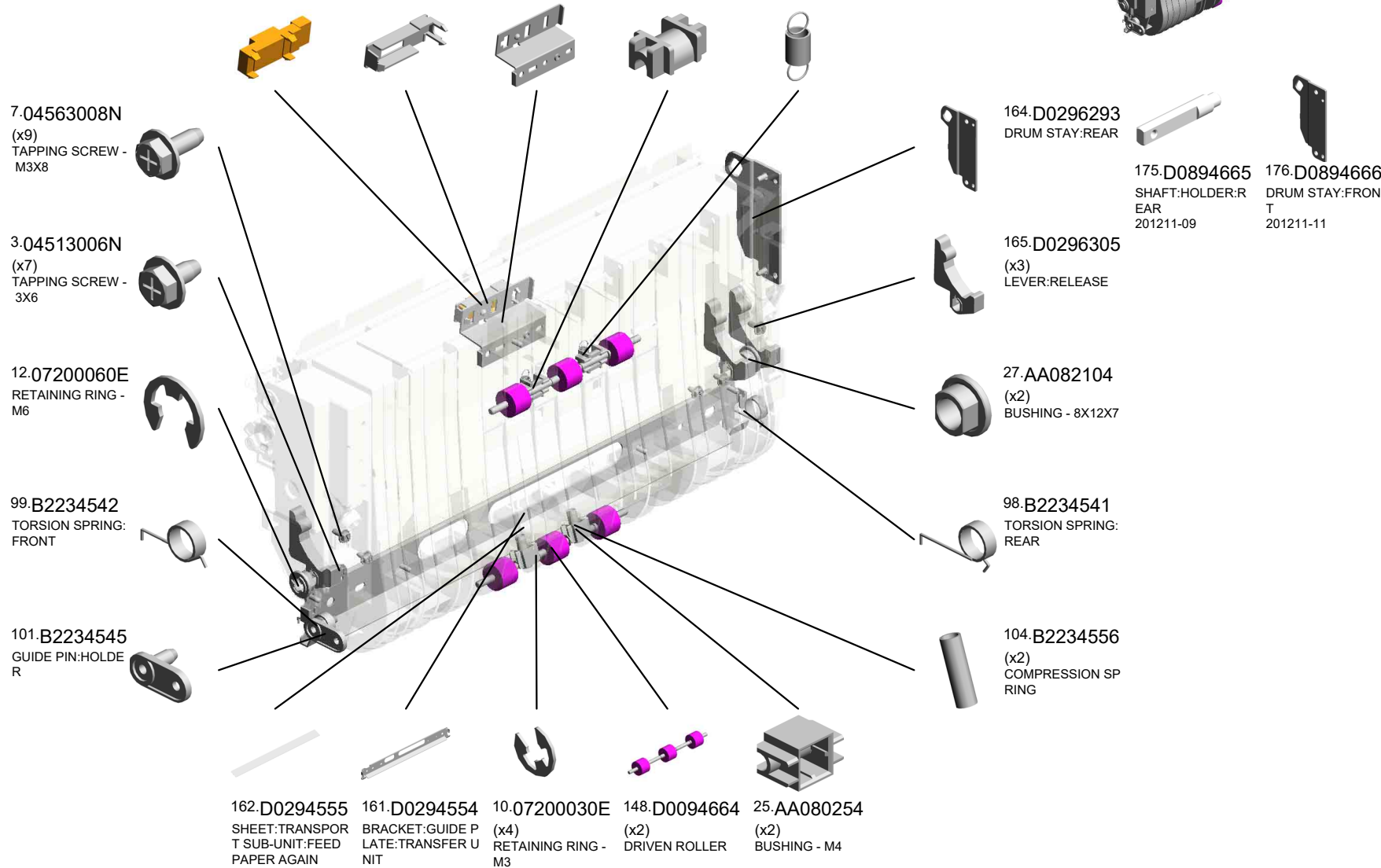
U024_S001_S004

(C3502-TWN/-CHN/-AA):GUIDE PLATE:TRANSFER UNIT:C3:ASS'Y

- 49.AW010118 PAPER FEED SENSOR
- 118.B2384739 COVER - ENTRANCE SENSOR
- 117.B2384733 ENTRANCE SENSOR BRACKET
- 102.B2234552 (x2) BUSHING:DIA4
- 103.B2234553 (x2) TENSION SPRING:DRIVEN ROLLER



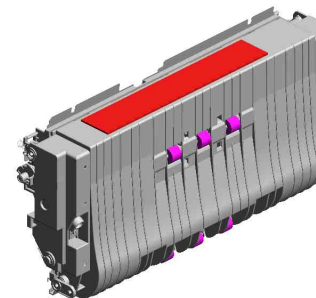
219.D1444554
(C3502-TWN/-CHN/-AA):GUIDE PLATE:TRANSFER UNIT:C3:ASS'Y



U001	U002	U003	U004	U005	U006	U007	U008	U009	U010	U011	U012	U013	U014	U015	U016	U017	U018	U019	U020	U021
------	------	------	------	------	------	------	------	------	------	------	------	------	------	------	------	------	------	------	------	------



U024_S001_S004
 (C3502-TWN/-CHN/-AA):GUIDE PLATE:TRANSFER UNIT:C3:ASS'Y

211.D1446310 (x2) SPRING:TRANSFER
 168.D0296321 (x2) ANCHOR:SPRING
 198.D1444221 DECAL:WARNING (HIGH TEMPERATURE);GUIDE PLATE:OPEN AND CLOSE



219.D1444554
 (C3502-TWN/-CHN/-AA):GUIDE PLATE:TRANSFER UNIT:C3:ASS'Y

169.D0296322
 SHAFT:LEVER:FRONT



170.D0296323
 SHAFT:LEVER:REAR



174.D0894664
 GUIDE PLATE:TRANSFER UNIT:HOLDER
 201211-04 X/X



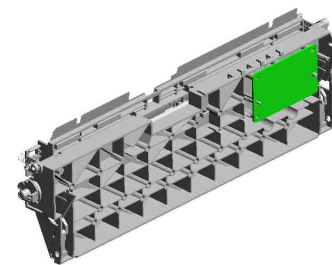
167.D0296320
 BRACKET:LEVER:MIDDLE



U001	U002	U003	U004	U005	U006	U007	U008	U009	U010	U011	U012	U013	U014	U015	U016	U017	U018	U019	U020	U021
------	------	------	------	------	------	------	------	------	------	------	------	------	------	------	------	------	------	------	------	------


U024_S001_S004_S001
 (-TWN/-CHN/-AA):SEPARATION/TRANSPORT SECTION:C3:ASS'Y

220.D1446207 (-TWN/-CHN/-AA):TRANSFER/SEPARATION UNIT:C3:ASS'Y
 210.D1446289 TERMINAL:SEPARATION
 166.D0296307 (x2) COMPRESSION SPRING:GUIDE PLATE:EXIT:3.5N

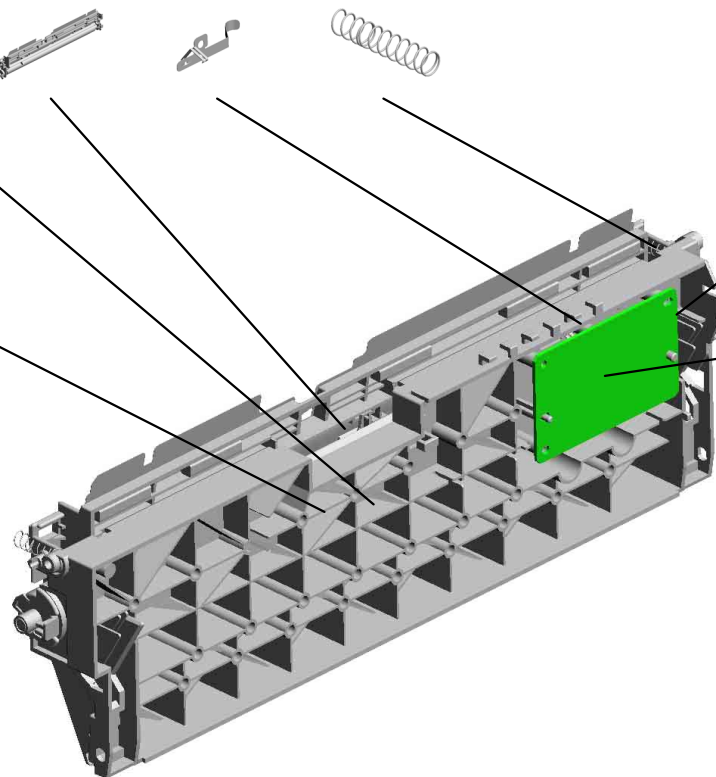


221.D1446214 (-TWN/-CHN/-AA):SEPARATION/TRANSPORT SECTION:C3:ASS'Y

208.D1446274 CASE:TRANSFER ROLLER:C3 201211-05 X/X



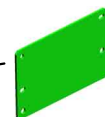
171.D0296335 SHEET:CASE:LOWER



209.D1446285 TERMINAL:TRANSFER ROLLER




54.AZ300060 POWER PACK:D



U001	U002	U003	U004	U005	U006	U007	U008	U009	U010	U011	U012	U013	U014	U015	U016	U017	U018	U019	U020	U021
------	------	------	------	------	------	------	------	------	------	------	------	------	------	------	------	------	------	------	------	------


U025.Drive-1 (PCDU)

U025 S001
D1421110
DRIVE UNIT:ENGINE:ASS'Y




U001	U002	U003	U004	U005	U006	U007	U008	U009	U010	U011	U012	U013	U014	U015	U016	U017	U018	U019	U020	U021
------	------	------	------	------	------	------	------	------	------	------	------	------	------	------	------	------	------	------	------	------

U025
Drive-1 (PCDU)



U001	U002	U003	U004	U005	U006	U007	U008	U009	U010	U011	U012	U013	U014	U015	U016	U017	U018	U019	U020	U021
------	------	------	------	------	------	------	------	------	------	------	------	------	------	------	------	------	------	------	------	------

U025_S001
DRIVE UNIT:ENGINE:ASS'Y



15.D1421110
DRIVE UNIT:ENGINE:
E:ASS'Y

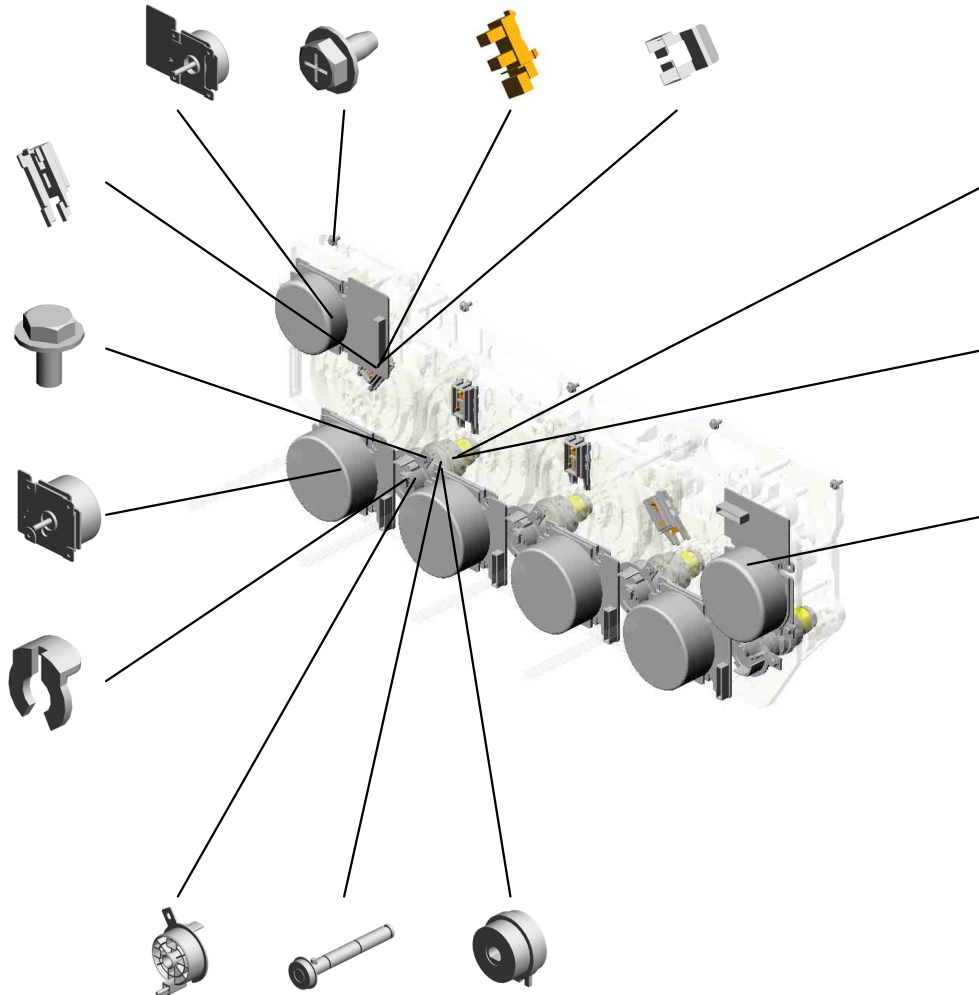
- 8.AX060413 BRUSHLESS MOT OR:DRIVE:DC:10W
- 2.04543006Q (x8) TAPPING SCREW - M3X6
- 6.AW020145 (x4) PHOTOINTERRUPTOR:FLAT
- 14.D0891145 (x4) BRACKET:SENSO R COVER

11.B2231144 (x4) HOLDER:POSITIO NING SENSOR

1.03603006N (x27) SCREW - M3X6

9.AX060426 (x4) BRUSHLESS MOT OR:DRIVE:DRUM:2 8W

4.AA100015 (x4) SNAP RING - M6



5.AB030888 (x4) TIMING PULLEY:D EVELOPMENT:NO. 1

3.08050088 (x8) RETAINING RING - M6

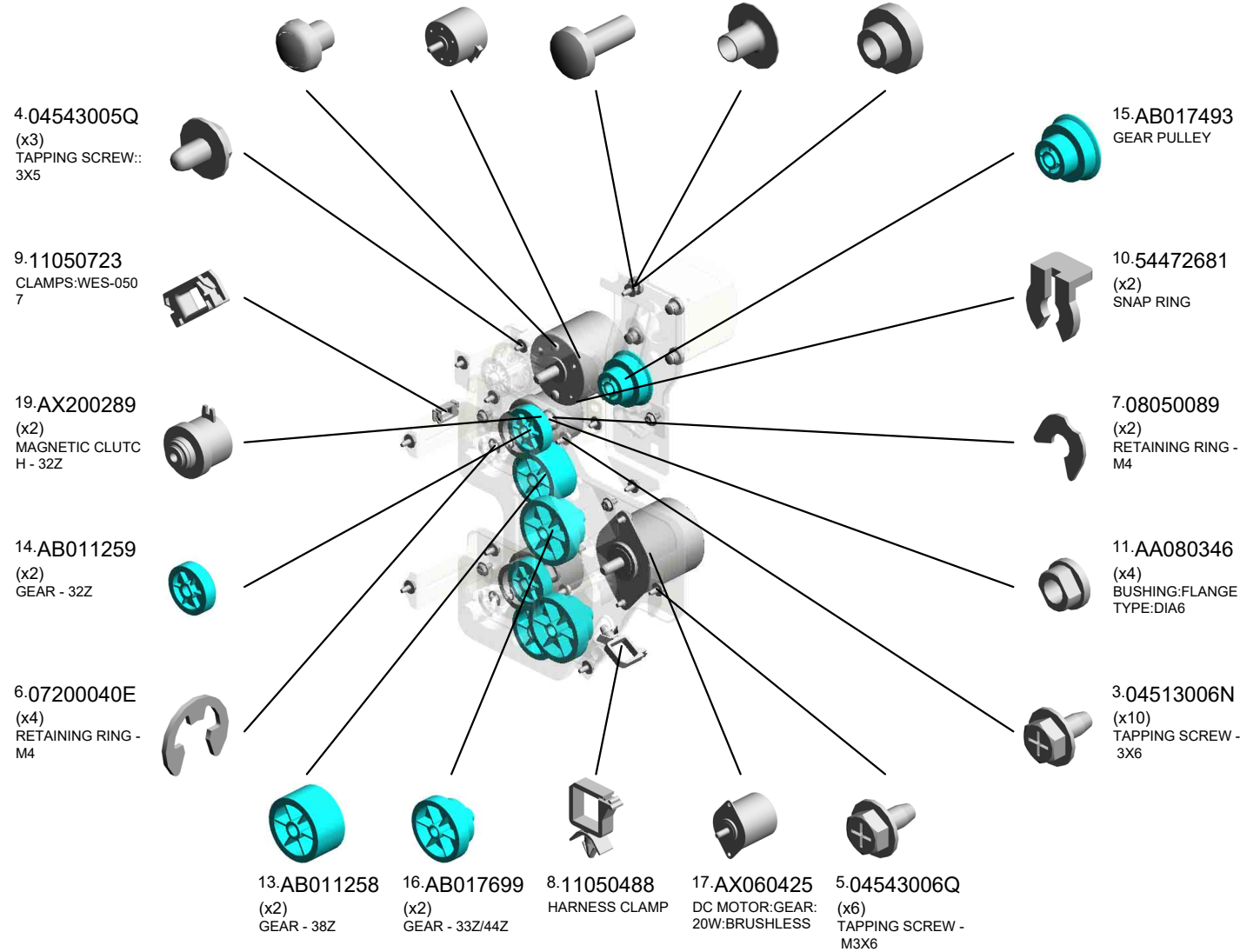
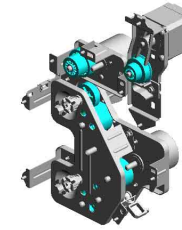
7.AX060356 BRUSHLESS MOT OR:DC24V 18W

- 13.D0251139 (x4) HOLDER:MAGNETI C CLUTCH:DEVEL OPMENT:COLOR
- 12.D0251136 (x4) SHAFT:DEVELOPM ENT:COLOR:ASS'Y
- 10.AX200315 (x4) MAGNETIC CLUTC H:DEVELOPMENT: 0.5N

U001	U002	U003	U004	U005	U006	U007	U008	U009	U010	U011	U012	U013	U014	U015	U016	U017	U018	U019	U020	U021
------	------	------	------	------	------	------	------	------	------	------	------	------	------	------	------	------	------	------	------	------

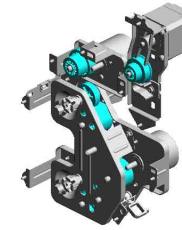
U026 Drive-2 (Paper Feed/Registration)

- 1.03130030N (x2) PAN HEAD SCREW :M3X3
- 18.AX060428 DC MOTOR:GEAR: 10W:BRUSHLESS
- 2.03530080N (x4) SCREW:M3X8
- 20.B0441825 (x4) COLLAR
- 12.AA101021 (x4) RUBBER BUSHING - 6 45HS



U026 Drive-2 (Paper Feed/Registration)

33.D1441146 GEAR:REGISTRATI
ON:NO.1
32.D1441142 BRACKET:DRIVE U
NIT:REGISTRATIO
N:ASS'Y
23.B2231187 (x2)
MAGNETIC CLUTC
H BRACKET
27.B7002649 TIMING BELT:40S2
M144



24.B2231189
(x2)
FEED DRIVE SHAF
T

21.B2231183
(x2)
GRIP SHAFT

22.B2231186
(x4)
DRIVE JOINT

30.D1441135 DRUM STAY:DRIV
E UNIT:PAPER FEE
D:ASS'Y
31.D1441139 GEAR:PAPER FEE
D:NO.4

28.D0892745
STEPPER MOTOR:
DUPLEX:DC:1.44W

25.B2232691
BRACKET:STEPPE
R MOTOR


26.B2232694
GUIDE:GEAR

29.D1441132
BRACKET:PAPER
FEED:ASS'Y

U027
Drive-3 (ITB)

4.D0891199
DRIVE UNIT:ON-OFF
F:TRANSFER


1.03603016N
(x2)
SCREW - M3X16



3.D0291199
DRIVE UNIT:ON-OFF
F:TRANSFER



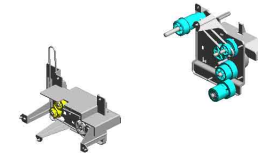
2.04543020Q
(x2)
TAPPING SCREW::
3X20



U001	U002	U003	U004	U005	U006	U007	U008	U009	U010	U011	U012	U013	U014	U015	U016	U017	U018	U019	U020	U021
------	------	------	------	------	------	------	------	------	------	------	------	------	------	------	------	------	------	------	------	------

U028 Drive-4 (Fusing/Used Toner)

- 12.AB030551 PULLEY:IDLER:FUSING
- 8.AA043583 TIMING BELT - S2 M460
- 6.08010231 HEXAGONAL HEAD BOLT W/WASHER:M3X6
- 16.B2231364 GUIDE:HARNES
- 1.03603006N (x7) SCREW - M3X6



7.08050089
RETAINING RING - M4



9.AA060722
TENSION SPRING



15.B2231184
PULLEY:TONER SUPPLY:NO.2:ASSY



3.04513006N
(x4)
TAPPING SCREW - 3X6



14.B2231174
DRIVE UNIT:COLLECTION BOTTLE



5.07200060E
RETAINING RING - M6



4.07200040E
RETAINING RING - M4



11.AB017774
GEAR:FUSING:NO. 3



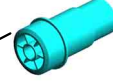
19.D1441173
GEAR:FUSING:NO. 2



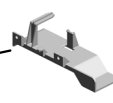
18.D1441172
GEAR:FUSING:NO. 1



10.AB017758
GEAR:EXIT:NO.2



17.D0291191
GUIDE:FUSING DRIVE SUB-UNIT



2.04503012N
(x3)
TAPPING SCREW: 3X12



20.D1441174
GEAR:EXIT:NO.1

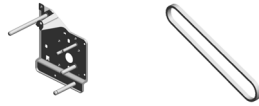
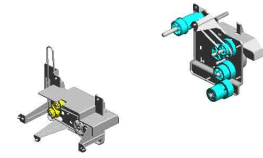


13.AX060430
BRUSHLESS MOTOR:DRIVE:FUSING: 39W

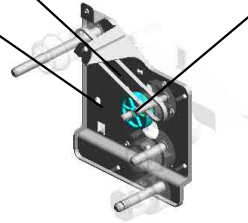
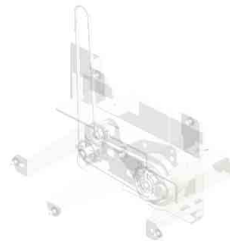


U028
Drive-4 (Fusing/Used Toner)

22.D1441176 23.D4344265
BRACKET:FUSING/ TIMING BELT:40S3
PAPER EXIT UNIT: M237
ASS'Y



21.D1441175
GEAR:EXIT:IDLER



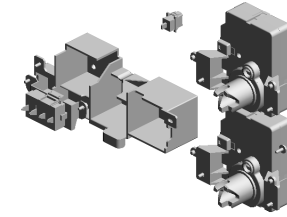
U001	U002	U003	U004	U005	U006	U007	U008	U009	U010	U011	U012	U013	U014	U015	U016	U017	U018	U019	U020	U021
------	------	------	------	------	------	------	------	------	------	------	------	------	------	------	------	------	------	------	------	------

U029
Drive-5 (Paper Tray)

1-04543006Q (x2)
TAPPING SCREW - M3X6

6-B2232721
BRACKET:PUSH SWITCH

3-AW500023
PUSH SWITCH



4-AW500038
PUSH SWITCH:APER SIZE SENSOR



5-AX040154 (x2)
DC MOTOR 24V



2-04543008Q (x6)
TAPPING SCREW: 3X8



7-B2232722
COVER



U030.Electrical-1

U030_S002
B2232702
(-NA/-TWN):HEAT SINK:HEAT
ER

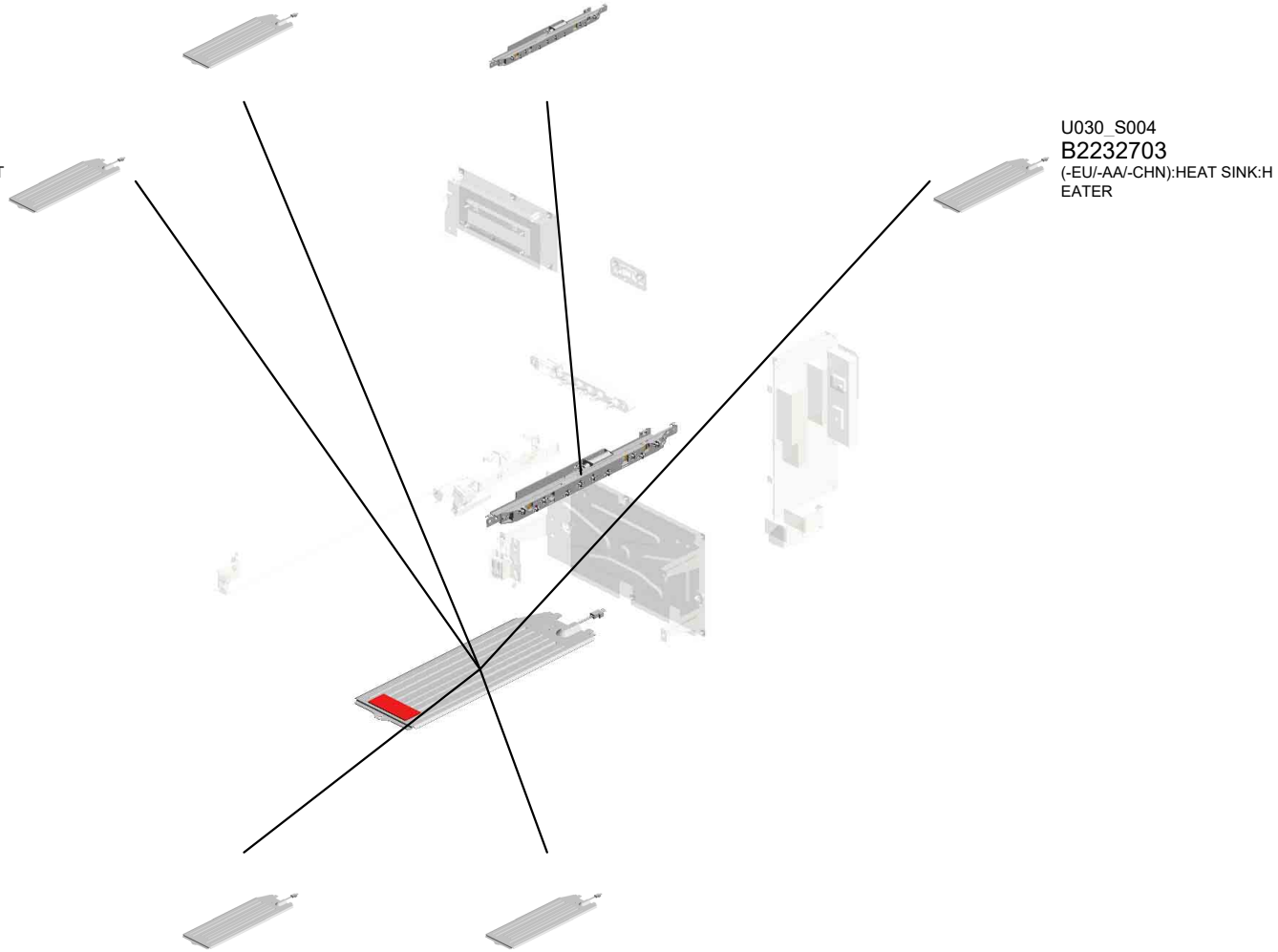
U030_S001
D1445861
DENSITY SENSOR:ASS'Y

U030_S003
B2232702
(-NA/-TWN):HEAT SINK:HEAT
ER

U030_S004
B2232703
(-EU/-AA/-CHN):HEAT SINK:H
EATER

U030_S005
B2232703
(-EU/-AA/-CHN):HEAT SINK:H
EATER

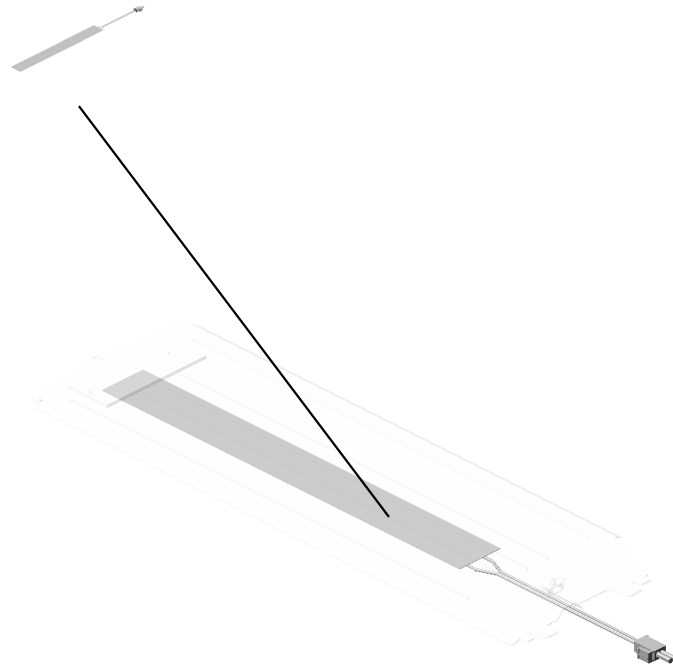
U030_S006
B2232703
(-EU/-AA/-CHN):HEAT SINK:H
EATER



U001	U002	U003	U004	U005	U006	U007	U008	U009	U010	U011	U012	U013	U014	U015	U016	U017	U018	U019	U020	U021
------	------	------	------	------	------	------	------	------	------	------	------	------	------	------	------	------	------	------	------	------

U030_S002.(-NA/-TWN):HEAT SINK:HEATER

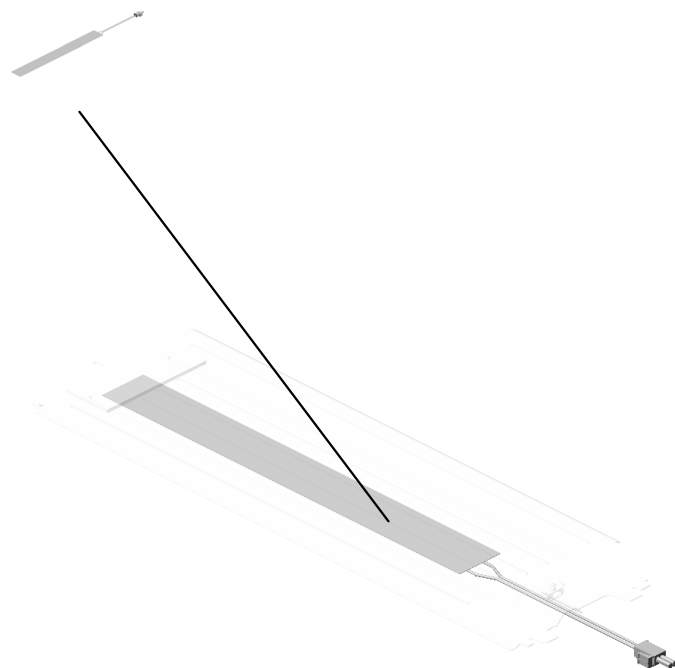
U030 S002 S001
D3G11081
HEATER:SERVICE PARTS:A
SSY



U001	U002	U003	U004	U005	U006	U007	U008	U009	U010	U011	U012	U013	U014	U015	U016	U017	U018	U019	U020	U021
------	------	------	------	------	------	------	------	------	------	------	------	------	------	------	------	------	------	------	------	------

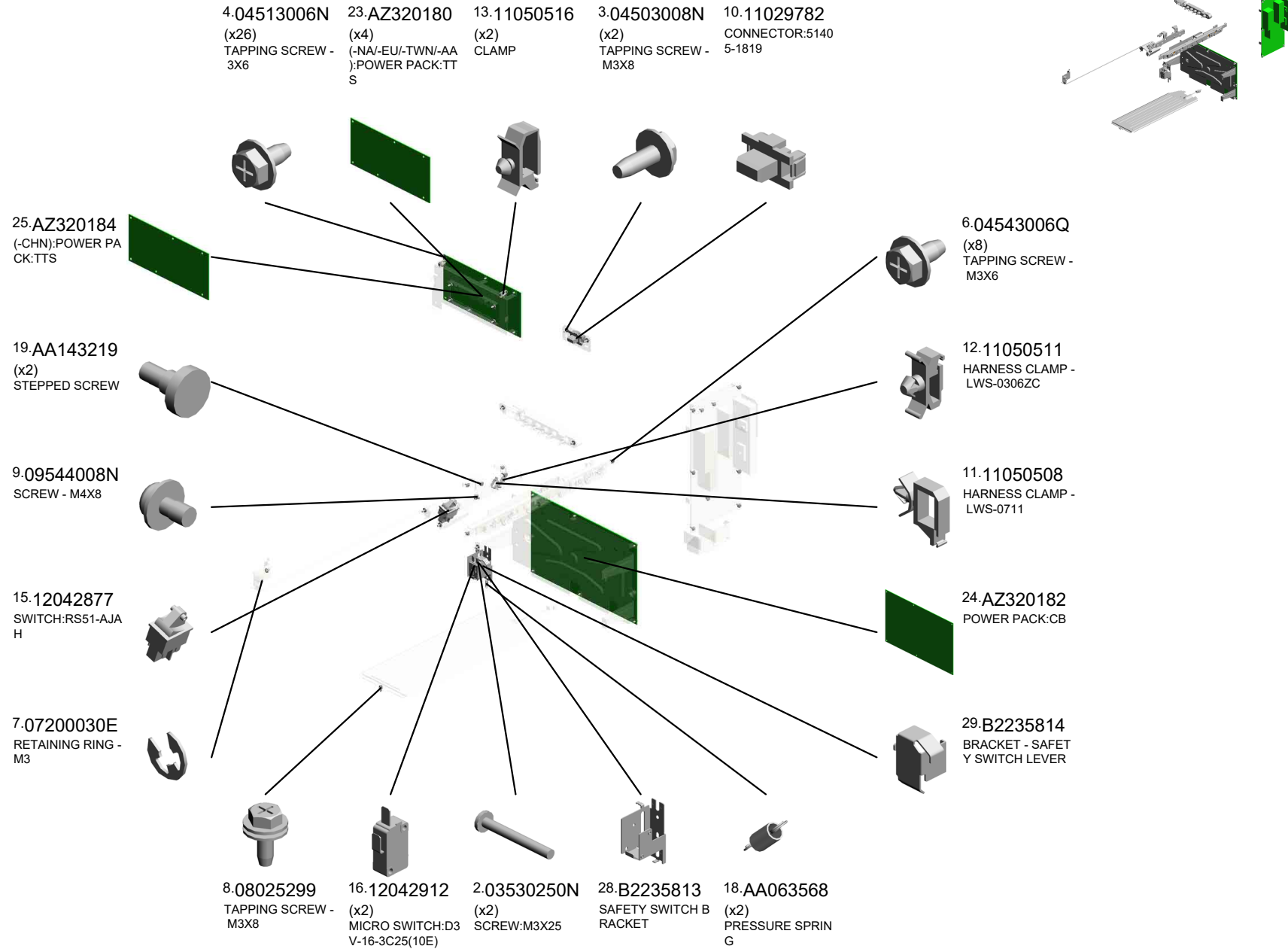
U030_S003.(-NA/-TWN):HEAT SINK:HEATER

U030 S003 S001
D3G11081
HEATER:SERVICE PARTS:A
SSY



U001	U002	U003	U004	U005	U006	U007	U008	U009	U010	U011	U012	U013	U014	U015	U016	U017	U018	U019	U020	U021
------	------	------	------	------	------	------	------	------	------	------	------	------	------	------	------	------	------	------	------	------

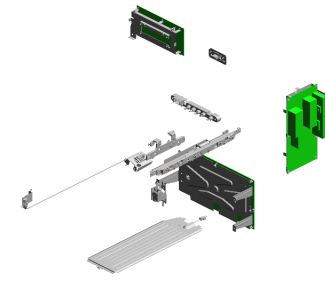
U030 Electrical-1



U001	U002	U003	U004	U005	U006	U007	U008	U009	U010	U011	U012	U013	U014	U015	U016	U017	U018	U019	U020	U021
------	------	------	------	------	------	------	------	------	------	------	------	------	------	------	------	------	------	------	------	------

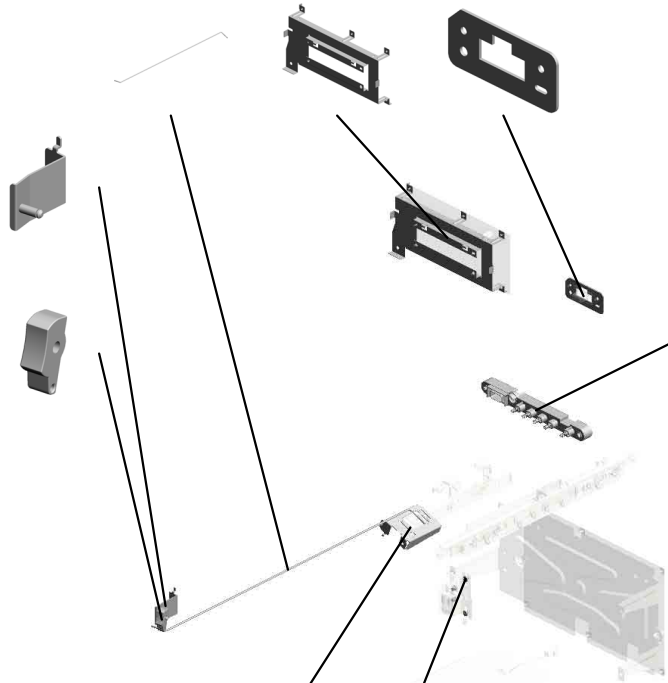
U030
Electrical-1

33.B2385825 POWER SOURCE SWITCH LINK
 38.D0255834 BRACKET:POWER PACK:TTS
 36.B2385891 DRAWER BRACKET



47.M1255830 BRACKET:HANDLE :MAIN SWITCH:PE EN 201305-03 O/O

32.B2385824 SLIDE SWITCH COVER



31.B2236140 DRAWER:INTERMEDIATE TRANSFER ASSY

44.D1445193 (x2) (-NA/-TWN):AC CONTROL BOARD 201303-01 X/O

45.D1445198 (x3) (-EU/-AA/-CHN):AC CONTROL BOARD 201303-01 X/O


39.D0895827 BRACKET:MAIN SWITCH

43.D1441087 (x4) SCREW:LEVER:DRUM STAY



U030_S001
DENSITY SENSOR:ASS'Y

17-AA060151 TENSION SPRING
34-B2385867 HOOK:SOLENOID:
SENSOR:TM

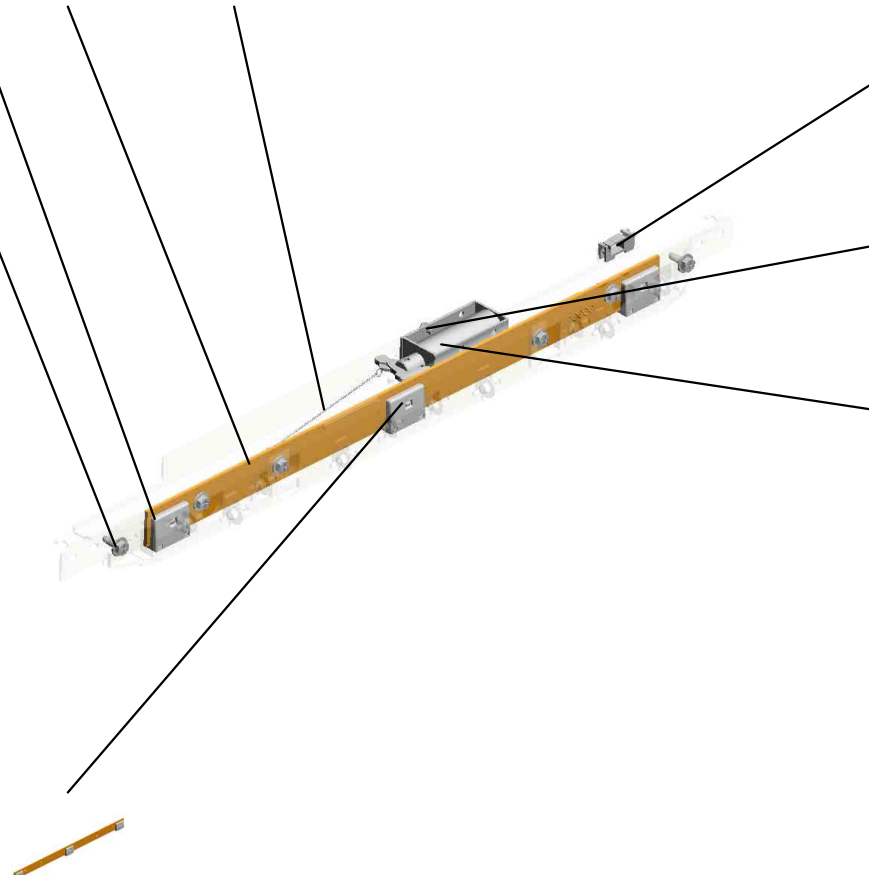


46.D1445861
DENSITY SENSOR:
ASS'Y

42.D1441085
(x2)
STEPPED SCREW:
M3



5.04513008N
(x6)
TAPPING SCREW -
M3X8



14.11050723
CLAMPS:WES-050
7



1.03125040N
(x2)
SCREW - M2.5X4



35-B2385875
DC SOLENOID DC2
4V



40.D0896395
DENSITY SENSOR



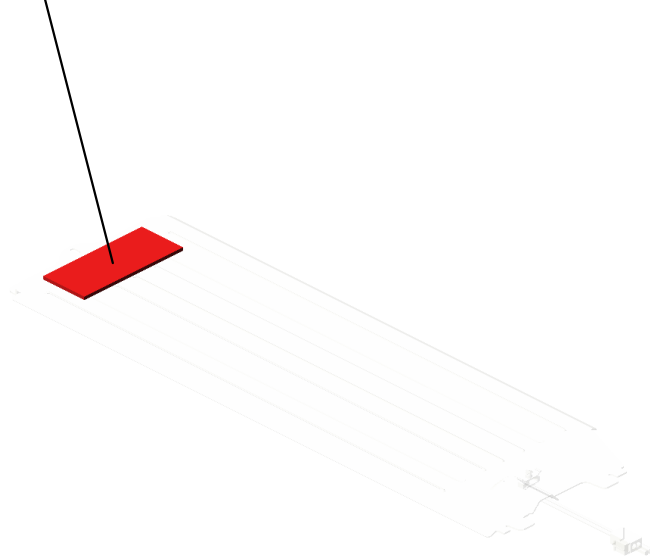
U001	U002	U003	U004	U005	U006	U007	U008	U009	U010	U011	U012	U013	U014	U015	U016	U017	U018	U019	U020	U021
------	------	------	------	------	------	------	------	------	------	------	------	------	------	------	------	------	------	------	------	------

U030_S002
(-NA/-TWN):HEAT SINK:HEATER

41.D1292705
DECAL:H-TEMP W
ARNING


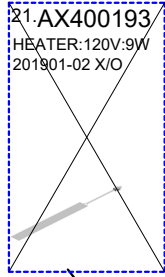


26.B2232702
(-NA/-TWN):HEAT
SINK:HEATER



U001	U002	U003	U004	U005	U006	U007	U008	U009	U010	U011	U012	U013	U014	U015	U016	U017	U018	U019	U020	U021
------	------	------	------	------	------	------	------	------	------	------	------	------	------	------	------	------	------	------	------	------

U030_S002_S001
HEATER:SERVICE PARTS:ASS'Y



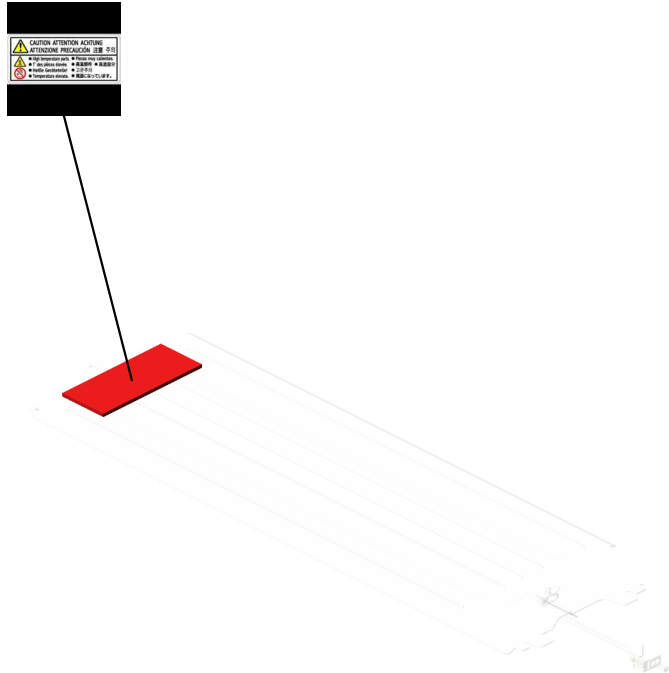
U001	U002	U003	U004	U005	U006	U007	U008	U009	U010	U011	U012	U013	U014	U015	U016	U017	U018	U019	U020	U021
------	------	------	------	------	------	------	------	------	------	------	------	------	------	------	------	------	------	------	------	------

U030_S003
(-NA/-TWN):HEAT SINK:HEATER

41.D1292705
DECAL:H-TEMP W
ARNING

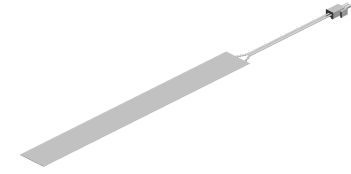
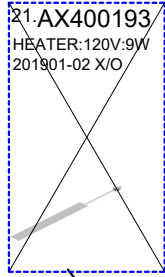


26.B2232702
(-NA/-TWN):HEAT
SINK:HEATER



U001	U002	U003	U004	U005	U006	U007	U008	U009	U010	U011	U012	U013	U014	U015	U016	U017	U018	U019	U020	U021
------	------	------	------	------	------	------	------	------	------	------	------	------	------	------	------	------	------	------	------	------

U030_S003_S001
HEATER:SERVICE PARTS:ASS'Y



49.D3G11081
HEATER:SERVICE
PARTS:ASSY

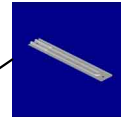
U001	U002	U003	U004	U005	U006	U007	U008	U009	U010	U011	U012	U013	U014	U015	U016	U017	U018	U019	U020	U021
------	------	------	------	------	------	------	------	------	------	------	------	------	------	------	------	------	------	------	------	------

U030_S004
(-EU/-AA/-CHN):HEAT SINK:HEATER

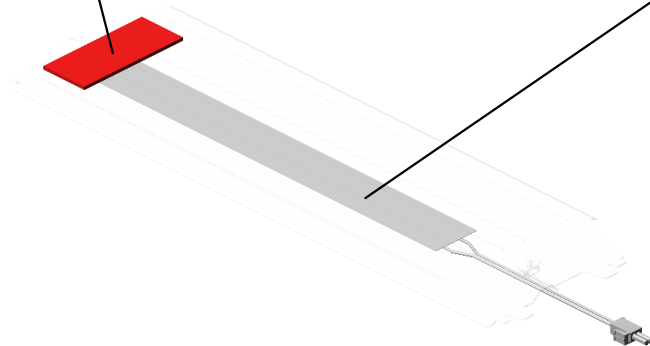
41.D1292705
DECAL:H-TEMP W
ARNING



27.B2232703
(-EU/-AA/-CHN):HE
AT SINK:HEATER



22.AX400194
HEATER - 230V/9W



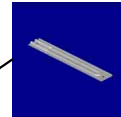
U001	U002	U003	U004	U005	U006	U007	U008	U009	U010	U011	U012	U013	U014	U015	U016	U017	U018	U019	U020	U021
------	------	------	------	------	------	------	------	------	------	------	------	------	------	------	------	------	------	------	------	------

U030_S005
(-EU/-AA/-CHN):HEAT SINK:HEATER

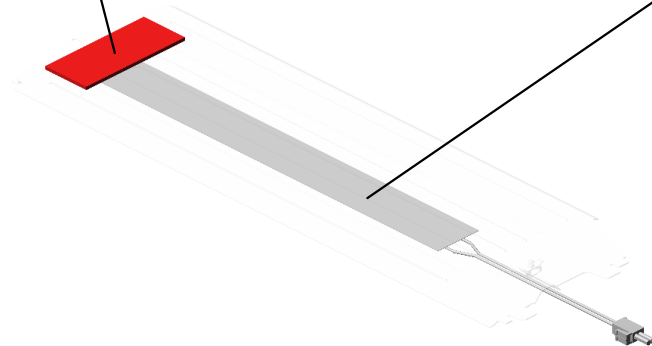
41.D1292705
DECAL:H-TEMP W
ARNING



27.B2232703
(-EU/-AA/-CHN):HE
AT SINK:HEATER



22.AX400194
HEATER - 230V/9W



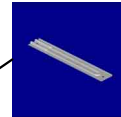
U001	U002	U003	U004	U005	U006	U007	U008	U009	U010	U011	U012	U013	U014	U015	U016	U017	U018	U019	U020	U021
------	------	------	------	------	------	------	------	------	------	------	------	------	------	------	------	------	------	------	------	------

U030_S006
(-EU/-AA/-CHN):HEAT SINK:HEATER

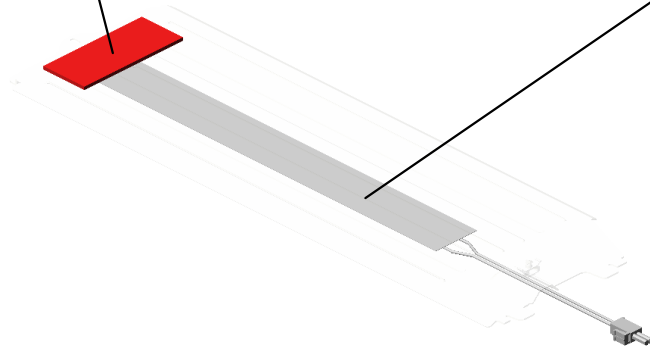
41.D1292705
DECAL:H-TEMP W
ARNING



27.B2232703
(-EU/-AA/-CHN):HE
AT SINK:HEATER




22.AX400194
HEATER - 230V/9W



U001	U002	U003	U004	U005	U006	U007	U008	U009	U010	U011	U012	U013	U014	U015	U016	U017	U018	U019	U020	U021
------	------	------	------	------	------	------	------	------	------	------	------	------	------	------	------	------	------	------	------	------

U031 Electrical-2



- 12.D0251755 (x2) GROUND WIRE:SCANNER:RACK
- 2.03603006N (x25) SCREW - M3X6
- 4.04543006Q (x18) TAPPING SCREW - M3X6
- 13.D0255886 GASKET:UC-30028 1V0:L20
- 16.D0295816 RACK:APPLICATION:FRONT:RIGHT 201602-01 X/O

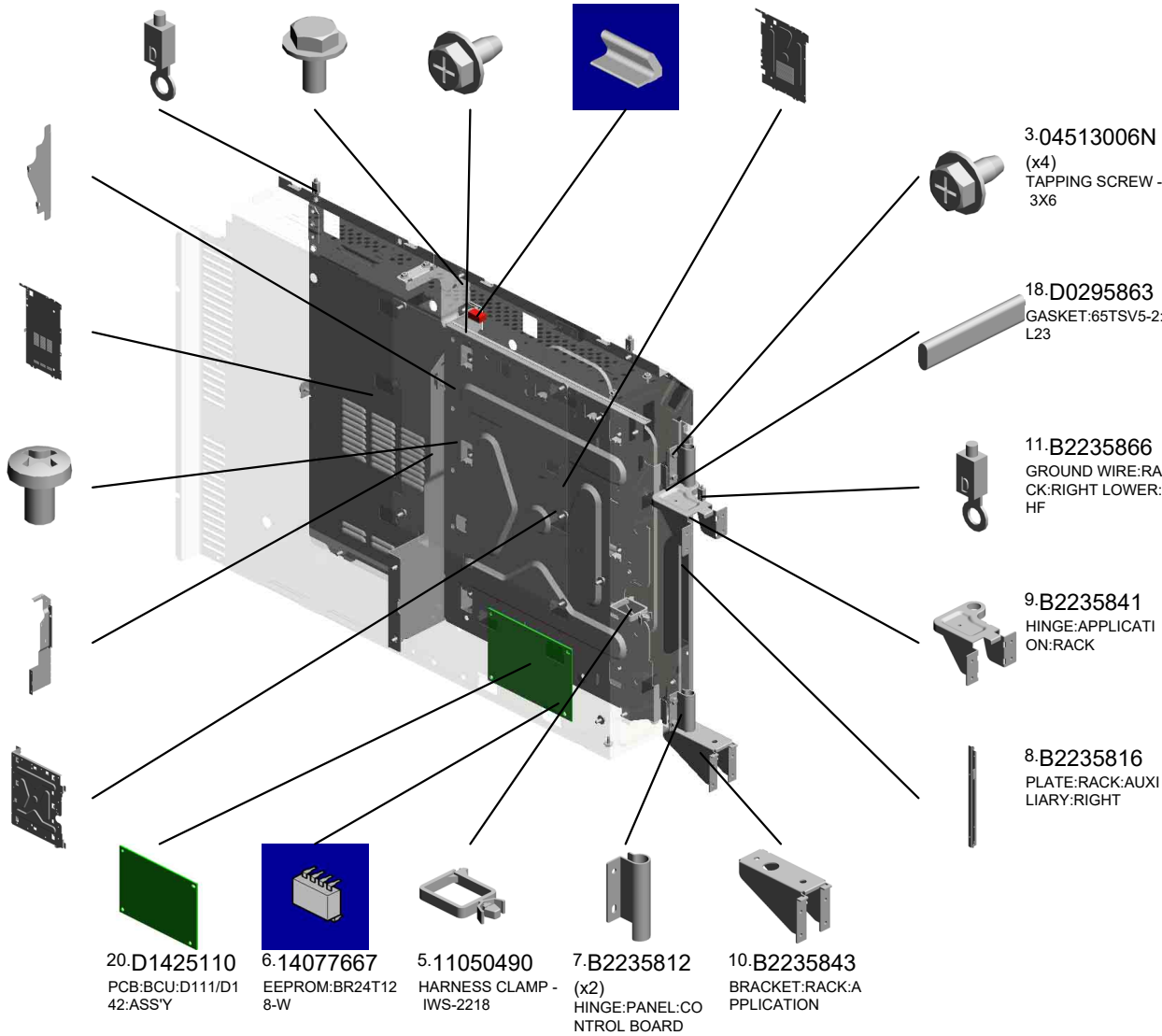
19.D0895809
SHADING PLATE:
RACK:MIDDLE

17.D0295814
RACK:APPLICATION:
FRONT:ASSY
201602-02 X/O

1.03530050N
(x2)
SCREW-M3X5

14.D0295805
RACK:INNER BACK
:AUXILIARY:MIDDLE


15.D0295806
BRACKET:IOB



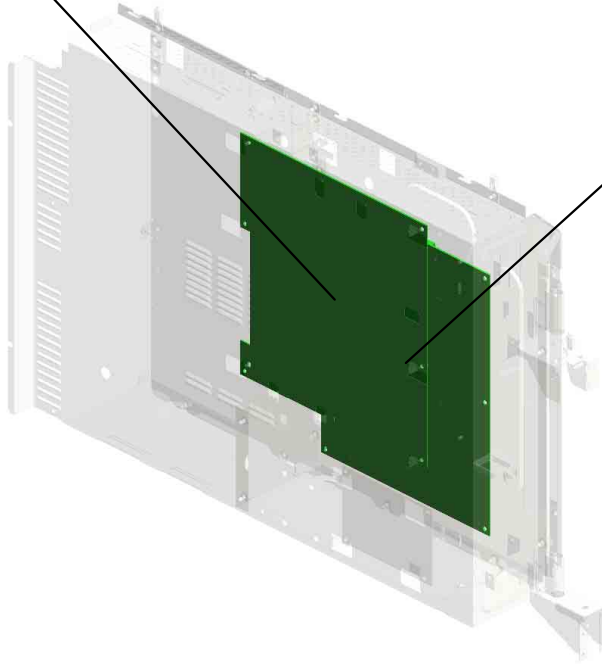
U001	U002	U003	U004	U005	U006	U007	U008	U009	U010	U011	U012	U013	U014	U015	U016	U017	U018	U019	U020	U021
------	------	------	------	------	------	------	------	------	------	------	------	------	------	------	------	------	------	------	------	------

U031
Electrical-2

21.D1425150
PCB:IPU:D111/D14
2



22.D1445120
PCB:IOB



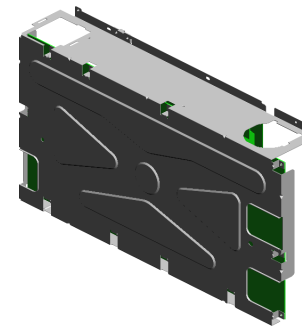
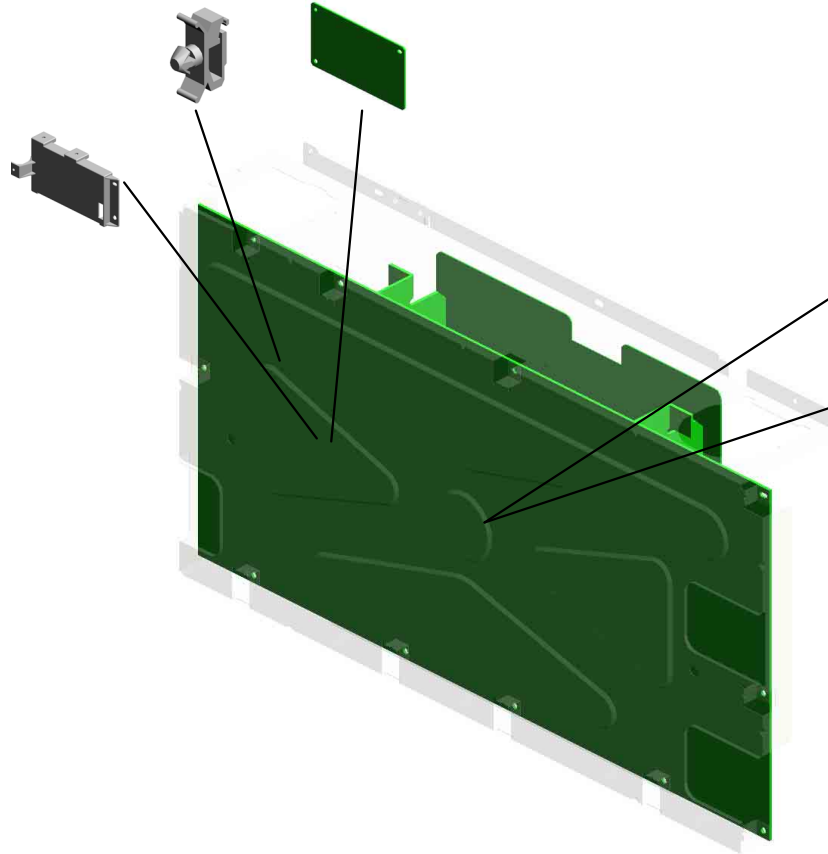
U001	U002	U003	U004	U005	U006	U007	U008	U009	U010	U011	U012	U013	U014	U015	U016	U017	U018	U019	U020	U021
------	------	------	------	------	------	------	------	------	------	------	------	------	------	------	------	------	------	------	------	------

U032
Electrical-3

1.11050511 (x2)
HARNES CLAMP -
LWS-0306ZC

5.M0265194
PCB:SDB

4.D1445803
BRACKET:SDB

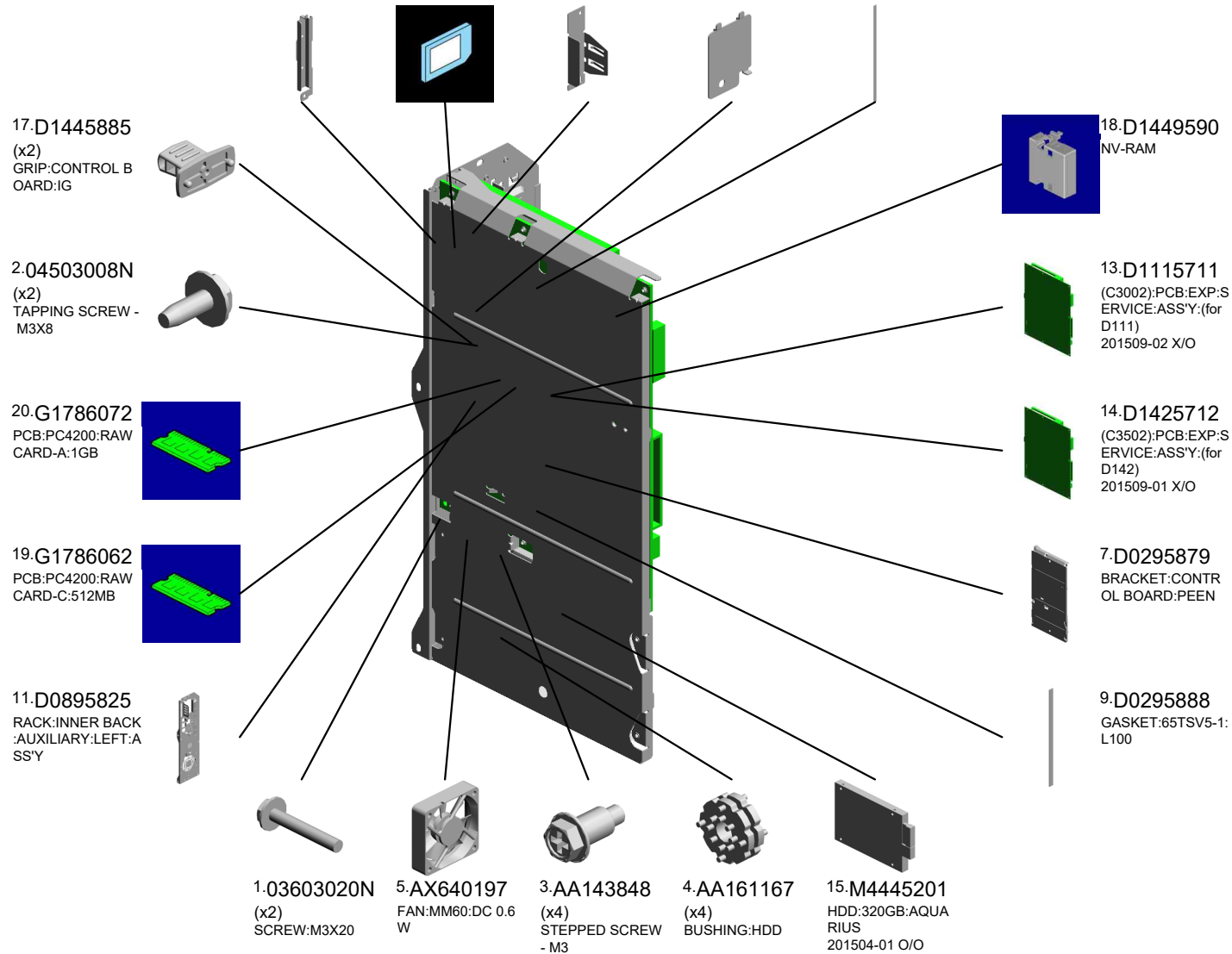
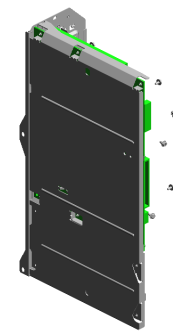


2.AZ240210
(x2)
(-NA/-TWN);POWE
R SUPPLY UNIT:45
0W:D111/D114

3.AZ240211
(x3)
(-EU/-AA/-CHN);PO
WER SUPPLY UNI
T:450W:D111/D142

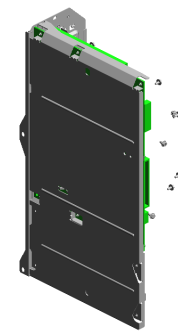
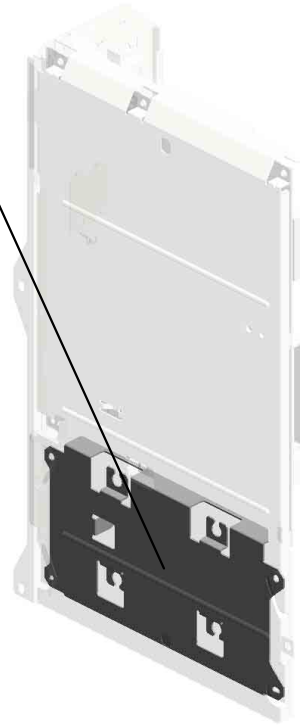
U033 Controller

- 10.D0895824 COVER:SD-CARD: D086/D087
- 16.D1445725 SD-CARD:PDF/VM_ CALYPSO:ASS'Y 201702-01 X/O
- 12.D0895887 (x2) PANEL:INTERFAC E
- 6.D0145974 COVER:CONNECT OR:EFI
- 8.D0295887 GASKET:65TSV5-1: L150



U033 Controller

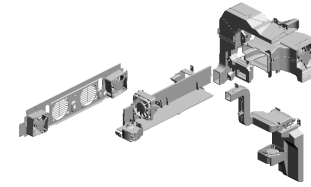
21.D1445886
BRACKET:HDD



U001	U002	U003	U004	U005	U006	U007	U008	U009	U010	U011	U012	U013	U014	U015	U016	U017	U018	U019	U020	U021
------	------	------	------	------	------	------	------	------	------	------	------	------	------	------	------	------	------	------	------	------

U034 Air Cooling

- 10.08025308 (x4) TAPPING SCRER:F AN
- 9.04563010N TAPPING SCREW - M3X10
- 7.04543006Q (x2) TAPPING SCREW - M3X6
- 2.03603008N (x2) SCREW:M3X8
- 11.11050489 (x2) HARNESS CLAMP - LWS 1316



13.11050516
CLAMP



12.11050511
HARNESS CLAMP - LWS-0306ZC



6.04513010N
(x2)
TAPPING SCREW:
3X10



8.04563008N
TAPPING SCREW - M3X8



15.AX650045
SIROCCO FAN:DC
24V 2.6W



17.B2231237
DUCT:REAR:2



18.B2231238
DUCT:REAR:3



3.04503010N
(x2)
TAPPING SCREW - M3X10



5.04513008N
(x2)
TAPPING SCREW - M3X8



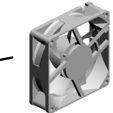
19.B2231239
DUCT:REAR:LOWE R



20.B2231326
DUCT:FUSING



14.AX640199
FAN:MM80:25MM:D
C 2.16W




4.04513006N
(x6)
TAPPING SCREW - 3X6



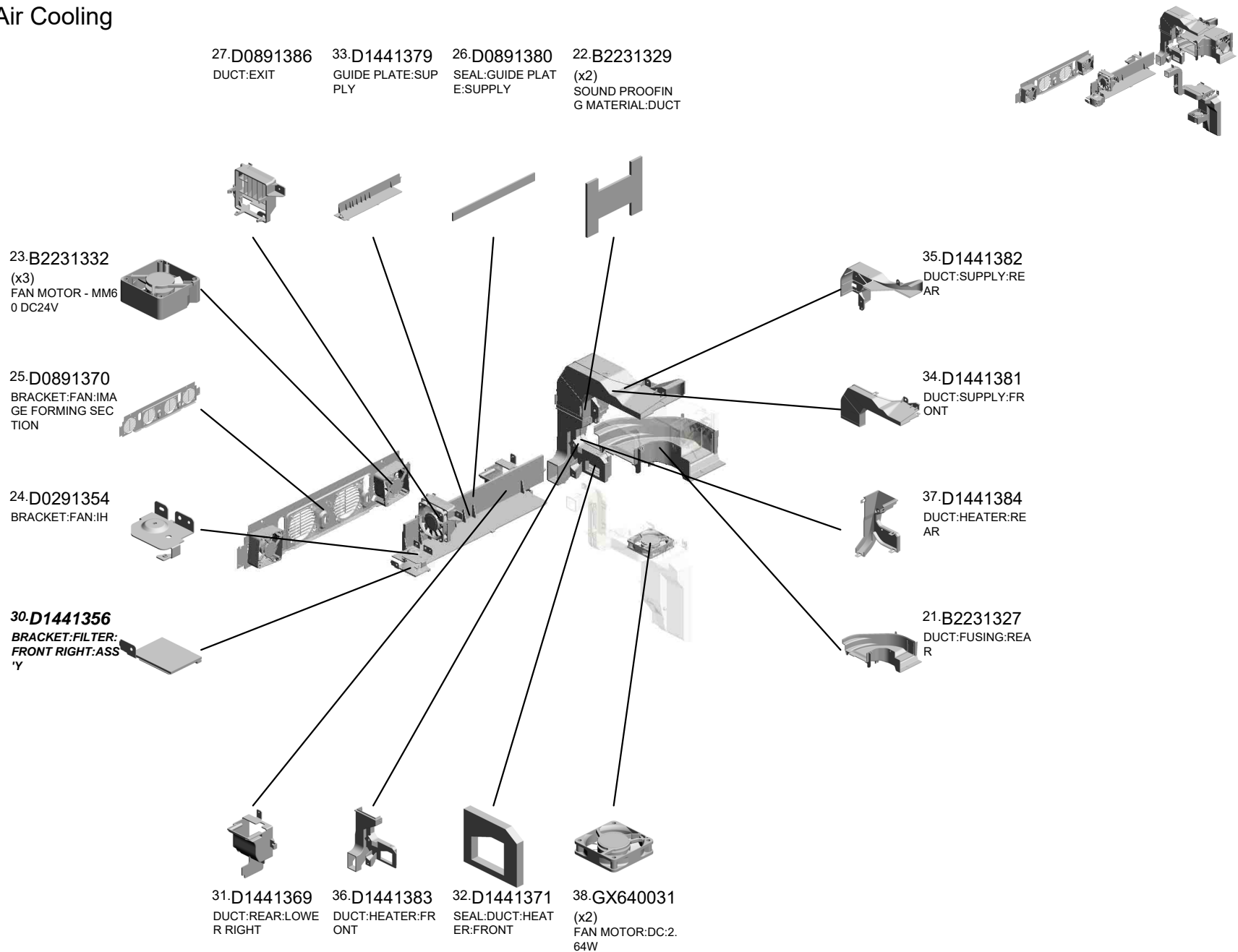
1.03603006N
SCREW - M3X6



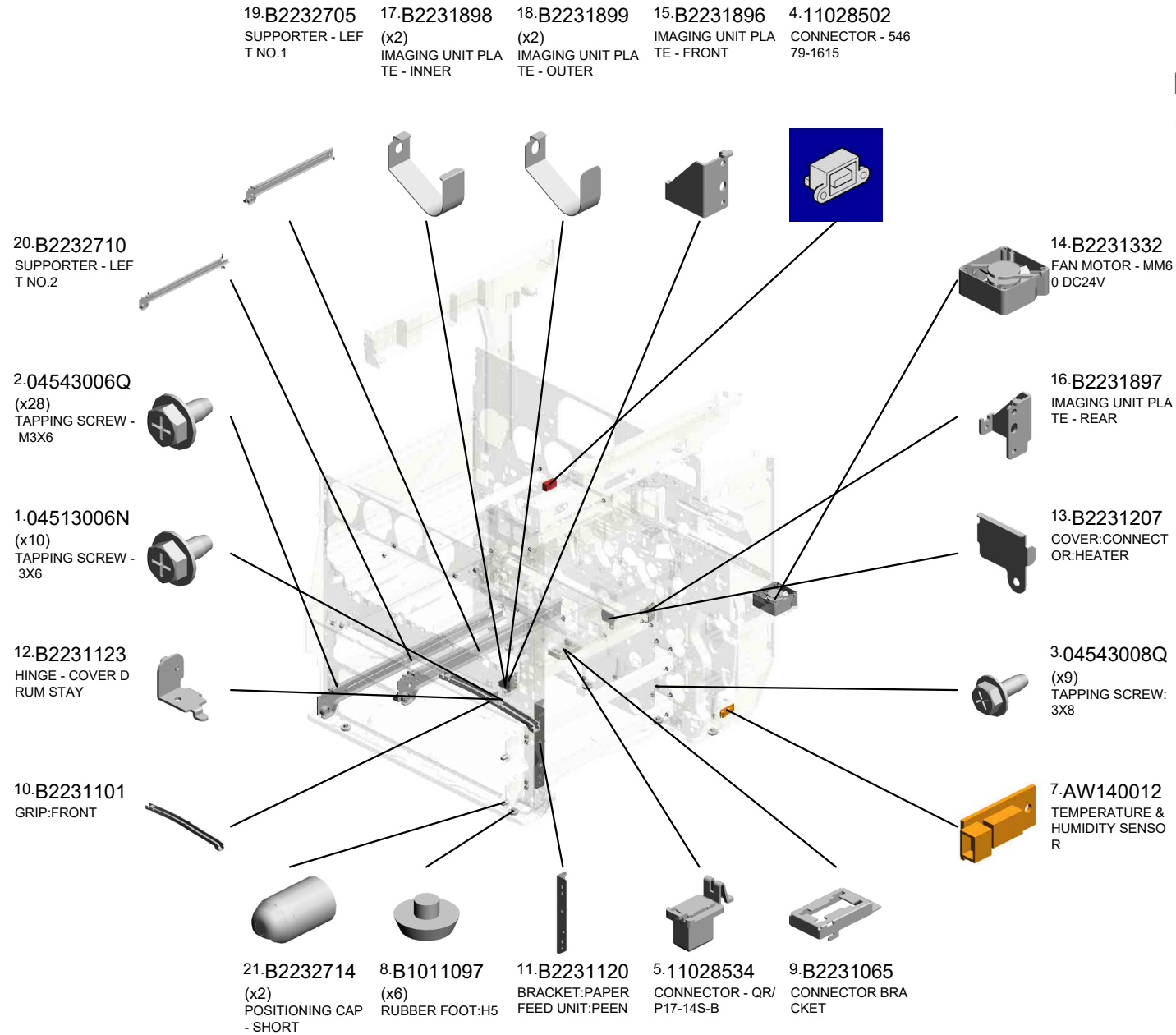
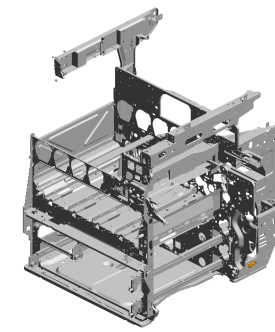
16.B2231236
DUCT:REAR:1



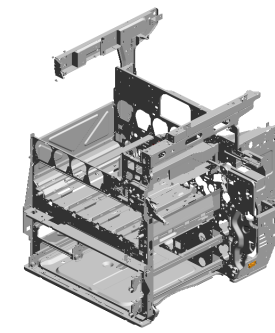
U034 Air Cooling



U035 Main Frame



U035 Main Frame



- 38.D0291054 CAM:GUIDE:FUSING
- 41.D0291351 LEVER:LOCK:FUSING UNIT:FRONT
- 25.B2235849 COVER:CONNECTOR:HEATER
- 24.B2235848 BRACKET:BASE:CONNECTOR
- 33.B2382544 TRAY COVER - MIDDLE

26.B2236198
CLEANING UNIT RAIL

37.D0291053
CAM:GUIDE:FUSING:LEFT

32.B2382543
COVER - TRAY LEFT

28.B2381072
POSITIONING PLATE:GUIDE PLATE:FUSING:FRONT LOWER:PEEN

29.B2381088
COVER - CONNECTOR

34.D0094513
COMPRESSION SPRING:EARTH:DUPLICATION UNIT

35.D0094594
FRONT GUIDE - DUPLICATION UNIT SET

23.B2232727
COVER:CONNECTOR

27.B2381066
(x2)
RUBBER FOOT COVER

22.B2232715
(x2)
SUPPORTER - RIGHT

40.D0291347
STOPPER:FUSING UNIT:REAR

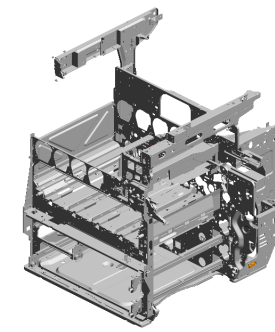
39.D0291058
(x2)
SEAL:BURRING

30.B2381089
(x4)
COVER - POSITIONING PIN

31.B2382541
(x2)
TRAY COVER - RIGHT

36.D0094595
REAR GUIDE - DUPLICATION UNIT SET

U035 Main Frame



- 48.D0891388 SEAL:SEPARATION PLATE:OPTICAL WRITING UNIT:LEFT INNER REAR
- 45.D0296146 RAIL:RIGHT
- 55.D1441094 DUCT:FUSING:LEFT
- 43.D0295861 (x3) GASKET:65TFV5-0.5:L90
- 56.D1441096 SEAL:DUCT:FUSING:LEFT:REAR

49.D0891390
SEAL:SIDE PLATE:FRONT:LEFT

44.D0296145
RAIL:LEFT

47.D0891387
SHIELDING PLATE:IMAGE FORMING MD:LEFT

53.D1441054
SEAL:DUCT:FUSING:LEFT:FRONT

52.D1441053
GUIDE PLATE:FUSING:FRONT

50.D1291245
CAP:GRIP

57.D1446318
GUIDE:POSITIONING:FRONT

51.D1441052
STOPPER:FUSING UNIT:FRONT
201212-02 X/O

61.D1912725
(x2)
[A]
CUSHION:SEPARATE
201904-01 O/O

60.D0292586
GUIDE:REGISTRATION:EXIT

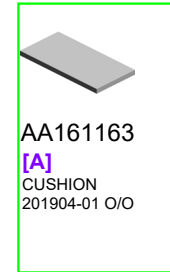
42.D0291355
LEVER:LOCK:FUSING UNIT:REAR

59.D1446823
(x2)
DECAL:LEVER:LOCK:FUSING

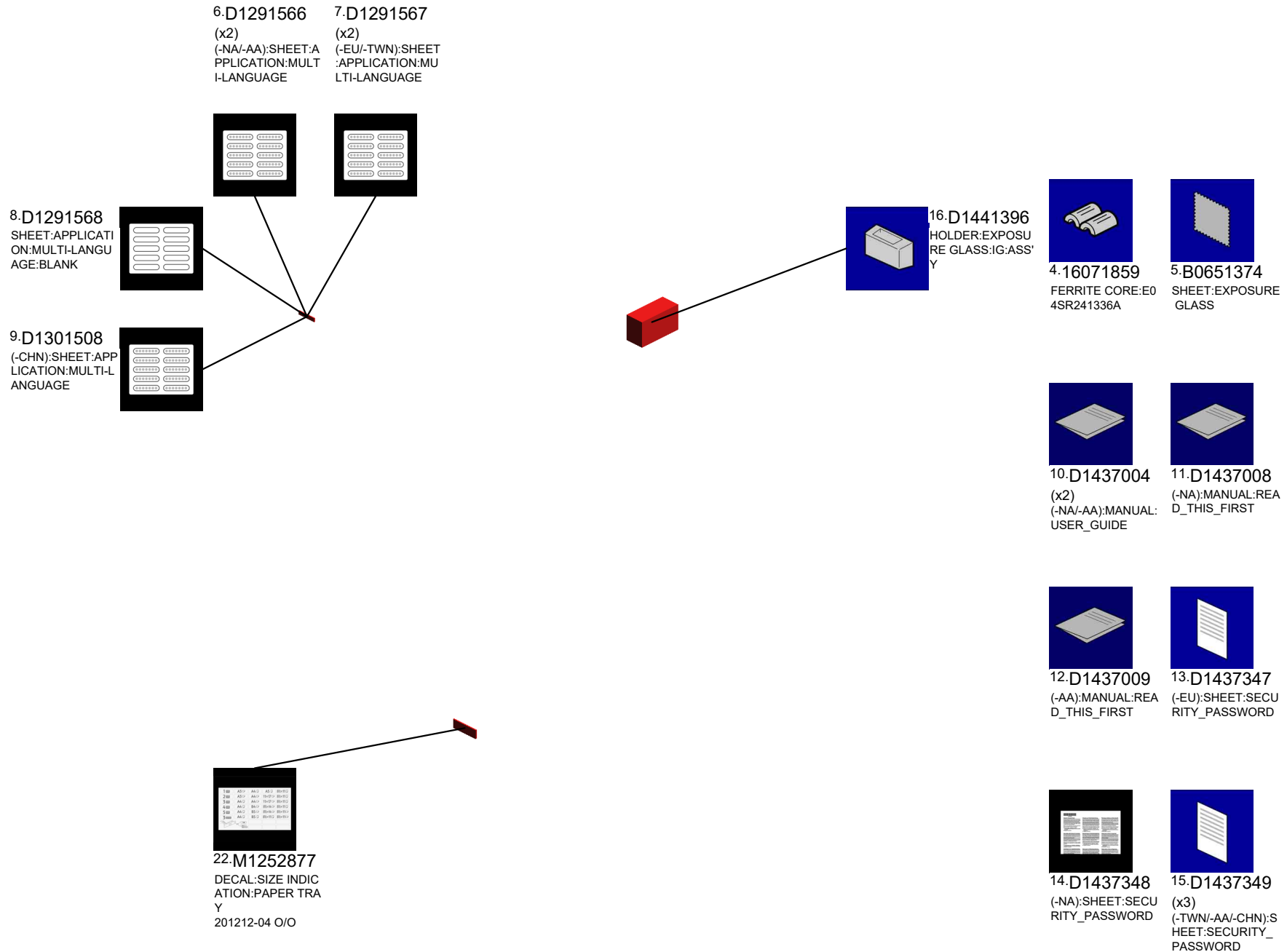
54.D1441058
GUIDE PLATE:FUSING:REAR

58.D1446319
GUIDE:POSITIONING:REAR

46.D0891097
BRACKET:FAN:POWER SOURCE:IH



U036 Accessories



U001	U002	U003	U004	U005	U006	U007	U008	U009	U010	U011	U012	U013	U014	U015	U016	U017	U018	U019	U020	U021
------	------	------	------	------	------	------	------	------	------	------	------	------	------	------	------	------	------	------	------	------

U036
Accessories



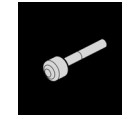
17.D5786062
(x2)
(-NA/-AA):DECAL:
ORIGINAL:MANY L
ANGUAGES



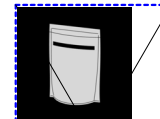
18.D6457901
(x3)
(-NA/-EU/-AA):SHE
ET:EULA:20LANGU
AGES



19.D6457902
(x3)
(-NA/-EU/-AA):SEAL
:CAUTION:20LANG
UAGES



21.H5115007
(x3)
(-NA/-TWN/-AA):ST
AMP



~~23.D1419640~~
(x3)
(RF:-NA/-EU/-AA):D
EVEROPPER
201612-03

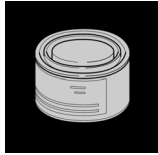
1. 11500377 (x 2)
(-EU/-AA):POWER SUPPLY CODE:250V
:10A
2. 11500409(x 1)
(-TWN):POWER SUPPLY CODE:125V:1
5A

U036
Accessories

3. 11500438(x 1)
(-NA);POWER SUPPLY CODE:AC125V:
15A
20. 11500456(x 1)
(-CHN);POWER SUPPLY CODE:250V:1
0A

U001	U002	U003	U004	U005	U006	U007	U008	U009	U010	U011	U012	U013	U014	U015	U016	U017	U018	U019	U020	U021
------	------	------	------	------	------	------	------	------	------	------	------	------	------	------	------	------	------	------	------	------

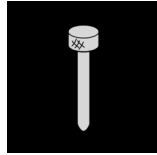
Special Tools



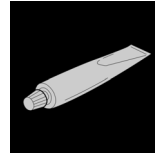
1.52039502
Silicon Grease G-501



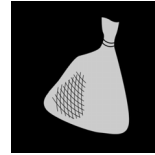
2.A0929503
C4 Color Test Chart (3 pcs/set)



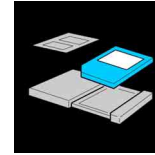
3.A1849501
Scanner Positioning Pin (2pcs/set)



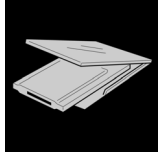
4.A2579300
Grease Barrierta S552R



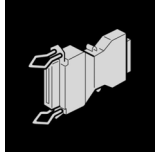
5.B1329700
Lubricant Powder



6.B6455010
SD Card



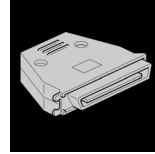
7.B6456705
PCMCIA Card Adapter



8.B6795100
Plug - IEEE1284 Type C



9.C4019503
20X Magnification Scope



10.G0219350
Loop-back Connecto Parallel

Exclusive Parts

Number	Part Name	Group	ID
52039502	Silicon Grease G-501	Special Tools	1
52062686	SNAP RING	U010_S001	8
		U011_S001	8
54421924	EXPOSURE GLASS CUSHION	U004	2
54472681	SNAP RING	U024_S001	20
		U026	10
A0929503	C4 Color Test Chart (3 pcs/set)	Special Tools	2
A1849501	Scanner Positioning Pin (2pcs/set)	Special Tools	3
A1931766	WIRE CLAMP	U005	6
A1931769	CLAMP - REAR WIRE	U005	7
A1931816	1ST SLIDE RAIL	U006	4
A2322987	ROLLER - PAPER TRAY	U008_S001	5
		U009_S001	5
A2501752	EXPOSURE GLASS	U004	3
A2501791	2ND SCANNER SHOE	U005_S002	8
A2579300	Grease Barrierta S552R	Special Tools	4
A2596754	BUSHING - 6 6MM	U024_S001	21
A2672857	SPRING PLATE - SIDE FENCE	U008_S001_S003	6
		U009_S001_S003	6
A2672859	SIDE FENCE STOPPER	U008_S001_S003	7
		U009_S001_S003	7
AA001524	DECAL:COLOR:MFP	U001	2
AA001564	PLATE:LOGOTYPE:RIC	U001	3
AA001565	(-NA/-AA):PLATE:LOGOTYPE:LAN	U001	4
AA001566	(-NA):PLATE:LOGOTYPE:SVN	U001	5
AA001567	(-EU/-AA):PLATE:LOGOTYPE:GES	U001	6
AA001568	(-EU):PLATE:LOGOTYPE:NSA	U001	7
AA001569	(-EU):PLATE:LOGOTYPE:REX	U001	8
AA001570	(-EU):PLATE:LOGOTYPE:INF	U001	9
AA001577	DECAL:ENERGY-STAR	U001	10
AA043583	TIMING BELT - S2M460	U028	8
AA060151	TENSION SPRING	U030_S001	17
AA060691	TENSION SPRING	U010_S001	9
		U011_S001	9
AA060693	TENSION SPRING	U010_S001	10
		U011_S001	10
		U011_S001	10
AA060722	TENSION SPRING	U028	9
AA060872	SPRING	U024_S001	22

Number	Part Name	Group	ID
AA060979	TENSION SPRING:TENSION:14720 MN	U005	9
AA060980	TENSION SPRING:TENSION:11300 MN	U005	10
AA060989	SPRING:FUSING EXIT:PRESSURE	U021_S001	10
		U021_S002	10
		U021_S003	10
		U021_S004	10
		U021_S005	10
AA061003	TENSION SPRING:SIDE FENCE:REAR	U008_S001	8
		U009_S001	8
AA061014	TENSION SPRING:GRIP	U008_S001	9
		U009_S001	9
AA061026	COMPRESSION SPRING:DRIVEN ROLLER	U021_S001	11
		U021_S002	11
		U021_S003	11
		U021_S004	11
		U021_S005	11
AA061092	TORSION SPRING:STRIPPER PLATE:FRONT	U021_S001	12
		U021_S002	12
		U021_S003	12
		U021_S004	12
		U021_S005	12
AA061093	TORSION SPRING:STRIPPER PLATE:REAR	U021_S001	13
		U021_S002	13
		U021_S003	13
		U021_S004	13
		U021_S005	13
AA061095	COMPRESSION SPRING:PRESSURE	U021_S001	14
		U021_S002	14
		U021_S003	14
		U021_S004	14
		U021_S005	14
AA061096	TENSION SPRING:SHUTTER	U021_S001	15
		U021_S002	15
		U021_S003	15
		U021_S004	15
		U021_S005	15

Exclusive Parts

Number	Part Name	Group	ID
AA062259	SPRING - RELEASE	U010_S001	11
		U011_S001	11
AA063499	PRESSURE SPRING	U024_S001	23
AA063568	PRESSURE SPRING	U024_S001	24
		U030	18
AA080156	BUSHING - M4	U023_S001	9
AA080254	BUSHING - M4	U024_S001	25
		U024_S001_S001	25
		U024_S001_S002	25
		U024_S001_S003	25
		U024_S001_S004	25
AA080346	BUSHING:FLANGE TYPE:DIA6	U026	11
AA080348	BUSHING:DRIVEN ROLLER	U021_S001	16
		U021_S002	16
		U021_S003	16
		U021_S004	16
		U021_S005	16
AA082101	BUSHING - 6X10X6	U013	6
		U014_S005	11
		U022	13
		U024_S001	26
AA082102	BUSHING - 6X10X6	U010_S001	12
		U011_S001	12
AA082104	BUSHING - 8X12X7	U024_S001_S001	27
		U024_S001_S002	27
		U024_S001_S003	27
		U024_S001_S004	27
AA082143	BUSHING - 6X10X6	U010_S001	13
		U011_S001	13
		U024_S001	28
AA082144	BUSHING - 8X12X7	U005	11
		U024_S001	29
AA082150	PLAIN SHAFT BEARING:M6	U010_S001	14
		U011_S001	14
AA082156	BUSHING:DIA6XDIA10X6	U023_S001	10
AA083014	ONE-WAY CLUTCH	U024_S001	30
AA083018	ROLLER CLUTCH - 6X14X10	U024_S001	31
AA084000	PLAIN SHAFT BEARING:DIA6	U016	2

Number	Part Name	Group	ID
		U016_S001	2
		U016_S002	2
		U016_S003	2
		U016_S004	2
AA100014	RETAINING RING C - SEPARATE	U010_S001	15
		U011_S001	15
		U024_S001	32
AA100015	SNAP RING - M6	U025_S001	4
AA101021	RUBBER BUSHING - 6 45HS	U024_S001	33
		U026	12
AA140778	SHAFT:SEPARATOR:DRIVE	U024_S001	34
AA140936	SHAFT:FEED:MANUAL FEED	U024_S001	35
AA143183	STEPPED SCREW	U024_S001	36
AA143219	STEPPED SCREW	U030	19
AA143404	STEPPED SCREW - M4	U024_S001	37
AA143577	SCREW:TP:M4	U008	10
AA143807	SCREW:A	U024_S001	38
AA143823	TAPPING SCREW	U002	5
AA143848	STEPPED SCREW - M3	U033	3
AA143849	SCREW:DIA4:M3	U021_S001	17
		U021_S002	17
		U021_S003	17
		U021_S004	17
		U021_S005	17
AA143870	STEPPED SCREW	U021_S001	18
		U021_S002	18
		U021_S003	18
		U021_S004	18
		U021_S005	18
AA148810	PIN:LEVER	U021_S001	19
		U021_S002	19
		U021_S003	19
		U021_S004	19
		U021_S005	19
AA148811	POSITIONING PIN:HOLDER:PRESSURE ROLLER	U021_S001	20
		U021_S002	20
		U021_S003	20
		U021_S004	20

Exclusive Parts

Number	Part Name	Group	ID
		U021_S005	20
AA161167	BUSHING:HDD	U033	4
AB010156	GEAR:SEPARATE:DRIVE	U010_S001	16
		U011_S001	16
AB010157	GEAR:SEPARATE:DRIVEN	U010_S001	17
		U011_S001	17
AB011218	GEAR - ROLLER CLUTCH	U010_S001	18
		U011_S001	18
AB011223	IDLER GEAR - 25Z	U024_S001	39
AB011252	GEAR - 20Z	U010_S001	19
		U011_S001	19
AB011258	GEAR - 38Z	U026	13
AB011259	GEAR - 32Z	U026	14
AB011387	GEAR - 23Z	U024_S001	40
AB011416	GEAR - 20Z	U024_S001	41
AB014161	REVERSE ROLLER GEAR	U024_S001	42
AB014334	GEAR:SHUTTER	U021_S001	21
		U021_S002	21
		U021_S003	21
		U021_S004	21
		U021_S005	21
AB014335	GEAR:IDLER:SHUTTER	U021_S001	22
		U021_S002	22
		U021_S003	22
		U021_S004	22
		U021_S005	22
AB014338	GEAR:DRIVE:FUSING UNIT	U021_S001	23
		U021_S002	23
		U021_S003	23
		U021_S004	23
		U021_S005	23
AB014339	GEAR:IDLER:PRESSURE ROLLER	U021_S001	24
		U021_S002	24
		U021_S003	24
		U021_S004	24
		U021_S005	24
AB014340	GEAR:PRESSURE ROLLER	U021_S001_S001	25
		U021_S002_S001	25

Number	Part Name	Group	ID
		U021_S003_S001	25
		U021_S004_S001	25
		U021_S005_S001	25
AB017493	GEAR PULLEY	U026	15
AB017699	GEAR - 33Z/44Z	U026	16
AB017758	GEAR:EXIT:NO.2	U028	10
AB017774	GEAR:FUSING:NO.3	U028	11
AB030551	PULLEY:IDLER:FUSING	U028	12
AB030888	TIMING PULLEY:DEVELOPMENT:NO.1	U025_S001	5
AC030169	MIRROR:NO.1	U005_S001	12
AF013016	BOTTOM PLATE PAD	U024_S001	43
AF030049	PICK-UP ROLLER	U024_S001	44
AF030085	PAPER FEED ROLLER - PICKUP	U010_S001	20
		U011_S001	20
AF031046	FEED ROLLER - MANUAL FEED	U024_S001	45
AF031085	PAPER FEED ROLLER - FEED	U010_S001	21
		U011_S001	21
AF032046	SEPARATION ROLLER - MANUAL FEED	U024_S001	46
AF032085	PAPER FEED ROLLER - SEPARATE	U010_S001	22
		U011_S001	22
AF033010	PAD	U008_S001_S001	11
		U009_S001_S001	10
AG070514	MAGNET CATCH	U020	4
		U024_S001	47
AG071012	MAGNET CATCH:ASS'Y	U002	6
AW010107	PAPER FEED SENSOR	U013	7
		U023_S001	11
		U024_S001	48
AW010118	PAPER FEED SENSOR	U024_S001_S001	49
		U024_S001_S002	49
		U024_S001_S003	49
		U024_S001_S004	49
AW010122	PAPER FEED SENSOR	U010_S001	23
		U011_S001	23
AW010128	PAPER FEED SENSOR	U010_S001	24
		U011_S001	24

Exclusive Parts

Number	Part Name	Group	ID
AW010134	ORIGINAL SENSOR - 48MM	U006	5
AW010147	PHOTO REFLECTION SENSOR	U023_S001	12
AW020145	PHOTOINTERRUPTOR:FLAT	U006	6
		U023_S001	13
		U024_S001	50
		U025_S001	6
AW020146	PHOTOINTERRUPTOR:FLAT:PICH 2MM:M4	U006	7
AW020160	PAPER FEED SENSOR	U020	5
AW020185	TONER END SENSOR	U014_S001	12
		U014_S002	12
		U014_S003	12
AW020190	PHOTOINTERRUPTOR	U022	14
AW020204	PHOTOINTERRUPTOR:LGRC102	U010_S001	25
		U011_S001	25
AW100143	THERMISTOR:PRESSURE:FRONT	U021_S001	26
		U021_S002	26
		U021_S003	26
		U021_S004	26
		U021_S005	26
AW100144	THERMISTOR:PRESSURE:MIDDLE	U021_S001	27
		U021_S002	27
		U021_S003	27
		U021_S004	27
		U021_S005	27
AW100183	THERMOPILE	U022	45
AW100185	TEMPERATURE SENSOR:NC-FP:M IDDLE	U021_S001	28
		U021_S002	28
		U021_S003	28
		U021_S004	28
		U021_S005	28
AW100186	TEMPERATURE SENSOR:NC-FP:R EAR	U021_S001	29
		U021_S002	29
		U021_S003	29
		U021_S004	29
		U021_S005	29
AW110101	THERMOSTAT:LOWER	U021_S001	30
		U021_S002	30

Number	Part Name	Group	ID
		U021_S003	30
		U021_S004	30
		U021_S005	30
AW110102	THERMOSTAT:MIDDLE:UPPER	U021_S001	31
		U021_S002	31
		U021_S003	31
		U021_S004	31
		U021_S005	31
AW140012	TEMPERATURE & HUMIDITY SEN SOR	U035	7
AW500023	PUSH SWITCH	U020	6
		U023_S001	14
		U029	3
AW500031	PAPER SIZE SENSOR	U024_S001	51
AW500035	PAPER END SENSOR	U024_S001	52
AW500038	PUSH SWITCH:PAPER SIZE SENS OR	U029	4
AX040154	DC MOTOR 24V	U029	5
AX060356	BRUSHLESS MOTOR:DC24V 18W	U025_S001	7
AX060396	DC POLYGON MIRROR MOTOR:24 W	U007_S001	3
AX060413	BRUSHLESS MOTOR:DRIVE:DC:10 W	U025_S001	8
AX060425	DC MOTOR:GEAR:20W:BRUSHLES S	U026	17
AX060426	BRUSHLESS MOTOR:DRIVE:DRU M:28W	U025_S001	9
AX060428	DC MOTOR:GEAR:10W:BRUSHLES S	U026	18
AX060430	BRUSHLESS MOTOR:DRIVE:FUSI NG:39W	U028	13
AX200289	MAGNETIC CLUTCH - 32Z	U026	19
AX200315	MAGNETIC CLUTCH:DEVELOPME NT:0.5N	U025_S001	10
AX200320	ELECTROMAGNETIC CLUTCH	U024_S001	53
AX400194	HEATER - 230V/9W	U030_S004	22
		U030_S005	22
		U030_S006	22

Exclusive Parts

Number	Part Name	Group	ID
AX640197	FAN:MM60:DC 0.6W	U033	5
AX640199	FAN:MM80:25MM:DC 2.16W	U034	14
AX650045	SIROCCO FAN:DC24V 2.6W	U034	15
AZ240210	(-NA/-TWN):POWER SUPPLY UNIT: 450W:D111/D114	U032	2
AZ240211	(-EU/-AA/-CHN):POWER SUPPLY U NIT:450W:D111/D142	U032	3
AZ300060	POWER PACK:D	U024_S001_S001	54
		U024_S001_S002	54
		U024_S001_S003	54
		U024_S001_S004	54
AZ320180	(-NA/-EU/-TWN/-AA):POWER PACK: TTS	U030	23
AZ320182	POWER PACK:CB	U030	24
AZ320184	(-CHN):POWER PACK:TTS	U030	25
B0042923	SPRING PLATE - RELEASE LEVER	U008_S001_S002	12
		U009_S001_S002	11
B0441825	COLLAR	U024_S001	55
		U026	20
B0441847	SHOULDER SCREW	U024_S001	56
B0651374	SHEET:EXPOSURE GLASS	U036	5
B1011097	RUBBER FOOT:H5	U035	8
B1202063	BUSHING - 4MM	U023_S001	15
B1329700	Lubricant Powder	Special Tools	5
B1801704	BRACKET:TENSION	U005	13
B1801734	SLIDE RAIL:NO.2	U006	8
B1802782	SEAL:TRAY	U009	12
B1802871	SHAFT:SEPARATOR:DRIVEN:ASS' Y	U024_S001	57
B2231065	CONNECTOR BRACKET	U035	9
B2231101	GRIP:FRONT	U035	10
B2231120	BRACKET:PAPER FEED UNIT:PEE N	U035	11
B2231123	HINGE - COVER DRUM STAY	U035	12

Number	Part Name	Group	ID
B2231144	HOLDER:POSITIONING SENSOR	U025_S001	11
B2231174	DRIVE UNIT:COLLECTION BOTTLE	U028	14
B2231183	GRIP SHAFT	U026	21
B2231184	PULLEY:TONER SUPPLY:NO.2:AS S'Y	U028	15
B2231186	DRIVE JOINT	U026	22
B2231187	MAGNETIC CLUTCH BRACKET	U026	23
B2231189	FEED DRIVE SHAFT	U026	24
B2231207	COVER:CONNECTOR:HEATER	U035	13
B2231236	DUCT:REAR:1	U034	16
B2231237	DUCT:REAR:2	U034	17
B2231238	DUCT:REAR:3	U034	18
B2231239	DUCT:REAR:LOWER	U034	19
B2231249	STOPPER:MAGNET CATCH	U002	7
B2231276	FILTER:RIGHT REAR	U002	8
B2231306	DRUM STAY	U002_S001	9
B2231315	BALL BEARING PLATE	U002_S001	10
B2231316	BALL BEARING CLIP	U002_S001	11
B2231318	SPRING	U002_S001	12
B2231319	WIRE	U002_S001	13
B2231326	DUCT:FUSING	U034	20
B2231327	DUCT:FUSING:REAR	U034	21
B2231329	SOUND PROOFING MATERIAL:DU CT	U034	22
B2231332	FAN MOTOR - MM60 DC24V	U034	23
		U035	14
B2231364	GUIDE:HARNESS	U028	16
B2231882	COVER - POLYGON MOTOR	U007_S001	4
B2231896	IMAGING UNIT PLATE - FRONT	U035	15
B2231897	IMAGING UNIT PLATE - REAR	U035	16
B2231898	IMAGING UNIT PLATE - INNER	U035	17
B2231899	IMAGING UNIT PLATE - OUTER	U035	18
B2231903	LOUVER	U007_S001	5
B2232608	GEAR:Z16	U024_S001	58
B2232622	GUIDE PLATE:EXIT	U024_S001	59
B2232623	COVER:GUIDE PLATE:EXIT	U024_S001	60
B2232629	STAY:FEED	U024_S001	61
B2232632	DC SOLENOID:PICKUP	U024_S001	62

Exclusive Parts

Number	Part Name	Group	ID
B2232633	SPRING:RELEASE:PICKUP	U024_S001	63
B2232634	SUPPORT STAY:ARM	U024_S001	64
B2232636	TORSION SPRING:27N	U024_S001	65
B2232637	BRACKET:ARM:MANUAL FEED:REAR	U024_S001	66
B2232648	GUIDE PLATE:TRANSPORT UNIT:EXIT	U024_S001	67
B2232649	SPRING:PRESSURE:5N	U024_S001	68
B2232651	ARM:MANUAL FEED:FRONT	U024_S001	69
B2232652	ARM:MANUAL FEED:REAR	U024_S001	70
B2232665	SPRING:COVER:MANUAL FEED	U024_S001	71
B2232666	GEAR:16Z	U024_S001	72
B2232668	SPRING PLATE:STOPPER	U024_S001	73
B2232676	SPRING - 11N	U024_S001	74
B2232681	ARM:TIGHTENER	U024_S001	75
B2232683	GEAR:25Z	U024_S001	76
B2232686	GEAR:Z31	U024_S001	77
B2232689	GEAR:Z28	U024_S001	78
B2232691	BRACKET:STEPPER MOTOR	U026	25
B2232694	GUIDE:GEAR	U026	26
B2232696	DRUM STAY:DRIVE	U024_S001	79
B2232702	(-NA/-TWN):HEAT SINK:HEATER	U030_S002	26
		U030_S003	26
B2232703	(-EU/-AA/-CHN):HEAT SINK:HEATER	U030_S004	27
		U030_S005	27
		U030_S006	27
B2232705	SUPPORTER - LEFT NO.1	U035	19
B2232710	SUPPORTER - LEFT NO.2	U035	20
B2232713	RACK:MANUAL FEED	U024_S001	80
B2232714	POSITIONING CAP - SHORT	U035	21
B2232715	SUPPORTER - RIGHT	U035	22
B2232721	BRACKET:PUSH SWITCH	U029	6
B2232722	COVER	U029	7
B2232727	COVER:CONNECTOR	U035	23
B2232762	FEED SHAFT	U010_S001	26
		U011_S001	26
B2232765	GROUND PLATE - FEED	U010_S001	27
		U011_S001	27

Number	Part Name	Group	ID
B2232772	HARNESS SHEET	U010_S001	28
		U011_S001	28
B2232776	STAY	U010_S001	29
		U011_S001	29
B2232780	DC SOLENOID 24V	U010_S001	30
		U011_S001	30
B2232786	GROUND PLATE - FRONT	U010_S001	31
		U011_S001	31
B2232810	SEPARATE DRIVEN SHAFT	U010_S001	32
		U011_S001	32
B2232815	SEPARATE DRIVE SHAFT	U010_S001	33
		U011_S001	33
B2232846	BRACKET:COVER:HARNESS	U012	2
B2232848	COVER:HARNESS	U012	3
B2232861	GRIP HOLDER	U008_S001	13
		U009_S001	13
B2232862	LEVER - RELEASE INNER	U008_S001	14
		U009_S001	14
B2232865	RISE NO.1 SHAFT	U008_S001	15
		U009_S001	15
B2232868	LEVER:RELEASE:PAPER TRAY:OUTER	U008_S001	16
		U009_S001	16
B2232869	GROUND PLATE	U008_S001	17
B2232873	DECAL - SIDE FENCE REAR	U008_S001_S003	18
B2232890	SLIDE RAIL - LEFT	U008_S001	19
B2232894	SLIDE RAIL STOPPER - LEFT	U008_S001	20
B2232910	LINK - PAPER SIZE SENSOR	U009_S001	17
B2232911	SPACER	U009_S001	18
B2232918	RISE LEVER	U008_S001	21
		U009_S001	19
B2232919	GROUND PLATE - PAPER TRAY NO.2	U009_S001	20
B2232934	PLATE - SIDE FENCE	U008_S001_S002	22
		U008_S001_S003	22
		U009_S001_S002	21
		U009_S001_S003	21
B2232935	PLATE - SIDE FENCE RIGHT	U008_S001_S002	23
		U008_S001_S003	23

Exclusive Parts

Number	Part Name	Group	ID
		U009_S001_S002	22
		U009_S001_S003	22
B2232936	GEAR - 16Z	U008_S001	24
		U009_S001	23
B2233206	TUBE CLAMP	U015	3
B2233207	SHUTTER:NOZZLE	U014_S001	13
		U014_S002	13
		U014_S003	13
		U014_S004	13
B2233208	SPRING:SHUTTER:NOZZLE	U014_S001	14
		U014_S002	14
		U014_S003	14
		U014_S004	14
B2233209	TUBE CLIP	U015	4
B2233328	TONER CARTRIDGE GUIDE	U014	15
B2233334	HOLDER:STOPPER:SHUTTER:ASS 'Y	U014_S005	16
B2233428	SPRING:DRIVE UNIT:TONER BOTT LE	U014_S005	17
B2233441	TIMING BELT:TONER BOTTLE	U014_S005	18
B2233461	PULLEY:TONER BOTTLE:YC	U014_S005	19
B2233462	PULLEY:TONER BOTTLE:CM	U014_S005	20
B2233463	GEAR:TONER BOTTLE:DRIVE	U014_S005	21
B2233464	GEAR:MAGNETIC CLUTCH:Y	U014_S005	22
B2234493	SHAFT:PRESSURE:AUXILIARY	U023_S001	16
B2234494	STOPPER- UPPERGATE PAWL	U024_S001	81
B2234497	SHAFT:FEELER:OVERFLOW	U023_S001	17
B2234501	GUIDE PLATE:RIGHT	U024_S001	82
B2234502	GUIDE PLATE:LEFT LOWER	U024_S001	83
B2234511	TIMING BELT:30S2M312	U024_S001	84
B2234512	TIMING BELT:30S2M182	U024_S001	85
B2234514	ROLLER CLUTCH:T24	U024_S001	86
B2234522	SPACER:WIRE:STOPPER	U024_S001	87
B2234524	WIRE:STOPPER:DIA1.5	U024_S001	88
B2234525	TENSION SPRING:WIRE:180N	U024_S001	89
B2234526	TIMING BELT:30S2M268	U024_S001	90
B2234527	PULLEY:T26/T24	U024_S001	91
B2234529	ROLLER CLUTCH:T24	U024_S001	92

Number	Part Name	Group	ID
B2234532	TENSION SPRING:HOOK:STOPPE R	U024_S001	93
B2234535	ROLLER CLUTCH:T26	U024_S001	94
B2234536	TIMING BELT:30S2M234	U024_S001	95
B2234538	COMPRESSION SPRING	U024_S001	96
B2234539	SHEET:COVER:DUPLEX	U024_S001	97
B2234541	TORSION SPRING:REAR	U024_S001_S001	98
		U024_S001_S002	98
		U024_S001_S003	98
		U024_S001_S004	98
B2234542	TORSION SPRING:FRONT	U024_S001_S001	99
		U024_S001_S002	99
		U024_S001_S003	99
		U024_S001_S004	99
B2234544	PULLEY:T35/T33	U024_S001	100
B2234545	GUIDE PIN:HOLDER	U024_S001_S001	101
		U024_S001_S002	101
		U024_S001_S003	101
		U024_S001_S004	101
B2234552	BUSHING:DIA4	U024_S001	102
		U024_S001_S001	102
		U024_S001_S002	102
		U024_S001_S003	102
		U024_S001_S004	102
B2234553	TENSION SPRING:DRIVEN ROLLE R	U024_S001_S001	103
		U024_S001_S002	103
		U024_S001_S003	103
		U024_S001_S004	103
B2234556	COMPRESSION SPRING	U024_S001_S001	104
		U024_S001_S002	104
		U024_S001_S003	104
		U024_S001_S004	104
B2234560	TENSION SPRING:DRIVEN ROLLE R	U024_S001	105
B2234562	TIGHTENER	U024_S001	106
B2234564	SPRING:TIGHTENER	U024_S001	107
B2234566	BRACKET:SENSOR:ENTRANCE	U024_S001	108
B2234567	STAY:TRANSPORT:UPPER:PEEN	U024_S001	109

Exclusive Parts

Number	Part Name	Group	ID
B2234571	GEAR:PULLEY:Z24/T40	U024_S001	110
B2234572	STEPPER MOTOR:DC4.29V 1.7W	U024_S001	111
B2234573	TIMING BELT:30S2M128	U024_S001	112
B2234575	BRACKET:STEPPER MOTOR	U024_S001	113
B2234586	PULLEY:T30	U024_S001	114
B2234594	SHAFT:PULLEY:WIRE	U024_S001	115
B2234595	PULLEY:DIA13	U024_S001	116
B2235812	HINGE:PANEL:CONTROL BOARD	U031	7
B2235813	SAFETY SWITCH BRACKET	U030	28
B2235814	BRACKET - SAFETY SWITCH LEVER	U030	29
B2235816	PLATE:RACK:AUXILIARY:RIGHT	U031	8
B2235841	HINGE:APPLICATION:RACK	U031	9
B2235843	BRACKET:RACK:APPLICATION	U031	10
B2235848	BRACKET:BASE:CONNECTOR	U035	24
B2235849	COVER:CONNECTOR:HEATER	U035	25
B2235866	GROUND WIRE:RACK:RIGHT LOWER:HF	U031	11
B2236140	DRAWER:INTERMEDIATE TRANSFER:ASS'Y	U030	31
B2236198	CLEANING UNIT RAIL	U035	26
B2236463	GEAR:DRIVE:TRANSPORT SCREW:FRONT	U020	7
B2236464	BUSHING - 6X10X6	U020	8
B2236467	BRACKET:LEVER:AIO:0.5	U020	9
B2236471	TRANSPORT SCREW BRACKET	U020	10
B2236472	GEAR - 21Z	U020	11
B2236473	TRANSPORT SCREW SHAFT	U020	12
B2236474	GEAR - 29Z	U020	13
B2236475	BUSHING - 5X 10X2.5	U020	14
B2236476	BUSHING - DIA5	U020	15
B2236496	COLLECTION BOTTLE RAIL	U020	16
B2236503	USED TONER SENSOR FEELER	U020	17
B2236507	SET SENSOR BRACKET	U020	18
B2291687	(-NA/-TWN):HEATER:OPTION:120V:9W	U006	9
B2291688	(-EU/-AA/-CHN):HEATER:OPTION:230V:9W	U006	10

Number	Part Name	Group	ID
B2371355	(-EU/-AA):DECAL - MAIN SWITCH OP	U001	11
B2371372	(-NA/-TWN):DECAL:MAIN SWITCH:ON-STANDBY	U001	12
B2371374	(-CHN):DECAL:MAIN SWITCH:ON-STANDBY	U001	13
B2381066	RUBBER FOOT COVER	U035	27
B2381072	POSITIONING PLATE:GUIDE PLATE:FUSING:FRONT LOWER:PEEN	U035	28
B2381088	COVER - CONNECTOR	U035	29
B2381089	COVER - POSITIONING PIN	U035	30
B2381534	LCD SPACER A	U003_S001	8
		U003_S002	8
		U003_S003	8
		U003_S004	8
		U003_S005	8
B2381535	LCD SPACER B	U003_S001	9
		U003_S002	9
		U003_S003	9
		U003_S004	9
		U003_S005	9
B2381715	STEPPER MOTOR DC3.9V	U005	14
B2381762	GROUND PLATE - STEPPER MOTOR	U005	15
B2381786	SCANNER DRIVE SHAFT	U005	16
B2381788	STEPPER MOTOR BRACKET	U005	17
B2381792	TIMING BELT - 157ST1.5-4.0	U005	18
B2381793	BUSHING SPACER	U006	11
B2381796	HALL PLUG	U006	12
B2381799	(-NA/-TWN):OPTICAL FILTER:INFRARED:76X18	U006	13
B2381803	DOCUMENT FEEDER BRACKET	U004	4
B2381806	IDLER PULLEY	U005	19
B2381807	PULLEY	U005_S002	20
B2381823	INNER COVER - SCANNER	U006	14
B2382541	TRAY COVER - RIGHT	U035	31
B2382543	COVER - TRAY LEFT	U035	32
B2382544	TRAY COVER - MIDDLE	U035	33

Exclusive Parts

Number	Part Name	Group	ID
B2382622	COVER - REMOVE PAPER DUST	U013	8
B2382652	REGISTRATION ROLLER - DRIVE	U013	9
B2382655	GEAR - 16Z	U013	10
B2382656	GEAR - 30Z	U013	11
B2382657	GEAR - 18Z	U013	12
B2382661	REGISTRATION ROLLER - DRIVEN	U013	13
B2382675	REGISTRATION ROLLER BUSHING	U013	14
B2382676	TENSION SPRING	U013	15
B2384458	COMPRESSION SPRING - DRIVEN ROLLER	U023_S001	18
B2384733	ENTRANCE SENSOR BRACKET	U024_S001_S001	117
		U024_S001_S002	117
		U024_S001_S003	117
		U024_S001_S004	117
B2384739	COVER - ENTRANCE SENSOR	U024_S001_S001	118
		U024_S001_S002	118
		U024_S001_S003	118
		U024_S001_S004	118
B2385344	SBU GROUND PLATE	U006	15
B2385824	SLIDE SWITCH COVER	U030	32
B2385825	POWER SOURCE SWITCH LINK	U030	33
B2385867	HOOK:SOLENOID:SENSOR:TM	U030_S001	34
B2385875	DC SOLENOID DC24V	U030_S001	35
B2385891	DRAWER BRACKET	U030	36
B2591131	SCREW:PCU	U021_S001	32
		U021_S002	32
		U021_S003	32
		U021_S004	32
		U021_S005	32
B2706201	(-CHN):DECAL-ENVIRONMENTAL SYMBOL MARK	U001	14
B2776201	(-CHN):DECAL:ENERGY-SAVE	U001	15
B6455010	SD Card	Special Tools	6
B6456705	PCMCIA Card Adapter	Special Tools	7
B6795100	Plug - IEEE1284 Type C	Special Tools	8
B7002649	TIMING BELT:40S2M144	U026	27
BA146036	SHAFT:GEAR:SWIVEL	U022	16

Number	Part Name	Group	ID
BB013016	GEAR:SLOW DOWN:NO.1	U022	17
BB013017	GEAR:SLOW DOWN:NO.2	U022	18
C4019503	20X Magnification Scope	Special Tools	9
D0092510	GUIDE PLATE - EXIT	U024_S001	119
D0092552	GUIDE SHEET - MANUAL FEED	U024_S001	120
D0092554	GUIDE SHEET - VERTICAL TRANSPORT	U024_S001	121
D0092555	TRANSPORT ROLLER - DUPLEX EXIT	U024_S001	122
D0092560	DRIVEN ROLLER	U024_S001	123
D0092563	GUIDE PLATE - VERTICAL TRANSPORT	U024_S001	124
D0092571	HOLDER - VERTICAL TRANSPORT	U024_S001	125
D0092573	PULLEY - VERTICAL TRANSPORT	U024_S001	126
D0092574	PULLEY - IDLER	U024_S001	127
D0092575	SHAFT - IDLER	U024_S001	128
D0092576	SHAFT - VERTICAL TRANSPORT	U024_S001	129
D0092757	TRANSPORT ROLLER:DRIVE:ASS'Y	U010_S001	34
		U011_S001	34
D0094407	FEELER - OVERFLOW	U023_S001	19
D0094443	DISCHARGE BRUSH - EXIT	U023_S001	20
D0094503	GUIDE PLATE - LEFT UPPER	U024_S001	130
D0094504	UPPER GUIDE PLATE - GATE	U024_S001	131
D0094511	SPACER:DIA8.0:1.5MM	U024_S001	132
D0094512	LINK:STOPPER	U024_S001	133
D0094513	COMPRESSION SPRING:EARTH:DUPLEX UNIT	U024_S001	134
		U035	34
D0094522	TENSION SPRING:GATE PAWL:DUPLEX:0.08N	U024_S001	135
D0094528	STAY:SIDE PLATE:LOWER	U024_S001	222
D0094535	HARNESS GUIDE	U024_S001	136
D0094577	DUPLEX GATE	U024_S001	137
D0094587	TENSION SPRING - RELEASE BRACKET	U024_S001	138
D0094588	STOPPER BRACKET - SPRING	U024_S001	139
D0094589	GUIDE - SET SHAFT	U024_S001	140
D0094593	STEPPED SCREW - M3	U024_S001	141
D0094594	FRONT GUIDE - DUPLEX UNIT SE	U035	35

Exclusive Parts

Number	Part Name	Group	ID
	T		
D0094595	REAR GUIDE - DUPLEX UNIT SET	U035	36
D0094597	BRACKET - WIRE PULLEY SHAFT	U024_S001	142
D0094598	SPRING - SET SHAFT	U024_S001	143
D0094599	SHAFT - DUPLEX UNIT	U024_S001	144
D0094661	REVERSE ROLLER - FEED	U024_S001	145
D0094662	TRANSPORT ROLLER 1	U024_S001	146
D0094663	TRANSPORT ROLLER 2	U024_S001	147
D0094664	DRIVEN ROLLER	U021_S001	33
		U021_S002	33
		U021_S003	33
		U021_S004	33
		U021_S005	33
		U024_S001	148
		U024_S001_S001	148
		U024_S001_S002	148
		U024_S001_S003	148
		U024_S001_S004	148
D0145974	COVER:CONNECTOR:EFI	U033	6
D0251058	PLATE:COVER	U002	14
D0251136	SHAFT:DEVELOPMENT:COLOR:ASS'Y	U025_S001	12
D0251139	HOLDER:MAGNETIC CLUTCH:DEVELOPMENT:COLOR	U025_S001	13
D0251727	MIRROR:NO.2:CONCAVE:ASS'Y	U005_S002	21
D0251728	MIRROR:NO.2:CONVAX:ASS'Y	U005_S002	22
D0251751	SEAL:SCANNER:FRAME:BASE	U006	16
D0251755	GROUND WIRE:SCANNER:RACK	U031	12
D0251830	GASKET:10X15X20	U006	17
D0251831	GASKET:13X10X13	U005	23
		U006	18
D0251832	GASKET:10X1X20	U006	19
D0251833	GASKET:10X2X20	U006	20
D0251834	GASKET:10X5X20	U006	21
D0254238	BRACKET:DRIVEN ROLLER	U021_S001	34
		U021_S002	34
		U021_S003	34
		U021_S004	34

Number	Part Name	Group	ID
		U021_S005	34
D0255834	BRACKET:POWER PACK:TTS	U030	38
D0255886	GASKET:UC-300281V0:L20	U031	13
D0291053	CAM:GUIDE:FUSING:LEFT	U035	37
D0291054	CAM:GUIDE:FUSING	U035	38
D0291058	SEAL:BURRING	U035	39
D0291191	GUIDE:FUSING DRIVE SUB-UNIT	U028	17
D0291199	DRIVE UNIT:ON-OFF:TRANSFER	U027	3
D0291278	OZONE FILTER:NO.2	U002	15
D0291347	STOPPER:FUSING UNIT:REAR	U035	40
D0291351	LEVER:LOCK:FUSING UNIT:FRONT	U035	41
	T		
D0291354	BRACKET:FAN:IH	U034	24
D0291355	LEVER:LOCK:FUSING UNIT:REAR	U035	42
D0291745	PULLEY:DRIVE WERE:FRONT	U005	24
D0291748	PULLEY:DRIVE WERE:REAR:ASS'Y	U005	25
D0291749	PULLEY:PROTECTION	U005	26
D0292555	GUIDE PLATE:REGISTRATION:LEFT	U013	16
	T		
D0292556	STAY:REGISTRATION	U013	17
D0292570	GUIDE PLATE:REGISTRATION:RIGHT:ADHESION	U013	18
D0292586	GUIDE:REGISTRATION:EXIT	U035	60
D0292611	GROUND PLATE:REAR:MANUAL FEED	U024_S001	149
D0292612	GROUND PLATE:FRONT:MANUAL FEED	U024_S001	150
D0292664	FEELER:PAPER SIZE SENSOR:MANUAL FEED	U024_S001	151
D0292677	TRANSPORT BELT:DRIVEN:VERTICAL TRANSPORT	U024_S001	152
D0292709	GUIDE PLATE:SEPARATOR:ASS'Y	U024_S001	153
D0292710	COVER:HARNESS:MANUAL FEED TABLE	U024_S001	154
D0292863	SHAFT:RELEASE:PAPER TRAY	U008_S001	25
		U009_S001	24
D0293471	GASKET:RFID	U014	23

Exclusive Parts

Number	Part Name	Group	ID
D0294129	GUIDE:FUSING EXIT:PFA	U021_S001	35
		U021_S002	35
		U021_S003	35
		U021_S004	35
		U021_S005	35
D0294163	DECAL:WARNING (HIGH TEMPERATURE):FUSING:1	U021_S001	36
		U021_S002	36
		U021_S003	36
		U021_S004	36
		U021_S005	36
D0294202	BRACKET:STEPPER MOTOR:AUXILIARY:PEEN	U022	19
D0294204	HOLDER:GEAR	U022	20
D0294222	BRACKET:GEAR:SUPPORTING PLATE	U022	21
D0294339	BRACKET:SENSOR:ON-OFF	U022	22
D0294427	BRACKET:POSITIONING:GUIDE PLATE:MIDDLE	U023_S001	21
D0294439	STOPPER:GATE PAWL:ENTRANCE	U023_S001	22
D0294442	LEVER:GATE PAWL:ENTRANCE	U023_S001	23
D0294443	TENSION SPRING:GATE PAWL:ENTRANCE	U023_S001	24
D0294444	COVER:HARNESS	U023_S001	25
D0294474	DC SOLENOID:SUB-ASS'Y	U023_S001	26
D0294478	TENSION SPRING:RELEASE:DC SOLENOID	U023_S001	27
D0294482	GATE PAWL:UPPER:ASS'Y	U024_S001	155
D0294485	LEVER:GATE PAWL:UPPER	U024_S001	156
D0294486	TENSION SPRING:GATE PAWL:1.5N	U024_S001	157
D0294497	COMPRESSION SPRING:DRIVEN ROLLER:GATE	U024_S001	159
D0294521	BRACKET:HARNESS	U024_S001	160
D0294554	BRACKET:GUIDE PLATE:TRANSFER UNIT	U024_S001_S001	161
		U024_S001_S002	161
		U024_S001_S003	161
		U024_S001_S004	161

Number	Part Name	Group	ID
D0294555	SHEET:TRANSPORT SUB-UNIT:FEED PAPER AGAIN	U024_S001_S001	162
		U024_S001_S002	162
		U024_S001_S003	162
		U024_S001_S004	162
D0294590	HOOK:STOPPER:DUPLEX UNIT:ASS'Y	U024_S001	163
D0295805	RACK:INNER BACK:AUXILIARY:MIDDLE	U031	14
D0295806	BRACKET:IOB	U031	15
D0295814	RACK:APPLICATION:FRONT:ASS'Y	U031	17
D0295816	RACK:APPLICATION:FRONT:RIGHT	U031	16
D0295861	GASKET:65TFV5-0.5:L90	U035	43
D0295863	GASKET:65TSV5-2:L23	U031	18
D0295879	BRACKET:CONTROL BOARD:PEEN	U033	7
D0295887	GASKET:65TSV5-1:L150	U033	8
D0295888	GASKET:65TSV5-1:L100	U033	9
D0296145	RAIL:LEFT	U035	44
D0296146	RAIL:RIGHT	U035	45
D0296293	DRUM STAY:REAR	U024_S001_S001	164
		U024_S001_S002	164
		U024_S001_S003	164
		U024_S001_S004	164
D0296305	LEVER:RELEASE	U024_S001_S001	165
		U024_S001_S002	165
		U024_S001_S003	165
		U024_S001_S004	165
D0296307	COMPRESSION SPRING:GUIDE PLATE:EXIT:3.5N	U024_S001_S001	166
		U024_S001_S002	166
		U024_S001_S003	166
		U024_S001_S004	166
D0296320	BRACKET:LEVER:MIDDLE	U024_S001_S001	167
		U024_S001_S002	167

Exclusive Parts

Number	Part Name	Group	ID
		U024_S001_S003	167
		U024_S001_S004	167
D0296321	ANCHOR:SPRING	U024_S001_S001	168
		U024_S001_S002	168
		U024_S001_S003	168
		U024_S001_S004	168
D0296322	SHAFT:LEVER:FRONT	U024_S001_S001	169
		U024_S001_S002	169
		U024_S001_S003	169
		U024_S001_S004	169
D0296323	SHAFT:LEVER:REAR	U024_S001_S001	170
		U024_S001_S002	170
		U024_S001_S003	170
		U024_S001_S004	170
D0296335	SHEET:CASE:LOWER	U024_S001_S001	171
		S001	
		U024_S001_S002	171
		S001	
		U024_S001_S003	171
		S001	
		U024_S001_S004	171
		S001	
D0296502	BRACKET:USED TONER SENSOR	U020	19
D0394241	FUSING ENTRANCE GUIDE PLATE	U021_S001	37
		U021_S002	37
		U021_S003	37
		U021_S004	37
		U021_S005	37
D0891097	BRACKET:FAN:POWER SOURCE:IH	U035	46
D0891145	BRACKET:SENSOR COVER	U025_S001	14
D0891199	DRIVE UNIT:ON-OFF:TRANSFER	U027	4
D0891370	BRACKET:FAN:IMAGE FORMING SECTION	U034	25
D0891380	SEAL:GUIDE PLATE:SUPPLY	U034	26
D0891386	DUCT:EXIT	U034	27
D0891387	SHIELDING PLATE:IMAGE FORMING MD:LEFT	U035	47

Number	Part Name	Group	ID
D0891388	SEAL:SEPARATION PLATE:OPTICAL WRITING UNIT:LEFT INNER REAR	U035	48
D0891389	SEAL:COVER:LEFT:MIDDLE	U002	16
D0891390	SEAL:SIDE PLATE:FRONT:LEFT	U035	49
D0892560	BRACKET:CLEANER	U013	19
D0892745	STEPPER MOTOR:DUPLEX:DC:1.4 4W	U026	28
D0892761	ARM:PICKUP	U010_S001	35
		U011_S001	35
D0892764	GEAR:FEED	U010_S001	36
		U011_S001	36
D0892767	FEELER:PAPER END	U010_S001	37
		U011_S001	37
D0892778	BRACKET:SENSOR:FEED	U010_S001	38
		U011_S001	38
D0892781	BRACKET:SENSOR	U010_S001	39
		U011_S001	39
D0892819	GEAR:SEPARATOR:INPUT	U010_S001	40
		U011_S001	40
D0892829	GUIDE:FEED	U010_S001	41
		U011_S001	41
D0892849	SEAL:TRAY:NO.1	U008	26
D0892940	TRAY BOTTOM PLATE:ASS'Y	U008_S001_S001	27
		U009_S001_S001	25
D0893205	NOZZLE:COLOR:ASS'Y	U014_S001	24
		U014_S002	24
		U014_S003	24
D0893286	NOZZLE:BK:ASS'Y	U014_S004	25
D0893304	BASE:TONER SUPPLY UNIT:ASS'Y	U014	26
D0893407	MAGNETIC CLUTCH:TONER BOTTLE:BK:ASS'Y	U014_S005	27
D0893408	MAGNETIC CLUTCH:TONER BOTTLE:YCM:ASS'Y	U014_S005	28
D0893424	SHAFT:DRIVE:DRIVE UNIT:BK	U014_S005	29
D0893426	SHAFT:DRIVE:DRIVE UNIT:YCM	U014_S005	30
D0893470	GROUND PLATE:RFID	U014	31
D0894351	PLATE:DC STEPPER MOTOR	U022	23

Exclusive Parts

Number	Part Name	Group	ID
D0894353	STOPPER	U022	24
D0894360	GEAR:SLOW DOWN:WORM GEAR	U022	25
D0894391	GEAR:ON-OFF:PRESSURE ROLLER	U021_S001	38
		U021_S002	38
		U021_S003	38
		U021_S004	38
		U021_S005	38
D0894437	SPRING PLATE:EXIT ROLLER:OUTER	U023_S001	28
D0894461	GEAR:PULLEY:INPUT:27Z	U023_S001	29
D0894462	GEAR:PULLEY:DECURA:Z27/16T	U023_S001	30
D0894463	GEAR:PULLEY:IDLER:Z21/14T	U023_S001	31
D0894464	TIMING PULLEY:18T	U023_S001	32
D0894465	SYNCHRONOUS BELT:S2M:136	U023_S001	33
D0894466	SYNCHRONOUS BELT:S2M:104	U023_S001	34
D0894483	DRIVEN ROLLER:PAPER EXIT UNIT:VERTICAL TRANSPORT	U024_S001	172
D0894484	GRIP:GATE PAWL:UPPER	U024_S001	173
D0894664	GUIDE PLATE:TRANSFER UNIT:HOLDER	U024_S001_S001	174
		U024_S001_S002	174
		U024_S001_S003	174
		U024_S001_S004	174
D0894665	SHAFT:HOLDER:REAR	U024_S001_S001	175
		U024_S001_S002	175
		U024_S001_S003	175
		U024_S001_S004	175
D0894666	DRUM STAY:FRONT	U024_S001_S001	176
		U024_S001_S002	176
		U024_S001_S003	176
		U024_S001_S004	176
D0895809	SHADEING PLATE:RACK:MIDDLE	U031	19
D0895824	COVER:SD-CARD:D086/D087	U033	10
D0895825	RACK:INNER BACK:AUXILIARY:LEFT:ASS'Y	U033	11
D0895827	BRACKET:MAIN SWITCH	U030	39
D0895887	PANEL:INTERFACE	U033	12
D0896395	DENSITY SENSOR	U030_S001	40
D0896481	PIPE:REAR:ASS'Y	U020	20

Number	Part Name	Group	ID
D0896509	COLLECTION BOTTLE:ASS'Y	U019	1
D0896540	PIPE:FRONT:ASS'Y	U020	21
D1051795	EXPOSURE GLASS	U004	5
D1054365	HOLDER:THERMOPILE	U022	26
D1115711	(C3002):PCB:EXP:SERVICE:ASS'Y:(for D111)	U033	13
D1116806	(C3002):DECAL:MODEL NAME PLATE:RIC:(for D111)	U001	16
D1116825	(C3002):(-NA):DECAL:MODEL NAME PLATE:D111:SVN	U001	17
D1116826	(C3002):(-NA/-AA):DECAL:MODEL NAME PLATE:D111:LAN	U001	18
D1116827	(C3002):(-EU):DECAL:MODEL NAME PLATE:D111:NRG	U001	19
D1116830	(C3002):(-EU):DECAL:MODEL NAME PLATE:D111:INF	U001	20
D1116831	(C3002):(-AA):DECAL:MODEL NAME PLATE:D111:GES	U001	21
D1201336	CAP:COVER	U001	22
		U002	17
D1201551	SHEET:LOGO	U003	10
		U003_S001	10
		U003_S002	10
		U003_S003	10
		U003_S004	10
		U003_S005	10
D1201556	(-NA/-AA):SHEET:LOGO:LAN	U003	11
D1201557	(-EU/-AA/-CHN):SHEET:LOGO:GES	U003	12
D1201558	(-EU):SHEET:LOGO:REX	U003	13
D1201559	(-EU):SHEET:LOGO:NAS	U003	14
D1201560	(-EU):SHEET:LOGO:INF	U003	15
D1201561	(-NA):SHEET:LOGO:SAV	U003	16
D1201705	REFLECTOR:SCANNER	U005_S001	27
D1201710	GUIDE:FFC:CARRIAGE:NO.1	U005	28
D1201711	GUIDE:FFC:CARRIAGE:NO.2	U005_S002	29
D1202618	DISCHARGE BRUSH:PAPER FEED UNIT:UPPER	U010	42
D1202832	END FENCE:ASS'Y	U008_S001	28

Exclusive Parts

Number	Part Name	Group	ID
		U009_S001	26
D1202864	LEVER:STOPPER:POSITIONING	U008_S001_S003	29
		U009_S001_S003	27
D1202872	DECAL:PAPER TRAY:NO.1	U008	30
D1202873	DECAL:PAPER TRAY:NO.2	U009	28
D1202875	DECAL:SIDE FENCE:REAR	U009_S001_S003	29
D1202924	LEVER:STOPPER:FRONT	U008_S001_S002	31
		U009_S001_S002	30
D1206490	(-NA/-AA):DECAL:CAUTION:INKJET	U002	18
D1206491	(-CHN):DECAL:CAUTION:INKJET:C HINESE	U002	19
D1206492	(-TWN):DECAL:CAUTION:INKJET:T AIWAN	U002	20
D1208867	(-EU/-TWN/-CHN):DECAL:MAIN SW ITCH:ON-STANDBY	U001	23
D1208868	(-NA/-AA):DECAL:MAIN SWITCH:O N-STANDBY	U001	24
D1291245	CAP:GRIP	U035	50
D1291255	COVER:MAIN SWITCH	U001	25
D1291421	TOUCH PANEL:WVGA:MV	U003_S001	17
		U003_S002	17
		U003_S003	17
		U003_S004	17
		U003_S005	17
D1291423	(-NA/-EU/-AA/-CHN):LCD:TFT:WVG A:LED:SH	U003_S001	18
		U003_S002	18
		U003_S003	18
		U003_S004	18
		U003_S005	18
D1291436	CABLE:OPE:LVDS	U003_S001	50
		U003_S002	50
		U003_S003	50
		U003_S004	50
		U003_S005	50
D1291458	PCB:OP-R:ASS'Y	U003_S001	19
		U003_S002	19
		U003_S003	19
		U003_S004	19

Number	Part Name	Group	ID
		U003_S005	19
D1291459	PCB:OP-L:ASS'Y	U003_S001	20
		U003_S002	20
		U003_S003	20
		U003_S004	20
		U003_S005	20
D1291502	KEYTOP:START	U003_S001	21
		U003_S002	21
		U003_S003	21
		U003_S004	21
		U003_S005	21
D1291503	KEYTOP:STOP	U003_S001	22
		U003_S002	22
		U003_S003	22
		U003_S004	22
		U003_S005	22
D1291506	KEYTOP:RESET SWITCH	U003_S001	23
		U003_S002	23
		U003_S003	23
		U003_S004	23
		U003_S005	23
D1291508	KEYTOP:HOME	U003_S001	25
		U003_S002	25
		U003_S003	25
		U003_S004	25
		U003_S005	25
D1291509	KEYTOP:LEFT	U003_S001	26
		U003_S002	26
		U003_S003	26
		U003_S004	26
		U003_S005	26
D1291510	LENS:FRONT	U003_S001	27
		U003_S002	27
		U003_S003	27
		U003_S004	27
		U003_S005	27
D1291513	SHADEING PLATE:TOUCH PANEL	U003_S001	28
		U003_S002	28

Exclusive Parts

Number	Part Name	Group	ID
		U003_S003	28
		U003_S004	28
		U003_S005	28
D1291531	COVER:UPPER	U003_S001	29
		U003_S003	29
D1291532	COVER:UPPER	U003_S002	30
		U003_S005	30
D1291533	(-NA):KEYTOP:10KEY	U003_S001	31
D1291534	(-EU/-TWN/-CHN):KEYTOP:10KEY	U003_S002	32
		U003_S004	32
		U003_S005	32
D1291535	(-AA):KEYTOP:10KEY	U003_S003	33
D1291539	KEYTOP:POWER SOURCE	U003_S001	24
		U003_S002	24
		U003_S003	24
		U003_S004	24
		U003_S005	24
D1291545	SHEET:SIDE	U003_S001	34
		U003_S003	34
D1291546	SHEET:SIDE	U003_S002	35
		U003_S005	35
D1291566	(-NA/-AA):SHEET:APPLICATION:MULTI-LANGUAGE	U036	6
D1291567	(-EU/-TWN):SHEET:APPLICATION:MULTI-LANGUAGE	U036	7
D1291568	SHEET:APPLICATION:MULTI-LANGUAGE:BLANK	U036	8
D1291573	SHEET:JOURNAL3	U003_S001	36
		U003_S003	36
D1291721	CARRIAGE:NO.1:ASS'Y	U005_S001	30
D1291722	ILLUMINATION UNIT:LED:ASS'Y	U005_S001	31
D1291801	GUIDE:FLAT CABLE	U006	22
D1292620	HOUSING:MANUAL FEED	U024_S001	179
D1292657	ARM:MANUAL FEED:SHORT:FRONT	U024_S001	180
D1292658	ARM:MANUAL FEED:SHORT:REAR	U024_S001	181
D1292661	COVER:MANUAL FEED	U024_S001	182
D1292662	MANUAL FEED TABLE	U024_S001	183

Number	Part Name	Group	ID
D1292664	(-NA/-EU):COVER:MANUAL FEED:ENTRANCE	U024_S001	184
D1292667	EXTENSION TRAY:MANUAL FEED	U024_S001	185
D1292673	SIDE FENCE:REAR	U024_S001	186
D1292674	SIDE FENCE:FRONT	U024_S001	187
D1292675	DECAL:SIDE FENCE:MANUAL FEED	U024_S001	188
D1292705	DECAL:H-TEMP WARNING	U030_S002	41
		U030_S003	41
		U030_S004	41
		U030_S005	41
		U030_S006	41
D1292726	GRIP:SIDE FENCE:MANUAL FEED	U024_S001	189
D1292743	DECAL:TRAY:MANUAL FEED:EXTENSION TRAY	U024_S001	190
D1292745	DECAL:PAPER SET DIRECTION:MANUAL FEED	U024_S001	191
D1292748	DECAL:SCALE:MANUAL FEED	U024_S001	192
D1292836	GUIDE PLATE:SWIVEL:ASS'Y	U012	4
D1292841	GUIDE PLATE:SWIVEL:NO.2:ASS'Y	U012	5
D1292920	SIDE FENCE:FRONT:ASS'Y	U009_S001_S002	31
D1292930	SIDE FENCE:REAR:ASS'Y	U009_S001_S003	32
D1294487	END FENCE:EXIT	U002	21
D1294489	TENSION SPRING:GUIDE PLATE:RIGHT	U024_S001	158
D1294531	GUIDE PLATE:COVER:OPEN AND CLOSE	U024_S001	193
D1294540	COVER:DUPLEX	U024_S001	194
D1294579	GRIP:OPEN AND CLOSE:DUPLEX UNIT	U024_S001	195
D1295342	PCB:LED-DB	U006	23
D1295350	PCB:SCNB	U006	24
D1296605	DECAL:MISFEED REMOVAL:B1	U002	22
D1296610	(-NA/-AA):DECAL:CAUTION:ORIGINAL:ENGLISH	U001	26
D1296611	(-TWN):DECAL:CAUTION:ORIGINAL:TAIWAN	U001	27
D1296612	(-CHN):DECAL:CAUTION:ORIGINAL	U001	28

Exclusive Parts

Number	Part Name	Group	ID
	L:CHINESE		
D1301500	COVER:UPPER	U003_S004	37
D1301507	SHEET:SIDE	U003_S004	38
D1301508	(-CHN):SHEET:APPLICATION:MULTI-LANGUAGE	U036	9
D1421110	DRIVE UNIT:ENGINE:ASS'Y	U025_S001	15
D1421239	INNER COVER:UPPER:LEFT	U002	23
D1421263	COVER:INNER BACK:UPPER	U002	24
D1421267	COVER:PAPER EXIT UNIT:UPPER:AUXILIARY:D111/D142	U002	25
D1421284	COVER:LEFT:MIDDLE:D111/D142	U002	26
D1421293	COVER:REAR:UPPER	U002	27
D1421323	COVER:BRACKET:OPERATION SUB-UNIT:UPPER	U001	29
D1421332	COVER:SCANNER:FRONT	U001	30
D1421334	COVER:SCANNER:LEFT	U001	31
D1421336	COVER:SCANNER:RIGHT	U001	32
D1421338	COVER:SCANNER:REAR:D111/D142	U001	33
D1421346	(-AA/-CHN):COVER:BRACKET:OPERATION SUB-UNIT:LOWER	U001	34
D1421411	(-NA):OPERATION SUB-UNIT:ASS'Y	U003_S001	39
D1421412	(-EU):OPERATION SUB-UNIT:ASS'Y	U003_S002	40
D1421413	(-AA):OPERATION SUB-UNIT:ASS'Y	U003_S003	41
D1421414	(-CHN):OPERATION SUB-UNIT:ASS'Y	U003_S004	42
D1421415	(-TWN):OPERATION SUB-UNIT:ASS'Y	U003_S005	43
D1421441	PCB:LCDC:FT	U003_S001	44
D1421442	PCB:LCDC:D111/D142:FT	U003_S002	45
D1421443	PCB:LCDC:D111/D142:FT	U003_S003	46
		U003_S005	46
D1421444	PCB:D111/D142:LCDC:FT	U003_S004	47
D1421595	BRACKET:OPERATION PANEL:SUPPORTING PLATE:D111/D142	U003	48

Number	Part Name	Group	ID
D1421596	BRACKET:OPERATION PANEL:D111/D142	U003	49
D1421703	LENS:HOLDER:ASS'Y	U005	32
D1421721	CARRIAGE:NO.2:ASS'Y	U005_S002	33
D1421742	BRACKET:ORIGINAL SENSOR	U006	25
D1421743	BRACKET:LED:DRIVER	U006	26
D1421747	DRIVE WERE:CARRIAGE:DIA1.0	U005	34
D1421750	SCALE:INNER BACK:PRINTING	U004	6
D1421785	(-EU/-TWN/-AA/-CHN):SCALE:LEFT:B:ASS'Y	U004	7
D1421786	(-NA):SCALE:LEFT:B:ASS'Y	U004	8
D1421801	SCALE:LEFT:A	U004	9
D1421805	SHAFT:SCALE	U004	10
D1421851	OPTICAL WRITING UNIT:1LD:ASS'Y	U007_S001	6
D1422750	PAPER FEED UNIT:ASS'Y	U010_S001	43
		U011_S001	42
D1422929	TORQUE LIMITER:40MM:DIA18:CCW	U024_S001	196
D1422930	TORQUE LIMITER:40MM:MM:DIA18:CCW	U010_S001	44
		U011_S001	43
D1424004	(-EU/-AA/-CHN):FUSING UNIT:EU:MAINTENANCE:ASS'Y	U021_S002	40
		U021_S003	40
		U021_S004	40
D1424039	(-TWN):SLEEVE:FUSING:TWN:ACCESSORY	U021_S005	44
D1424046	(-AA/-CHN):SLEEVE:FUSING:ACCESSORY	U021_S003	43
		U021_S004	43
D1424101	FUSING COVER:LOWER	U021_S001	45
		U021_S002	45
		U021_S003	45
		U021_S004	45
		U021_S005	45
D1424252	(-NA):FUSING UNIT:MAINTENANCE:ASS'Y	U021_S001	79
D1424254	(C3002-TWN):FUSING UNIT:MAINTENANCE:ASS'Y	U021_S005	81
D1424272	(-NA):SLEEVE:FUSING:ACCESSORY	U021_S001	80

Exclusive Parts

Number	Part Name	Group	ID
	Y		
D1424273	(-EU):SLEEVE:FUSING:ACCESSOR Y	U021_S002	43
D1424536	DUPLEX UNIT:ASS'Y	U024_S001	223
D1425110	PCB:BCU:D111/D142:ASS'Y	U031	20
D1425136	PCB:SIO	U006	27
D1425150	PCB:IPU:D111/D142	U031	21
D1425712	(C3502):PCB:EXP:SERVICE:ASS'Y: (for D142)	U033	14
D1426806	(C3502):DECAL:MODEL NAME PLA TE:D142:RIC	U001	35
D1426825	(C3502):(-NA):DECAL:MODEL NAM E PLATE:SVN:(for D142)	U001	36
D1426826	(C3502):(-NA/-AA):DECAL:MODEL NAME PLATE:LAN:(for D142)	U001	37
D1426827	(C3502):(-EU):DECAL:MODEL NAM E PLATE:D142:NRG	U001	38
D1426830	(C3502):(-EU):DECAL:MODEL NAM E PLATE:D142:INF	U001	39
D1426831	(C3502):(-AA):DECAL:MODEL NAM E PLATE:D142:GES	U001	40
D1437004	(-NA/-AA):MANUAL:USER_GUIDE	U036	10
D1437008	(-NA):MANUAL:READ_THIS_FIRST	U036	11
D1437009	(-AA):MANUAL:READ_THIS_FIRST	U036	12
D1437347	(-EU):SHEET:SECURITY_PASSWO RD	U036	13
D1437348	(-NA):SHEET:SECURITY_PASSWO RD	U036	14
D1437349	(-TWN/-AA/-CHN):SHEET:SECURIT Y_PASSWORD	U036	15
D1440622	CLEANING UNIT:INTERMEDIATE T RANSFER:ASS'Y	U018	1
D1441010	DRUM STAY:PCU:ASS'Y	U002_S001	28
D1441052	STOPPER:FUSING UNIT:FRONT	U035	51
D1441053	GUIDE PLATE:FUSING:FRONT	U035	52
D1441054	SEAL:DUCT:FUSING:LEFT:FRONT	U035	53
D1441058	GUIDE PLATE:FUSING:REAR	U035	54
D1441085	STEPPED SCREW:M3	U030_S001	42

Number	Part Name	Group	ID
D1441087	SCREW:LEVER:DRUM STAY	U002_S001	29
		U030	43
D1441094	DUCT:FUSING:LEFT	U035	55
D1441096	SEAL:DUCT:FUSING:LEFT:REAR	U035	56
D1441132	BRACKET:PAPER FEED:ASS'Y	U026	29
D1441135	DRUM STAY:DRIVE UNIT:PAPER F EED:ASS'Y	U026	30
D1441139	GEAR:PAPER FEED:NO.4	U026	31
D1441142	BRACKET:DRIVE UNIT:REGISTRA TION:ASS'Y	U026	32
D1441146	GEAR:REGISTRATION:NO.1	U026	33
D1441172	GEAR:FUSING:NO.1	U028	18
D1441173	GEAR:FUSING:NO.2	U028	19
D1441174	GEAR:EXIT:NO.1	U028	20
D1441175	GEAR:EXIT:IDLER	U028	21
D1441176	BRACKET:FUSING/PAPER EXIT U NIT:ASS'Y	U028	22
D1441179	SYNCHRONOUS BELT:S2M:5X316	U022	27
D1441187	BRACKET:FUSING:SHUTTER:MAIN ASS'Y:ASS'Y	U022	28
D1441190	TENSION SPRING:1.5N:23MM	U022	29
D1441191	GEAR:PULLEY:FUSING:SHUTTER: NO.1	U022	30
D1441192	GEAR:PULLEY:FUSING:SHUTTER: NO.2	U022	31
D1441193	PULLEY:FUSING:SHUTTER:NO.3	U022	32
D1441194	BRACKET:TIGHTENER:FUSING:SH UTTER:ASS'Y	U022	33
D1441197	ROLLER:TIGHTENER:FUSING:SHU TTER	U022	34
D1441233	INNER COVER:MIDDLE	U002	30
D1441242	COVER:RIGHT REAR:FAN	U002	31
D1441244	COVER:RIGHT:REAR	U002	32
D1441247	COVER:RIGHT:FRONT	U002	33
D1441249	COVER:RIGHT:UPPER MIDDLE	U002	34
D1441253	COVER:FRONT:ASS'Y	U001	41
D1441257	COVER:FRONT:COLLECTION BOT TLE	U001	42

Exclusive Parts

Number	Part Name	Group	ID
D1441259	COVER:PAPER EXIT SUB-UNIT:UP PER	U002	35
D1441261	COVER:UPPER	U002	36
D1441263	COVER:INNER BACK	U002	37
D1441269	COVER:FRONT RIGHT	U002	38
D1441272	COVER:FRONT RIGHT:UPPER	U002	39
D1441274	COVER:INNER BACK:MIDDLE	U002	40
D1441279	CLEANER:SHIELD GLASS:ASS'Y	U001	43
D1441281	COVER:LEFT	U002	41
D1441283	COVER:LEFT:INTERFACE	U002	42
D1441286	COVER:LEFT:UPPER	U002	43
D1441291	COVER:REAR	U002	44
D1441327	(-AA/-CHN):INNER COVER:UPPER: RIGHT	U002	45
D1441356	BRACKET:FILTER:FRONT RIGHT:A SS'Y	U034	30
D1441369	DUCT:REAR:LOWER RIGHT	U034	31
D1441371	SEAL:DUCT:HEATER:FRONT	U034	32
D1441379	GUIDE PLATE:SUPPLY	U034	33
D1441381	DUCT:SUPPLY:FRONT	U034	34
D1441382	DUCT:SUPPLY:REAR	U034	35
D1441383	DUCT:HEATER:FRONT	U034	36
D1441384	DUCT:HEATER:REAR	U034	37
D1441391	STOPPER:LEVER:DRUM STAY:N5 R	U002	46
D1441392	LEVER:DRUM STAY:PCU:N5R	U002_S001	47
D1441396	HOLDER:EXPOSURE GLASS:IG:AS S'Y	U036	16
D1442216	PCU:K:ASS'Y	U016_S001	3
D1442217	PCU:M:ASS'Y	U016_S003	4
D1442218	PCU:C:ASS'Y	U016_S002	5
D1442219	PCU:Y:ASS'Y	U016_S004	6
D1442251	PCU:BK:ASS'Y	U016	7
		U016_S001	7
D1442253	PCU:COLLAR:ASS'Y	U016_S002	8
		U016_S003	8
		U016_S004	8
D1442558	KNOB:REGISTRATION ROLLER	U013	20

Number	Part Name	Group	ID
D1442614	CASE:REMOVE PAPER DUST	U013	21
D1442747	DECAL:PAPER SET DIRECTION:T RAY:RIGHT	U009	33
D1442850	PAPER TRAY:NO.1:ASS'Y	U008_S001	32
D1442857	COVER:PAPER TRAY:NO.1	U008_S001	33
D1442870	SIDE FENCE:FRONT:UNIVERSAL: NO.1:ASS'Y	U008_S001_S002	34
D1442880	SIDE FENCE:REAR:UNIVERSAL:N O.1:ASS'Y	U008_S001_S003	35
D1442896	STEPPED SCREW:PAPER FEED	U008_S001	36
D1443001	DEVELOPMENT UNIT:BK:ASS'Y	U016_S001	9
D1443002	DEVELOPMENT UNIT:M:ASS'Y	U016_S003	10
D1443003	DEVELOPMENT UNIT:C:ASS'Y	U016_S002	11
D1443004	DEVELOPMENT UNIT:Y:ASS'Y	U016_S004	12
D1443221	PUMP UNIT:BK:ASS'Y	U015	5
D1443222	PUMP UNIT:Y:ASS'Y	U015	6
D1443223	PUMP UNIT:C:ASS'Y	U015	7
D1443224	PUMP UNIT:M:ASS'Y	U015	8
D1443364	DECAL:COLORED DISPLAY:INNER COVER:BK	U002	48
D1443365	DECAL:COLORED DISPLAY:INNER COVER:Y	U002	49
D1443366	DECAL:COLORED DISPLAY:INNER COVER:C	U002	50
D1443367	DECAL:COLORED DISPLAY:INNER COVER:M	U002	51
D1443405	DRIVE UNIT:TONER SUPPLY SUB- UNIT:ASS'Y	U014_S005	32
D1444057	PRESSURE ROLLER:ASS'Y	U021_S001_S001	46
		U021_S002_S001	46
		U021_S003_S001	46
		U021_S004_S001	46
		U021_S005_S001	46
D1444103	FUSING COVER:UPPER	U021_S001	47
		U021_S002	47
		U021_S003	47
		U021_S004	47
		U021_S005	47

Exclusive Parts

Number	Part Name	Group	ID
D1444104	CAM:ON-OFF:PRESSURE ROLLER	U021_S001	48
		U021_S002	48
		U021_S003	48
		U021_S004	48
		U021_S005	48
D1444110	BRACKET:THERMISTOR:PRESSURE ROLLER	U021_S001	49
		U021_S002	49
		U021_S003	49
		U021_S004	49
		U021_S005	49
D1444113	LEVER:PRESSURE ROLLER	U021_S001	50
		U021_S002	50
		U021_S003	50
		U021_S004	50
		U021_S005	50
D1444114	HOLDER:PRESSURE ROLLER:FRONT:PEEN	U021_S001	51
		U021_S002	51
		U021_S003	51
		U021_S004	51
		U021_S005	51
D1444117	POSITIONING PLATE:FUSING UNIT:FRONT	U021_S001	77
		U021_S002	77
		U021_S003	77
		U021_S004	77
		U021_S005	77
D1444125	POSITIONING PLATE:FUSING UNIT:REAR	U021_S001	78
		U021_S002	78
		U021_S003	78
		U021_S004	78
		U021_S005	78
D1444134	GUIDE PLATE:FUSING EXIT:LEFT	U021_S001	52
		U021_S002	52
		U021_S003	52
		U021_S004	52
		U021_S005	52
D1444136	STRIPPER PLATE:FUSING EXIT	U021_S001	53
		U021_S002	53
		U021_S003	53

Number	Part Name	Group	ID
		U021_S004	53
		U021_S005	53
D1444137	ELECTRODE PLATE:HEATER:REAR	U021_S001	54
		U021_S002	54
		U021_S003	54
		U021_S004	54
		U021_S005	54
D1444138	ELECTRODE PLATE:CONNECTING:THERMOSTAT	U021_S001	55
		U021_S002	55
		U021_S003	55
		U021_S004	55
		U021_S005	55
D1444142	ENCODER:ON-OFF:PRESSURE ROLLER	U021_S001	56
		U021_S002	56
		U021_S003	56
		U021_S004	56
		U021_S005	56
D1444159	HOLDER:PRESSURE ROLLER:REAR:PEEN	U021_S001	57
		U021_S002	57
		U021_S003	57
		U021_S004	57
		U021_S005	57
D1444164	ADJUSTING PLATE:PRESSURE	U021_S001	58
		U021_S002	58
		U021_S003	58
		U021_S004	58
		U021_S005	58
D1444170	GUIDE PLATE:FUSING EXIT:RIGHT	U021_S001	59
		U021_S002	59
		U021_S003	59
		U021_S004	59
		U021_S005	59
D1444173	DISCHARGE BRUSH:PRESSURE ROLLER	U021_S001	60
		U021_S002	60
		U021_S003	60
		U021_S004	60
		U021_S005	60
D1444175	GUIDE:COIL SPRING:PRESSURE	U021_S001	61

Exclusive Parts

Number	Part Name	Group	ID
	SUB-UNIT	U021_S002	61
		U021_S003	61
		U021_S004	61
		U021_S005	61
		D1444180	ADJUSTING SCREW:PRESSURE
		U021_S002	62
		U021_S003	62
		U021_S004	62
		U021_S005	62
		D1444185	GEAR:MECHANICAL ROLLER CLUTCH:Z17
D1444187	SPACER:SHUTTER:FRONT	U021_S001	63
		U021_S002	63
		U021_S003	63
		U021_S004	63
		U021_S005	63
D1444188	SPACER:SHUTTER:REAR	U021_S001	64
		U021_S002	64
		U021_S003	64
		U021_S004	64
		U021_S005	64
D1444191	PLATE:SHUTTER	U021_S001	65
		U021_S002	65
		U021_S003	65
		U021_S004	65
		U021_S005	65
D1444192	SPRING PLATE:0.25MM	U021_S001	66
		U021_S002	66
		U021_S003	66
		U021_S004	66
		U021_S005	66
D1444193	BRACKET:CAM:SHUTTER:FUSING EXIT	U022	36
D1444194	CAM:SHUTTER:FUSING EXIT	U022	37
D1444199	SHAFT:CAM:SHUTTER:FUSING EXIT	U022	38
D1444201	BRACKET:GEAR:SLOW DOWN	U022	39
D1444202	STEPPER MOTOR:ASS'Y	U022	40

Number	Part Name	Group	ID
D1444204	TORSION SPRING:CAM:SHUTTER:FUSING EXIT	U022	41
D1444210	DECAL:BLUE:FUSING	U021_S001	67
		U021_S002	67
		U021_S003	67
		U021_S004	67
		U021_S005	67
D1444211	SHEET:LEVER	U021_S001	68
		U021_S002	68
		U021_S003	68
		U021_S004	68
		U021_S005	68
D1444219	PROOFING MATERIAL:FUSING COVER:LOWER	U021_S001	69
		U021_S002	69
		U021_S003	69
		U021_S004	69
		U021_S005	69
D1444221	DECAL:WARNING (HIGH TEMPERATURE):GUIDE PLATE:OPEN AND CLOSE	U024_S001_S001	198
		U024_S001_S002	198
		U024_S001_S003	198
		U024_S001_S004	198
D1444222	DECAL:H-TEMP WARNING:FUSING:2	U021_S001	70
		U021_S002	70
		U021_S003	70
		U021_S004	70
		U021_S005	70
D1444225	SHAFT:ON-OFF:PRESSURE ROLLER	U021_S001	71
		U021_S002	71
		U021_S003	71
		U021_S004	71
		U021_S005	71
D1444299	GUIDE:HARNESS:FUSING	U021_S001	72
		U021_S002	72
		U021_S003	72
		U021_S004	72
		U021_S005	72
D1444405	PAPER EXIT UNIT:MACHINE OR COPIER:ASS'Y	U023_S001	35

Exclusive Parts

Number	Part Name	Group	ID
D1444421	GUIDE PLATE:UPPER LEFT	U023_S001	36
D1444425	BRACKET:SENSOR	U023_S001	37
D1444426	BRACKET:SENSOR:GATE	U023_S001	38
D1444427	GUIDE PLATE:UPPER RIGHT	U023_S001	39
D1444431	GUIDE PLATE:EXIT:LOWER	U023_S001	40
D1444432	STAY:EXIT:LOWER	U023_S001	41
D1444433	BRACKET:SENSOR:FUSING EXIT	U023_S001	42
D1444436	SPRING PLATE:EXIT ROLLER:INNER	U023_S001	43
D1444445	GATE PAWL:ENTRANCE:ASS'Y	U023_S001	44
D1444446	SHEET:EXIT:PTFE:REAR	U023_S001	45
D1444447	SHEET:EXIT:PTFE:FRONT	U023_S001	46
D1444455	TRANSPORT ROLLER:GATE	U023_S001	47
D1444456	EXIT ROLLER	U023_S001	48
D1444457	TRANSPORT ROLLER:TRANSPORT	U023_S001	49
D1444481	GUIDE PLATE:OPEN AND CLOSE	U024_S001	199
D1444482	GUIDE:GUIDE PLATE:OPEN AND CLOSE	U024_S001	200
D1444483	DECAL:KNOB:Z	U024_S001	201
D1444484	SHOULDER SCREW - M3	U023_S001	50
D1444489	STOPPER:DRIVEN ROLLER	U024_S001	202
D1444494	EXIT ROLLER:DRIVEN:INNER	U023_S001	51
D1444495	EXIT ROLLER:DRIVEN:OUTER	U023_S001	52
D1444497	ROLLER:DRIVEN:TRANSPORT	U023_S001	53
D1444533	INNER COVER:DUPLEX:REAR	U024_S001	203
D1444534	INNER COVER:DUPLEX	U024_S001	204
D1444553	(C3002)(C3502-NA/-EU):GUIDE PLATE:TRANSFER UNIT:ASS'Y	U024_S001_S001	205
D1444554	(C3502-TWN/-CHN/-AA):GUIDE PLATE:TRANSFER UNIT:C3:ASS'Y	U024_S001_S002	219
		U024_S001_S003	219
		U024_S001_S004	219
D1445119	PCB:BRB	U014	33
D1445120	PCB:IOB	U031	22
D1445193	(-NA/-TWN):AC CONTROL BOARD	U030	44
D1445198	(-EU/-AA/-CHN):AC CONTROL BOARD	U030	45
D1445725	SD-CARD:PDF/VM_CALYPSO:ASS'	U033	16

Number	Part Name	Group	ID
	Y		
D1445803	BRACKET:SDB	U032	4
D1445861	DENSITY SENSOR:ASS'Y	U030_S001	46
D1445885	GRIP:CONTROL BOARD:IG	U033	17
D1445886	BRACKET:HDD	U033	21
D1446012	TRANSFER UNIT:INTERMEDIATE TRANSFER:ASS'Y	U017_S001	1
D1446091	TRANSFER BELT:N:ASS'Y	U017_S001	2
D1446109	LEVER:RIGHT:INTERMEDIATE TRANSFER	U017_S001	3
D1446206	(-NA/-EU):TRANSFER/SEPARATION UNIT:ASS'Y	U024_S001_S001	206
D1446207	(-TWN/-CHN/-AA):TRANSFER/SEPARATION UNIT:C3:ASS'Y	U024_S001_S002	220
		U024_S001_S003	220
		U024_S001_S004	220
D1446213	SEPARATION/TRANSPORT SECTION:ASS'Y	U024_S001_S001	207
D1446214	(-TWN/-CHN/-AA):SEPARATION/TRANSPORT SECTION:C3:ASS'Y	U024_S001_S002	221
		U024_S001_S003	221
		U024_S001_S004	221
D1446274	CASE:TRANSFER ROLLER:C3	U024_S001_S001	208
		U024_S001_S002	208
		U024_S001_S003	208
		U024_S001_S004	208
D1446285	TERMINAL:TRANSFER ROLLER	U024_S001_S001	209
		U024_S001_S002	209
		U024_S001_S001	209

Exclusive Parts

Number	Part Name	Group	ID
		U024_S001_S003	209
		S001	
		U024_S001_S004	209
		S001	
D1446289	TERMINAL:SEPARATION	U024_S001_S001	210
		S001	
		U024_S001_S002	210
		S001	
		U024_S001_S003	210
		S001	
		U024_S001_S004	210
		S001	
D1446310	SPRING:TRANSFER	U024_S001_S001	211
		U024_S001_S002	211
		U024_S001_S003	211
		U024_S001_S004	211
D1446318	GUIDE:POSITIONING:FRONT	U035	57
D1446319	GUIDE:POSITIONING:REAR	U035	58
D1446809	DECAL:CLEANING:POSITIONING DISPLAY	U002	52
D1446823	DECAL:LEVER:LOCK:FUSING	U035	59
D1446845	(-EU):DECAL:CAUTION:ORIGINAL: MULTI-LANGUAGE	U001	44
D1446856	SHEET:COVER:FRONT	U001	45
D1449590	NV-RAM	U033	18
D1449640	(-NA/-EU/-AA):DEVELOPER:K	U016	13
D1449660	(-NA/-EU/-AA):DEVELOPER:C	U016	14
D1449670	(-NA/-EU/-AA):DEVELOPER:M	U016	15
D1449680	(-NA/-EU/-AA):DEVELOPER:Y	U016	16
D1912725	CUSHION:SEPARATE	U035	61
D3G11081	HEATER:SERVICE PARTS:ASS'Y	U030_S002_S001	49
		U030_S003_S001	49
D4344265	TIMING BELT:40S3M237	U028	23
D5780008	(-TWN/-AA):ARDF:LHOTSE-D:EXP	U006	29
D5786062	(-NA/-AA):DECAL::ORIGINAL:MANY LANGUAGES	U036	17
D5802523	DECAL:PAPER SET DIRECTION:TRAY:NO.2	U008	37
		U009	34

Number	Part Name	Group	ID
D5802870	GRIP:PAPER TRAY	U008_S001	38
		U009_S001	35
D5802900	PAPER TRAY:NO.2:ASS'Y	U009_S001	36
D5802946	COVER:PAPER TRAY:NO.2	U009_S001	37
D6457901	(-NA/-EU/-AA):SHEET:EULA:20LANGUAGES	U036	18
D6457902	(-NA/-EU/-AA):SEAL:CAUTION:20LANGUAGES	U036	19
G0201332	HINGE - FRONT COVER	U001	46
G0219350	Loop-back Connecto Parallel	Special Tools	10
G0602652	BUSHING - M4	U024_S001	212
G0602932	PICK-UP ARM - MANUAL FEED	U024_S001	213
G0604435	BUSHING - M4	U024_S001	214
G0652767	LEVER - FEED	U010_S001	45
		U011_S001	44
G0652774	PRESSURE LEVER	U010_S001	46
		U011_S001	45
G0652775	LINK LEVER	U010_S001	47
		U011_S001	46
G0652776	RELEASE LEVER	U010_S001	48
		U011_S001	47
G1331295	OZONE FILTER	U002	53
G1336537	MAGNET CATCH	U001	47
G1786062	PCB:PC4200:RAWCARD-C:512MB	U033	19
G1786072	PCB:PC4200:RAWCARD-A:1GB	U033	20
G4042810	SPRING PLATE - 2ND MIRROR	U005_S002	35
G5701133	TIMING PULLEY 73	U005	36
G5701225	SENSOR SHIELDING PLATE	U006	28
G5702730	SLIDER - SCANNER	U005_S001	37
GA003030	DECAL - SHIELDING PLATE Y	U002	54
		U016_S004	17
GA003031	DECAL - SHIELDING PLATE M	U002	55
		U016_S003	18
GA003032	DECAL - SHIELDING PLATE C	U002	56
		U016_S002	19
GA003033	DECAL - SHIELDING PLATE K	U002	57
GA003268	DECAL:PDF:I-GRAY:ABS	U001	48
GA132007	SPACER:GEAR:PHOTOCONDUCT	U022	42


Exclusive Parts

Number	Part Name	Group	ID
	OR:NO.1		
GX640031	FAN MOTOR:DC:2.64W	U034	38
H5115007	(-NA/-TWN/-AA):STAMP	U036	21
M0261778	GUIDE:FFC	U005_S002	38
M0261815	CLAMP:MIRROR:NO.1	U005_S001	39
M0265194	PCB:SDB	U032	5
M1251231	INNER COVER:LEFT	U002	58
M1252664	(-TWN/-CHN/-AA):COVER:MANUAL FEED:ENTRANCE	U024_S001	184
M1252877	DECAL:SIZE INDICATION:PAPER T RAY	U036	22
M1255830	BRACKET:HANDLE:MAIN SWITCH: PEEN	U030	47
M1324486	TRAY:EXIT	U002	59
M4445201	HDD:320GB:AQUARIUS	U033	15

Standard Parts



008025317
BINDING HEAD TAPPING SC
REW:ES:3X8



03125040N
SCREW - M2.5X4




03130030N
PAN HEAD SCREW:M3X3



03140120N
SCREW - M4X12



03530040N
SCREW - M3X4



03530050N
SCREW-M3X5



03530060N
BIND SCREW - M3X6



03530080N
SCREW:M3X8



03530250N
SCREW:M3X25



03603006N
SCREW - M3X6




03603008N
SCREW:M3X8



03603016N
SCREW - M3X16



03603020N
SCREW:M3X20



03604010N
SCREW:M4X10



04503008N
TAPPING SCREW - M3X8



04503010N
TAPPING SCREW - M3X10




04503012N
TAPPING SCREW:3X12



04504008N
TAPPING SCREW - M4X8



04513006N
TAPPING SCREW - 3X6



04513008N
TAPPING SCREW - M3X8



04513010N
TAPPING SCREW:3X10



04513012N
TAPPING SCREW:3X12



04533006N
TAPPING SCREW - M3X6



04533008N
BINDING SELF TAPPING SC
REW:3X8



04543005Q
TAPPING SCREW::3X5



04543006Q
TAPPING SCREW - M3X6



04543008Q
TAPPING SCREW:3X8




04543020Q
TAPPING SCREW::3X20

Standard Parts



04563008N
TAPPING SCREW - M3X8



04563010N
TAPPING SCREW - M3X10



04573008N
TAPPING SCREW - M3X8



04593010N
BINDING HEAD TAPPING SC
REW:3X10



06320120G
PARALLEL PIN - 2X12



07010040N
WASHER:DIA4



07200030E
RETAINING RING - M3



07200040E
RETAINING RING - M4



07200060E
RETAINING RING - M6




07200080E
RETAINING RING - M8



07403506
BALL BEARING:DIA6XDIA12X
4




07403808
BALL BEARING:DIA8XDIA16X
5



08010231
HEXAGONAL HEAD BOLT W/
WASHER:M3X6



08025299
TAPPING SCREW - M3X8



08025308
TAPPING SCRER:FAN



08025318
BINDING HEAD TAPPING SC
REW:ES:3X10



08046123
HEXAGONAL BOLT:W/WASH
ER:M3X8




08050088
RETAINING RING - M6



08050089
RETAINING RING - M4



08050092
RETAINING RING - 3M



09543006N
SCREW - M3X6




09544008N
SCREW - M4X8



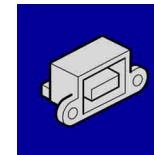
09573008N
SCREW:SMALL ROUND/SPRI
NG:M3X8



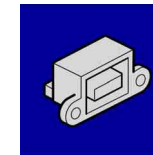
09574008N
SCREW:SMALL ROUND/SPRI
NG:M4X8




11026253
CONNECTOR



11028501
CONNECTOR:54679-1609



11028502
CONNECTOR - 54679-1615




11028534
CONNECTOR - QR/P17-14S-
B

Standard Parts




11029782
CONNECTOR:51405-1819



11033657
CONNECTOR:55482-1319



11050488
HARNESS CLAMP



11050489
HARNESS CLAMP - LWS 131
6



11050490
HARNESS CLAMP - IWS-2218
1



11050508
HARNESS CLAMP - LWS-071
1



11050511
HARNESS CLAMP - LWS-030
6ZC



11050516
CLAMP




11050529
NYLON CLAMP:EMT-3N



11050551
CLAMP:LES-0505



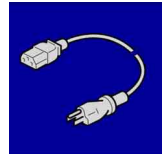
11050683
CLAMP:LWSR-0511S




11050692
CLAMP:LES-0503



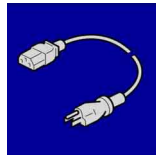
11050723
CLAMPS:WES-0507



11500377
(-EU/-AA):POWER SUPPLY C
ODE:250V:10A



11500409
(-TWN):POWER SUPPLY CO
DE:125V:15A



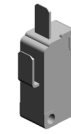
11500438
(-NA):POWER SUPPLY CODE
:AC125V:15A



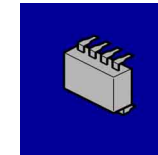
11500456
(-CHN):POWER SUPPLY COD
E:250V:10A




12042877
SWITCH:RS51-AJAH



12042912
MICRO SWITCH:D3V-16-3C2
5(10E)



14077667
EEPROM:BR24T128-W



16071859
FERRITE CORE:E04SR24133
6A

PM Part List

Number	Part Name	Num	Group	ID
B2231276	FILTER:RIGHT REAR	1	U002	8
D0291278	OZONE FILTER:NO.2	2	U002	15
D0896509	COLLECTION BOTTLE:ASS'Y	1	U019	1
D1424039	(-TWN):SLEEVE:FUSING:TW N:ACCESSORY	1	U021_S005	44
D1424272	(-NA):SLEEVE:FUSING:ACCE SSORY	1	U021_S001	80
D1424273	(-EU):SLEEVE:FUSING:ACCE SSORY	1	U021_S002	43
D1441356	BRACKET:FILTER:FRONT RI GHT:ASS'Y	1	U034	30
D1443002	DEVELOPMENT UNIT:M:ASS' Y	1	U016_S003	10
D1443003	DEVELOPMENT UNIT:C:ASS' Y	1	U016_S002	11
D1443004	DEVELOPMENT UNIT:Y:ASS' Y	1	U016_S004	12
D1443221	PUMP UNIT:BK:ASS'Y	1	U015	5
D1443222	PUMP UNIT:Y:ASS'Y	1	U015	6
D1443223	PUMP UNIT:C:ASS'Y	1	U015	7
D1443224	PUMP UNIT:M:ASS'Y	1	U015	8
D1444057	PRESSURE ROLLER:ASS'Y	5	U021_S001_S001	46
			U021_S002_S001	46
			U021_S003_S001	46
			U021_S004_S001	46
			U021_S005_S001	46
D1449640	(-NA/-EU/-AA):DEVELOPER:K	3	U016	13
D1449660	(-NA/-EU/-AA):DEVELOPER:C	3	U016	14
D1449670	(-NA/-EU/-AA):DEVELOPER: M	3	U016	15
D1449680	(-NA/-EU/-AA):DEVELOPER:Y	3	U016	16
G1331295	OZONE FILTER	1	U002	53

Design Change List

Number	Title	Set	Old Part		New Part		Index No.		Q'ty	Interchg		Reason	Cut-in S/N
			P/N	Name	P/N	Name	Group	ID		Indiv.	Set		
201904-01	1904 Modification	-	AA161163	CUSHION	D1912725	CUSHION:SEPARATE	U035	61	2	O/O			
201901-01	1901 Modification	-			D3G11081	HEATER:SERVICE PARTS:ASS'Y	U030_S002	49	1	X/O		Old part number AX400193,Int X/O	
							U030_S003_S001	49	1				
201901-02	1901 Modification	-	AX400193	HEATER:120V:9W			U030_S003_S001	21	1	X/O		New part number D3G11081,Int X/O	
			AX400193	HEATER:120V:9W			U030_S002_S001	21	1				
201809-01	1809 Modification	-	AW100138	THERMOPILE	AW100183	THERMOPILE	U022	45	2	O/O			
201803-01	1803 Modification	-	D1424535	DUPLEX UNIT:ASS'Y	D1424536	DUPLEX UNIT:ASS'Y	U024_S001	223	1	X/O			
201709-01	1709 Modification	-			D1446109	LEVER:RIGHT:INTERMEDIATE TRANSFER	U017_S001	3	1				
201705-01	1705 Modification	-	AW100145	TEMPERATURE SENSOR:NC-F10:MIDDLE	AW100185	TEMPERATURE SENSOR:NC-FP:MIDDLE	U021_S001	28	1	O/O			
							U021_S002	28	1				
							U021_S003	28	1				
							U021_S004	28	1				
							U021_S005	28	1				
201705-02	1705 Modification	-	AW100146	TEMPERATURE SENSOR:NC-F10:REAR	AW100186	TEMPERATURE SENSOR:NC-FP:REAR	U021_S001	29	1	O/O			
							U021_S002	29	1				
							U021_S003	29	1				
							U021_S004	29	1				
							U021_S005	29	1				
201702-01	1702 Modification	-	D1445795	SD-CARD:PDF/M_CALYPSO:ASS'Y	D1445725	SD-CARD:PDF/M_CALYPSO:ASS'Y	U033	16	1	X/O			
201612-01	1612 Modification	-	D1424005	(C3002-TWN):FU	D1424254	(C3002-TWN):FU	U021_S005	81	1	O/O			

Design Change List

Number	Title	Set	Old Part		New Part		Index No.		Q'ty	Interchg		Reason	Cut-in S/N
			P/N	Name	P/N	Name	Group	ID		Indiv.	Set		
		-		SING UNIT:TWN: MAINTENANCE:ASS'Y		SING UNIT:MAIN TENANCE:ASS'Y							
201612-02	1612 Modification	-	D1447200	(RF):PROCESSE S AROUND PHO TOCONDUCTOR: BK:SERVICE PA RTS			U016	20	1				
201612-03	1612 Modification	-	D1419640	(RF):-NA/-EU/-AA): DEVEROPPER			U036	23	3				
201612-04	1612 Modification	-	D1447203	(RF):DEVELOPM ENT UNIT:BK:AS S'Y			U016	21	1				
201609-01	1609 Modification	-	D0294488	TENSION SPRIN G:GUIDE PLATE: RIGHT	D1294489	TENSION SPRIN G:GUIDE PLATE: RIGHT	U024_S001	158	2	X/O			
201608-01	1608 Modification	-	D1424032	(-NA):SLEEVE:FU SING:ACCESSO RY	D1424272	(-NA):SLEEVE:FU SING:ACCESSO RY	U021_S001	80	1	O/O			
201608-02	1608 Modification	-			D1447200	(RF):PROCESSE S AROUND PHO TOCONDUCTOR: BK:SERVICE PA RTS	U016	20	1				
201608-03	1608 Modification	-			D1447203	(RF):DEVELOPM ENT UNIT:BK:AS S'Y	U016	21	1				
201607-01	1607 Modification	-	D1424003	(-NA):FUSING UN IT:NA:MAINTENA NCE:ASS'Y	D1424252	(-NA):FUSING UN IT:MAINTENANC E:ASS'Y	U021_S001	79	1	O/O			

Design Change List

Number	Title	Set	Old Part		New Part		Index No.		Q'ty	Interchg		Reason	Cut-in S/N
			P/N	Name	P/N	Name	Group	ID		Indiv.	Set		
201606-01	1606 Modification	-	D1424046	(-AA/-CHN):SLEEVE:FUSING:ACCESSORY	D1424273	(-EU):SLEEVE:FUSING:ACCESSORY	U021_S002	43	1	X/O			
201605-01	1605 Modification	-			D0094528	STAY:SIDE PLATE:LOWER	U024_S001	222	1				
201602-01	1602 Modification	-	D0295811	RACK:APPLICATION:FRONT:RIGHT	D0295816	RACK:APPLICATION:FRONT:RIGHT	U031	16	1	X/O			
201602-02	1602 Modification	-	D0295819	RACK:APPLICATION:FRONT:ASS'Y	D0295814	RACK:APPLICATION:FRONT:ASS'Y	U031	17	1	X/O			
201602-03	1602 Modification	-			D0292586	GUIDE:REGISTRATION:EXIT	U035	60	1				
201509-01	1509 Modification	-	D1425710	(C3502):PCB:D142:SERVICE:ASS'Y:(for D142)	D1425712	(C3502):PCB:EXP:SERVICE:ASS'Y:(for D142)	U033	14	1	X/O			
201509-02	1509 Modification	-	D1115710	(C3002):PCB:D111:SERVICE:ASS'Y:(for D111)	D1115711	(C3002):PCB:EXP:SERVICE:ASS'Y:(for D111)	U033	13	1	X/O			
201509-03	1509 Modification	-			D1444117	POSITIONING PLATE:FUSING UNIT:FRONT	U021_S001	77	1				
							U021_S002	77	1				
							U021_S003	77	1				
							U021_S004	77	1				
							U021_S005	77	1				
201509-04	1509 Modification	-			D1444125	POSITIONING PLATE:FUSING UNIT:REAR	U021_S001	78	1				
							U021_S002	78	1				
							U021_S003	78	1				
							U021_S004	78	1				
							U021_S005	78	1				
201509-05	1509 Modification	-	D1291507	KEYTOP:POWER	D1291539	KEYTOP:POWER	U003_S002	24	1	X/O			

Design Change List

Number	Title	Set	Old Part		New Part		Index No.		Q'ty	Interchg		Reason	Cut-in S/N
			P/N	Name	P/N	Name	Group	ID		Indiv.	Set		
		-		SOURCE		SOURCE							
			D1291507	KEYTOP:POWER SOURCE	D1291539	KEYTOP:POWER SOURCE	U003_S003	24	1	X/O			
			D1291507	KEYTOP:POWER SOURCE	D1291539	KEYTOP:POWER SOURCE	U003_S004	24	1	X/O			
			D1291507	KEYTOP:POWER SOURCE	D1291539	KEYTOP:POWER SOURCE	U003_S005	24	1	X/O			
			D1291507	KEYTOP:POWER SOURCE	D1291539	KEYTOP:POWER SOURCE	U003_S001	24	1	X/O			
201504-01	1504 Modification	-	D1425765	HDD:TOSHIBA:250GB	M4445201	HDD:320GB:AQUARIUS	U033	15	1	O/O			
201504-02	1504 Modification	-	D1424012	(-TWN):FUSING UNIT:MAINTENANCE:ASS'Y	D1424005	(C3002-TWN):FUSING UNIT:TWN:MAINTENANCE:ASS'Y	U021	41	1	X/O			
201503-01	1503 Modification	-	D1444236	HARNESS:FUSING UNIT:100V	D1444149	(NA/TWN):HARNESS:FUSING UNIT:100V/120V	E2(1/2)		1	X/O			
201501-01	1501 Modification	-	D1424010	(-NA):FUSING UNIT:MAINTENANCE:ASS'Y	D1424003	(-NA):FUSING UNIT:NA:MAINTENANCE:ASS'Y	U021	39	1	X/O			
201501-02	1501 Modification	-	D1424011	(-EU/-AA/-CHN):FUSING UNIT:MAINTENANCE:ASS'Y	D1424004	(-EU/-AA/-CHN):FUSING UNIT:EU:MAINTENANCE:ASS'Y	U021_S004	40	1	X/O			
			D1424011	(-EU/-AA/-CHN):FUSING UNIT:MAINTENANCE:ASS'Y	D1424004	(-EU/-AA/-CHN):FUSING UNIT:EU:MAINTENANCE:ASS'Y	U021_S003	40	1	X/O			
			D1424011	(-EU/-AA/-CHN):FUSING UNIT:MAINTENANCE:ASS'Y	D1424004	(-EU/-AA/-CHN):FUSING UNIT:EU:MAINTENANCE:ASS'Y	U021_S002	40	1	X/O			

Design Change List

Number	Title	Set	Old Part		New Part		Index No.		Q'ty	Interchg		Reason	Cut-in S/N
			P/N	Name	P/N	Name	Group	ID		Indiv.	Set		
		-		USING UNIT:MAINTENANCE:ASS'Y		USING UNIT:EU:MAINTENANCE:ASS'Y							
201501-03	1501 Modification	-	D1424047	(-TWN):SLEEVE:FUSING:ACCESSORY	D1424039	(-TWN):SLEEVE:FUSING:TWN:ACCESSORY	U021_S005	44	1	X/O			
201410-01	1410 Modification	-			M1252664	(-TWN/-CHN/-AA):COVER:MANUAL FEED:ENTRANCE	U024_S001	184	1	O/O			
					M1252664	(-TWN/-CHN/-AA):COVER:MANUAL FEED:ENTRANCE	U024_S001	184	1	O/O			
					M1252664	(-TWN/-CHN/-AA):COVER:MANUAL FEED:ENTRANCE	U024_S001	184	1	O/O			
201410-02	1410 Modification	-			D1292664	(-NA/-EU):COVER:MANUAL FEED:ENTRANCE	U024_S001	184	1				
201309-01	1309 Modification	-			D5780008	(-TWN/-AA):ARDF:LHOTSE-D:EXP	U006	29	1				
					D5780008	(-TWN/-AA):ARDF:LHOTSE-D:EXP	U006	29	1				
201211-04	1211 Modification	C			D0894663	GUIDE PLATE:TRANSFER UNIT:HOLDER				X/O			
		A	D0894663	GUIDE PLATE:TRANSFER UNIT:H	D0894664	GUIDE PLATE:TRANSFER UNIT:H	U024_S001_S001	174	1	X/X	X/O		

Design Change List

Number	Title	Set	Old Part		New Part		Index No.		Q'ty	Interchg		Reason	Cut-in S/N
			P/N	Name	P/N	Name	Group	ID		Indiv.	Set		
				OLDER		OLDER	U024_S001_S002	174	1				
							U024_S001_S003	174	1				
							U024_S001_S004	174	1				
201211-05	1211 Modification	C			D1446286	CASE:TRANSFER ROLLER				X/O			
		A	D1446286	CASE:TRANSFER ROLLER	D1446274	CASE:TRANSFER ROLLER:C3	U024_S001_S001_1	208	1	X/X	X/O		
							U024_S001_S002_1	208	1				
							U024_S001_S003_1	208	1				
							U024_S001_S004_1	208	1				
201510-01	1510 Modification	-			D1445886	BRACKET:HDD	U033	21	1				
201511-01	1511 Modification	-	GZ000005	(-CHN):POWER CORD - 230V	11500456	(-CHN):POWER SUPPLY CODE:250V:10A	U036	20	1	O/O			

