

PARTS CATALOG

**iR5055/5055N/5065/5065N/
5075/5075N**

Canon

Jul 5 2012

PREFACE

This Parts Catalog contains listings of parts used

Diagrams are provided with the listings to aid the service technician in identifying clearly, the item to be ordered.

Whenever ordering parts, consult this Parts Catalog for all of the information pertaining to each item. Be sure to include, in the Parts Request, the full item description, the item part number, and the quantity.

COPYRIGHT (C) 1999 CANON INC.

Use of this manual should be strictly supervised to avoid disclosure of confidential information.

Contents

NUMERICAL INDEX

iR5055/5055N/5065/5065N/5075/5075N(Numerical Index) 1-1

iR5055/5055N/5065/5065N/5075/5075N(Parts Catalog)

A	ASSEMBLY LOCATION DIAGRAM	2-1
001	ACCESSORIES	2-8
100	EXTERNAL COVERS, PANELS, ETC.(100V)	2-11
100A	EXTERNAL COVERS, PANELS, ETC.(120V/230V)	2-15
101	MACHINE FRONT PLATE	2-19
102	INTERNAL COMPONENTS 1	2-22
103	INTERNAL COMPONENTS 2	2-24
104	INTERNAL COMPONENTS 3	2-26
105	MACHINE REAR PLATE 1	2-29
106	MACHINE REAR PLATE 2	2-32
107	MACHINE BOTTOM PLATE	2-35
130	CONTROL PANEL ASSEMBLY	2-37
140	POWER CORD TERMINAL ASSEMBLY	2-40
190	MACHINE EXHAUST FAN ASSEMBLY	2-42
191	PRIMARY FAN DUCT ASSEMBLY	2-44
192	PAPER FEEDER FAN DUCT ASSEMBLY	2-45
194	SCANNER COOLING FAN ASSEMBLY	2-46
215	SCANNER MOUNT ASSEMBLY	2-47
230	VERTICAL PATH DRIVE ASSEMBLY	2-49
231	VERTICAL PATH DUPLEXING FEED DRIVE ASSEMBLY	2-50
232	LIFTER DRIVE ASSEMBLY	2-52
250	MAIN DRIVE ASSEMBLY	2-54
260	PRE-REGIST DRIVE ASSEMBLY	2-56
261	CASSETTE PICK-UP DRIVE ASSEMBLY	2-58
263	LEFT PICK-UP DRIVE ASSEMBLY	2-59
265	DUPLEXING FEED DRIVE ASSEMBLY	2-60
275	SUB HOPPER DRIVE ASSEMBLY	2-62
276	BOTTLE DRIVE ASSEMBLY	2-64
280	WASTE TONER ASSEMBLY	2-65
281	MAIN MOTOR DRIVE ASSEMBLY	2-67
300	CASSETTE	2-69
302	RIGHT PAPER STOCK ASSEMBLY	2-72
303	LEFT PAPER STOCK ASSEMBLY	2-75
305	CASSETTE HEATER ASSEMBLY(100V/230V CN)	2-78
310	CASSETTE PICK-UP ASSEMBLY	2-79

Contents

312	DECK RIGHT PICK-UP ASSEMBLY	2-83
313	DECK LEFT PICK-UP ASSEMBLY	2-87
315	MULTI FEED ASSEMBLY	2-90
316	MULTI FEEDER TRAY ASSEMBLY	2-94
320	FIXING/FEEDER FRAME ASSEMBLY	2-96
325	REGISTRATION/TRANSFER ASSEMBLY	2-105
330	FEEDER ASSEMBLY	2-108
350	INTERNAL DELIVERY UPPER ASSEMBLY	2-110
351	EXTERNAL DELIVERY UPPER ASSEMBLY	2-112
360	DUPLEXING FEEDER ASSEMBLY	2-114
400	READER/ADF ASSEMBLY	2-121
410	READER FRAME ASSEMBLY	2-124
420	MIRROR ASSEMBLY 1	2-128
430	MIRROR ASSEMBLY 2	2-130
460	LASER SCANNER ASSEMBLY	2-132
510	PHOTO-SENSITIVE DRUM ASSEMBLY	2-133
550	PRIMARY CORONA ASSEMBLY	2-135
570	PRE-TRANSFER CORONA ASSEMBLY	2-137
580	TRANSFER/SEPARATE CORONA ASSEMBLY	2-139
620	HOPPER ASSEMBLY	2-142
640	DEVELOPING ASSEMBLY	2-145
710	AP KIT ASSEMBLY	2-147
720	SEPARATION CLAW DRIVE ASSEMBLY	2-152
810	FIXING ASSEMBLY	2-154
900	CONTROLLER BOX ASSEMBLY	2-158
925	CONTROL PANEL INVERTER PCB ASSEMBLY	2-160
930	DC CONTROLLER PCB ASSEMBLY	2-161
931	AC DRIVER PCB ASSEMBLY	2-162
933	ANTI-RUSH CURRENT PCB ASSEMBLY	2-163
934	ADF CONTROLLER PCB ASSEMBLY	2-164
935	READER CONTROLLER PCB ASSEMBLY	2-165
940	IH POWER/POTENTIAL SENSOR PCB ASSEMBLY	2-166
941	FIXING HEATER PS PCB ASSEMBLY	2-168
942	MEMORY PCB ASSEMBLY	2-169
943	INTERFACE PCB ASSEMBLY	2-170
950	IMAGE CONVERSION PCB ASSEMBLY	2-171
960	MOTOR DRIVER PCB ASSEMBLY	2-173
980	H.V. TRANSFORMER PCB ASSEMBLY(ir5055/5055N/5065/ 5065N)	2-174
981	DC H.V. TRANSFORMER PCB ASSEMBLY(ir5075/5075N) 2-175	
982	AC H.V. TRANSFORMER PCB ASSEMBLY(ir5075/5075N) 2-176	
A10	ADF ASSEMBLY	2-177
A11	DOCUMENT TRAY ASSEMBLY	2-181
A12	OPEN/CLOSE PANEL ASSEMBLY	2-183
A40	ADF PAPER FEEDER ASSEMBLY	2-185

Contents

ZZA	MECHANICAL STANDARD PARTS (HOW TO USE)	2-196
ZZB	MECHANICAL STANDARD PARTS (SCREWS)	2-197
ZZC	MECHANICAL STANDARD PARTS (BOLTS)	2-204
ZZD	MECHANICAL STANDARD PARTS (NUTS)	2-205
ZZE	MECHANICAL STANDARD PARTS (WASHERS)	2-206
ZZF	MECHANICAL STANDARD PARTS (RETAINING RINGS)	2-209
ZZG	MECHANICAL STANDARD PARTS (PINS)	2-212
ZZH	MECHANICAL STANDARD PARTS (SPACERS)	2-213

NUMERICAL INDEX

IR5055/5055N/5065/5065N/5075/5075N(Numerical Index)

PARTS NUMBER	FIGURE & KEY NO.	PARTS NUMBER	FIGURE & KEY NO.	PARTS NUMBER	FIGURE & KEY NO.
87-2584-020	580 - 1	FA9-3691-020	312 - 1	FB2-6895-030	710 - 15
97-5527-000	550 - 1	FA9-3784-020	100 - 46	FB2-6897-000	710 - 70
FA2-1498-000	580 - 2	FA9-3784-020	100A - 46	FB2-6898-000	710 - 16
FA2-6923-000	325 - 1	FA9-3827-000	310 - 65	FB2-6899-000	710 - 17
FA2-8884-000	550 - 2	FA9-3829-000	320 - 153	FB2-6912-000	550 - 7
FA2-9037-000	320 - 3	FA9-3830-000	101 - 21	FB2-6913-020	710 - 18
FA3-2127-000	570 - 2	FA9-3831-000	101 - 22	FB2-6914-000	710 - 19
FA3-2434-080	710 - 1	FA9-3832-000	105 - 39	FB2-6918-000	710 - 21
FA3-2471-000	720 - 1	FA9-3833-000	105 - 21	FB2-6919-000	710 - 22
FA3-2473-000	720 - 18	FA9-3846-000	310 - 12	FB2-6920-000	710 - 23
FA3-2474-000	720 - 2	FA9-3846-000	312 - 2	FB2-6921-040	940 - 2
FA3-2475-000	720 - 3	FA9-3847-000	190 - 7	FB2-6930-000	570 - 15
FA3-2476-000	720 - 4	FA9-3858-000	100 - 20	FB2-6934-030	640 - 3
FA3-2477-000	720 - 5	FA9-3858-000	100A - 20	FB2-6935-000	640 - 4
FA3-2478-000	720 - 6	FA9-3860-000	810 - 3	FB2-6936-000	640 - 5
FA3-2565-000	570 - 22	FA9-3870-000	620 - 29	FB2-6939-020	640 - 6
FA3-2764-020	350 - 1	FA9-3943-000	720 - 9	FB2-6943-000	640 - 7
FA3-4725-020	101 - 37	FA9-3961-000	280 - 11	FB2-6952-020	640 - 9
FA3-8004-000	570 - 23	FA9-3995-000	710 - 76	FB2-6954-030	105 - 25
FA4-1819-000	710 - 2	FA9-4009-000	101 - 23	FB2-6956-020	102 - 21
FA4-1864-000	570 - 5	FA9-4022-000	300 - 43	FB2-6957-000	102 - 22
FA4-1867-030	570 - 6	FA9-4026-000	103 - 26	FB2-7051-070	320 - 5
FA4-2035-000	710 - 3	FB1-6833-000	810 - 2	FB2-7055-040	320 - 6
FA4-2037-000	710 - 4	FB1-8581-000	315 - 3	FB2-7056-030	320 - 7
FA5-1876-000	580 - 32	FB1-8584-000	315 - 29	FB2-7066-000	320 - 8
FA5-2924-020	104 - 1	FB1-8619-000	316 - 2	FB2-7082-020	580 - 36
FA6-3071-020	810 - 5	FB1-8621-000	316 - 1	FB2-7083-030	580 - 6
FA6-6457-000	310 - 2	FB1-8625-000	316 - 3	FB2-7088-000	580 - 7
FA6-6804-020	570 - 7	FB1-8735-000	105 - 1	FB2-7089-020	580 - 8
FA6-7939-000	281 - 2	FB1-8737-000	105 - 2	FB2-7090-010	580 - 9
FA6-7939-000	360 - 4	FB1-8776-000	810 - 41	FB2-7092-000	580 - 10
FA6-8304-000	281 - 3	FB2-3000-000	710 - 5	FB2-7093-020	580 - 11
FA6-9988-020	302 - 6	FB2-6310-000	103 - 25	FB2-7095-000	580 - 12
FA6-9988-020	303 - 6	FB2-6793-000	105 - 36	FB2-7096-000	580 - 13
FA9-2112-000	231 - 4	FB2-6840-000	570 - 9	FB2-7104-000	325 - 9
FA9-2112-000	250 - 2	FB2-6842-000	570 - 10	FB2-7105-000	325 - 10
FA9-2112-000	260 - 1	FB2-6843-000	570 - 11	FB2-7106-000	325 - 11
FA9-2112-000	261 - 1	FB2-6844-020	570 - 12	FB2-7108-000	580 - 14
FA9-2112-000	263 - 1	FB2-6847-000	570 - 13	FB2-7111-000	580 - 15
FA9-2112-000	265 - 1	FB2-6849-030	550 - 3	FB2-7112-020	580 - 16
FA9-2112-000	302 - 8	FB2-6850-000	550 - 4	FB2-7155-000	320 - 78
FA9-2112-000	303 - 8	FB2-6850-000	580 - 4	FB2-7163-000	350 - 3
FA9-2112-000	310 - 3	FB2-6857-000	550 - 5	FB2-7169-000	350 - 5
FA9-2112-000	312 - 2	FB2-6859-030	550 - 6	FB2-7180-020	351 - 9
FA9-2112-000	313 - 1	FB2-6863-030	710 - 6	FB2-7219-030	810 - 46
FA9-2112-000	315 - 2	FB2-6867-020	710 - 7	FB2-7221-000	810 - 42
FA9-2112-000	360 - 5	FB2-6872-000	710 - 8	FB2-7222-020	810 - 1
FA9-2112-000	A40 - 62	FB2-6874-000	710 - 9	FB2-7223-030	810 - 43
FA9-3313-030	300 - 29	FB2-6877-000	710 - 73	FB2-7230-000	810 - 75
FA9-3314-030	300 - 30	FB2-6883-000	710 - 10	FB2-7238-000	810 - 6
FA9-3671-000	312 - 60	FB2-6889-000	710 - 12	FB2-7242-020	320 - 88
FA9-3674-000	300 - 4	FB2-6890-000	710 - 13	FB2-7243-000	320 - 89

NUMERICAL INDEX

iR5055/5055N/5065/5065N/5075/5075N(Numerical Index)

PARTS NUMBER	FIGURE & KEY NO.	PARTS NUMBER	FIGURE & KEY NO.	PARTS NUMBER	FIGURE & KEY NO.
FB2-7249-000	320 - 69	FB2-7851-000	250 - 6	FB2-8512-000	312 - 6
FB2-7250-020	320 - 70	FB2-7866-000	101 - 38	FB2-8512-000	313 - 15
FB2-7260-020	810 - 45	FB2-7867-030	101 - 12	FB2-9248-000	232 - 2
FB2-7432-000	360 - 6	FB2-7968-000	580 - 17	FB2-2836-000	316 - 9
FB2-7540-000	315 - 4	FB2-7981-000	280 - 4	FB3-2994-000	360 - 41
FB2-7559-030	101 - 1	FB2-8010-000	102 - 1	FB3-8333-000	310 - 30
FB2-7560-030	101 - 2	FB2-8094-020	105 - 40	FB3-8348-020	570 - 16
FB2-7592-000	312 - 3	FB2-8098-000	101 - 24	FB3-8349-000	580 - 20
FB2-7593-000	310 - 4	FB2-8099-000	105 - 41	FB3-8374-000	360 - 9
FB2-7593-000	312 - 4	FB2-8118-020	620 - 13	FB3-8382-000	320 - 24
FB2-7603-040	312 - 8	FB2-8119-000	620 - 14	FB3-8383-020	320 - 14
FB2-7605-000	310 - 8	FB2-8120-000	620 - 15	FB3-8389-020	320 - 15
FB2-7605-000	312 - 9	FB2-8122-000	620 - 16	FB3-8398-020	320 - 62
FB2-7606-000	310 - 9	FB2-8132-030	102 - 18	FB3-8401-000	320 - 55
FB2-7606-000	312 - 10	FB2-8182-000	710 - 78	FB3-8402-000	320 - 56
FB2-7611-000	310 - 10	FB2-8185-000	510 - 7	FB3-8403-020	320 - 57
FB2-7613-050	310 - 11	FB2-8187-000	510 - 9	FB3-8404-030	320 - 50
FB2-7614-000	312 - 11	FB2-8190-000	510 - 10	FB3-8405-030	320 - 49
FB2-7623-020	313 - 2	FB2-8192-000	320 - 19	FB3-8406-020	320 - 52
FB2-7624-020	310 - 16	FB2-8196-020	320 - 20	FB3-8414-000	350 - 14
FB2-7624-020	312 - 14	FB2-8198-020	320 - 22	FB3-8416-000	810 - 54
FB2-7624-020	313 - 3	FB2-8203-040	320 - 148	FB3-8419-000	320 - 162
FB2-7631-030	310 - 18	FB2-8204-000	320 - 21	FB3-8457-020	320 - 117
FB2-7632-000	310 - 45	FB2-8208-050	320 - 32	FB3-8542-000	640 - 12
FB2-7632-000	312 - 70	FB2-8213-000	320 - 29	FB3-8564-030	325 - 17
FB2-7633-020	310 - 19	FB2-8214-000	320 - 81	FB3-8566-000	320 - 38
FB2-7633-020	312 - 18	FB2-8216-030	320 - 34	FB3-8569-020	320 - 37
FB2-7642-000	310 - 20	FB2-8217-020	320 - 33	FB3-8585-030	325 - 18
FB2-7642-000	312 - 23	FB2-8266-020	310 - 27	FB3-8586-010	580 - 37
FB2-7706-020	313 - 5	FB2-8266-020	312 - 30	FB3-8587-010	580 - 21
FB2-7715-020	313 - 6	FB2-8272-000	105 - 28	FB3-8617-000	710 - 31
FB2-7716-020	313 - 7	FB2-8299-000	720 - 10	FB3-8659-000	325 - 37
FB2-7717-030	313 - 8	FB2-8302-000	710 - 25	FB3-8796-000	231 - 5
FB2-7718-030	313 - 9	FB2-8306-000	325 - 14	FB3-9305-020	300 - 5
FB2-7721-020	313 - 11	FB2-8321-000	710 - 79	FB3-9308-000	300 - 20
FB2-7722-000	313 - 12	FB2-8331-000	510 - 11	FB3-9313-020	300 - 6
FB2-7723-000	313 - 13	FB2-8333-000	320 - 108	FB3-9315-020	300 - 7
FB2-7740-020	302 - 30	FB2-8334-000	320 - 25	FB3-9316-000	300 - 50
FB2-7740-020	303 - 30	FB2-8335-000	710 - 26	FB3-9319-000	300 - 8
FB2-7750-000	100 - 29	FB2-8342-000	640 - 10	FB3-9320-020	300 - 9
FB2-7750-000	100A - 29	FB2-8344-000	105 - 34	FB3-9321-000	300 - 18
FB2-7754-030	100 - 17	FB2-8345-000	101 - 13	FB3-9322-020	300 - 31
FB2-7754-030	100A - 17	FB2-8376-000	320 - 82	FB3-9323-020	300 - 32
FB2-7754-030	315 - 5	FB2-8410-000	310 - 1	FB3-9326-020	300 - 10
FB2-7754-030	360 - 7	FB2-8410-000	312 - 5	FB3-9345-020	104 - 36
FB2-7755-000	100 - 39	FB2-8436-000	310 - 28	FB3-9356-000	300 - 45
FB2-7755-000	100A - 39	FB2-8437-000	640 - 11	FB3-9359-020	104 - 34
FB2-7755-000	315 - 6	FB2-8465-000	302 - 10	FB3-9362-020	105 - 8
FB2-7755-000	360 - 8	FB2-8465-000	303 - 10	FB3-9363-000	105 - 9
FB2-7758-000	303 - 21	FB2-8469-000	580 - 19	FB3-9364-000	105 - 3
FB2-7816-000	260 - 2	FB2-8509-020	710 - 29	FB3-9784-000	103 - 19
FB2-7841-000	281 - 4	FB2-8512-000	310 - 29	FB4-0638-020	580 - 22

NUMERICAL INDEX

iR5055/5055N/5065/5065N/5075/5075N(Numerical Index)

PARTS NUMBER	FIGURE & KEY NO.	PARTS NUMBER	FIGURE & KEY NO.	PARTS NUMBER	FIGURE & KEY NO.
FB4-0644-020	350 - 15	FB5-0553-000	232 - 3	FB5-3343-000	360 - 31
FB4-0684-000	330 - 7	FB5-0873-000	315 - 8	FB5-3345-000	360 - 32
FB4-1200-020	320 - 91	FB5-2063-000	310 - 25	FB5-3346-000	104 - 31
FB4-1201-020	104 - 33	FB5-2063-000	312 - 26	FB5-3351-000	104 - 12
FB4-1202-000	310 - 33	FB5-2063-000	313 - 23	FB5-3365-000	300 - 1
FB4-1340-000	107 - 3	FB5-2841-000	300 - 15	FB5-3365-000	302 - 37
FB4-1355-020	104 - 2	FB5-2907-000	100 - 72	FB5-3365-000	303 - 37
FB4-1421-000	102 - 15	FB5-2907-000	100A - 59	FB5-3379-020	320 - 76
FB4-1494-000	900 - 5	FB5-2908-000	100 - 71	FB5-3389-000	320 - 63
FB4-1797-000	280 - 2	FB5-2908-000	100A - 58	FB5-3392-020	351 - 6
FB4-1964-000	100 - 47	FB5-2910-000	100 - 73	FB5-3393-020	351 - 7
FB4-1964-000	100A - 47	FB5-2910-000	100A - 60	FB5-3394-010	351 - 8
FB4-1969-020	100 - 27	FB5-2913-000	100 - 19	FB5-3396-020	351 - 10
FB4-1969-020	100A - 27	FB5-2913-000	100A - 19	FB5-3397-000	351 - 11
FB4-1971-040	100 - 28	FB5-2916-030	102 - 4	FB5-3399-000	350 - 2
FB4-1971-040	100A - 28	FB5-2920-000	315 - 16	FB5-3400-000	351 - 12
FB4-1978-020	310 - 5	FB5-2926-020	315 - 10	FB5-3408-020	351 - 13
FB4-1980-020	310 - 6	FB5-2927-020	315 - 11	FB5-3409-000	351 - 20
FB4-1982-010	310 - 7	FB5-2928-000	315 - 34	FB5-3420-000	351 - 2
FB4-1994-000	313 - 17	FB5-2935-000	315 - 14	FB5-3423-000	351 - 5
FB4-1996-000	313 - 18	FB5-2940-000	315 - 15	FB5-3432-000	310 - 70
FB4-2004-000	310 - 83	FB5-2944-000	315 - 18	FB5-3432-000	312 - 69
FB4-2004-000	312 - 35	FB5-2945-000	315 - 19	FB5-3436-000	312 - 28
FB4-2007-000	310 - 14	FB5-2946-000	315 - 20	FB5-3439-000	313 - 55
FB4-2007-000	312 - 13	FB5-2951-000	102 - 5	FB5-3440-000	313 - 24
FB4-2007-000	313 - 19	FB5-2955-020	104 - 11	FB5-3442-000	310 - 34
FB4-2007-000	315 - 7	FB5-2957-020	102 - 6	FB5-3450-000	263 - 5
FB4-2010-000	312 - 15	FB5-2989-000	280 - 3	FB5-3476-000	940 - 5
FB4-2012-010	312 - 17	FB5-2990-000	280 - 16	FB5-3481-000	260 - 10
FB4-2014-000	312 - 20	FB5-2992-030	280 - 18	FB5-3573-000	315 - 24
FB4-2016-000	312 - 21	FB5-2993-000	280 - 13	FB5-3595-000	320 - 97
FB4-2019-020	104 - 10	FB5-3005-000	250 - 20	FB5-3605-000	320 - 167
FB4-2020-020	104 - 4	FB5-3018-000	230 - 1	FB5-3614-000	104 - 13
FB4-2023-000	104 - 5	FB5-3023-000	231 - 6	FB5-3625-000	350 - 13
FB4-2024-000	104 - 6	FB5-3023-000	265 - 2	FB5-3657-020	106 - 5
FB4-2131-000	360 - 10	FB5-3087-000	410 - 6	FB5-3670-000	106 - 9
FB4-2155-020	360 - 11	FB5-3301-020	360 - 15	FB5-3678-000	105 - 23
FB4-2159-000	360 - 12	FB5-3302-000	360 - 16	FB5-3746-000	320 - 31
FB4-2161-000	360 - 13	FB5-3303-020	360 - 17	FB5-3747-020	320 - 30
FB4-2506-000	101 - 29	FB5-3304-000	360 - 18	FB5-4562-000	250 - 4
FB4-2623-000	101 - 14	FB5-3307-020	360 - 19	FB5-5518-020	106 - 10
FB4-3285-000	313 - 50	FB5-3312-000	360 - 20	FB5-5521-000	810 - 48
FB4-3687-000	550 - 17	FB5-3313-000	360 - 21	FB5-5530-000	320 - 46
FB4-3687-000	570 - 3	FB5-3320-000	360 - 96	FB5-5599-000	300 - 19
FB4-3687-000	580 - 31	FB5-3321-000	360 - 24	FB5-5613-000	313 - 26
FB4-3700-000	310 - 17	FB5-3322-020	360 - 25	FB5-5614-000	313 - 27
FB4-5335-000	104 - 9	FB5-3324-000	360 - 26	FB5-5615-000	313 - 28
FB4-6214-030	310 - 21	FB5-3328-000	360 - 27	FB5-5616-000	313 - 29
FB4-6227-030	310 - 22	FB5-3331-000	360 - 2	FB5-5617-000	313 - 30
FB4-6227-030	312 - 22	FB5-3335-000	360 - 42	FB5-5618-000	107 - 4
FB4-6227-030	313 - 20	FB5-3337-000	360 - 43	FB5-5620-000	312 - 63
FB4-7481-000	360 - 1	FB5-3341-000	360 - 29	FB5-5621-000	310 - 75

NUMERICAL INDEX

iR5055/5055N/5065/5065N/5075/5075N(Numerical Index)

PARTS NUMBER	FIGURE & KEY NO.	PARTS NUMBER	FIGURE & KEY NO.	PARTS NUMBER	FIGURE & KEY NO
FB5-5621-000	360 - 79	FB6-6966-000	300 - 23	FC5-1064-000	130 - 9
FB5-5627-020	101 - 3	FB6-6968-000	300 - 26	FC5-1065-000	130 - 10
FB5-6586-000	310 - 26	FB6-6971-000	300 - 56	FC5-1066-000	130 - 11
FB5-6586-000	312 - 29	FB6-6972-000	316 - 4	FC5-1067-000	130 - 12
FB5-6586-000	313 - 14	FB6-6974-000	316 - 5	FC5-1146-000	100 - 34
FB5-8735-000	104 - 3	FB6-6975-000	100 - 41	FC5-1146-000	100A - 34
FB5-9648-000	580 - 3	FB6-6975-000	100A - 41	FC5-1766-000	510 - 8
FB6-3150-000	320 - 141	FB6-7010-000	100 - 15	FC5-1892-000	620 - 2
FB6-4303-000	410 - 3	FB6-7010-000	100A - 15	FC5-1900-000	620 - 6
FB6-4303-000	550 - 20	FB6-7011-000	100 - 30	FC5-1904-000	276 - 1
FB6-4303-000	710 - 43	FB6-7011-000	100A - 30	FC5-1912-000	276 - 2
FB6-4303-000	980 - 1	FB6-7012-000	100 - 42	FC5-1913-000	276 - 9
FB6-4303-000	981 - 1	FB6-7012-000	100A - 42	FC5-1945-000	620 - 30
FB6-4303-000	A40 - 82	FB6-7013-000	100 - 52	FC5-1949-000	620 - 8
FB6-5090-000	360 - 23	FB6-7013-000	100A - 52	FC5-1950-000	620 - 9
FB6-5889-000	250 - 3	FB6-7017-000	100 - 13	FC5-1953-000	275 - 10
FB6-5892-000	320 - 98	FB6-7017-000	100A - 13	FC5-2452-000	100 - 6
FB6-5893-000	360 - 22	FB6-7030-000	102 - 23	FC5-2452-000	100A - 6
FB6-5894-000	360 - 30	FB6-7031-000	107 - 7	FC5-2719-000	100 - 31
FB6-5899-000	315 - 12	FB6-7036-000	310 - 82	FC5-2719-000	100A - 31
FB6-5900-000	310 - 32	FB6-7036-000	312 - 64	FC5-2720-000	100 - 48
FB6-5900-000	312 - 27	FB6-7038-000	315 - 13	FC5-2720-000	100A - 48
FB6-6569-000	640 - 2	FB6-7039-000	315 - 23	FC5-2934-000	400 - 22
FB6-6571-000	710 - 47	FB6-7040-000	104 - 46	FC5-2953-000	A12 - 1
FB6-6572-000	350 - 11	FB6-7043-000	330 - 1	FC5-2954-000	A12 - 24
FB6-6573-000	310 - 13	FB6-7044-000	305 - 1	FC5-2956-000	A12 - 2
FB6-6573-000	312 - 12	FB6-7047-000	316 - 6	FC5-2957-000	A10 - 22
FB6-6574-000	312 - 19	FB6-7048-000	316 - 7	FC5-2957-000	A12 - 3
FB6-6575-000	313 - 4	FB6-7051-000	360 - 14	FC5-2958-000	A12 - 4
FB6-6576-000	313 - 16	FB6-7056-000	316 - 8	FC5-2959-000	A12 - 20
FB6-6590-000	330 - 3	FB6-7058-000	315 - 9	FC5-2960-000	A12 - 21
FB6-6591-000	330 - 4	FB6-7059-000	315 - 17	FC5-2962-020	A12 - 16
FB6-6592-000	330 - 5	FB6-7134-000	330 - 6	FC5-2963-000	A12 - 5
FB6-6596-000	330 - 8	FC0-3613-000	106 - 10	FC5-2967-000	A40 - 112
FB6-6597-000	330 - 9	FC1-3975-020	325 - 19	FC5-2978-000	A40 - 104
FB6-6598-000	330 - 10	FC1-3976-000	325 - 20	FC5-2987-020	A40 - 162
FB6-6599-000	330 - 11	FC1-5061-000	302 - 11	FC5-2988-000	A40 - 81
FB6-6600-000	330 - 12	FC1-5061-000	303 - 11	FC5-2991-000	A40 - 1
FB6-6605-000	570 - 1	FC1-5081-000	302 - 13	FC5-2992-000	A40 - 2
FB6-6699-000	510 - 1	FC1-5081-000	303 - 13	FC5-2994-000	A40 - 3
FB6-6898-000	104 - 38	FC1-7435-020	570 - 17	FC5-2996-030	A40 - 155
FB6-6939-000	101 - 16	FC1-7438-000	351 - 14	FC5-2997-020	A40 - 89
FB6-6940-000	101 - 26	FC3-0722-000	A40 - 53	FC5-2998-020	A40 - 4
FB6-6955-000	320 - 73	FC5-0127-000	420 - 1	FC5-3000-020	A40 - 90
FB6-6958-000	102 - 24	FC5-0127-000	430 - 1	FC5-3004-000	A40 - 91
FB6-6959-000	640 - 13	FC5-0136-000	430 - 2	FC5-3006-020	A40 - 92
FB6-6960-000	300 - 11	FC5-0165-000	430 - 3	FC5-3007-020	A40 - 93
FB6-6961-000	300 - 12	FC5-1059-000	130 - 6	FC5-3009-020	A40 - 85
FB6-6962-000	300 - 13	FC5-1060-000	130 - 7	FC5-3010-000	A40 - 5
FB6-6963-000	300 - 21	FC5-1061-000	130 - 8	FC5-3015-010	A10 - 1
FB6-6964-000	300 - 22	FC5-1062-010	130 - 21	FC5-3016-000	A12 - 22
FB6-6965-000	300 - 33	FC5-1063-000	130 - 22	FC5-3017-000	A12 - 23

NUMERICAL INDEX

iR5055/5055N/5065/5065N/5075/5075N(Numerical Index)

PARTS NUMBER	FIGURE & KEY NO.	PARTS NUMBER	FIGURE & KEY NO.	PARTS NUMBER	FIGURE & KEY NO
FC5-3021-000	A40 - 163	FC5-5158-000	100A - 16	FC6-3618-000	300 - 2
FC5-3024-020	A40 - 164	FC5-5182-000	130 - 4	FC6-3619-000	620 - 4
FC5-3025-020	A12 - 13	FC5-6264-000	620 - 32	FC6-3620-010	620 - 35
FC5-3026-000	A40 - 165	FC5-6372-000	620 - 47	FC6-3621-000	101 - 45
FC5-3063-000	400 - 30	FC6-2841-000	620 - 41	FC6-3622-000	620 - 48
FC5-3102-000	A10 - 2	FC6-3425-000	620 - 5	FC6-3625-010	100 - 33
FC5-3106-000	A11 - 2	FC6-3426-000	620 - 7	FC6-3625-010	100A - 33
FC5-3108-000	A11 - 4	FC6-3427-000	620 - 10	FC6-3626-000	130 - 2
FC5-3111-000	A11 - 5	FC6-3432-000	620 - 17	FC6-3628-000	320 - 94
FC5-3113-000	A11 - 6	FC6-3433-000	620 - 11	FC6-3640-000	104 - 37
FC5-3114-000	A40 - 54	FC6-3435-000	620 - 36	FC6-3641-000	620 - 25
FC5-3115-000	A40 - 55	FC6-3447-000	810 - 49	FC6-3650-000	215 - 4
FC5-3116-000	A40 - 56	FC6-3448-000	940 - 1	FC6-3662-000	940 - 3
FC5-3118-000	A40 - 57	FC6-3451-000	103 - 5	FC6-3664-000	103 - 29
FC5-3119-000	A40 - 58	FC6-3477-000	103 - 11	FC6-3667-000	320 - 107
FC5-3120-000	A40 - 59	FC6-3479-000	103 - 4	FC6-3669-000	810 - 74
FC5-3121-000	A40 - 60	FC6-3482-000	103 - 12	FC6-3673-000	810 - 73
FC5-3124-020	A40 - 61	FC6-3483-000	190 - 3	FC6-3693-000	190 - 2
FC5-3128-000	A40 - 34	FC6-3497-000	810 - 8	FC6-3697-000	105 - 32
FC5-3129-000	A40 - 35	FC6-3498-000	810 - 9	FC6-3705-000	101 - 44
FC5-3130-000	A40 - 36	FC6-3499-000	810 - 10	FC6-3722-000	320 - 105
FC5-3137-000	A11 - 7	FC6-3500-000	810 - 11	FC6-3733-000	350 - 6
FC5-3144-000	A40 - 6	FC6-3501-020	810 - 12	FC6-3736-000	350 - 10
FC5-3145-000	A40 - 7	FC6-3511-000	350 - 8	FC6-3737-000	215 - 5
FC5-3146-000	A40 - 8	FC6-3512-000	350 - 9	FC6-3744-000	810 - 51
FC5-3147-000	A40 - 142	FC6-3524-000	810 - 14	FC6-3745-000	810 - 52
FC5-3148-000	A40 - 9	FC6-3525-000	810 - 15	FC6-3752-000	302 - 1
FC5-3149-000	A40 - 146	FC6-3528-000	810 - 26	FC6-3752-000	303 - 1
FC5-3150-000	A40 - 147	FC6-3534-000	320 - 48	FC6-3753-000	302 - 22
FC5-3152-000	A40 - 26	FC6-3536-000	320 - 161	FC6-3754-000	302 - 4
FC5-3153-000	A40 - 143	FC6-3538-000	320 - 139	FC6-3754-000	303 - 4
FC5-3154-000	A40 - 10	FC6-3540-000	191 - 7	FC6-3760-000	302 - 12
FC5-3161-000	A40 - 208	FC6-3549-000	100 - 32	FC6-3760-000	303 - 12
FC5-3163-000	A40 - 39	FC6-3549-000	100A - 32	FC6-3761-000	302 - 32
FC5-3165-000	A40 - 41	FC6-3553-000	215 - 1	FC6-3761-000	303 - 32
FC5-3166-000	A40 - 42	FC6-3554-000	215 - 2	FC6-3762-000	302 - 40
FC5-3167-000	A40 - 43	FC6-3555-000	215 - 3	FC6-3762-000	303 - 40
FC5-3168-000	A40 - 44	FC6-3556-000	103 - 6	FC6-3763-000	302 - 7
FC5-3169-000	A40 - 45	FC6-3584-000	810 - 39	FC6-3763-000	303 - 42
FC5-3170-000	A40 - 46	FC6-3588-000	810 - 17	FC6-3764-000	302 - 2
FC5-3177-020	A40 - 144	FC6-3592-000	810 - 18	FC6-3764-000	303 - 2
FC5-3207-000	400 - 3	FC6-3597-000	320 - 150	FC6-3765-000	302 - 3
FC5-3214-000	A10 - 3	FC6-3598-000	320 - 151	FC6-3766-000	302 - 16
FC5-3223-000	400 - 4	FC6-3601-000	320 - 27	FC6-3766-000	303 - 16
FC5-4400-000	A10 - 7	FC6-3609-020	620 - 24	FC6-3768-000	302 - 14
FC5-4424-000	A40 - 11	FC6-3610-000	130 - 1	FC6-3768-000	303 - 14
FC5-4425-000	A40 - 12	FC6-3613-000	100 - 3	FC6-3769-000	302 - 18
FC5-4458-010	130 - 5	FC6-3613-000	100A - 3	FC6-3769-000	303 - 18
FC5-5091-000	276 - 10	FC6-3615-000	100 - 5	FC6-3770-000	302 - 15
FC5-5092-000	620 - 31	FC6-3615-000	100A - 5	FC6-3770-000	303 - 15
FC5-5145-000	320 - 140	FC6-3616-000	302 - 38	FC6-3775-020	104 - 39
FC5-5158-000	100 - 16	FC6-3617-000	303 - 38	FC6-3776-000	104 - 40

NUMERICAL INDEX

iR5055/5055N/5065/5065N/5075/5075N(Numerical Index)

PARTS NUMBER	FIGURE & KEY NO.	PARTS NUMBER	FIGURE & KEY NO.	PARTS NUMBER	FIGURE & KEY NO
FC6-3777-000	104 - 41	FC7-0283-000	A40 - 151	FC7-4267-000	100A - 37
FC6-3778-000	104 - 42	FC7-0284-000	A40 - 16	FC7-4268-000	100A - 37
FC6-3779-000	104 - 43	FC7-0285-000	A40 - 158	FC7-4269-000	100 - 37
FC6-3780-000	104 - 44	FC7-0291-000	A10 - 37	FC7-4269-000	100A - 37
FC6-3781-000	104 - 45	FC7-0292-000	A10 - 38	FC7-4276-010	810 - 16
FC6-3784-000	303 - 22	FC7-0317-000	400 - 6	FC7-4277-000	100 - 37
FC6-3785-000	303 - 7	FC7-0318-000	400 - 7	FC7-4277-000	100A - 37
FC6-3790-000	320 - 127	FC7-1246-000	400 - 8	FC7-4278-000	100A - 37
FC6-3800-000	300 - 52	FC7-1248-000	410 - 17	FC7-4279-000	100 - 37
FC6-3801-000	300 - 53	FC7-1271-000	430 - 6	FC7-4279-000	100A - 37
FC6-3808-000	810 - 47	FC7-1273-000	420 - 3	FC7-4280-000	100 - 37
FC6-3809-000	320 - 126	FC7-1276-000	430 - 4	FC7-4280-000	100A - 37
FC6-3812-000	107 - 1	FC7-1282-000	410 - 34	FC7-4281-000	100A - 37
FC6-3826-000	320 - 74	FC7-1284-010	410 - 18	FC7-4282-000	100 - 37
FC6-3827-000	215 - 9	FC7-1312-000	410 - 8	FC7-4282-000	100A - 37
FC6-3839-010	810 - 31	FC7-1322-000	410 - 9	FC7-4286-000	101 - 32
FC6-3845-000	320 - 1	FC7-1333-000	400 - 21	FC7-4287-000	320 - 2
FC6-3847-000	103 - 7	FC7-1380-000	420 - 2	FC7-4290-000	100 - 43
FC6-3852-000	300 - 59	FC7-2469-000	810 - 50	FC7-4290-000	100A - 43
FC6-3856-000	810 - 13	FC7-2494-000	310 - 35	FC7-4291-000	100 - 4
FC6-3857-000	810 - 25	FC7-2494-000	312 - 31	FC7-4291-000	100A - 4
FC6-3859-000	550 - 8	FC7-2494-000	313 - 25	FC7-4293-000	320 - 28
FC6-3859-000	570 - 14	FC7-2753-000	A40 - 68	FC7-4296-000	100 - 14
FC6-3859-000	580 - 5	FC7-2755-000	A40 - 78	FC7-4296-000	100A - 14
FC6-3861-010	310 - 24	FC7-2756-000	A40 - 105	FC7-4298-000	315 - 21
FC6-3861-010	312 - 25	FC7-2769-000	A10 - 40	FC7-4299-000	101 - 25
FC6-3861-010	313 - 22	FC7-2776-000	A10 - 4	FC7-4301-000	100 - 53
FC6-3863-000	310 - 23	FC7-2779-000	A40 - 129	FC7-4301-000	100A - 53
FC6-3863-000	312 - 24	FC7-2780-000	A40 - 135	FC7-4302-000	510 - 4
FC6-3863-000	313 - 21	FC7-2781-000	A40 - 136	FC7-4349-000	351 - 22
FC6-3869-000	325 - 3	FC7-3137-000	A40 - 137	FC7-4358-000	231 - 18
FC6-3870-000	325 - 4	FC7-3138-000	A40 - 138	FC7-4367-000	360 - 28
FC6-3871-000	325 - 12	FC7-3146-000	A12 - 6	FC7-4372-000	231 - 7
FC6-3872-000	325 - 13	FC7-3153-000	A10 - 23	FC7-4380-000	580 - 18
FC6-3873-000	325 - 15	FC7-3154-000	A10 - 24	FC7-4382-000	710 - 32
FC6-3874-000	325 - 16	FC7-3155-000	A10 - 25	FC7-4383-000	710 - 33
FC6-3879-000	710 - 59	FC7-3156-000	A10 - 20	FC7-4387-000	325 - 34
FC6-3880-000	710 - 60	FC7-3159-000	A10 - 9	FC7-4388-000	325 - 5
FC6-4391-000	100 - 40	FC7-3161-000	A10 - 10	FC7-4391-000	312 - 16
FC6-4391-000	100A - 40	FC7-3163-000	A10 - 31	FC7-4392-000	313 - 10
FC6-4599-000	410 - 21	FC7-3164-000	A40 - 69	FC7-4394-000	107 - 2
FC6-5046-000	315 - 1	FC7-4176-000	A40 - 70	FC7-4396-000	710 - 44
FC7-0257-000	A40 - 204	FC7-4177-000	A10 - 39	FC7-4404-000	710 - 24
FC7-0259-000	A40 - 128	FC7-4180-000	A40 - 71	FC7-4406-000	710 - 14
FC7-0260-000	A40 - 13	FC7-4185-000	A40 - 18	FC7-4412-000	101 - 19
FC7-0262-000	A40 - 130	FC7-4188-000	A12 - 25	FC7-4421-000	130 - 24
FC7-0266-000	A40 - 131	FC7-4193-000	A40 - 19	FC7-4422-000	130 - 24
FC7-0269-000	A40 - 110	FC7-4229-000	351 - 24	FC7-4423-000	130 - 24
FC7-0277-000	A40 - 86	FC7-4235-000	810 - 30	FC7-4654-000	400 - 9
FC7-0278-000	A40 - 87	FC7-4255-000	710 - 11	FC7-4655-000	400 - 10
FC7-0280-000	A40 - 15	FC7-4256-000	710 - 20	FC7-4882-000	A10 - 19
FC7-0281-000	A10 - 8	FC7-4265-000	570 - 8	FC7-4883-000	A40 - 79

NUMERICAL INDEX

iR5055/5055N/5065/5065N/5075/5075N(Numerical Index)

PARTS NUMBER	FIGURE & KEY NO.	PARTS NUMBER	FIGURE & KEY NO.	PARTS NUMBER	FIGURE & KEY NO
FC7-5461-000	A10 - 28	FC8-8762-000	400 - 34	FF5-6885-000	580 - 25
FC7-5462-000	A10 - 28	FC9-3656-000	A40 - 14	FF5-7734-030	360 - 34
FC7-5463-000	A10 - 29	FC9-3657-000	A40 - 132	FF5-7829-030	310 - 37
FC7-5464-000	A10 - 17	FC9-5467-000	107 - 1	FF5-7829-030	312 - 32
FC7-5465-000	A40 - 199	FC9-8275-000	104 - 35	FF5-7829-030	313 - 32
FC7-5964-000	A10 - 28	FC9-8386-000	105 - 37	FF5-7830-030	310 - 36
FC7-5965-000	A10 - 29	FC9-8709-000	107 - 12	FF5-7830-030	312 - 32
FC7-5966-000	A10 - 17	FC9-8709-000	140 - 16	FF5-7830-030	313 - 31
FC7-5967-000	A10 - 28	FC9-8711-000	310 - 15	FF5-8152-010	101 - 5
FC7-5968-000	A10 - 29	FC9-9071-000	350 - 4	FF5-9550-040	300 - 14
FC7-5969-000	A10 - 17	FF2-2891-000	710 - 34	FF5-9685-040	300 - 46
FC7-5970-000	A10 - 28	FF3-4036-000	106 - 6	FF5-9781-000	312 - 37
FC7-5971-000	A10 - 29	FF3-4656-000	325 - 21	FF5-9783-000	312 - 38
FC7-5972-000	A10 - 17	FF5-2237-000	360 - 33	FF5-9784-020	310 - 43
FC7-7269-000	100 - 54	FF5-2942-020	570 - 18	FF5-9784-020	312 - 39
FC7-7269-000	100A - 54	FF5-2947-020	640 - 14	FF5-9784-020	313 - 36
FC7-7412-000	100A - 35	FF5-2948-000	640 - 15	FF5-9787-000	310 - 44
FC7-7729-000	320 - 65	FF5-2973-020	550 - 11	FF5-9789-000	310 - 46
FC7-7746-000	100 - 58	FF5-2974-030	550 - 12	FF5-9809-000	103 - 9
FC7-7747-000	100 - 59	FF5-2981-000	710 - 36	FF5-9840-000	104 - 29
FC7-7748-000	100 - 60	FF5-2983-000	710 - 37	FF5-9842-000	102 - 2
FC7-7749-000	100 - 61	FF5-2986-000	710 - 38	FF5-9844-000	360 - 35
FC7-7750-000	100 - 62	FF5-3002-030	102 - 26	FF5-9845-000	360 - 36
FC7-7751-000	100 - 63	FF5-3003-000	101 - 15	FF5-9847-000	360 - 97
FC7-7752-000	100 - 64	FF5-3004-060	101 - 4	FF5-9849-000	360 - 37
FC7-7753-000	100 - 65	FF5-3032-000	320 - 23	FF5-9861-000	106 - 8
FC7-7754-000	100 - 66	FF5-3033-000	325 - 23	FF5-9874-030	360 - 38
FC7-7755-000	100 - 67	FF5-3045-000	105 - 16	FF5-9875-020	360 - 39
FC7-7756-000	100 - 68	FF5-3055-030	350 - 17	FF5-9876-020	360 - 40
FC7-7766-000	100 - 69	FF5-3063-050	310 - 38	FF5-9877-000	320 - 66
FC7-7767-000	100 - 70	FF5-3084-030	101 - 27	FF5-9881-000	320 - 166
FC7-7768-000	330 - 13	FF5-3090-000	570 - 19	FF5-9884-000	320 - 40
FC7-7769-000	330 - 14	FF5-3090-000	580 - 26	FF5-9886-020	320 - 77
FC7-7787-000	130 - 24	FF5-3095-000	320 - 83	FF5-9891-000	710 - 41
FC7-7788-000	130 - 24	FF5-3146-000	710 - 39	FF5-9892-030	104 - 16
FC7-7789-000	130 - 24	FF5-3149-000	320 - 39	FF5-9898-000	104 - 51
FC7-7800-000	810 - 4	FF5-3151-000	320 - 120	FF5-9899-000	102 - 7
FC7-7804-000	350 - 7	FF5-3153-000	320 - 18	FF5-9900-000	104 - 27
FC7-7805-000	351 - 4	FF5-3154-020	320 - 17	FF5-9901-000	101 - 28
FC7-7806-000	320 - 159	FF5-3172-000	105 - 27	FF5-9905-000	106 - 4
FC7-7812-000	130 - 24	FF5-3173-000	105 - 29	FF5-9910-000	315 - 30
FC7-7813-000	130 - 24	FF5-3220-020	310 - 39	FF5-9952-000	105 - 30
FC7-7814-000	130 - 24	FF5-3221-020	313 - 33	FF5-9954-000	230 - 10
FC7-9877-000	A40 - 202	FF5-3228-020	312 - 34	FF5-9958-000	103 - 10
FC7-9878-000	A40 - 201	FF5-5895-060	310 - 40	FF5-9969-000	104 - 30
FC7-9879-000	A10 - 30	FF5-5902-020	325 - 24	FF5-9970-000	360 - 54
FC8-1201-000	100 - 54	FF5-5914-020	350 - 18	FF6-1034-000	300 - 34
FC8-1201-000	100A - 54	FF5-5920-000	320 - 106	FF6-1051-030	300 - 57
FC8-2942-000	400 - 35	FF5-5930-000	640 - 17	FF6-1052-030	300 - 57
FC8-2946-000	A10 - 35	FF5-5936-020	710 - 42	FF6-1333-000	300 - 35
FC8-3838-000	320 - 164	FF5-5988-000	640 - 18	FF6-1425-000	710 - 40
FC8-3839-000	320 - 165	FF5-6885-000	550 - 13	FF6-1428-000	810 - 53

NUMERICAL INDEX

iR5055/5055N/5065/5065N/5075/5075N(Numerical Index)

PARTS NUMBER	FIGURE & KEY NO.	PARTS NUMBER	FIGURE & KEY NO.	PARTS NUMBER	FIGURE & KEY NO
FF6-1429-000	315 - 52	FG6-9903-000	232 - 1	FK2-0149-000	313 - 38
FF6-1523-000	310 - 42	FG9-3915-000	232 - 7	FK2-0149-000	315 - 33
FF6-1523-000	312 - 36	FH2-6552-000	100 - 44	FK2-0149-000	320 - 60
FF6-1523-000	313 - 35	FH2-6552-000	100A - 44	FK2-0149-000	325 - 29
FF6-1851-040	810 - 77	FH2-7030-020	140 - 1	FK2-0149-000	360 - 45
FF6-2568-020	313 - 34	FH2-7037-000	130 - 13	FK2-0149-000	410 - 16
FF6-2861-000	104 - 47	FH2-7039-000	140 - 12	FK2-0149-000	810 - 81
FG2-6932-000	101 - 6	FH2-9243-020	250 - 8	FK2-0157-000	100 - 35
FG2-7380-000	325 - 26	FH2-9246-020	325 - 6	FK2-0204-000	A40 - 40
FG2-7383-000	101 - 7	FH2-9247-000	281 - 5	FK2-0205-000	A40 - 63
FG3-2376-000	925 -	FH2-9248-000	250 - 9	FK2-0207-000	A40 - 113
FG3-2834-020	130 - 17	FH3-0515-000	980 - T4502	FK2-0209-000	A40 - 47
FG3-3965-000	130 - 16	FH3-0577-000	980 - T4505	FK2-0234-000	410 - 10
FG5-1957-040	105 - 12	FH3-0577-000	981 - T4505	FK2-0238-000	400 - 11
FG5-5789-000	720 -	FH3-0636-000	941 - T102	FK2-0240-000	935 - IC8
FG5-5794-000	105 - 33	FH3-0766-010	980 - T4506	FK2-0248-000	943 - IC6
FG5-6289-000	316 - 11	FH3-0766-010	981 - T4506	FK2-0329-000	130 - 14
FG5-8650-080	320 - 61	FH3-0767-000	980 - T4507	FK2-0472-010	106 - 17
FG5-8856-000	325 - 27	FH3-0767-000	981 - T4507	FK2-0523-000	930 - IC58
FG6-1906-020	104 - 18	FH3-0936-000	941 - L103	FK2-0625-000	980 - IC4508
FG6-1941-020	104 - 19	FH3-0961-020	925 - T1	FK2-0625-000	981 - IC4508
FG6-2245-060	104 - 8	FH4-6104-020	930 - IC56	FK2-0626-000	980 - Q4515
FG6-2335-020	310 - 47	FH4-6214-000	900 - IC20	FK2-0626-000	981 - Q4515
FG6-4876-000	280 -	FH4-6284-000	930 - IC30	FK2-0630-000	410 - 11
FG6-4891-010	104 - 32	FH4-6300-000	900 - IC80	FK2-0636-000	194 - 1
FG6-4969-000	140 - 10	FH4-6300-000	930 - IC29	FK2-0668-000	900 - IC60
FG6-4978-030	933 -	FH4-6302-000	900 - IC37	FK2-0680-000	941 - T101
FG6-5039-000	232 -	FH5-1118-000	190 - 5	FK2-0681-000	941 - T103
FG6-5057-000	105 - 22	FH5-1138-000	550 - 14	FK2-0732-000	400 - 1
FG6-5439-000	312 - 40	FH6-1548-040	320 - 9	FK2-0786-000	510 - 12
FG6-5440-000	313 - 37	FH6-1742-020	106 - 27	FK2-0787-000	510 - 12
FG6-5441-000	310 - 48	FH6-1742-020	360 - 82	FK2-0788-000	510 - 12
FG6-5444-020	107 - 5	FH6-1742-020	A40 - 94	FK2-0789-000	305 - 3
FG6-5454-000	102 - 27	FH7-5702-050	310 - 49	FK2-0790-000	305 - 3
FG6-5457-000	315 - 31	FH7-7625-030	140 - 2	FK2-0795-000	940 - 4
FG6-5458-020	710 - 45	FH7-7626-000	140 - 2	FK2-0801-000	250 - 21
FG6-5460-000	102 - 12	FH9-0186-000	934 - CP670	FK2-0805-000	281 - 1
FG6-5462-000	102 - 14	FH9-0186-000	950 - CP1042	FK2-0806-000	320 - 10
FG6-5466-020	360 - 49	FK2-0014-000	140 - 2	FK2-0812-000	620 - 12
FG6-5467-000	360 - 50	FK2-0015-000	276 - 4	FK2-0812-000	640 - 20
FG6-5468-000	360 - 52	FK2-0103-000	103 - 13	FK2-0813-000	275 - 1
FG6-5469-000	360 - 44	FK2-0103-000	191 - 2	FK2-0814-000	101 - 18
FG6-5470-020	360 - 53	FK2-0104-000	950 - IC20	FK2-0820-000	231 - 1
FG6-5474-000	320 - 129	FK2-0144-000	360 - 47	FK2-0822-000	230 - 2
FG6-5481-000	280 - 8	FK2-0146-000	140 - 13	FK2-0826-000	360 - 56
FG6-5483-000	320 - 36	FK2-0148-000	140 - 14	FK2-0827-000	320 - 44
FG6-5484-000	104 - 20	FK2-0149-000	101 - 30	FK2-0828-000	810 - 40
FG6-5925-000	325 - 7	FK2-0149-000	102 - 13	FK2-0832-000	315 - 32
FG6-5926-000	325 - 8	FK2-0149-000	232 - 4	FK2-0837-000	192 - 1
FG6-9172-000	570 - 20	FK2-0149-000	276 - 3	FK2-0839-000	320 - 85
FG6-9172-000	580 - 28	FK2-0149-000	310 - 50	FK2-0841-000	320 - 84
FG6-9895-000	710 - 35	FK2-0149-000	312 - 41	FK2-0844-000	260 - 4

NUMERICAL INDEX

iR5055/5055N/5065/5065N/5075/5075N(Numerical Index)

PARTS NUMBER	FIGURE & KEY NO.	PARTS NUMBER	FIGURE & KEY NO.	PARTS NUMBER	FIGURE & KEY NO
FK2-0848-000	360 - 57	FK2-6494-000	001 - 4	FL2-3051-000	810 - 21
FK2-0850-000	265 - 3	FK2-6495-000	001 - 4	FL2-3056-000	810 - 24
FK2-0851-000	260 - 5	FK2-6496-000	001 - 4	FL2-3058-000	810 - 22
FK2-0852-000	250 - 19	FK2-6497-000	001 - 3	FL2-3059-000	320 - 45
FK2-0854-000	930 - IC5	FK2-6752-000	103 - 1	FL2-3064-000	300 - 17
FK2-0855-000	510 - 15	FK2-6965-000	001 - 1	FL2-3065-000	300 - 27
FK2-0856-000	325 - 28	FK2-6966-000	001 - 1	FL2-3067-000	316 - 10
FK2-1260-000	934 - IC501	FK2-6967-000	001 - 3	FL2-3068-000	300 - 3
FK2-1260-000	935 - IC7	FK2-6968-000	001 - 1	FL2-3068-000	302 - 39
FK2-1593-000	980 - IC4506	FK2-7429-000	900 - 11	FL2-3068-000	303 - 39
FK2-1593-000	981 - IC4506	FK3-0902-000	400 - 33	FL2-3069-000	100 - 1
FK2-1633-000	900 - IC12	FL2-0310-000	430 - 7	FL2-3069-000	100A - 1
FK2-2046-000	950 - IC27	FL2-0311-000	430 - 8	FL2-3070-000	100 - 50
FK2-2505-000	942 - IC1	FL2-0596-000	276 - 5	FL2-3070-000	100A - 50
FK2-2987-000	140 - 15	FL2-0597-020	620 - 33	FL2-3071-000	320 - 125
FK2-3460-000	934 - IC801	FL2-0615-000	410 - 12	FL2-3074-000	302 - 20
FK2-3473-000	103 - 1	FL2-0725-000	A10 - 5	FL2-3074-000	303 - 20
FK2-3475-000	231 - 3	FL2-0731-000	A40 - 20	FL2-3076-000	302 - 19
FK2-3475-000	261 - 2	FL2-0732-000	A40 - 21	FL2-3076-000	303 - 19
FK2-3475-000	263 - 2	FL2-0735-000	A11 - 8	FL2-3077-000	302 - 5
FK2-3476-000	106 - 18	FL2-0736-000	A11 - 9	FL2-3077-000	303 - 5
FK2-3491-000	281 - 1	FL2-0737-000	A40 - 161	FL2-3079-040	302 - 24
FK2-3578-000	900 - 12	FL2-0741-000	A40 - 166	FL2-3079-040	303 - 24
FK2-3623-000	001 - 1	FL2-0748-000	A40 - 27	FL2-3080-000	302 - 29
FK2-3624-000	001 - 2	FL2-0749-000	A40 - 28	FL2-3080-000	303 - 29
FK2-3625-000	001 - 1	FL2-0750-000	A40 - 206	FL2-3081-000	302 - 31
FK2-3626-000	001 - 1	FL2-0753-000	A40 - 95	FL2-3081-000	303 - 31
FK2-3632-000	001 - 3	FL2-0754-000	A40 - 96	FL2-3087-000	100 - 2
FK2-3646-000	001 - 1	FL2-1298-000	A40 - 97	FL2-3087-000	100A - 2
FK2-3648-000	001 - 4	FL2-1299-000	A40 - 64	FL2-3088-010	100A - 9
FK2-3649-000	001 - 4	FL2-1302-000	A40 - 29	FL2-3100-000	281 - 6
FK2-3650-000	001 - 4	FL2-1304-000	A11 - 3	FL2-3102-000	281 - 8
FK2-3689-000	250 - 21	FL2-2472-000	620 - 3	FL2-3103-000	103 - 2
FK2-3690-000	320 - 10	FL2-3009-000	103 - 14	FL2-3104-000	101 - 31
FK2-3713-000	A40 - 120	FL2-3011-000	190 - 4	FL2-3159-000	400 - 12
FK2-3714-000	A40 - 98	FL2-3012-000	190 - 6	FL2-3730-010	130 - 15
FK2-3715-000	A40 - 123	FL2-3018-000	215 - 6	FL2-3993-000	351 - 3
FK2-3723-000	A40 - 197	FL2-3023-000	100 - 8	FL2-3998-000	102 - 31
FK2-3724-000	A40 - 200	FL2-3023-000	100A - 8	FL2-4266-000	315 - 28
FK2-3773-000	410 - 27	FL2-3025-000	100 - 49	FL2-4269-000	810 - 78
FK2-4562-000	231 - 2	FL2-3025-000	100A - 49	FL2-4271-000	550 - 9
FK2-4563-000	260 - 3	FL2-3026-000	620 - 34	FL2-4271-000	580 - 23
FK2-4564-000	360 - 55	FL2-3030-000	100 - 45	FL2-4272-000	550 - 10
FK2-4566-000	982 - T1	FL2-3030-000	100A - 45	FL2-4272-000	580 - 24
FK2-6092-000	001 - 4	FL2-3034-000	100 - 11	FL2-4282-000	102 - 25
FK2-6093-000	001 - 4	FL2-3034-000	100A - 11	FL2-4580-000	A40 - 17
FK2-6094-000	001 - 4	FL2-3036-000	191 - 1	FL2-4585-000	A10 - 11
FK2-6488-000	001 - 1	FL2-3038-000	102 - 8	FL2-4587-010	A12 - 7
FK2-6489-000	001 - 1	FL2-3039-000	102 - 9	FL2-4588-000	A12 - 8
FK2-6490-000	001 - 1	FL2-3042-000	320 - 149	FL2-4593-000	A40 - 72
FK2-6491-000	001 - 1	FL2-3048-000	320 - 146	FL2-4595-000	A40 - 24
FK2-6493-000	001 - 2	FL2-3049-000	810 - 20	FL2-4596-010	A10 - 32

NUMERICAL INDEX

iR5055/5055N/5065/5065N/5075/5075N(Numerical Index)

PARTS NUMBER	FIGURE & KEY NO.	PARTS NUMBER	FIGURE & KEY NO.	PARTS NUMBER	FIGURE & KEY NO
FL2-4597-000	A10 - 6	FL2-7979-000	400 - 13	FM2-3766-000	103 - 21
FL2-4601-000	400 - 16	FL2-7980-000	400 - 13	FM2-3767-000	620 - 26
FL2-4605-010	400 - 14	FL2-7981-000	400 - 13	FM2-3768-000	103 - 16
FL2-4850-000	400 - 23	FL2-9160-000	001 - 5	FM2-3770-000	320 - 54
FL2-4856-000	400 - 15	FL3-0309-000	420 - 5	FM2-3771-000	320 - 80
FL2-4856-000	410 - 13	FL3-3134-000	310 - 31	FM2-3773-000	320 - 42
FL2-4863-000	410 - 22	FL3-3135-000	302 - 17	FM2-3775-000	941 - 1
FL2-5525-000	300 - 58	FL3-3135-000	303 - 17	FM2-3780-000	140 - 7
FL2-5812-000	410 - 14	FM1-0660-000	510 - 6	FM2-3782-000	106 - 15
FL2-5813-000	400 - 24	FM1-0661-000	104 - 7	FM2-3783-000	106 - 15
FL2-5819-000	100 - 7	FM1-0662-000	104 - 15	FM2-3784-000	106 - 15
FL2-5819-000	100A - 7	FM1-0717-000	106 - 14	FM2-3785-000	305 - 2
FL2-5820-000	100 - 7	FM2-0679-000	A11 -	FM2-4137-000	105 - 18
FL2-5825-000	315 - 22	FM2-0696-000	A11 - 11	FM2-4161-000	810 - 23
FL2-5833-000	250 - 14	FM2-0841-000	510 - 2	FM2-4164-000	810 - 79
FL2-5834-000	191 - 4	FM2-0842-000	510 - 2	FM2-4168-000	350 -
FL2-5838-000	360 - 3	FM2-1022-000	A40 - 33	FM2-4169-000	320 - 4
FL2-5839-000	320 - 104	FM2-1023-000	A40 - 32	FM2-4171-000	320 - 11
FL2-5843-000	510 - 3	FM2-1024-000	A11 - 13	FM2-4188-000	316 -
FL2-5844-000	510 - 13	FM2-1027-000	A40 - 38	FM2-4195-000	320 - 51
FL2-5845-000	580 - 27	FM2-1029-000	A40 - 148	FM2-4205-010	330 -
FL2-5846-000	325 - 25	FM2-1030-000	A11 - 14	FM2-4211-000	105 - 6
FL2-5847-000	810 - 29	FM2-1031-000	A11 - 1	FM2-4214-000	810 - 38
FL2-5848-000	100 - 18	FM2-1035-000	A12 - 18	FM2-4226-040	351 -
FL2-5848-000	100A - 18	FM2-1105-000	410 - 15	FM2-5798-000	A12 -
FL2-5850-000	105 - 26	FM2-1106-000	400 - 19	FM2-5806-000	A40 - 111
FL2-5861-000	620 - 46	FM2-1252-000	130 - 18	FM2-5825-000	A40 - 80
FL2-5881-000	351 - 1	FM2-1253-000	130 - 19	FM2-5835-000	410 - 33
FL2-5882-000	100 - 10	FM2-1254-000	130 - 20	FM2-5844-000	194 -
FL2-5882-000	100A - 10	FM2-3012-010	810 - 37	FM2-5845-000	400 - 20
FL2-5883-000	100 - 9	FM2-3015-000	105 - 20	FM2-6680-000	420 -
FL2-5885-000	330 - 15	FM2-3018-000	250 -	FM2-6720-000	330 - 2
FL2-5894-020	320 - 100	FM2-3022-000	230 -	FM2-6804-000	410 - 28
FL2-5895-000	350 - 12	FM2-3023-000	192 -	FM2-9629-000	315 -
FL2-5906-000	310 - 41	FM2-3024-000	276 -	FM2-9630-000	265 -
FL2-5981-000	A40 - 73	FM2-3033-000	315 -	FM2-9631-000	100 - 57
FL2-5982-000	A40 - 106	FM2-3040-000	940 - 6	FM2-9634-000	810 - 80
FL2-5986-000	A40 - 118	FM2-3063-000	106 - 11	FM2-9635-000	320 -
FL2-5987-000	A40 - 156	FM2-3069-000	550 -	FM2-9636-000	320 -
FL2-5988-000	A40 - 133	FM2-3073-000	281 -	FM2-9638-000	106 - 16
FL2-5991-000	A40 - 22	FM2-3075-000	106 - 12	FM2-9639-000	931 -
FL2-5993-000	A40 - 139	FM2-3101-000	190 -	FM2-9640-000	640 -
FL2-5995-000	A40 - 74	FM2-3106-000	320 - 53	FM2-9641-000	640 - 19
FL2-5996-000	A40 - 145	FM2-3647-000	941 -	FM2-9642-000	982 -
FL2-5997-000	A10 - 18	FM2-3648-000	941 -	FM2-9647-000	570 -
FL2-6063-000	400 - 17	FM2-3649-000	941 -	FM2-9649-000	140 -
FL2-6287-000	302 - 23	FM2-3661-000	710 - 28	FM2-9652-010	620 -
FL2-6287-000	303 - 23	FM2-3662-000	102 - 10	FM2-9653-000	275 -
FL2-6629-000	A10 - 12	FM2-3750-000	103 - 20	FM2-9656-020	310 -
FL2-6630-000	A40 - 157	FM2-3752-000	101 - 43	FM2-9657-000	312 -
FL2-6631-000	A10 - 34	FM2-3761-000	930 - 2	FM2-9658-000	313 -
FL2-7978-000	400 - 13	FM2-3763-000	101 - 34	FM2-9662-000	250 -

NUMERICAL INDEX

iR5055/5055N/5065/5065N/5075/5075N(Numerical Index)

PARTS NUMBER	FIGURE & KEY NO.	PARTS NUMBER	FIGURE & KEY NO.	PARTS NUMBER	FIGURE & KEY NO.
FM2-9663-000	281 -	FM2-9875-000	107 - 13	FS1-1569-000	275 - 5
FM2-9664-000	263 -	FM2-9877-000	105 - 31	FS1-1569-000	315 - 25
FM2-9665-000	261 -	FM2-9878-000	105 - 31	FS1-1569-000	320 - 68
FM2-9666-000	231 -	FM2-9880-000	101 - 39	FS1-1569-000	A40 - 83
FM2-9671-000	981 -	FM2-9882-000	103 - 8	FS1-2834-000	320 - 47
FM2-9673-000	105 - 31	FM2-9883-000	710 - 46	FS1-9003-020	A40 - 174
FM2-9674-000	106 - 13	FM2-9888-000	106 - 29	FS1-9009-020	810 - 56
FM2-9675-000	105 - 22	FM2-9894-000	982 - 1	FS1-9010-020	102 - 11
FM2-9676-000	931 -	FM2-9895-000	960 - 1	FS1-9076-020	320 - 131
FM2-9678-000	140 -	FM2-9900-000	106 - 28	FS2-0088-000	720 - 11
FM2-9680-000	931 -	FM2-9903-000	360 - 48	FS2-0089-000	720 - 12
FM2-9681-000	265 -	FM2-9905-000	360 - 51	FS2-0090-000	720 - 13
FM2-9682-000	980 -	FM2-9906-000	140 - 11	FS2-0091-000	720 - 14
FM2-9686-000	710 -	FM2-9952-000	A10 - 27	FS2-0441-000	281 - 9
FM2-9688-000	140 -	FM3-0096-000	430 -	FS2-0544-000	313 - 41
FM2-9690-000	320 - 142	FM3-0221-010	900 - 1	FS2-1014-000	620 - 19
FM2-9693-000	710 - 35	FM3-0232-000	900 - 9	FS2-1014-000	640 - 21
FM2-9694-000	191 -	FM3-0370-010	934 -	FS2-1052-000	A40 - 49
FM2-9700-000	710 -	FM3-0371-000	A40 - 168	FS2-1256-000	810 - 57
FM2-9702-000	320 -	FM3-0374-000	A40 - 207	FS2-2001-000	720 - 15
FM2-9703-000	320 -	FM3-0376-000	A40 - 203	FS2-2002-000	720 - 16
FM2-9704-000	130 -	FM3-0378-000	A10 - 33	FS2-2036-020	510 - 14
FM2-9705-000	130 -	FM3-0381-000	A40 - 205	FS2-2058-000	720 - 17
FM2-9708-000	130 -	FM3-0386-000	A40 - 121	FS2-2325-000	810 - 58
FM2-9709-000	260 -	FM3-0391-000	A10 - 36	FS2-2450-000	710 - 48
FM2-9710-000	360 -	FM3-0464-000	410 - 23	FS2-2551-000	580 - 29
FM2-9716-000	580 -	FM3-0465-000	410 - 25	FS2-3488-000	360 - 58
FM2-9718-000	325 -	FM3-0469-000	410 - 7	FS2-6458-000	280 - 9
FM2-9724-000	106 - 25	FM3-0470-000	935 -	FS2-6458-000	281 - 10
FM2-9725-000	105 - 42	FM3-0471-000	943 - 1	FS2-9001-020	320 - 134
FM2-9729-000	710 - 30	FM3-0953-000	103 - 22	FS2-9015-020	710 - 49
FM2-9730-000	710 - 27	FM3-2004-000	400 - 18	FS2-9327-030	105 - 5
FM2-9732-000	900 - 2	FM3-2035-000	A10 - 13	FS3-0081-000	320 - 86
FM2-9733-010	810 -	FM3-2040-000	A40 - 23	FS3-0082-000	320 - 87
FM2-9751-000	130 -	FM3-3497-000	420 - 4	FS3-0167-000	250 - 10
FM2-9752-000	130 -	FM3-4436-000	942 - 1	FS3-2044-000	105 - 4
FM2-9753-000	130 -	FM3-5573-000	320 - 158	FS3-2053-000	810 - 59
FM2-9766-000	810 - 19	FM3-7251-000	303 - 3	FS3-2886-020	710 - 50
FM2-9768-000	130 -	FM4-1132-000	320 - 93	FS3-2887-000	710 - 51
FM2-9769-000	130 -	FM4-4538-000	900 - 7	FS4-0012-000	302 - 25
FM2-9770-000	130 -	FM4-5403-000	320 - 96	FS4-0012-000	303 - 25
FM2-9784-000	303 -	FS1-1401-000	350 - 19	FS4-0145-000	231 - 8
FM2-9785-000	303 -	FS1-1401-000	810 - 55	FS4-0145-000	261 - 3
FM2-9787-000	302 -	FS1-1449-000	320 - 118	FS4-0145-000	263 - 3
FM2-9788-000	302 -	FS1-1449-000	810 - 44	FS4-0160-000	302 - 26
FM2-9789-000	320 - 96	FS1-1462-000	280 - 5	FS4-0160-000	303 - 26
FM2-9832-010	460 -	FS1-1462-000	320 - 43	FS4-2136-000	302 - 27
FM2-9857-000	930 - 1	FS1-1465-000	A40 - 134	FS4-2136-000	303 - 27
FM2-9865-000	140 - 3	FS1-1510-000	276 - 6	FS5-0338-000	310 - 53
FM2-9866-000	140 - 3	FS1-1512-000	310 - 51	FS5-0338-000	312 - 44
FM2-9868-000	950 - 1	FS1-1512-000	312 - 42	FS5-0338-000	313 - 42
FM2-9873-000	106 - 1	FS1-1512-000	313 - 39	FS5-0514-000	231 - 9

NUMERICAL INDEX

iR5055/5055N/5065/5065N/5075/5075N(Numerical Index)

PARTS NUMBER	FIGURE & KEY NO.	PARTS NUMBER	FIGURE & KEY NO.	PARTS NUMBER	FIGURE & KEY NO
FS5-0532-000	300 - 36	FS5-2977-020	320 - 58	FS5-9277-020	320 - 160
FS5-0662-000	231 - 10	FS5-2980-000	351 - 17	FS5-9284-020	351 - 21
FS5-0662-000	263 - 4	FS5-2980-000	360 - 62	FS5-9643-020	104 - 23
FS5-0677-000	281 - 11	FS5-2981-020	320 - 119	FS5-9646-000	104 - 50
FS5-0685-000	250 - 11	FS5-2982-000	351 - 18	FS5-9772-020	410 - 29
FS5-0685-000	265 - 5	FS5-3177-000	316 - 12	FS5-9773-030	410 - 30
FS5-0685-000	281 - 12	FS5-3243-000	360 - 63	FS6-0014-000	280 - 15
FS5-0710-000	315 - 46	FS5-3321-000	281 - 13	FS6-0025-000	320 - 16
FS5-0728-000	230 - 3	FS5-3333-000	310 - 54	FS6-0027-000	640 - 25
FS5-0748-000	231 - 11	FS5-3333-000	312 - 48	FS6-0028-000	640 - 26
FS5-0875-000	231 - 12	FS5-3333-000	313 - 44	FS6-0029-000	640 - 27
FS5-1021-000	620 - 37	FS5-3805-000	230 - 4	FS6-0031-000	640 - 28
FS5-1372-000	350 - 21	FS5-3805-000	260 - 7	FS6-0042-000	320 - 26
FS5-1473-000	710 - 52	FS5-3805-000	281 - 14	FS6-0048-000	310 - 55
FS5-1474-000	320 - 132	FS5-3805-000	320 - 133	FS6-0049-000	310 - 56
FS5-1508-000	312 - 43	FS5-3806-000	360 - 64	FS6-0051-000	310 - 57
FS5-1755-000	320 - 59	FS5-3807-000	250 - 18	FS6-0053-020	310 - 58
FS5-1756-000	710 - 53	FS5-3807-000	280 - 20	FS6-0053-020	312 - 49
FS5-1787-000	104 - 22	FS5-3808-010	265 - 6	FS6-0053-020	313 - 45
FS5-2322-000	105 - 10	FS5-3810-000	265 - 7	FS6-0056-000	260 - 9
FS5-2323-020	105 - 11	FS5-6150-000	320 - 103	FS6-0056-000	310 - 59
FS5-2328-000	300 - 24	FS5-6322-000	325 - 31	FS6-0056-000	312 - 50
FS5-2650-000	300 - 37	FS5-6327-000	350 - 24	FS6-0056-000	313 - 46
FS5-2901-000	620 - 18	FS5-6328-000	250 - 25	FS6-0064-000	280 - 17
FS5-2906-000	325 - 30	FS5-6487-000	230 - 5	FS6-0065-020	261 - 4
FS5-2911-000	312 - 45	FS5-6487-000	260 - 8	FS6-0070-000	250 - 12
FS5-2913-000	310 - 77	FS5-6487-000	265 - 8	FS6-0076-020	250 - 26
FS5-2913-000	312 - 46	FS5-6487-000	310 - 85	FS6-0081-000	320 - 136
FS5-2914-000	312 - 47	FS5-6487-000	320 - 112	FS6-0084-000	250 - 24
FS5-2915-020	312 - 62	FS5-6487-000	360 - 65	FS6-0091-000	250 - 13
FS5-2919-000	313 - 43	FS5-6488-000	360 - 66	FS6-0091-000	360 - 67
FS5-2921-000	100 - 21	FS5-7128-020	105 - 13	FS6-0103-000	810 - 63
FS5-2921-000	100A - 21	FS5-8618-000	300 - 28	FS6-0104-000	810 - 64
FS5-2921-000	315 - 35	FS5-8618-000	302 - 41	FS6-0105-000	810 - 65
FS5-2922-000	100 - 22	FS5-8618-000	303 - 41	FS6-0106-000	810 - 66
FS5-2922-000	100A - 22	FS5-8619-000	300 - 16	FS6-0107-000	810 - 67
FS5-2925-000	260 - 6	FS5-8623-000	102 - 3	FS6-0115-000	550 - 15
FS5-2931-000	360 - 60	FS5-8623-000	103 - 24	FS6-0115-000	570 - 4
FS5-2933-000	360 - 61	FS5-8623-000	900 - 10	FS6-0115-000	580 - 30
FS5-2939-000	810 - 60	FS5-9162-020	320 - 95	FS6-0120-000	710 - 55
FS5-2940-000	810 - 61	FS5-9162-020	810 - 62	FS6-0122-000	710 - 57
FS5-2943-000	320 - 79	FS5-9166-020	101 - 9	FS6-0127-000	250 - 23
FS5-2944-000	351 - 16	FS5-9215-000	103 - 17	FS6-0134-000	810 - 36
FS5-2946-000	350 - 22	FS5-9216-020	101 - 10	FS6-0136-000	710 - 61
FS5-2947-000	320 - 75	FS5-9216-020	302 - 28	FS6-0137-000	710 - 62
FS5-2953-020	350 - 23	FS5-9216-020	303 - 28	FS6-0138-000	710 - 63
FS5-2958-000	101 - 8	FS5-9217-010	320 - 12	FS6-0538-000	315 - 36
FS5-2958-000	320 - 35	FS5-9222-000	215 - 7	FS6-0557-000	360 - 46
FS5-2959-000	250 - 22	FS5-9227-020	410 - 19	FS6-0857-000	640 - 29
FS5-2967-000	320 - 90	FS5-9227-020	A40 - 159	FS6-0859-000	710 - 64
FS5-2970-000	320 - 41	FS5-9274-020	102 - 30	FS6-0860-000	710 - 65
FS5-2976-000	320 - 67	FS5-9277-020	215 - 8	FS6-0862-000	710 - 66

NUMERICAL INDEX

iR5055/5055N/5065/5065N/5075/5075N(Numerical Index)

PARTS NUMBER	FIGURE & KEY NO.	PARTS NUMBER	FIGURE & KEY NO.	PARTS NUMBER	FIGURE & KEY NO
FS6-0890-000	640 - 24	FS7-2326-000	100A - 24	FU5-2244-000	A40 - 66
FS6-0891-000	640 - 8	FS7-2327-000	315 - 42	FU5-2245-000	A40 - 30
FS6-2001-000	102 - 20	FS7-2328-000	315 - 43	FU5-2247-000	A40 - 179
FS6-2667-000	300 - 47	FS7-2329-000	315 - 44	FU5-2249-000	A40 - 150
FS6-2668-020	310 - 60	FS7-2330-000	102 - 28	FU5-2250-000	A12 - 12
FS6-2669-000	310 - 61	FS7-2331-000	312 - 53	FU5-2251-000	A40 - 31
FS6-2670-000	310 - 62	FS7-2332-000	310 - 79	FU5-3526-000	A40 - 125
FS6-2678-030	310 - 63	FS7-2333-000	360 - 70	FU5-3527-000	A40 - 180
FS6-2678-030	312 - 51	FS7-2334-000	360 - 71	FU5-3528-000	A40 - 181
FS6-2678-030	313 - 40	FS7-2335-000	360 - 72	FU5-3529-000	A40 - 182
FS6-2691-030	300 - 38	FS7-2338-000	280 - 19	FU5-3530-000	A40 - 183
FS6-2692-000	300 - 39	FS7-2339-000	350 - 16	FU5-3531-000	A40 - 184
FS6-2693-000	300 - 40	FS7-2340-000	320 - 64	FU5-3532-000	A40 - 185
FS6-2694-000	300 - 25	FS7-2341-000	101 - 33	FU5-3533-000	A40 - 186
FS6-2740-000	104 - 24	FS7-2344-000	280 - 14	FU5-3534-000	A40 - 152
FS6-2742-000	310 - 64	FS7-2994-000	720 - 7	FU5-3544-000	265 - 6
FS6-2746-000	104 - 25	FS7-2995-000	720 - 8	FU5-4170-000	320 - 163
FS6-2773-020	360 - 68	FS7-2997-000	281 - 18	FU5-6073-000	A40 - 76
FS6-2826-000	100 - 36	FS7-2998-000	281 - 19	FU5-6074-000	A12 - 17
FS6-2826-000	100A - 36	FS7-2999-000	281 - 20	FU5-6075-000	A12 - 14
FS6-2832-000	360 - 69	FS7-5988-000	231 - 14	FU5-6076-000	A40 - 167
FS6-4243-020	300 - 48	FS7-8107-000	900 - 4	FU5-6077-000	A40 - 84
FS6-8399-000	710 - 69	FS7-8143-020	900 - 6	FU5-6078-000	A40 - 100
FS6-8704-000	360 - 89	FU5-0199-000	276 - 7	FU5-6079-000	A12 - 15
FS6-8822-000	101 - 11	FU5-0269-000	620 - 38	FU5-6080-000	A40 - 101
FS6-8982-000	300 - 54	FU5-0270-000	275 - 2	FU5-6686-000	A40 - 126
FS6-8992-000	620 - 42	FU5-0270-000	620 - 20	FU5-6687-000	A40 - 25
FS6-8993-000	710 - 80	FU5-0271-000	275 - 3	FU5-8088-000	620 - 40
FS7-0640-000	230 - 6	FU5-0273-000	276 - 8	FU5-8104-000	100 - 56
FS7-0640-000	231 - 13	FU5-0276-000	620 - 21	FU5-8555-000	620 - 27
FS7-0641-000	102 - 17	FU5-0329-000	A40 - 114	FU5-8556-000	316 - 13
FS7-0641-000	230 - 7	FU5-0330-000	A40 - 115	FU5-8557-000	316 - 13
FS7-0645-000	250 - 5	FU5-0333-000	A40 - 175	FU5-8558-000	316 - 13
FS7-0647-000	315 - 37	FU5-0339-000	A40 - 176	FU5-8559-000	316 - 13
FS7-0648-000	315 - 38	FU5-0340-000	A40 - 177	FU5-8560-000	100A - 56
FS7-0649-000	315 - 39	FU5-0341-000	A40 - 99	FU5-8564-000	300 - 55
FS7-0650-000	315 - 40	FU5-0342-000	A11 - 12	FU5-8657-000	360 - 95
FS7-0651-000	315 - 41	FU5-0343-000	A40 - 65	FU5-8701-000	400 - 32
FS7-0652-000	310 - 66	FU5-0344-000	A40 - 50	FU5-8702-000	400 - 32
FS7-0652-000	312 - 52	FU5-0345-000	A40 - 48	FU5-8703-000	400 - 32
FS7-0653-000	261 - 5	FU5-0346-000	A40 - 178	FU5-8704-000	400 - 32
FS7-0656-000	281 - 15	FU5-1468-000	810 - 33	FU5-8845-000	400 - 25
FS7-0657-000	281 - 16	FU5-1469-000	351 - 15	FU5-8847-000	400 - 25
FS7-0660-020	320 - 114	FU5-1469-000	360 - 59	FU5-8849-000	400 - 25
FS7-0665-000	320 - 111	FU5-2105-000	A40 - 124	FU5-8851-000	400 - 25
FS7-0667-000	281 - 17	FU5-2175-000	320 - 130	FU5-8854-000	400 - 32
FS7-2319-000	350 - 20	FU5-2234-000	A12 - 9	FU5-9167-000	400 - 28
FS7-2320-000	230 - 11	FU5-2235-020	A10 - 21	FU5-9168-000	400 - 31
FS7-2321-000	315 - 47	FU5-2236-000	A12 - 11	FU5-9350-000	620 - 28
FS7-2325-000	100 - 23	FU5-2237-000	A40 - 88	FU5-9352-000	100A - 55
FS7-2325-000	100A - 23	FU5-2238-000	A40 - 119	FU6-0728-000	275 - 6
FS7-2326-000	100 - 24	FU5-2240-000	A40 - 108	FU6-0729-000	275 - 7

NUMERICAL INDEX

iR5055/5055N/5065/5065N/5075/5075N(Numerical Index)

PARTS NUMBER	FIGURE & KEY NO.	PARTS NUMBER	FIGURE & KEY NO.	PARTS NUMBER	FIGURE & KEY NO
FU6-0731-000	275 - 8	FU7-0520-000	315 - 36	VS1-7173-015	313 - 47
FU6-0732-000	640 - 22	FU7-0521-000	315 - 41	VS1-7173-016	941 - 3
FU6-0733-000	640 - 23	FU7-0522-000	265 - 4	VS1-7173-016	A10 - 16
FU6-0734-000	810 - 32	FU7-0523-000	275 - 4	VS1-7177-002	101 - 35
FU6-0738-000	320 - 102	FU7-0525-000	810 - 34	VS1-7177-002	103 - 3
FU6-0741-000	320 - 110	FU7-0526-000	710 - 54	VS1-7177-002	105 - 19
FU6-0742-000	320 - 147	FU7-0527-000	710 - 56	VS1-7177-002	106 - 2
FU6-0743-000	810 - 35	FU7-0528-000	710 - 58	VS1-7177-002	140 - 4
FU6-1093-000	320 - 152	FY1-0883-000	550 - 16	VS1-7177-002	310 - 52
FU6-2106-000	620 - 22	FY1-1157-000	810 - 7	VS1-7177-002	315 - 26
FU6-2107-000	810 - 28	NPN	001 -	VS1-7177-002	320 - 144
FU6-2108-000	302 - 43	NPN	100 -	VS1-7177-002	325 - 41
FU6-2108-000	303 - 44	NPN	100A -	VS1-7177-002	360 - 92
FU6-2109-000	302 - 9	NPN	101 -	VS1-7177-002	550 - 18
FU6-2109-000	303 - 9	NPN	102 -	VS1-7177-002	580 - 33
FU6-2110-000	302 - 21	NPN	103 -	VS1-7177-002	620 - 43
FU6-2110-000	303 - 45	NPN	104 -	VS1-7177-002	710 - 71
FU6-2111-000	570 - 21	NPN	105 -	VS1-7177-003	101 - 40
FU6-2736-000	A40 - 198	NPN	106 -	VS1-7177-003	102 - 19
FU6-2737-000	A40 - 187	NPN	107 -	VS1-7177-003	103 - 15
FU6-2738-000	A40 - 188	NPN	215 -	VS1-7177-003	104 - 21
FU6-2739-000	A40 - 140	NPN	300 -	VS1-7177-003	105 - 15
FU6-2740-000	A40 - 109	NPN	305 -	VS1-7177-003	106 - 19
FU6-2741-000	A40 - 102	NPN	400 -	VS1-7177-003	190 - 8
FU6-2742-000	A40 - 103	NPN	410 -	VS1-7177-003	191 - 6
FU6-2743-000	A40 - 189	NPN	510 -	VS1-7177-003	315 - 27
FU6-2744-000	A40 - 77	NPN	900 -	VS1-7177-003	320 - 122
FU6-2745-000	A40 - 141	NPN	930 -	VS1-7177-003	360 - 90
FU6-2771-000	410 - 31	NPN	940 -	VS1-7177-003	710 - 75
FU6-2772-000	410 - 32	NPN	942 -	VS1-7177-003	930 - 3
FU6-2858-000	320 - 92	NPN	943 -	VS1-7177-003	A11 - 16
FU6-2859-000	710 - 74	NPN	950 -	VS1-7177-003	A40 - 149
FU6-2860-000	620 - 1	NPN	960 -	VS1-7177-004	101 - 41
FU6-2898-000	A40 - 190	NPN	A10 -	VS1-7177-004	105 - 7
FU6-2899-000	A12 - 26	NPN	A40 -	VS1-7177-004	106 - 23
FU6-2900-000	A12 - 10	RH3-5016-000	980 - T4503	VS1-7177-004	320 - 155
FU6-8127-000	400 - 2	RH3-5016-000	981 - T4503	VS1-7177-004	360 - 94
FU6-8128-000	400 - 2	RS5-1308-000	275 - 9	VS1-7177-005	101 - 42
FU6-8129-000	400 - 2	VD7-2894-001	931 - FU2051	VS1-7177-005	106 - 20
FU6-8130-000	400 - 2	VD7-2944-001	931 - FU2051	VS1-7177-005	140 - 5
FU6-8131-000	400 - 5	VS1-7164-018	106 - 21	VS1-7177-005	360 - 93
FU6-8132-000	400 - 5	VS1-7164-018	312 - 56	VS1-7177-005	620 - 45
FU6-8133-000	400 - 5	VS1-7164-024	A10 - 14	VS1-7177-006	106 - 24
FU6-8175-000	400 - 26	VS1-7164-024	A40 - 170	VS1-7177-006	107 - 8
FU6-8176-000	400 - 26	VS1-7164-036	130 - 23	VS1-7177-006	140 - 6
FU6-8177-000	400 - 26	VS1-7173-002	280 - 21	VS1-7177-006	232 - 6
FU6-8178-000	400 - 26	VS1-7173-003	A40 - 75	VS1-7177-006	320 - 157
FU7-0470-000	A40 - 153	VS1-7173-006	A10 - 15	VS1-7177-006	360 - 74
FU7-0472-000	A40 - 154	VS1-7173-008	103 - 23	VS1-7177-006	A11 - 15
FU7-0473-000	A40 - 191	VS1-7173-008	941 - 2	VS1-7177-007	325 - 40
FU7-0514-000	A40 - 192	VS1-7173-009	106 - 22	VS1-7177-008	107 - 11
FU7-0515-000	A40 - 107	VS1-7173-010	106 - 7	VS1-7177-008	320 - 145

NUMERICAL INDEX

iR5055/5055N/5065/5065N/5075/5075N(Numerical Index)

PARTS NUMBER	FIGURE & KEY NO.	PARTS NUMBER	FIGURE & KEY NO.	PARTS NUMBER	FIGURE & KEY NO
VS1-7177-009	360 - 91	XA9-0626-000	320 - 121	XA9-1788-000	104 - 49
VS1-7177-010	320 - 156	XA9-0626-000	350 - 25	XA9-1964-000	300 - 60
VS1-7177-012	620 - 44	XA9-0626-000	351 - 27	XD9-0067-000	810 - 70
WC1-5179-000	140 - 8	XA9-0628-000	102 - 16	XD9-0104-000	302 - 35
WC4-5125-000	101 - 36	XA9-0628-000	104 - 48	XD9-0104-000	303 - 35
WE8-5496-000	106 - 26	XA9-0628-000	230 - 8	XD9-0133-000	232 - 5
WE8-5496-000	107 - 14	XA9-0628-000	231 - 15	XD9-0133-000	310 - 76
WE8-5731-000	103 - 28	XA9-0628-000	232 - 8	XD9-0133-000	312 - 65
WE8-5765-000	140 - 9	XA9-0628-000	261 - 6	XD9-0133-000	313 - 54
WE8-5929-000	103 - 27	XA9-0628-000	280 - 10	XD9-0133-000	320 - 115
WE8-6262-000	107 - 9	XA9-0628-000	351 - 28	XD9-0133-000	350 - 26
WG8-5593-000	A11 - 10	XA9-0629-000	100 - 38	XD9-0133-000	351 - 26
WG8-5593-000	A40 - 37	XA9-0629-000	100A - 38	XD9-0134-000	280 - 23
WG8-5848-000	810 - 76	XA9-0630-000	325 - 39	XD9-0134-000	310 - 78
WK1-5148-000	900 - BAT100	XA9-0633-000	310 - 71	XD9-0134-000	312 - 66
	1	XA9-0633-000	312 - 57	XD9-0134-000	313 - 51
WP2-5200-000	101 - 17	XA9-0633-000	325 - 38	XD9-0134-000	315 - 48
WS3-5610-000	140 - 17	XA9-0642-000	351 - 25	XD9-0134-000	320 - 71
WS3-5613-000	140 - 18	XA9-0685-000	302 - 42	XD9-0134-000	810 - 71
WT1-5480-000	140 - 19	XA9-0685-000	303 - 43	XD9-0135-000	104 - 17
X71-9310-000	280 - 6	XA9-0685-000	360 - 73	XD9-0135-000	230 - 12
X71-9310-000	640 - 16	XA9-0721-010	103 - 18	XD9-0135-000	302 - 34
XA9-0034-000	580 - 34	XA9-0721-010	302 - 33	XD9-0135-000	303 - 34
XA9-0189-000	190 - 7	XA9-0721-010	303 - 33	XD9-0135-000	315 - 49
XA9-0207-000	250 - 7	XA9-0721-010	325 - 33	XD9-0135-000	325 - 22
XA9-0207-000	320 - 135	XA9-0732-010	360 - 84	XD9-0135-000	360 - 86
XA9-0228-000	550 - 19	XA9-0774-000	107 - 10	XD9-0136-000	105 - 14
XA9-0228-000	580 - 35	XA9-0780-000	100 - 55	XD9-0136-000	250 - 1
XA9-0249-000	810 - 68	XA9-0780-000	100A - 57	XD9-0136-000	280 - 24
XA9-0265-010	310 - 67	XA9-0870-000	100 - 25	XD9-0136-000	281 - 21
XA9-0265-010	312 - 54	XA9-0870-000	100A - 25	XD9-0136-000	300 - 49
XA9-0265-010	410 - 24	XA9-0870-000	315 - 45	XD9-0136-000	310 - 80
XA9-0271-000	325 - 36	XA9-0874-000	400 - 29	XD9-0136-000	312 - 67
XA9-0425-030	430 - 5	XA9-0944-000	280 - 22	XD9-0136-000	313 - 52
XA9-0446-000	320 - 137	XA9-0944-000	320 - 138	XD9-0136-000	315 - 50
XA9-0465-000	900 - 8	XA9-0949-000	320 - 143	XD9-0136-000	320 - 72
XA9-0591-000	191 - 3	XA9-1013-000	300 - 42	XD9-0136-000	350 - 27
XA9-0591-000	280 - 7	XA9-1031-000	A10 - 26	XD9-0136-000	360 - 87
XA9-0591-000	300 - 41	XA9-1031-000	A12 - 27	XD9-0136-000	810 - 72
XA9-0591-000	310 - 68	XA9-1031-000	A40 - 51	XD9-0137-010	102 - 29
XA9-0596-000	104 - 28	XA9-1090-000	710 - 81	XD9-0137-010	104 - 26
XA9-0605-000	100 - 12	XA9-1116-030	900 - 3	XD9-0137-010	105 - 38
XA9-0605-000	100A - 12	XA9-1116-030	950 - 2	XD9-0137-010	230 - 13
XA9-0605-000	191 - 5	XA9-1331-000	104 - 14	XD9-0137-010	231 - 16
XA9-0605-000	300 - 44	XA9-1415-000	410 - 5	XD9-0137-010	250 - 27
XA9-0605-000	310 - 69	XA9-1521-000	400 - 27	XD9-0137-010	260 - 11
XA9-0605-000	312 - 55	XA9-1521-000	410 - 20	XD9-0137-010	261 - 7
XA9-0605-000	320 - 13	XA9-1565-000	101 - 20	XD9-0137-010	265 - 11
XA9-0605-000	360 - 83	XA9-1659-000	105 - 24	XD9-0137-010	280 - 1
XA9-0615-000	100 - 51	XA9-1659-000	310 - 84	XD9-0137-010	281 - 22
XA9-0615-000	100A - 51	XA9-1659-000	320 - 109	XD9-0137-010	302 - 36
XA9-0624-000	105 - 35	XA9-1659-000	360 - 85	XD9-0137-010	303 - 36

NUMERICAL INDEX

iR5055/5055N/5065/5065N/5075/5075N(Numerical Index)

PARTS NUMBER	FIGURE & KEY NO.	PARTS NUMBER	FIGURE & KEY NO.	PARTS NUMBER	FIGURE & KEY NO
XD9-0137-010	310 - 81	XG9-0403-000	310 - 73		
XD9-0137-010	312 - 68	XG9-0403-000	320 - 116		
XD9-0137-010	313 - 53	XG9-0407-000	310 - 74		
XD9-0137-010	315 - 51	XG9-0407-000	312 - 61		
XD9-0137-010	320 - 99	XG9-0407-000	313 - 49		
XD9-0137-010	325 - 2	XG9-0420-000	360 - 76		
XD9-0137-010	360 - 88	XG9-0508-000	410 - 2		
XD9-0137-010	810 - 69	XG9-0545-000	360 - 75		
XD9-0234-000	263 - 6	XG9-0548-000	640 - 1		
XF2-1103-760	A40 - 117	XG9-0549-000	320 - 154		
XF2-1106-540	A40 - 116	XG9-0550-000	280 - 12		
XF2-1113-380	A40 - 160	XG9-0563-000	810 - 27		
XF2-1116-180	A40 - 169	XG9-0662-000	325 - 32		
XF2-1604-360	A40 - 193	XG9-0664-000	250 - 16		
XF2-1604-740	A40 - 172	XG9-0664-000	710 - 67		
XF2-1606-140	A40 - 67	XG9-0694-000	250 - 17		
XF2-1606-660	A40 - 194	XZ9-0409-020	107 - 6		
XF2-1607-240	A40 - 195	XZ9-0564-000	300 - 51		
XF2-1607-640	360 - 81	XZ9-0603-000	100 - 26		
XF2-1607-940	A40 - 196	XZ9-0603-000	100A - 26		
XF2-1608-560	A40 - 52	XZ9-0603-000	620 - 39		
XF2-1609-440	106 - 3				
XF2-1610-010	360 - 80				
XF2-1610-760	A40 - 122				
XF2-1611-040	265 - 10				
XF2-1612-840	320 - 101				
XF2-1823-360	105 - 17				
XF2-4610-840	410 - 1				
XF9-0358-000	A40 - 171				
XF9-0393-000	316 - 14				
XF9-0514-000	A40 - 127				
XF9-0525-000	310 - 72				
XF9-0525-000	312 - 58				
XF9-0525-000	313 - 48				
XF9-0759-000	265 - 10				
XG2-8012-355	325 - 35				
XG9-0013-000	281 - 23				
XG9-0111-000	620 - 23				
XG9-0111-000	710 - 72				
XG9-0192-000	360 - 78				
XG9-0211-000	260 - 12				
XG9-0211-000	320 - 128				
XG9-0211-000	360 - 77				
XG9-0237-000	A40 - 173				
XG9-0250-000	281 - 7				
XG9-0250-000	312 - 59				
XG9-0298-000	250 - 15				
XG9-0333-000	640 - 30				
XG9-0346-000	710 - 68				
XG9-0403-000	230 - 9				
XG9-0403-000	231 - 17				
XG9-0403-000	265 - 9				

iR5055/5055N/5065/5065N/5075/ 5075N(Parts Catalog)

iR5055 V2

100V	F15-4013-000	CJJ
230V	F15-4043-000	CJQ
120V TW	F15-4053-000	CJP
230V CN	F15-4063-000	CJU
230V AU	F15-4083-000	CJR
230V EUR	F15-4093-000	ABW
100V	F15-5013-000	DYW
230V	F15-5043-000	CYC
120V TW	F15-5053-000	DYX
230V CN	F15-5063-000	CYE
230V AU	F15-5083-000	CYD
230V EUR	F15-5093-000	DJN

iR5055

100V	F14-9813-000	MAQ
230V	F14-9843-000	MAU
120V TW	F14-9853-000	MAT
230V CN	F14-9863-000	MAW
230V AU	F14-9883-000	MAV
230V EUR	F14-9893-000	AAZ

imageRUNNER 5055 V2

120V UL	F15-4033-000	CJK
----------------	---------------------	------------

120V UL	F15-4033-000	DRT
120V UL	F15-5033-000	CXT

imageRUNNER 5055

120V UL	F14-9833-000	MAS
---------	--------------	-----

iR5055N V2

100V	F15-4017-000	CKE
230V EUR	F15-4097-000	ABZ
100V	F15-5017-000	DYY
230V EUR	F15-5097-000	DJR

iR5055N

100V	F14-9817-000	MBB
230V EUR	F14-9897-000	ABD

iR5065 V2

100V	F15-4022-000	CHU
230V	F15-4042-000	CHZ
120V TW	F15-4052-000	CHW
230V CN	F15-4062-000	CJD
230V AU	F15-4082-000	CJA
230V EUR	F15-4092-000	ABV
100V	F15-5022-000	DYS
230V	F15-5042-000	CXQ
120V TW	F15-5052-000	DYT
230V CN	F15-5062-000	CXS
230V AU	F15-5082-000	CXR

230V EUR	F15-5092-000	DJL
-----------------	---------------------	------------

iR5065

100V	F14-9822-000	TVU
230V	F14-9842-000	TVY
120V TW	F14-9852-000	TVX
230V CN	F14-9862-000	MAA
230V AU	F14-9882-000	TVZ
230V EUR	F14-9892-000	AAV

imageRUNNER 5065 V2

120V UL	F15-4032-000	CHV
120V UL	F15-4032-000	DRS
120V UL	F15-5032-000	CXG

imageRUNNER 5065

120V UL	F14-9832-000	TVW
----------------	---------------------	------------

iR5065N V2

100V	F15-4016-000	CKC
230V KR	F15-4076-000	CKD
230V EUR	F15-4096-000	ABY
100V	F15-5016-000	DYV
230V KR	F15-5076-000	CYJ
230V EUR	F15-5096-000	DJQ

iR5065N

100V	F14-9816-000	MAZ
230V KR	F14-9876-000	MBA
230V EUR	F14-9896-000	ABC

iR5075 V2

230V EUR	F15-4019-000	ABU
230V	F15-4041-000	CHN
120V TW	F15-4051-000	CHM
230V CN	F15-4061-000	CHQ
230V AU	F15-4081-000	CHP
230V EUR	F15-5019-000	DJD
230V	F15-5041-000	CXD
120V TW	F15-5051-000	DYQ
230V CN	F15-5061-000	CXF
230V AU	F15-5081-000	CXE

iR5075

230V EUR	F14-9819-000	AAU
230V	F14-9841-000	TVR
120V TW	F14-9851-000	TVQ
230V CN	F14-9861-000	TVT
230V AU	F14-9881-000	TVS

imageRUNNER 5075 V2

120V UL	F15-4012-000	CHL
120V UL	F15-4012-000	DRR
120V UL	F15-5012-000	CXA

imageRUNNER 5075

120V UL	F14-9812-000	TVP
----------------	---------------------	------------

iR5075N V2

100V	F15-4015-000	CJZ
-------------	---------------------	------------

230V KR	F15-4075-000	CKA
----------------	---------------------	------------

230V EUR	F15-4095-000	ABX
-----------------	---------------------	------------

100V	F15-5015-000	DYR
-------------	---------------------	------------

230V KR	F15-5075-000	CYG
----------------	---------------------	------------

230V EUR	F15-5095-000	DJP
-----------------	---------------------	------------

iR5075N

100V	F14-9815-000	MAX
-------------	---------------------	------------

230V KR	F14-9875-000	MAY
----------------	---------------------	------------

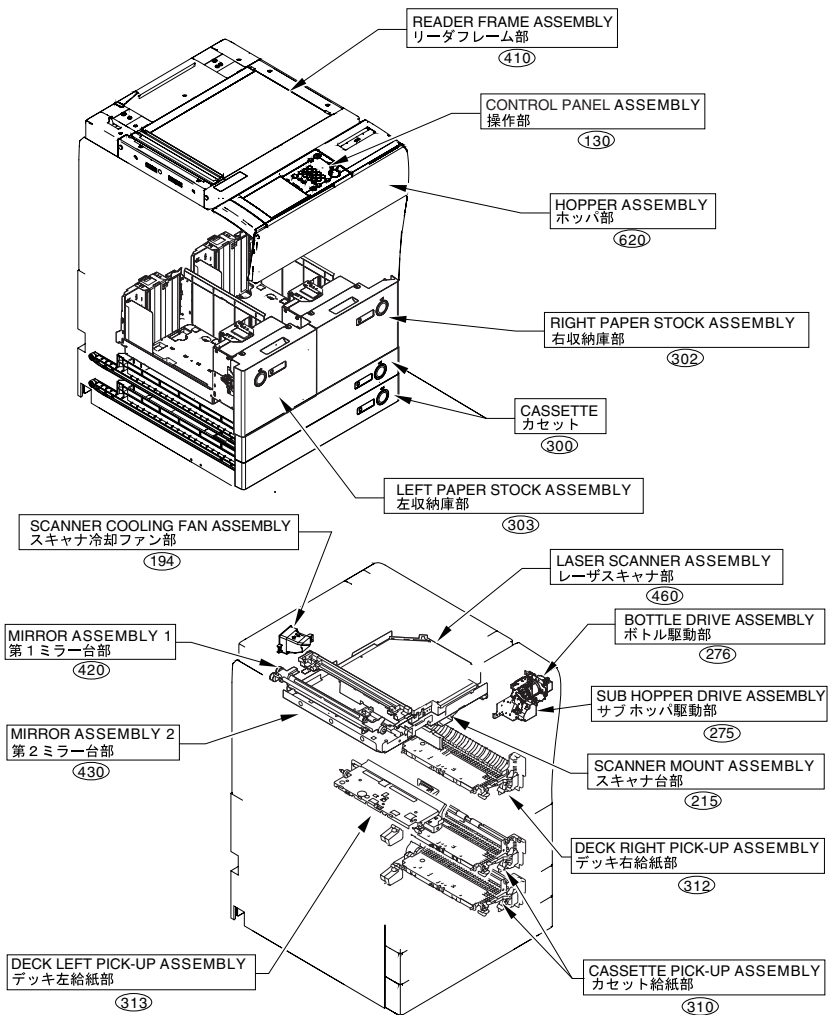
230V EUR	F14-9895-000	ABB
-----------------	---------------------	------------

Contents

A	ASSEMBLY LOCATION DIAGRAM	2-1
001	ACCESSORIES	2-8
100	EXTERNAL COVERS, PANELS, ETC.(100V).....	2-11
100A	EXTERNAL COVERS, PANELS, ETC.(120V/230V)	2-15
101	MACHINE FRONT PLATE.....	2-19
102	INTERNAL COMPONENTS 1	2-22
103	INTERNAL COMPONENTS 2	2-24
104	INTERNAL COMPONENTS 3	2-26
105	MACHINE REAR PLATE 1	2-29
106	MACHINE REAR PLATE 2	2-32
107	MACHINE BOTTOM PLATE.....	2-35
130	CONTROL PANEL ASSEMBLY	2-37
140	POWER CORD TERMINAL ASSEMBLY	2-40
190	MACHINE EXHAUST FAN ASSEMBLY	2-42
191	PRIMARY FAN DUCT ASSEMBLY	2-44
192	PAPER FEEDER FAN DUCT ASSEMBLY.....	2-45
194	SCANNER COOLING FAN ASSEMBLY	2-46
215	SCANNER MOUNT ASSEMBLY.....	2-47
230	VERTICAL PATH DRIVE ASSEMBLY	2-49
231	VERTICAL PATH DUPLEXING FEED DRIVE ASSEMBLY	2-50
232	LIFTER DRIVE ASSEMBLY	2-52
250	MAIN DRIVE ASSEMBLY.....	2-54
260	PRE-REGIST DRIVE ASSEMBLY.....	2-56
261	CASSETTE PICK-UP DRIVE ASSEMBLY	2-58
263	LEFT PICK-UP DRIVE ASSEMBLY	2-59
265	DUPLEXING FEED DRIVE ASSEMBLY	2-60
275	SUB HOPPER DRIVE ASSEMBLY	2-62
276	BOTTLE DRIVE ASSEMBLY.....	2-64
280	WASTE TONER ASSEMBLY	2-65
281	MAIN MOTOR DRIVE ASSEMBLY	2-67
300	CASSETTE	2-69
302	RIGHT PAPER STOCK ASSEMBLY	2-72
303	LEFT PAPER STOCK ASSEMBLY	2-75
305	CASSETTE HEATER ASSEMBLY(100V/230V CN).....	2-78
310	CASSETTE PICK-UP ASSEMBLY	2-79
312	DECK RIGHT PICK-UP ASSEMBLY	2-83
313	DECK LEFT PICK-UP ASSEMBLY	2-87
315	MULTI FEED ASSEMBLY	2-90
316	MULTI FEEDER TRAY ASSEMBLY.....	2-94
320	FIXING/FEEDER FRAME ASSEMBLY	2-96
325	REGISTRATION/TRANSFER ASSEMBLY	2-105
330	FEEDER ASSEMBLY	2-108
350	INTERNAL DELIVERY UPPER ASSEMBLY.....	2-110
351	EXTERNAL DELIVERY UPPER ASSEMBLY	2-112
360	DUPLEXING FEEDER ASSEMBLY	2-114

400	READER/ADF ASSEMBLY	2-121
410	READER FRAME ASSEMBLY	2-124
420	MIRROR ASSEMBLY 1	2-128
430	MIRROR ASSEMBLY 2	2-130
460	LASER SCANNER ASSEMBLY	2-132
510	PHOTO-SENSITIVE DRUM ASSEMBLY	2-133
550	PRIMARY CORONA ASSEMBLY	2-135
570	PRE-TRANSFER CORONA ASSEMBLY	2-137
580	TRANSFER/SEPARATE CORONA ASSEMBLY	2-139
620	HOPPER ASSEMBLY	2-142
640	DEVELOPING ASSEMBLY	2-145
710	AP KIT ASSEMBLY	2-147
720	SEPARATION CLAW DRIVE ASSEMBLY	2-152
810	FIXING ASSEMBLY.....	2-154
900	CONTROLLER BOX ASSEMBLY	2-158
925	CONTROL PANEL INVERTER PCB ASSEMBLY.....	2-160
930	DC CONTROLLER PCB ASSEMBLY	2-161
931	AC DRIVER PCB ASSEMBLY.....	2-162
933	ANTI-RUSH CURRENT PCB ASSEMBLY	2-163
934	ADF CONTROLLER PCB ASSEMBLY	2-164
935	READER CONTROLLER PCB ASSEMBLY	2-165
940	IH POWER/POTENTIAL SENSOR PCB ASSEMBLY	2-166
941	FIXING HEATER PS PCB ASSEMBLY	2-168
942	MEMORY PCB ASSEMBLY	2-169
943	INTERFACE PCB ASSEMBLY	2-170
950	IMAGE CONVERSION PCB ASSEMBLY	2-171
960	MOTOR DRIVER PCB ASSEMBLY	2-173
980	H.V. TRANSFORMER PCB ASSEMBLY(iR5055/5055N/5065/5065N).....	2-174
981	DC H.V. TRANSFORMER PCB ASSEMBLY(iR5075/5075N).....	2-175
982	AC H.V. TRANSFORMER PCB ASSEMBLY(iR5075/5075N).....	2-176
A10	ADF ASSEMBLY	2-177
A11	DOCUMENT TRAY ASSEMBLY	2-181
A12	OPEN/CLOSE PANEL ASSEMBLY	2-183
A40	ADF PAPER FEEDER ASSEMBLY.....	2-185
ZZA	MECHANICAL STANDARD PARTS (HOW TO USE)	2-196
ZZB	MECHANICAL STANDARD PARTS (SCREWS).....	2-197
ZZC	MECHANICAL STANDARD PARTS (BOLTS).....	2-204
ZZD	MECHANICAL STANDARD PARTS (NUTS).....	2-205
ZZE	MECHANICAL STANDARD PARTS (WASHERS)	2-206
ZZF	MECHANICAL STANDARD PARTS (RETAINING RINGS)	2-209
ZZG	MECHANICAL STANDARD PARTS (PINS).....	2-212
ZZH	MECHANICAL STANDARD PARTS (SPACERS)	2-213

FIGURE A ASSEMBLY LOCATION DIAGRAM



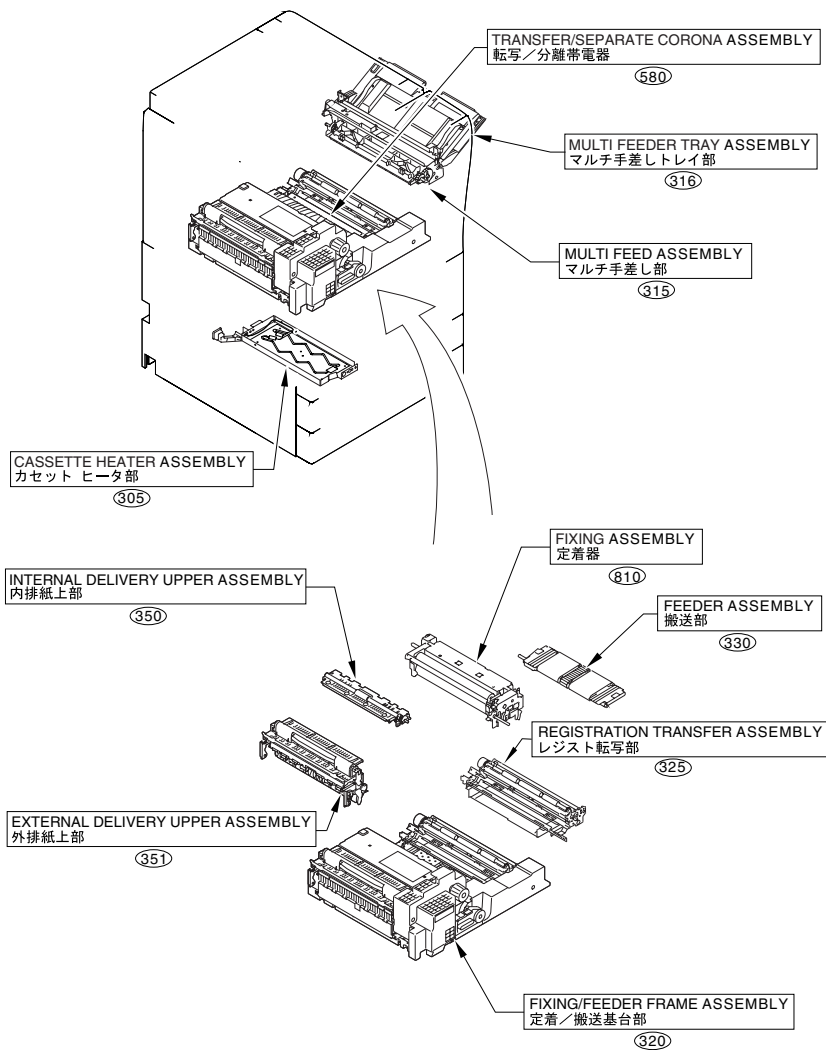
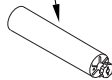


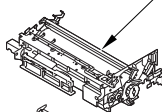
PHOTO-SENSITIVE DRUM ASSEMBLY
感光ドラム部

(510)



AP KIT ASSEMBLY
A Pキット部

(710)



PRE-TRANSFER CORONA ASSEMBLY
転写前帯電器

(570)



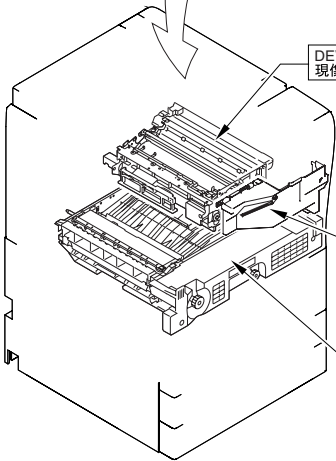
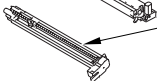
SEPARATION CLAW DRIVE ASSEMBLY
分離爪駆動部

(720)



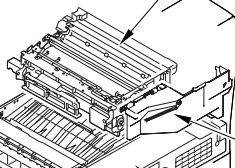
PRIMARY CORONA ASSEMBLY
1次帯電器

(550)



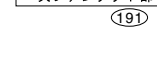
DEVELOPING ASSEMBLY
現像器

(640)



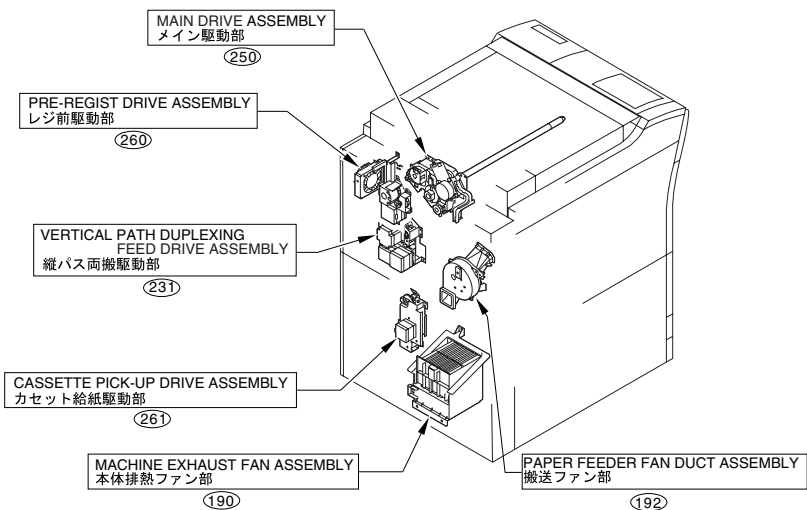
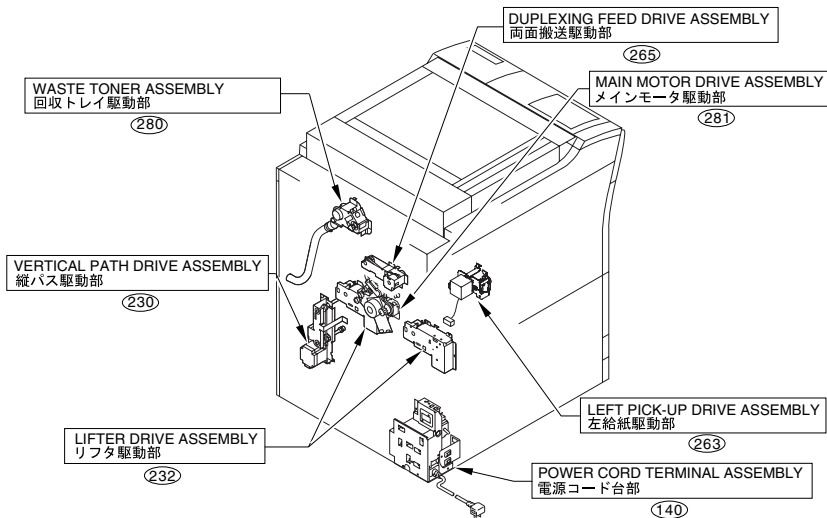
PRIMARY FAN DUCT ASSEMBLY
一次ファンダクト部

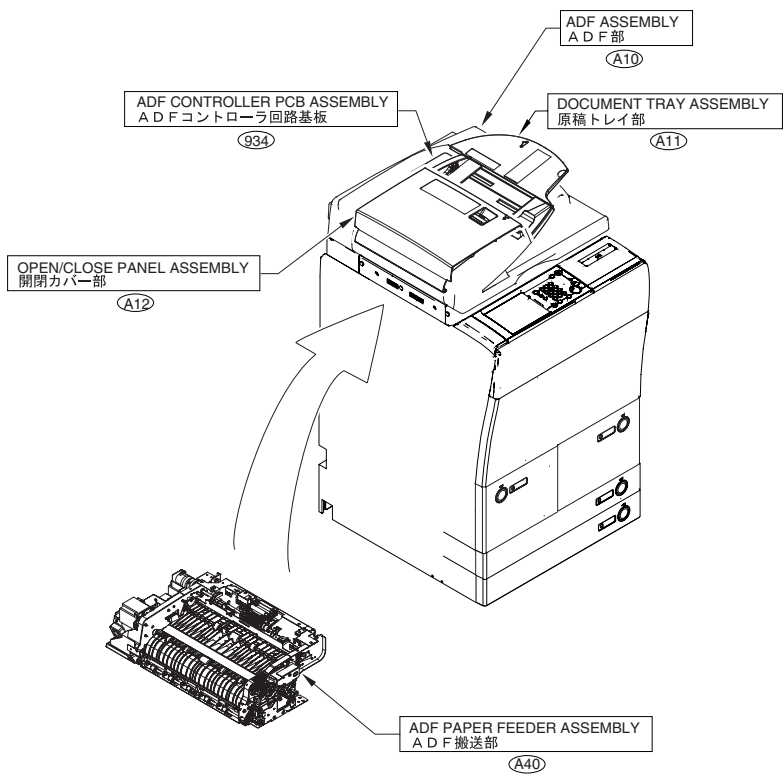
(191)

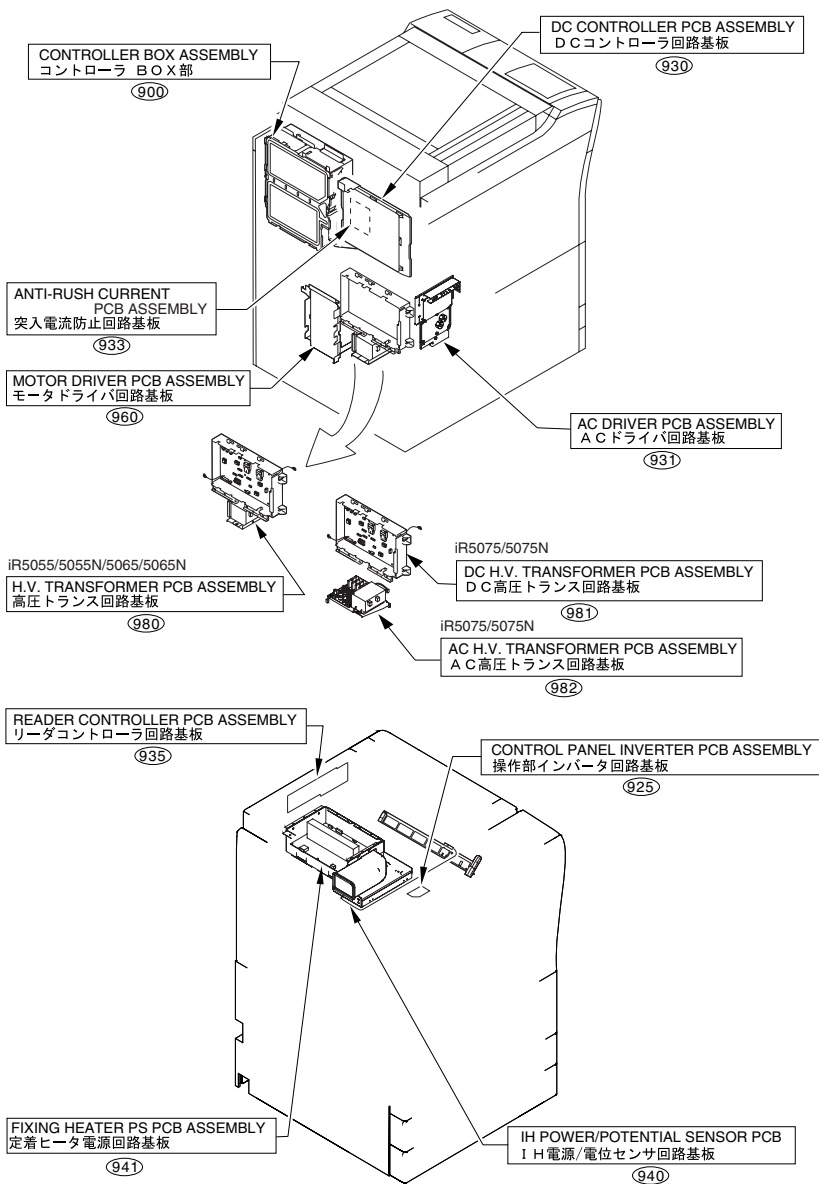


DUPLEXING FEEDER ASSEMBLY
両面搬送部

(360)





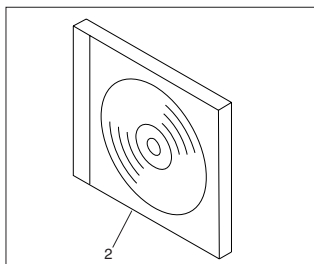
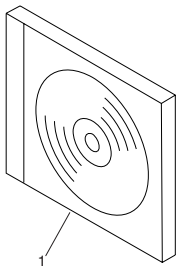


Option parts catalog list
オプションパーツカタログ一覧

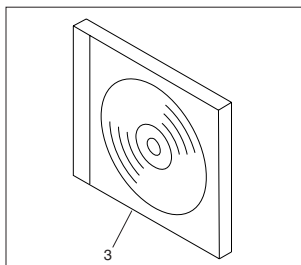
This is the table of the machine's options whose parts catalog is issued.
本機のオプションで、パーツカタログが発行されている機種の一覧である。

No.	Model Name(English)	Model Name(Japanese)
1	Paper Folding Unit-E1	ペーパーフォールディングユニット・E1
2	Document Insertion Unit-E1	インサーター・E1
3	Document Insertion/ Folding Unit-F1	ペーパーフォールディングインサーターユニット・F1
4	Stamp Unit-B1	スタンプユニット・B1
5	Paper Deck-AD1	サイドペーパーデッキ・AD1
6	Paper Deck-AE1	サイドペーパーデッキ・AE1
7	Finisher-AD1/Saddle Finisher-AD2	フィニッシャー・AD1/ サドルフィニッシャー・AD2
8	Puncher Unit-AS1/AT1/AU1/AV1	パンチャーユニット・AS1/AT1/AU1/AV1
9	Shift Tray-D1	シフトトレイ・D1
10	Copy Tray-L1	コピートレイ・L1
11	Document Tray-M1	原稿置き台・M1
12	Document Tray-K1	原稿置き台・K1
13	ADF Access Handle-A1	ADFアクセスハンドル・A1
14	Card Reader-C1	カードリーダー・C1
15	Card Reader Attachment-C2	カードリーダー取付けキット・C2
16	Cassette Heater Unit-33	カセットヒーターユニット・33
17	Reader Heater Unit-C1	リーダーヒーターユニット・C1
18	Super G3 FAX Board-Z1/Z2	スーパーG3FAXボード・Z1/Z2
19	Multi Port FAX Board-K1	マルチポートFAXボード・K1
20	Hand Set-G2	ハンドセット・G2
21	Voice Guidance Kit-B1	音声ガイダンスキット・B1
22	imagePASS-S2/ Network Multi-PDL Printer Unit-S2	イメージパス・S2/ ネットワークマルチ-PDLプリンターユニット・S2
23	Cassette-AB1	カセット・AB1
24	Wireless Network Interface Adapter NB-W1	無線ネットワークインターフェースボード NB-W1

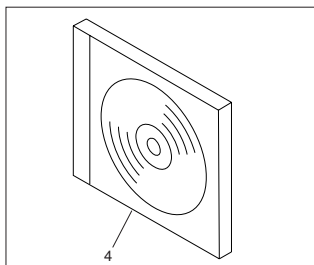
FIGURE 001 ACCESSORIES



iR5075N,iR5065N,iR5055N JP



iR5075N,iR5065N KR



iR5075N,iR5065N,iR5055N EUR

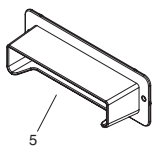


FIGURE & KEY NO.	PARTS NUMBER	R A N K	Q'TY	DESCRIPTION	SERIAL NUMBER/ REMARKS	S V C
Fig.001	NPN		RF	ACCESSORIES		
1	FK2-3623-000		1	CD-ROM, MEAP ADMIN	MAQ,MAX,MAZ,MBB,TVU	
1	FK2-3625-000		1	CD-ROM, MEAP ADMIN	TVP,TVV,MAS,TVR,TVY, MAU,TVS,TVZ,MAV	
1	FK2-3626-000		1	CD-ROM, MEAP ADMIN	AAU,AAV,AAZ,ABB,ABC, ABD	
1	FK2-3646-000		1	CD-ROM, MEAP SOFTWARE	TVQ,TVX,MAT,TVT,MAA, MAW,MAY,MBA	
1	FK2-6488-000		1	CD-ROM, MEAP ADMIN	CJJ,DYW,CJZ,DYR,CKC, DYV,CKE,DYY,CHU,DYS	
1	FK2-6489-000		1	CD-ROM, MEAP ADMIN	CHL,CJK,CHN,CHZ,CJQ, CHP,CJA,CJR,DRR,DRS, DRT	
1	FK2-6965-000		1	CD-ROM, SOFTWARE FOR MEAP	CXD,CXQ,CYC,CXE,CXR ,CYD,CXA,CXG,CXT	
1	FK2-6490-000		1	CD-ROM, MEAP ADMIN	ABU,ABV,ABW,ABX,ABY, ABZ	
1	FK2-6968-000		1	CD-ROM, SOFTWARE FOR MEAP	DJQ,DJL,DJN,DJP,DJQ,D JR	
1	FK2-6491-000		1	CD-ROM, SOFTWARE FOR MEAP	CHM,DYQ,CHW,DYT,CJP ,DYX,CHQ,CJD,CJU	
1	FK2-6966-000		1	CD-ROM, SOFTWARE FOR MEAP	CXF,CXS,CYE,CYG,CYJ	
2	FK2-3624-000		1	CD-ROM, LIPS LX SOFTWARE	MAX,MAZ,MBB	
2	FK2-6493-000		1	CD-ROM, LIPS LX SOFTWARE	CJZ,DYR,CKC,DYV,CKE, DYY	
3	FK2-3632-000		1	CD-ROM, UFR II DRIVER/ UTILITY	MAY,MBA	
3	FK2-6497-000		1	CD-ROM, UFR II DRIVER/ UTILITY	CKA,CKD	
3	FK2-6967-000		1	CD-ROM, UFR II DRIVER/ UTILITY	CYG,CYJ	
4	FK2-3648-000		1	CD-ROM,UFRII/PCL USER SOFTWARE	ABB,ABC,ABD	
4	FK2-3649-000		1	CD-ROM,UFRII/PCL USER SOFTWARE	ABB,ABC,ABD	
4	FK2-3650-000		1	CD-ROM,UFRII/PCL USER SOFTWARE	ABB,ABC,ABD	
4	FK2-6494-000		1	CD-ROM,UFRII/PCL USER SOFTWARE	ABX,ABY,ABZ	
4	FK2-6092-000		1	CD-ROM, UFR II/PCL DRV/UTILITY	DJP,DJQ,DJR	
4	FK2-6093-000		1	CD-ROM, UFR II/PCL DRV/UTILITY	DJP,DJQ,DJR	
4	FK2-6094-000		1	CD-ROM, UFR II/PCL DRV/UTILITY	DJP,DJQ,DJR	
4	FK2-6495-000		1	CD-ROM,UFRII/PCL USER SOFTWARE	ABX,ABY,ABZ	
4	FK2-6496-000		1	CD-ROM,UFRII/PCL USER SOFTWARE	ABX,ABY,ABZ	

FIGURE & KEY NO.	PARTS NUMBER	R A N K	Q'TY	DESCRIPTION	SERIAL NUMBER/ REMARKS	S V C
5	FL2-9160-000		1	COVER, CABLE		

FIGURE 100 EXTERNAL COVERS, PANELS, ETC.(100V)

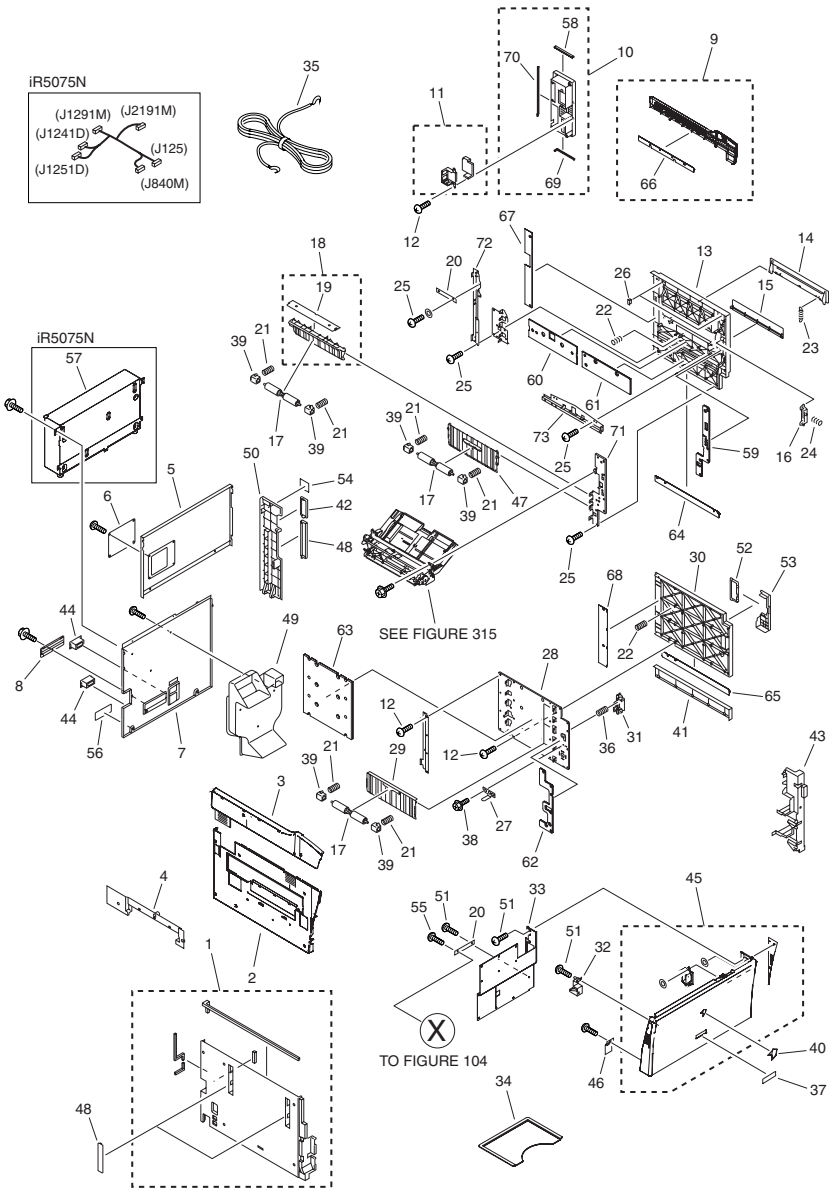


FIGURE & KEY NO.	PARTS NUMBER	R A N K	Q'TY	DESCRIPTION	SERIAL NUMBER/ REMARKS	S V C
Fig.100	NPN		RF	EXTERNAL COVERS, PANELS, ETC.	100V	
1	FL2-3069-000		1	COVER, LEFT		
2	FL2-3087-000		1	COVER, LEFT, UPPER		
3	FC6-3613-000		1	COVER, UPPER, LEFT		
4	FC7-4291-000		1	COVER, DELIVERY GUIDE		
5	FC6-3615-000		1	COVER, REAR, UPPER		
6	FC5-2452-000		1	COVER, BLANKING, REAR		
7	FL2-5819-000		1	COVER, REAR, LOWER	EXCEPT IR5075N	
7	FL2-5820-000		1	COVER, REAR, LOWER	IR5075N	
8	FL2-3023-000		1	COVER, CASE		
9	FL2-5883-000		1	COVER, UPPER, RIGHT		
10	FL2-5882-000		1	COVER, CONNECTOR		
11	FL2-3034-000		1	FILTER, CONTROLLER		
12	XA9-0605-000		17	SCREW, M4X8		
13	FB6-7017-000		1	COVER, MULTI		
14	FC7-4296-000		1	DOOR, OPEN/CLOSE		
15	FB6-7010-000		1	PLATE, BLANKING		
16	FC5-5158-000		1	HANDLE, RIGHT DOOR		
17	FB2-7754-030		5	ROLLER		
18	FL2-5848-000		1	GUIDE, REGISTRATION, SWING		
19	FB5-2913-000		1	SHEET, REGISTRATION		
20	FA9-3858-000		2	TAPE, SUPPORT		
21	FS5-2921-000		10	SPRING, COMPRESSION		
22	FS5-2922-000		10	SPRING, COMPRESSION		
23	FS7-2325-000		2	SPRING, TENSION		
24	FS7-2326-000		1	SPRING, COMPRESSION		
25	XA9-0870-000		9	SCREW, M4X10		
26	XZ9-0603-000		2	CATCH, MAGNET		
27	FB4-1969-020		1	FLAG, RIGHT DOOR SENSOR		
28	FB4-1971-040		1	FRAME, RIGHT, LOWER		
29	FB2-7750-000		3	GUIDE, VERT. PATH SWING		
30	FB6-7011-000		1	RIGHT DOOR, LOWER		

FIGURE & KEY NO.	PARTS NUMBER	R A N K	Q'TY	DESCRIPTION	SERIAL NUMBER/ REMARKS	S V C
31	FC5-2719-000		1	HANDLE, RIGHT DOOR		
32	FC6-3549-000		1	ACTUATOR		
33	FC6-3625-010		1	PLATE, COVER REINFOR., FRONT		
34	FC5-1146-000		1	HOLDER, SERVICE BOOK		
35	FK2-0157-000		1	CABLE, GROUNDING		
36	FS6-2826-000		1	SPRING, COMPRESSION		
37	FC7-4280-000		1	PLATE, NAME	iR5055	
37	FC7-4282-000		1	PLATE, NAME	iR5055N	
37	FC7-4277-000		1	PLATE, NAME	iR5065	
37	FC7-4279-000		1	PLATE, NAME	iR5065N	
37	FC7-4269-000		1	PLATE, NAME	iR5075N	
38	XA9-0629-000		1	SCREW, RS, M4X8		
39	FB2-7755-000		10	BUSHING		
40	FC6-4391-000		1	EMBLEM		
41	FB6-6975-000		1	COVER, RIGHT LOWER		
42	FB6-7012-000		1	COVER, LATCH PLATE, RIGHT		
43	FC7-4290-000		1	COVER,INTERNAL,RIGHT LOWER		
44	FH2-6552-000		2	COVER, CONNECTOR		
45	FL2-3030-000		1	COVER, FRONT, LOWER		
46	FA9-3784-020		1	CATCH, MAGNET		
47	FB4-1964-000		1	GUIDE, VERTICAL PATH SWING		
48	FC5-2720-000		3	COVER, HANDLE, B		
49	FL2-3025-000		1	DUCT, CONNECTING		
50	FL2-3070-000		1	COVER, WASTE TONER		
51	XA9-0615-000		18	SCREW, M4X8		
52	FB6-7013-000		1	COVER, BLANKING		
53	FC7-4301-000		1	COVER, HANDLE		
54	FC8-1201-000		1	LABEL,SHUT,DOWN AB	EXCEPT V2	
54	FC7-7269-000		1	LABEL,SHUT,DOWN B	V2	
55	XA9-0780-000		1	SCREW, M4X12		
56	FU5-8104-000		1	LABEL, GROUNDING CAUTION		
57	FM2-9631-000		1	CAPACITOR ASSEMBLY	iR5075N	

FIGURE & KEY NO.	PARTS NUMBER	R A N K	Q'TY	DESCRIPTION	SERIAL NUMBER/ REMARKS	S V C
58	FC7-7746-000		1	SHEET, NOISE-PROOF,18		
59	FC7-7747-000		1	SHEET, NOISE-PROOF,23		
60	FC7-7748-000		1	SHEET, NOISE-PROOF,25		
61	FC7-7749-000		1	SHEET, NOISE-PROOF,26		
62	FC7-7750-000		1	SHEET, NOISE-PROOF,27		
63	FC7-7751-000		1	SHEET, NOISE-PROOF,29		
64	FC7-7752-000		1	SHEET, NOISE-PROOF,50		
65	FC7-7753-000		1	SHEET, NOISE-PROOF,51		
66	FC7-7754-000		1	SHEET, NOISE-PROOF,52		
67	FC7-7755-000		1	SHEET, NOISE-PROOF,53		
68	FC7-7756-000		1	SHEET, NOISE-PROOF,54		
69	FC7-7766-000		1	SHEET, NOISE-PROOF,66		
70	FC7-7767-000		1	SHEET, NOISE-PROOF,67		
71	FB5-2908-000		1	CROSSMEMBER, MULTI, FRONT		
72	FB5-2907-000		1	HINGE, MULTI		
73	FB5-2910-000		1	STAY,MULTI,CENTER		

FIGURE 100A EXTERNAL COVERS, PANELS, ETC.(120V/230V)

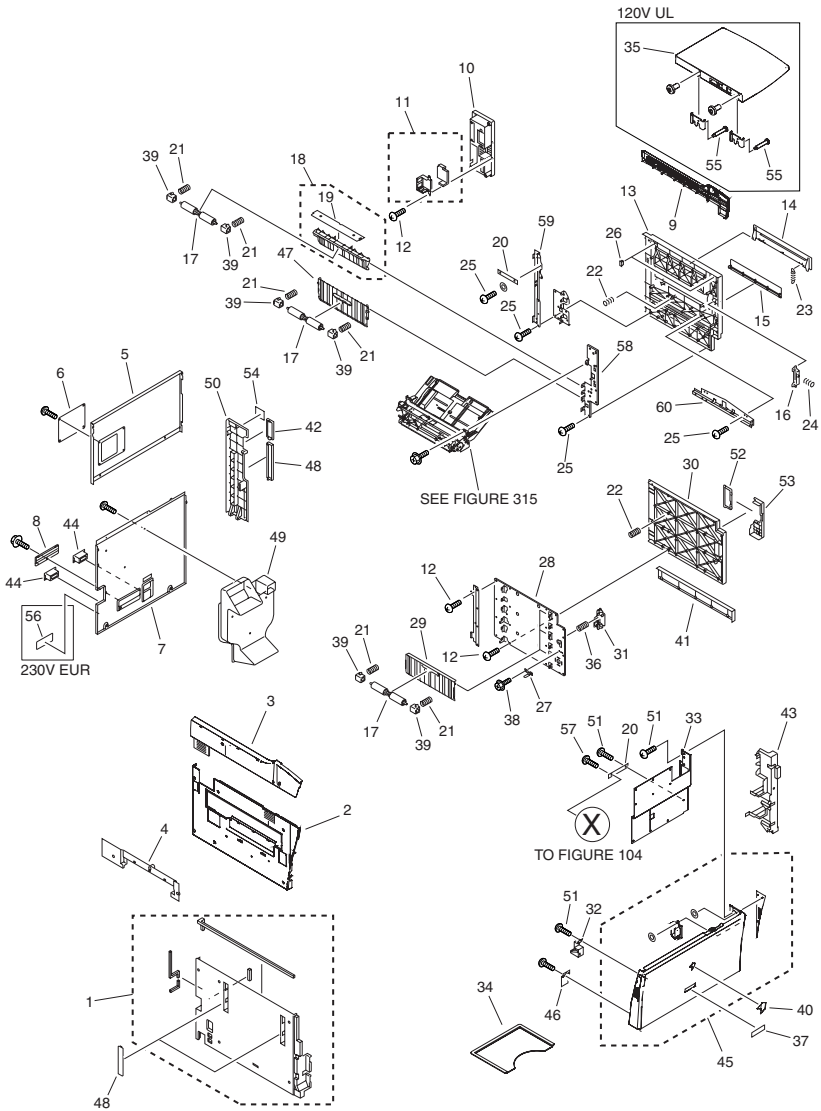


FIGURE & KEY NO.	PARTS NUMBER	R A N K	Q'TY	DESCRIPTION	SERIAL NUMBER/ REMARKS	S V C
Fig.100A	NPN		RF	EXTERNAL COVERS, PANELS, ETC.	120V,230V	
1	FL2-3069-000		1	COVER, LEFT		
2	FL2-3087-000		1	COVER, LEFT, UPPER		
3	FC6-3613-000		1	COVER, UPPER, LEFT		
4	FC7-4291-000		1	COVER, DELIVERY GUIDE		
5	FC6-3615-000		1	COVER, REAR, UPPER		
6	FC5-2452-000		1	COVER, BLANKING, REAR		
7	FL2-5819-000		1	COVER, REAR, LOWER		
8	FL2-3023-000		1	COVER, CASE		
9	FL2-3088-010		1	COVER, UPPER, RIGHT		
10	FL2-5882-000		1	COVER, CONNECTOR		
11	FL2-3034-000		1	FILTER, CONTROLLER		
12	XA9-0605-000		17	SCREW, M4X8		
13	FB6-7017-000		1	COVER, MULTI		
14	FC7-4296-000		1	DOOR, OPEN/CLOSE		
15	FB6-7010-000		1	PLATE, BLANKING		
16	FC5-5158-000		1	HANDLE, RIGHT DOOR		
17	FB2-7754-030		5	ROLLER		
18	FL2-5848-000		1	GUIDE, REGISTRATION, SWING		
19	FB5-2913-000		1	SHEET, REGISTRATION		
20	FA9-3858-000		2	TAPE, SUPPORT		
21	FS5-2921-000		10	SPRING, COMPRESSION		
22	FS5-2922-000		10	SPRING, COMPRESSION		
23	FS7-2325-000		2	SPRING, TENSION		
24	FS7-2326-000		1	SPRING, COMPRESSION		
25	XA9-0870-000		9	SCREW, M4X10		
26	XZ9-0603-000		2	CATCH, MAGNET		
27	FB4-1969-020		1	FLAG, RIGHT DOOR SENSOR		
28	FB4-1971-040		1	FRAME,RIGHT,LOWER		
29	FB2-7750-000		3	GUIDE, VERT. PATH SWING		
30	FB6-7011-000		1	RIGHT DOOR, LOWER		
31	FC5-2719-000		1	HANDLE, RIGHT DOOR		

FIGURE & KEY NO.	PARTS NUMBER	R A N K	Q'TY	DESCRIPTION	SERIAL NUMBER/ REMARKS	S V C
32	FC6-3549-000		1	ACTUATOR		
33	FC6-3625-010		1	PLATE, COVER REINFOR., FRONT		
34	FC5-1146-000		1	HOLDER, SERVICE BOOK		
35	FC7-7412-000		1	TRAY, DOCUMENT	120V UL	
36	FS6-2826-000		1	SPRING, COMPRESSION		
37	FC7-4280-000		1	PLATE, NAME	iR5055	
37	FC7-4282-000		1	PLATE, NAME	iR5055N	
37	FC7-4277-000		1	PLATE, NAME	iR5065	
37	FC7-4279-000		1	PLATE, NAME	iR5065N	
37	FC7-4267-000		1	PLATE, NAME	iR5075	
37	FC7-4269-000		1	PLATE, NAME	iR5075N	
37	FC7-4281-000		1	PLATE, NAME	imageRUNNER 5055	
37	FC7-4278-000		1	PLATE, NAME	imageRUNNER 5065	
37	FC7-4268-000		1	PLATE, NAME	imageRUNNER 5075	
38	XA9-0629-000		1	SCREW, RS, M4X8		
39	FB2-7755-000		10	BUSHING		
40	FC6-4391-000		1	EMBLEM		
41	FB6-6975-000		1	COVER, RIGHT LOWER		
42	FB6-7012-000		1	COVER, LATCH PLATE, RIGHT		
43	FC7-4290-000		1	COVER,INTERNAL,RIGHT LOWER		
44	FH2-6552-000		2	COVER, CONNECTOR		
45	FL2-3030-000		1	COVER, FRONT, LOWER		
46	FA9-3784-020		1	CATCH, MAGNET		
47	FB4-1964-000		1	GUIDE, VERTICAL PATH SWING		
48	FC5-2720-000		3	COVER, HANDLE, B		
49	FL2-3025-000		1	DUCT, CONNECTING		
50	FL2-3070-000		1	COVER, WASTE TONER		
51	XA9-0615-000		18	SCREW, M4X8		
52	FB6-7013-000		1	COVER, BLANKING		
53	FC7-4301-000		1	COVER, HANDLE		
54	FC8-1201-000		1	LABEL,SHUT.DOWN AB	EXCEPT V2	
54	FC7-7269-000		1	LABEL,SHUT.DOWN B	V2	

FIGURE & KEY NO.	PARTS NUMBER	R A N K	Q'TY	DESCRIPTION	SERIAL NUMBER/ REMARKS	S V C
55	FU5-9352-000		2	SCREW, STEPPED, M4	120V UL	
56	FU5-8560-000		1	LABEL, GROUNDING CAUTION	230V EUR	
57	XA9-0780-000		1	SCREW, M4X12		
58	FB5-2908-000		1	CROSSMEMBER, MULTI, FRONT		
59	FB5-2907-000		1	HINGE, MULTI		
60	FB5-2910-000		1	STAY,MULTI,CENTER		

FIGURE 101 MACHINE FRONT PLATE

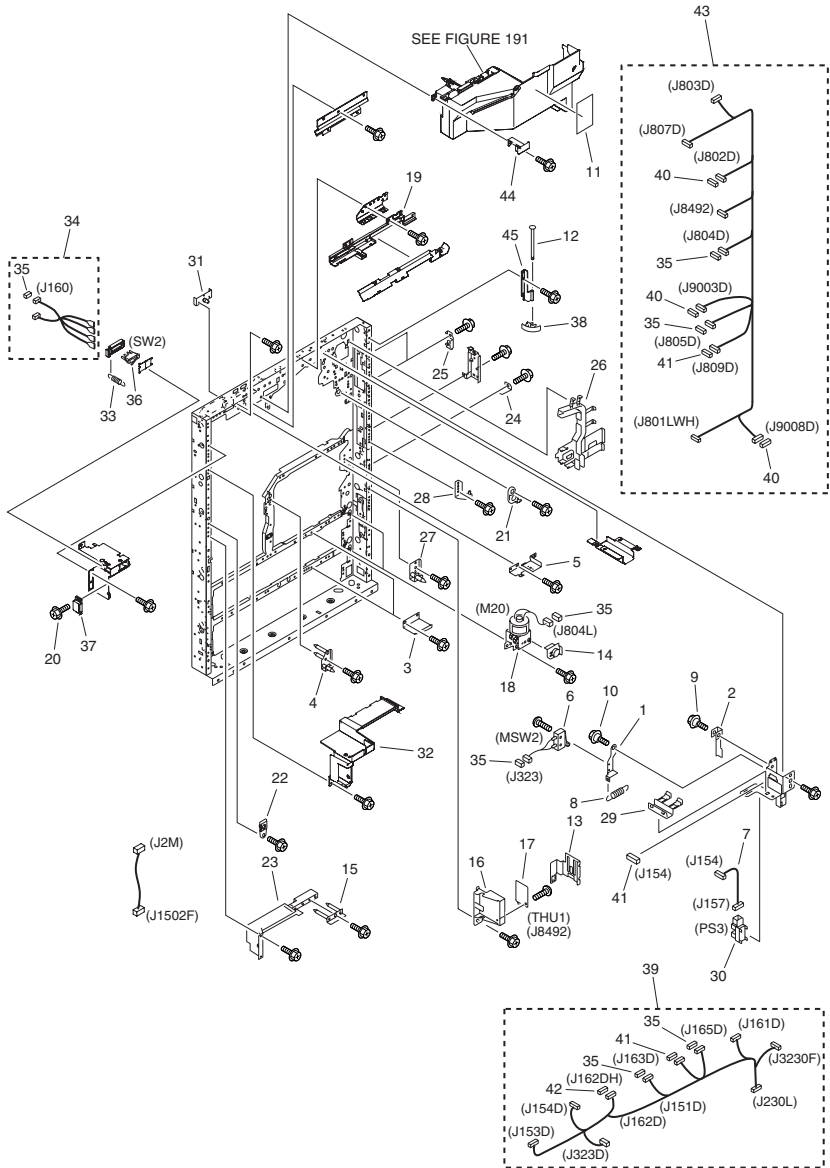


FIGURE & KEY NO.	PARTS NUMBER	R A N K	Q'TY	DESCRIPTION	SERIAL NUMBER/ REMARKS	S V C
Fig.101	NPN		RF	MACHINE FRONT PLATE		
1	FB2-7559-030		1	MOUNT, SWITCH		
2	FB2-7560-030		1	COVER, SWITCH		
3	FB5-5627-020		2	PLATE, RELEASE		
4	FF5-3004-060		1	SUPPORT, PAPER PICK-UP, LOWER		
5	FF5-8152-010		1	PLATE, LOCK, RIGHT		
6	FG2-6932-000		1	H.V. DOOR SWITCH UNIT	MSW2	
7	FG2-7383-000		1	CABLE, DOOR CONNECTING		
8	FS5-2958-000		1	SPRING, TENSION		
9	FS5-9166-020		1	SCREW, STEPPED, M4		
10	FS5-9216-020		2	SCREW, STEPPED, M4X6		
11	FS6-8822-000		1	LABEL, WARNING LASER		
12	FB2-7867-030		1	SHAFT, HINGE		
13	FB2-8345-000		1	PLATE, GROUNDING		
14	FB4-2623-000		1	COVER, LIFT MOTOR		
15	FF5-3003-000		1	SUPPORT, PAPER PICK-UP		
16	FB6-6939-000		1	MOUNT, SENSOR		
17	WP2-5200-000		1	IC, HSU-04A1, CCD, HDK <5>	THU1	
18	FK2-0814-000		1	MOTOR, DC	M20	
19	FC7-4412-000		1	GUIDE, MAIN BODY CABLE, 1		
20	XA9-1565-000		2	SCREW, W/WASHER, M3X10		
21	FA9-3830-000		1	BUSHING		
22	FA9-3831-000		1	BUSHING		
23	FA9-4009-000		1	FRAME, LEFT		
24	FB2-8098-000		1	SUPPORT, KNOB		
25	FC7-4299-000		2	HOOK, DOOR		
26	FB6-6940-000		1	GUIDE, CORD, FRONT RIGHT		
27	FF5-3084-030		1	SUPPORT, SHAFT		
28	FF5-9901-000		1	HINGE, FRONT COVER, LOWER		
29	FB4-2506-000		1	GUIDE,CABLE		
30	FK2-0149-000		1	PHOTO-INTERRUPTER, TLP1253(C6)	PS3	
31	FL2-3104-000		1	PLATE, FIXING POSITIONING		

FIGURE & KEY NO.	PARTS NUMBER	RANK	Q'TY	DESCRIPTION	SERIAL NUMBER/REMARKS	SVC
32	FC7-4286-000		1	COVER, INNER, LEFT	SW2	
33	FS7-2341-000		1	SPRING, TENSION		
34	FM2-3763-000		1	CABLE, DOOR SWITCH		
35	VS1-7177-002		5	CONNECTOR, SNAP TIGHT, BK		
36	WC4-5125-000		1	SWITCH, SENSITIVE		
37	FA3-4725-020		1	LATCH, MAGNET		
38	FB2-7866-000		1	PLATE, HINGE STOP		
39	FM2-9880-000		1	CABLE, FRONT		
40	VS1-7177-003		3	CONNECTOR, SNAP TIGHT		
41	VS1-7177-004		4	CONNECTOR, SNAP TIGHT		
42	VS1-7177-005		1	CONNECTOR, SNAP TIGHT		
43	FM2-3752-000		1	CABLE, CONNECT, FRONT LOWER		
44	FC6-3705-000		1	COVER, INNER, MIDDLE		
45	FC6-3621-000		1	HINGE, FRONT COVER, LOWER		

FIGURE 102 INTERNAL COMPONENTS 1

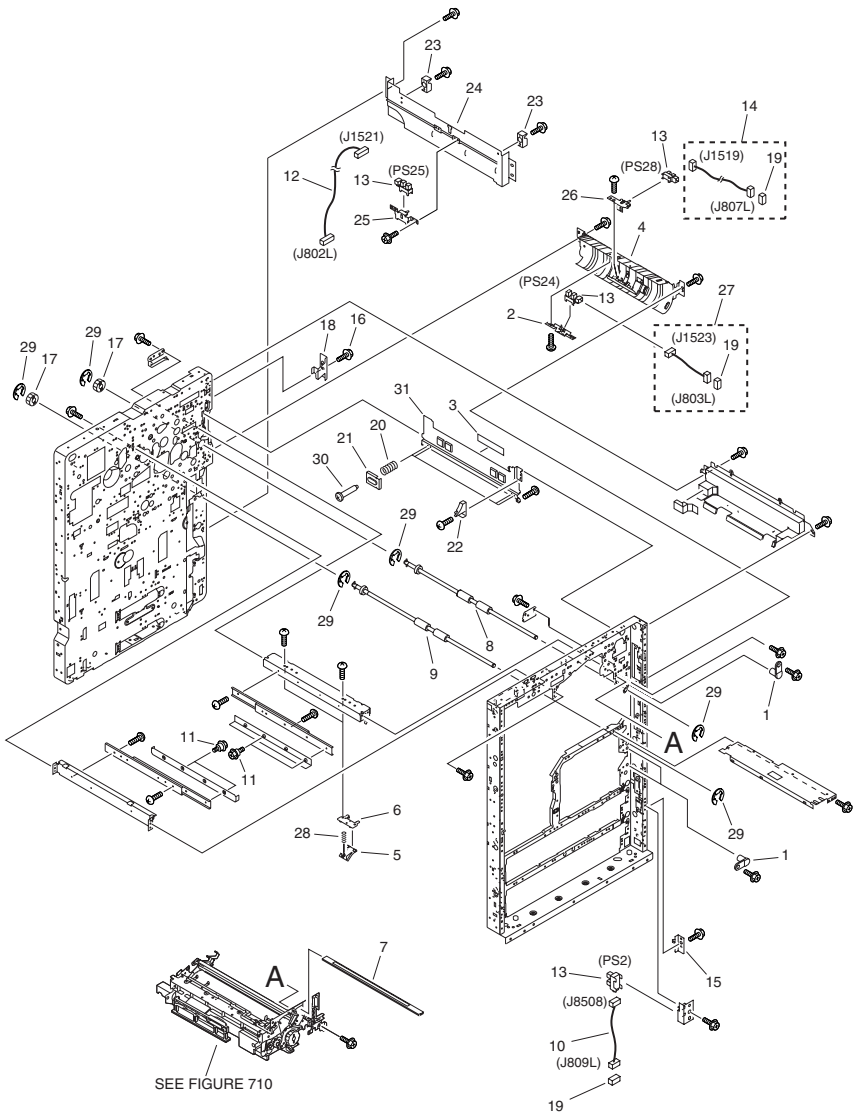


FIGURE & KEY NO.	PARTS NUMBER	RANK	Q'TY	DESCRIPTION	SERIAL NUMBER/REMARKS	SVC
Fig.102	NPN		RF	INTERNAL COMPONENTS 1		
1	FB2-8010-000		2	PIN, GUIDE, POSITIONING		
2	FF5-9842-000		1	PLATE, SENSING		
3	FS5-8623-000		3	LABEL, WARNING LESER		
4	FB5-2916-030		1	GUIDE, VERTICAL PATH		
5	FB5-2951-000		2	BLOCK, GUIDE PRESSURE, 1		
6	FB5-2957-020		2	BLOCK, GUIDE PRESSURE, 2		
7	FF5-9899-000		1	GLASS, DUST-PROOF		
8	FL2-3038-000		1	ROLLER, VERTICAL PATH		
9	FL2-3039-000		1	ROLLER, VERTICAL PATH		
10	FM2-3662-000		1	CABLE, DOOR CONNECTING, RIGHT		
11	FS1-9010-020		4	SCREW, STEPPED, M3		
12	FG6-5460-000		1	CABLE, VERTICAL PATH, 2		
13	FK2-0149-000		4	PHOTO-INTERRUPTER, TLP1253(C6)	PS2,PS24,PS25,PS28	
14	FG6-5462-000		1	CABLE, SENSOR		
15	FB4-1421-000		1	MOUNT, LATCH		
16	XA9-0628-000		4	SCREW, M4X8		
17	FS7-0641-000		2	GEAR, 24T		
18	FB2-8132-030		1	SUPPORT,TAPE		
19	VS1-7177-003		2	CONNECTOR, SNAP TIGHT		
20	FS6-2001-000		4	SPRING, COMPRESSION		
21	FB2-6956-020		2	PLATE, PRESSURE, BLACK		
22	FB2-6957-000		1	STOP, HOPPER		
23	FB6-7030-000		2	GUIDE, SWING		
24	FB6-6958-000		1	GUIDE, VERTICAL PATH, MIDDLE		
25	FL2-4282-000		1	MOUNT, FEEDER SENSOR		
26	FF5-3002-030		1	PLATE, VERTICAL PATH SENSING		
27	FG6-5454-000		1	CABLE, VERTICAL PATH, 1		
28	FS7-2330-000		2	SPRING, COMPRESSION		
29	XD9-0137-010		4	RING, E		
30	FS5-9274-020		4	SCREW,STEPPED,M3		
31	FL2-3998-000		1	PLATE, DEVELOPING PRESSURE		

FIGURE & KEY NO.	PARTS NUMBER	R A N K	Q'TY	DESCRIPTION	SERIAL NUMBER/ REMARKS	S V C
Fig.103	NPN		RF	INTERNAL COMPONENTS 2		
1	FK2-6752-000		1	MAIN POWER SUPPLY	100V,120V	
1	FK2-3473-000		1	MAIN POWER SUPPLY	230V	
2	FL2-3103-000		1	DUCT, CYCLE		
3	VS1-7177-002		1	CONNECTOR, SNAP TIGHT, BK		
4	FC6-3479-000		2	SPONGE, DUCT		
5	FC6-3451-000		1	GUIDE, CENTER CABLE		
6	FC6-3556-000		1	GUIDE, SCANNER CABLE, 2		
7	FC6-3847-000		1	SPRING, LEAF		
8	FM2-9882-000		1	CABLE, SCANNER		
9	FF5-9809-000		1	DUCT, FIXING CLEANER		
10	FF5-9958-000		2	SPRING, LEAF		
11	FC6-3477-000		1	DUCT, CYCLE		
12	FC6-3482-000		1	FILTER, AIR		
13	FK2-0103-000		1	FAN	FM9	
14	FL2-3009-000		1	DUCT, CYCLE		
15	VS1-7177-003		1	CONNECTOR, SNAP TIGHT, BK		
16	FM2-3768-000		1	CABLE, LATTICE		
17	FS5-9215-000		4	SCREW, STEPPED		
18	XA9-0721-010		1	SCREW, RS, M4X10		
19	FB3-9784-000		2	TAPE, PROTECT		
20	FM2-3750-000		1	CABLE, CONTROL ASSEMBLY		
21	FM2-3766-000		1	CABLE, MAIN BODY, CENTER		
22	FM3-0953-000		1	CABLE, DRUM HEATER CONNECT		
23	VS1-7173-008		1	CONNECTOR, SNAP TIGHT, 8P, W		
24	FS5-8623-000		1	LABEL, WARNING LESER		
25	FB2-6310-000		4	BUSH, RUBBER		
26	FA9-4026-000		1	PEN, TOUCH PANEL		
27	WE8-5929-000		1	CORE, FERRITE		
28	WE8-5731-000		1	CORE, FERRITE		
29	FC6-3664-000		2	PLATE, READER FIXING, RIGHT		

FIGURE 104 INTERNAL COMPONENTS 3

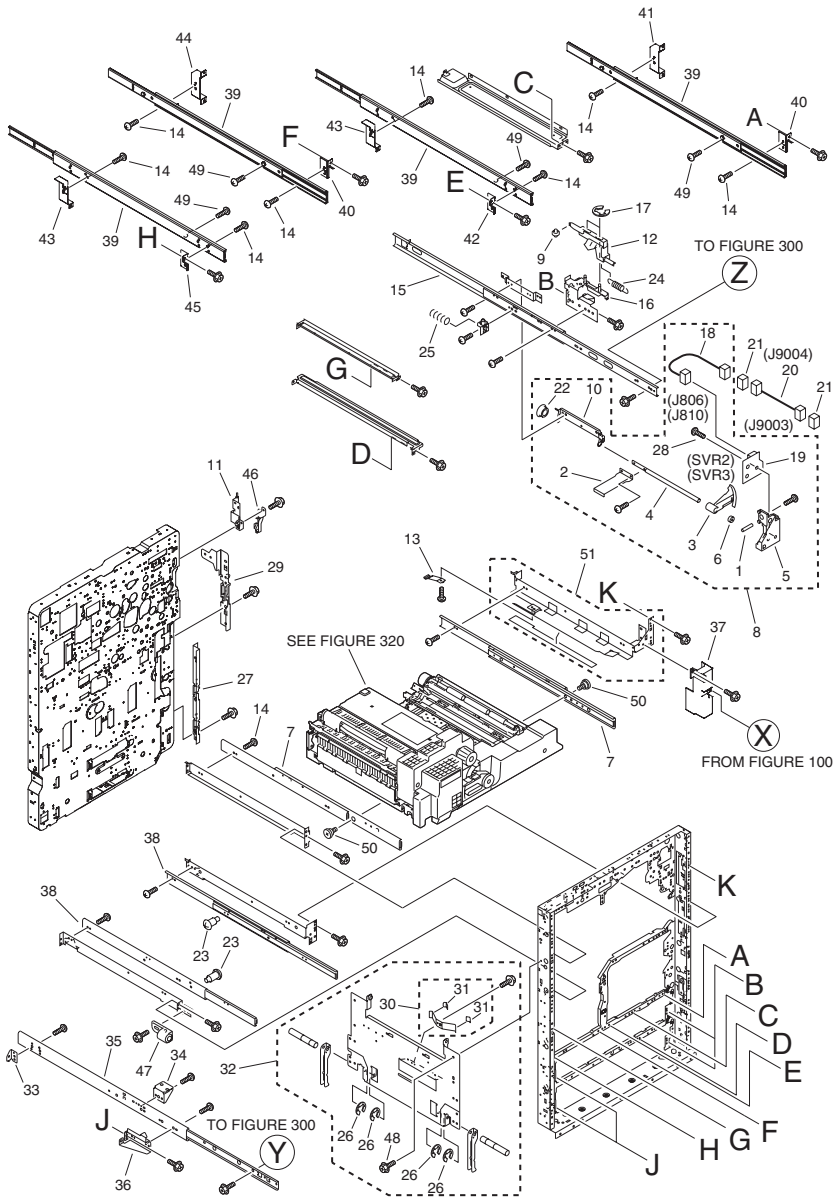


FIGURE & KEY NO.	PARTS NUMBER	RANK	Q'TY	DESCRIPTION	SERIAL NUMBER/REMARKS	SVC
Fig.104	NPN		RF	INTERNAL COMPONENTS 3		
1	FA5-2924-020		2	PIN, DOWEL		
2	FB4-1355-020		2	PLATE, LIFTING		
3	FB5-8735-000		2	GEAR, 16T		
4	FB4-2020-020		2	SHAFT,LIFT		
5	FB4-2023-000		2	HOLDER, PAPER SENSOR PCB		
6	FB4-2024-000		2	COUPLING		
7	FM1-0661-000		2	RAIL, SLIDE, FIXING/FEEDER		
8	FG6-2245-060		2	CASSETTE LIFTING UNIT		
9	FB4-5335-000		2	ROLLER, CAM		
10	FB4-2019-020		2	PLATE,SUPPORT,GEAR		
11	FB5-2955-020		1	PLATE, HINGE, UPPER		
12	FB5-3351-000		2	BUTTON		
13	FB5-3614-000		1	SPRING, LEAF		
14	XA9-1331-000		AR	SCREW,MACH.,TRUSS HEAD,M4X4		
15	FM1-0662-000		1	RAIL, SLIDE		
16	FF5-9892-030		2	SUPPORT, RAIL, RIGHT FRONT		
17	XD9-0135-000		4	RING, E		
18	FG6-1906-020		2	CABLE, CASSETTE PAPER SENSOR		
19	FG6-1941-020		2	PAPER SENSOR PCB ASSEMBLY		
20	FG6-5484-000		2	CABLE, CASSETTE PAPER SENSOR		
21	VS1-7177-003		4	CONNECTOR, SNAP TIGHT		
22	FS5-1787-000		2	BUSHING		
23	FS5-9643-020		4	SCREW,STEPPED,M4		
24	FS6-2740-000		2	SPRING, TENSION		
25	FS6-2746-000		2	SPRING, COMPRESSION		
26	XD9-0137-010		4	RING, E		
27	FF5-9900-000		1	HINGE, DOOR(LOWER)		
28	XA9-0596-000		2	SCREW, TP, M3X6		
29	FF5-9840-000		1	HINGE, MULTI, LOWER		
30	FF5-9969-000		1	SPRING,LEAF		
31	FB5-3346-000		2	SHEET		

FIGURE & KEY NO.	PARTS NUMBER	R A N K	Q'TY	DESCRIPTION	SERIAL NUMBER/ REMARKS	S V C
32	FG6-4891-010		1	PLATE, LEFT REINFOR CEMENT		
33	FB4-1201-020		2	SUPPORT, RAIL, LEFT REAR		
34	FB3-9359-020		2	SUPPORT, CASSETTE, REAR		
35	FC9-8275-000		2	RAIL, SLIDE		
36	FB3-9345-020		2	SUPPORT, RAIL, LEFT FRONT		
37	FC6-3640-000		1	COVER, INTERNAL, RIGHT		
38	FB6-6898-000		2	RAIL, SLIDE, DUPLEX		
39	FC6-3775-020		4	RAIL, SLIDE		
40	FC6-3776-000		2	PLATE, RAIL MOUNTING, RIGHT F.		
41	FC6-3777-000		1	PLATE, RAIL MOUNTING, RIGHT R.		
42	FC6-3778-000		1	PLATE, RAIL MOUNTING, LEFT F.		
43	FC6-3779-000		2	PLATE, RAIL MOUNTING, LEFT R.		
44	FC6-3780-000		1	PLATE, RAIL MOUNTING, RIGHT R.		
45	FC6-3781-000		1	PLATE, RAIL MOUNTING, LEFT F.		
46	FB6-7040-000		1	COVER,CABLE		
47	FF6-2861-000		1	MOUNT,MAGNET		
48	XA9-0628-000		1	SCREW, M4X8		
49	XA9-1788-000		4	SCREW, MACH.,TRUSS HEAD,M4X6		
50	FS5-9646-000		2	SCREW,STEPPED,M4		
51	FF5-9898-000		1	CROSSMEMBER, SLIDE RAIL		

FIGURE & KEY NO.	PARTS NUMBER	R A N K	Q'TY	DESCRIPTION	SERIAL NUMBER/ REMARKS	S V C
Fig.105	NPN		RF	MACHINE REAR PLATE 1		
1	FB1-8735-000		4	ARM, SENSOR		
2	FB1-8737-000		4	SPRING, TORSION		
3	FB3-9364-000		2	HOLDER, SWITCH		
4	FS3-2044-000		4	SPRING, COMPRESSION (SUS)		
5	FS2-9327-030		4	SCREW, STEPPED, M4		
6	FM2-4211-000		2	CASSETTE PAPER SENSOR ASSEMBLY		
7	VS1-7177-004		2	CONNECTOR, SNAP TIGHT, BK		
8	FB3-9362-020		2	MOUNT, VR HOLDER		
9	FB3-9363-000		2	SHAFT, SLIDE		
10	FS5-2322-000		2	SPRING, TENSION		
11	FS5-2323-020		2	SPRING, TENSION		
12	FG5-1957-040		2	CASSETTE VR PCB ASSEMBLY		
13	FS5-7128-020		2	SHAFT		
14	XD9-0136-000		2	RING, E		
15	VS1-7177-003		2	CONNECTOR, SNAP TIGHT, BK		
16	FF5-3045-000		1	PLATE, STOP		
17	XF2-1823-360		1	BELT, TIMING		
18	FM2-4137-000		1	SOLENOID	SL6	
19	VS1-7177-002		2	CONNECTOR, SNAP TIGHT, BK		
20	FM2-3015-000		1	SOLENOID UNIT	SL7	
21	FA9-3833-000		2	BUSHING		
22	FG6-5057-000		1	CABLE, HIGH VOLTAGE	EXCEPT iR5075,iR5075N	
22	FM2-9675-000		1	CABLE, HIGH VOLTAGE	iR5075,iR5075N	
23	FB5-3678-000		2	SPRING, LEAF		
24	XA9-1659-000		4	SCREW,M3X4		
25	FB2-6954-030		1	PLATE, BIAS CONNECTOR		
26	FL2-5850-000		1	CONNECTOR		
27	FF5-3172-000		1	CAP, BOTTLE, 1		
28	FB2-8272-000		2	SEAL		
29	FF5-3173-000		1	CAP, BOTTLE, 2		
30	FF5-9952-000		1	CASE, WASTE TONER		

FIGURE & KEY NO.	PARTS NUMBER	R A N K	Q'TY	DESCRIPTION	SERIAL NUMBER/REMARKS	S V C
31	FM2-9673-000		1	AC CABLE UNIT	100V	
31	FM2-9877-000		1	AC CABLE UNIT	120V	
31	FM2-9878-000		1	AC CABLE UNIT	230V	
32	FC6-3697-000		1	PLATE, GROUNDING		
33	FG5-5794-000		1	HANDLE		
34	FB2-8344-000		1	SPRING, LEAF		
35	XA9-0624-000		1	SCREW,M3X4		
36	FB2-6793-000		1	BOTTLE, WASTE TONER		
37	FC9-8386-000		1	CAP, WASTE TONER		
38	XD9-0137-010		1	RING, E		
39	FA9-3832-000		1	BUSHING		
40	FB2-8094-020		1	KNOB, 1		
41	FB2-8099-000		1	SHAFT, LEVER		
42	FM2-9725-000		1	AC BIAS CABLE ASSEMBLY		

FIGURE & KEY NO.	PARTS NUMBER	R A N K	Q'TY	DESCRIPTION	SERIAL NUMBER/ REMARKS	S V C
Fig.106	NPN		RF	MACHINE REAR PLATE 2		
1	FM2-9873-000		1	CABLE, ACC POWER		
2	VS1-7177-002		1	CONNECTOR, SNAP TIGHT, BK		
3	XF2-1609-440		1	BELT, TIMING		
4	FF5-9905-000		1	PIN, POSITIONING		
5	FB5-3657-020		1	PLATE, PCB SUPPORT		
6	FF3-4036-000		1	CABLE, SHIFT TRAY		
7	VS1-7173-010		1	CONNECTOR, SNAP TIGHT, 10P, W		
8	FF5-9861-000		1	DUCT, EXHAUST FAN		
9	FB5-3670-000		1	GUIDE, MAIN CABLE		
10	FC0-3613-000		1	FLYWHEEL	CXA,DYW,DYR,DYV,DYY .DJD,DYS,CXG,CXT,CXD .CXQ,CYC,DYQ,DYT,DYX .CXF,CXS,CYE,CYG,CYJ, CXE,CXR,CYD,DJL,DJN, DJP,DJQ,DJR,CHL,CHV, CJK,DRR,DRS,DRT	
10	FB5-5518-020		1	FLYWHEEL	EXCEPT CXA,DYW,DYR,DYV,DYY .DJD,DYS,CXG,CXT,CXD .CXQ,CYC,DYQ,DYT,DYX .CXF,CXS,CYE,CYG,CYJ, CXE,CXR,CYD,DJL,DJN, DJP,DJQ,DJR,CHL,CHV, CJK,DRR,DRS,DRT	
11	FM2-3063-000		1	IH CABLE GUIDE UNIT		
12	FM2-3075-000		1	CABLE, REAR UPPER		
13	FM2-9674-000		1	CABLE, REAR RIGHT		
14	FM1-0717-000		1	CABLE, DUPLEXING DRAWER		
15	FM2-3782-000		1	CONNECTOR,SHORT	100V	
15	FM2-3783-000		1	CONNECTOR,SHORT	120V	
15	FM2-3784-000		1	CONNECTOR,SHORT	230V	
16	FM2-9638-000		1	ACC POWER SUPPLY ASSEMBLY		
17	FK2-0472-010		1	FAN		
18	FK2-3476-000		1	ACC POWER SUPPLY UNIT		
19	VS1-7177-003		1	CONNECTOR, SNAP TIGHT, BK		
20	VS1-7177-005		1	CONNECTOR, SNAP TIGHT, BK		
21	VS1-7164-018		2	CONNECTOR, SNAP TIGHT, 18P, W		

FIGURE & KEY NO.	PARTS NUMBER	RANK	Q'TY	DESCRIPTION	SERIAL NUMBER/REMARKS	SVC
22	VS1-7173-009		1	CONNECTOR, SNAP TIGHT, 9P, W	FM7	
23	VS1-7177-004		2	CONNECTOR, SNAP TIGHT, BK		
24	VS1-7177-006		2	CONNECTOR, SNAP TIGHT, BK		
25	FM2-9724-000		1	AC BIAS PCB ASSEMBLY		
26	WE8-5496-000		1	CORE, FERRITE		
27	FH6-1742-020		1	FAN, COOLING		
28	FM2-9900-000		1	CABLE, MOTOR DRIVER		
29	FM2-9888-000		1	CABLE, MAIN		

FIGURE 107 MACHINE BOTTOM PLATE

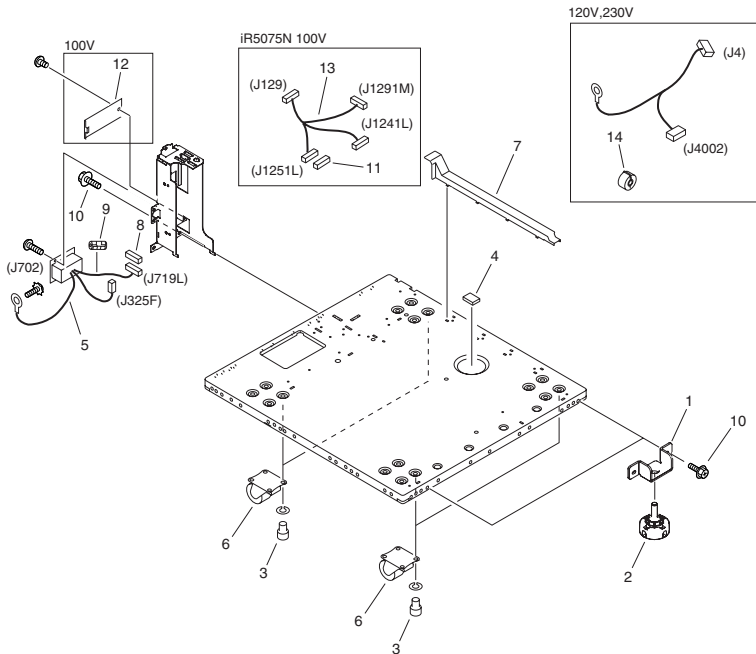
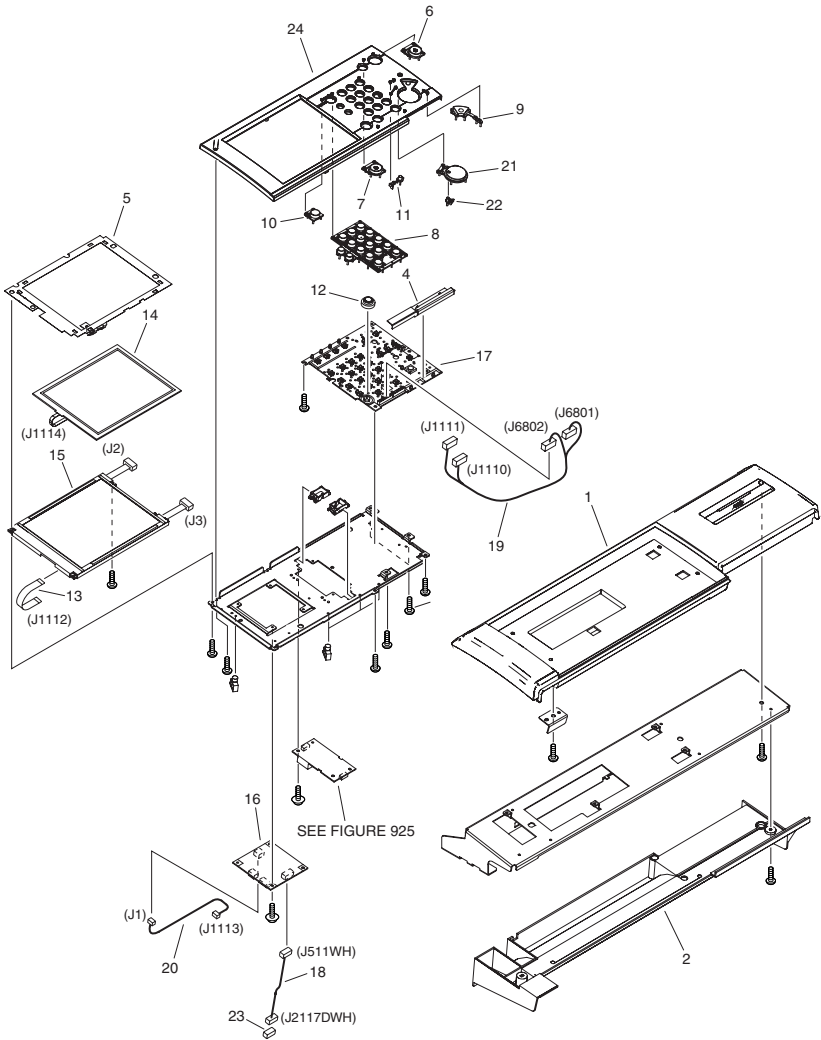


FIGURE & KEY NO.	PARTS NUMBER	R A N K	Q'TY	DESCRIPTION	SERIAL NUMBER/ REMARKS	S V C
Fig.107	NPN		RF	MACHINE BOTTOM PLATE		
1	FC9-5467-000		2	PLATE,ADJUSTING	CYC/CYE/CYD/DJN/CJK/ DRT/CYJ/DJQ/CXD/CXF/ CXE/DJD/CHL/DRR/CXA/ DYR/CYG/DJP/CXT/DJR/ CXQ/CXS/CXR/DJL/CHV/ DRS/CXG/DYW/DYX/ DYY/DYS/DYT/DYV/DYQ	
1	FC6-3812-000		2	PLATE, ADJUSTING	EXCEPT CYC/CYE/CYD/ DJN/CJK/DRT/CYJ/DJQ/ CXD/CXF/CXE/DJD/CHL/ DRR/CXA/DYR/CYG/DJP/ CXT/DJR/CXQ/CXS/CXR/ DJL/CHV/DRS/CXG/DYW/ DYX/DYY/DYS/DYT/DYV/ DYQ	
2	FC7-4394-000		2	ADJUSTER		
3	FB4-1340-000		16	SCREW,ALLEN HEAD,M8X10		
4	FB5-5618-000		1	DAMPER		
5	FG6-5444-020		1	CABLE, 3.5K PAPER DECK		
6	XZ9-0409-020		4	CASTER		
7	FB6-7031-000		1	COVER,CORD,RIGHT LOWER		
8	VS1-7177-006		1	CONNECTOR, SNAP TIGHT, BK		
9	WE8-6262-000		1	CORE, FERAITE		
10	XA9-0774-000		5	SCREW,RS,M4X16		
11	VS1-7177-008		1	CONNECTOR, SNAP TIGHT, BK	iR5075N 100V	
12	FC9-8709-000		1	COVER, CONNECTOR	100V	
13	FM2-9875-000		1	CABLE, CAPACITOR LATTICE	iR5075N 100V	
14	WE8-5496-000		1	CORE, FERRITE	120V,230V	

FIGURE 130 CONTROL PANEL ASSEMBLY



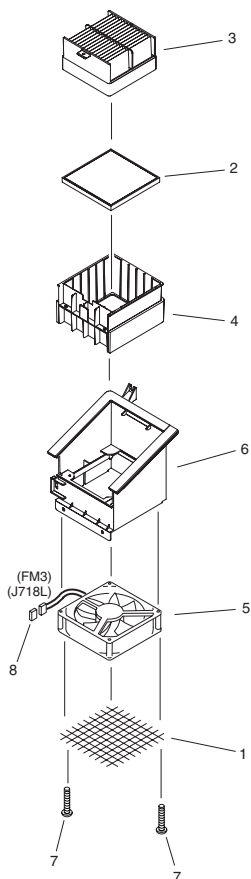
NOTE : This assembly includes the assemblies shown in Figure 925.
注 : このユニットはFigure 925を含みます。

FIGURE & KEY NO.	PARTS NUMBER	R A N K	Q'TY	DESCRIPTION	SERIAL NUMBER/ REMARKS	S V C
Fig.130	FM2-9704-000		1	CONTROL PANEL ASSEMBLY	SEE NOTE100V	
Fig.130	FM2-9705-000		1	CONTROL PANEL ASSEMBLY	SEE NOTE120V UL230V EXCEPT EUR,CN	
Fig.130	FM2-9708-000		1	CONTROL PANEL ASSEMBLY	SEE NOTE120V TW230V EUR,CN	
Fig.130	FM2-9751-000		1	CONTROL PANEL ASSEMBLY	SEE NOTEV2100V	
Fig.130	FM2-9752-000		1	CONTROL PANEL ASSEMBLY	SEE NOTEV2120V UL230V EXCEPT EUR,CN	
Fig.130	FM2-9753-000		1	CONTROL PANEL ASSEMBLY	SEE NOTEV2230V EUR	
Fig.130	FM2-9768-000		1	CONTROL PANEL ASSEMBLY	SEE NOTEV2230V CN	
Fig.130	FM2-9769-000		1	CONTROL PANEL ASSEMBLY	SEE NOTEV2120V TW	
Fig.130	FM2-9770-000		1	CONTROL PANEL ASSEMBLY	SEE NOTEV2230V KR	
1	FC6-3610-000		1	COVER, CONTROL PANEL		
2	FC6-3626-000		1	COVER, CONTROL PANEL, LOWER		
4	FC5-5182-000		1	COVER, LAMP		
5	FC5-4458-010		1	SHEET, LCD ELECTROSTATIC		
6	FC5-1059-000		1	KEY TOP, POWER SUPPLY		
7	FC5-1060-000		1	KEY TOP, ENERGY SAVE		
8	FC5-1061-000		1	KEY TOP, NUMBERS		
9	FC5-1064-000		1	KEY TOP, STOP		
10	FC5-1065-000		1	KEY TOP, RESET		
11	FC5-1066-000		1	KEY TOP, COUNTER		
12	FC5-1067-000		1	KNOB, VOLUME		
13	FH2-7037-000		1	CABLE, FLAT		
14	FK2-0329-000		1	ANALOG TOUCH PANEL UNIT		
15	FL2-3730-010		1	LCD CONTROL PANEL UNIT		
16	FG3-3965-000		1	CONTROL PANEL CPU PCB ASSEMBLY		
17	FG3-2834-020		1	PANEL SWITCH PCB ASSEMBLY		
18	FM2-1252-000		1	CABLE, CONTROL PANEL		
19	FM2-1253-000		1	CABLE, CONTROL PANEL CONNECT		
20	FM2-1254-000		1	CABLE, CONTROL PANEL INVERTER		
21	FC5-1062-010		1	KEY TOP, START		
22	FC5-1063-000		1	WINDOW, START KEY TOP		

FIGURE & KEY NO.	PARTS NUMBER	RANK	Q'TY	DESCRIPTION	SERIAL NUMBER/REMARKS	SVC
23	VS1-7164-036		1	CONNECTOR, SNAP TIGHT, 36P, W		
24	FC7-4421-000		1	PANEL, CONTROL	120V TW230V EUR,CN	
24	FC7-4422-000		1	PANEL, CONTROL	100V	
24	FC7-4423-000		1	PANEL, CONTROL	120V UL230V EXCEPT EUR,CN	
24	FC7-7787-000		1	PANEL, CONTROL	V2100V	
24	FC7-7788-000		1	PANEL, CONTROL	V2120V UL230V EXCEPT EUR,CN	
24	FC7-7789-000		1	PANEL, CONTROL	V2230V EUR	
24	FC7-7812-000		1	PANEL, CONTROL	V2230V CN	
24	FC7-7813-000		1	PANEL, CONTROL	V2120V TW	
24	FC7-7814-000		1	PANEL, CONTROL	V2230V KR	

FIGURE & KEY NO.	PARTS NUMBER	R A N K	Q'TY	DESCRIPTION	SERIAL NUMBER/ REMARKS	S V C
Fig.140	FM2-9649-000		1	POWER CORD TERMINAL ASSEMBLY	100V	
Fig.140	FM2-9678-000		1	POWER CORD TERMINAL ASSEMBLY	120V	
Fig.140	FM2-9688-000		1	POWER CORD TERMINAL ASSEMBLY	230V	
1	FH2-7030-020		1	CORD, POWER SUPPLY	100VPLG1	
2	FH7-7626-000		1	BREAKER, ELECTRIC LEAKAGE	100VELCB	
2	FK2-0014-000		1	BREAKER, ELECTRIC LEAKAGE	120VELCB	
2	FH7-7625-030		1	BREAKER, ELECTRIC LEAKAGE	230VELCB	
3	FM2-9865-000		1	FILTER, NOISE	100VUN26	
3	FM2-9866-000		1	FILTER, NOISE	120V,230VUN26	
4	VS1-7177-002		1	CONNECTOR, SNAP TIGHT, BK		
5	VS1-7177-005		1	CONNECTOR, SNAP TIGHT, BK		
6	VS1-7177-006		1	CONNECTOR, SNAP TIGHT, BK		
7	FM2-3780-000		1	CABLE, FINISHER LATTICE		
8	WC1-5179-000		2	SWITCH,TOGGLE	SW3,SW4	
9	WE8-5765-000		1	CORE,FERRITE		
10	FG6-4969-000		1	CABLE, HEATER SWITCH	100V,230V	
11	FM2-9906-000		1	CABLE, INLET	230V	
12	FH2-7039-000		1	CORD, POWER SUPPLY	120VPLG1	
13	FK2-0146-000		1	CORD, POWER SUPPLY	SEE NOTE230V EXCEPT AU,CNPLG1	
14	FK2-0148-000		1	CORD, POWER SUPPLY	SEE NOTE230V AUPLG1	
15	FK2-2987-000		1	CORD, POWER SUPPLY	SEE NOTE230V CNPLG1	
16	FC9-8709-000		1	COVER, CONNECTOR	120V	
17	WS3-5610-000		2	CONNECTOR, 1P, FEMALE	120V	
18	WS3-5613-000		2	PIN CONTACT	100V,120V	
19	WT1-5480-000		1	TERMINAL, RING	120V	

FIGURE 190 MACHINE EXHAUST FAN ASSEMBLY



NOTE : This assembly does not include the part shown with key No.8.

注 : このユニットにKeyNo.8の部品は含まれません。

FIGURE & KEY NO.	PARTS NUMBER	RANK	Q'TY	DESCRIPTION	SERIAL NUMBER/REMARKS	SVC
Fig.190	FM2-3101-000		1	MACHINE EXHAUST FAN ASSEMBLY		
1	FA9-3847-000		1	SHEET, MESH		
2	FC6-3693-000		1	FILTER, OZONE		
3	FC6-3483-000		1	FILTER, AIR		
4	FL2-3011-000		1	CASE, FILTER		
5	FH5-1118-000		1	FAN	FM3	
6	FL2-3012-000		1	DUCT, EXHAUST		
7	XA9-0189-000		2	SCREW		
8	VS1-7177-003		1	CONNECTOR, SNAP TIGHT, BK	SEE NOTE	

FIGURE 191 PRIMARY FAN DUCT ASSEMBLY

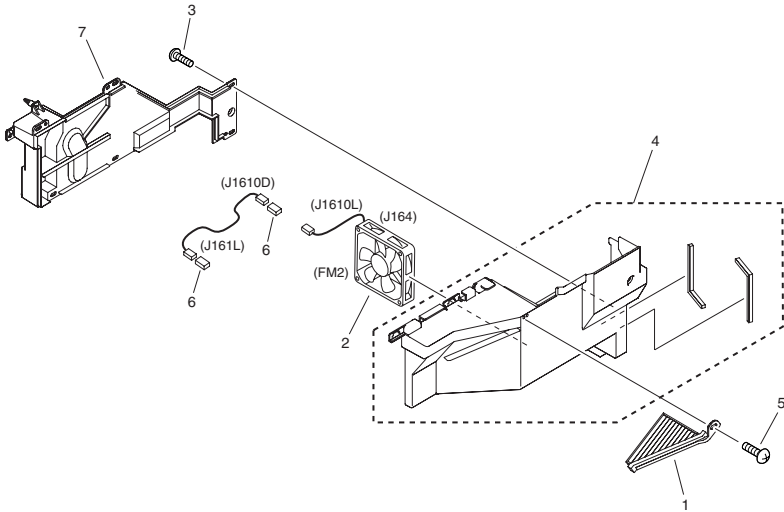


FIGURE & KEY NO.	PARTS NUMBER	RANK	Q'TY	DESCRIPTION	SERIAL NUMBER/REMARKS	SVC
Fig.191	FM2-9694-000		1	PRIMARY FAN DUCT ASSEMBLY		
1	FL2-3036-000		1	FILTER, DUST-PROOF	FM2	
2	FK2-0103-000		1	FAN		
3	XA9-0591-000		6	SCREW, M3X8		
4	FL2-5834-000		1	DUCT, PRIMARY FAN, 1		
5	XA9-0605-000		1	SCREW, M4X8		
6	VS1-7177-003		2	CONNECTOR, SNAP TIGHT		
7	FC6-3540-000		1	DUCT, PRIMARY FAN, 2		

FIGURE 192 PAPER FEEDER FAN DUCT ASSEMBLY

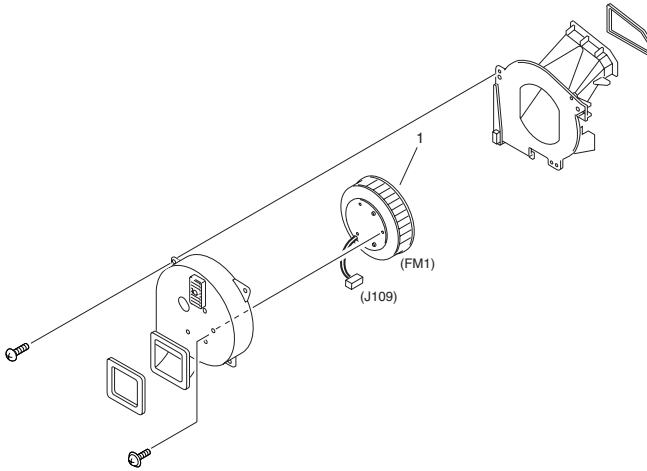


FIGURE & KEY NO.	PARTS NUMBER	RANK	Q'TY	DESCRIPTION	SERIAL NUMBER/REMARKS	SVC
Fig.192	FM2-3023-000		1	PAPER FEEDER FAN DUCT ASSEMBLY		
1	FK2-0837-000		1	FAN, DC 24V	FM1	

FIGURE 194 SCANNER COOLING FAN ASSEMBLY

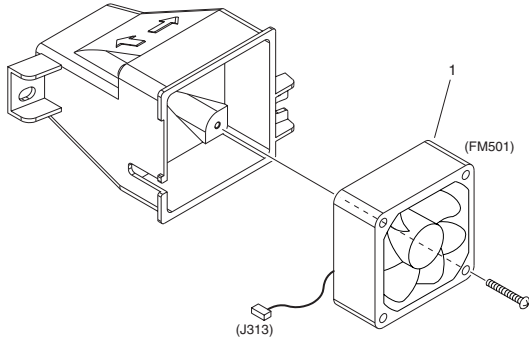


FIGURE & KEY NO.	PARTS NUMBER	RANK	Q'TY	DESCRIPTION	SERIAL NUMBER/REMARKS	SVC
Fig.194	FM2-5844-000		1	SCANNER COOLING FAN ASSEMBLY		
1	FK2-0636-000		1	FAN	FM501	

FIGURE 215 SCANNER MOUNT ASSEMBLY

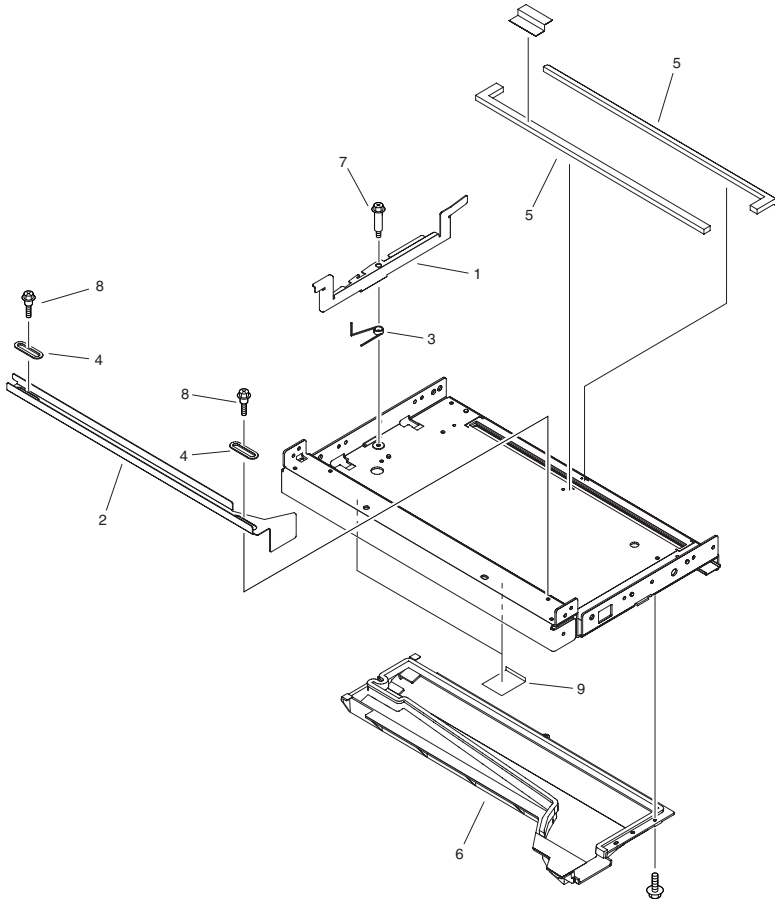


FIGURE & KEY NO.	PARTS NUMBER	RANK	Q'TY	DESCRIPTION	SERIAL NUMBER/REMARKS	SVC
Fig.215	NPN		RF	SCANNER MOUNT ASSEMBLY		
1	FC6-3553-000		1	LINK, 1		
2	FC6-3554-000		1	LINK, 2		
3	FC6-3555-000		1	SPRING		
4	FC6-3650-000		2	GUIDE, LINK		
5	FC6-3737-000		2	SEAL, SCANNER		
6	FL2-3018-000		1	DUCT, PRIMARY FAN		
7	FS5-9222-000		1	SCREW, STEPPED, M4		
8	FS5-9277-020		2	SCREW, STEPPED, M4		
9	FC6-3827-000		2	SHEET		

FIGURE 230 VERTICAL PATH DRIVE ASSEMBLY

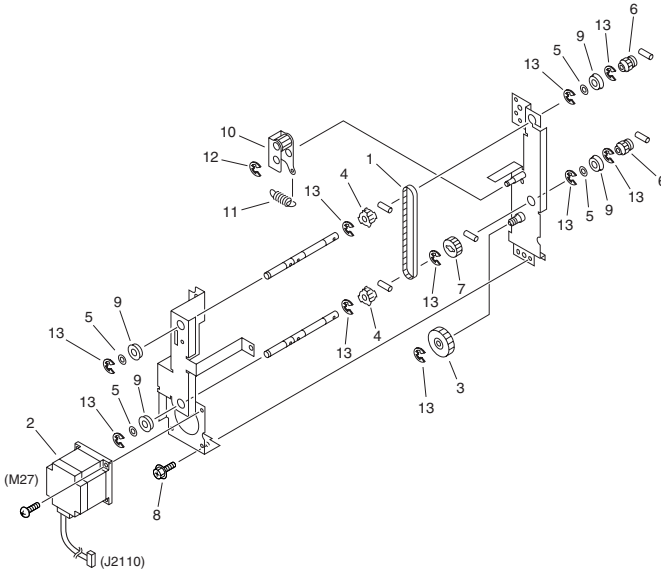


FIGURE & KEY NO.	PARTS NUMBER	RANK	Q'TY	DESCRIPTION	SERIAL NUMBER/REMARKS	SVC
Fig.230	FM2-3022-000		1	VERTICAL PATH DRIVE ASSEMBLY		
1	FB5-3018-000		1	BELT, TIMING		
2	FK2-0822-000		1	MOTOR, STEPPING	M27	
3	FS5-0728-000		1	GEAR, 40T		
4	FS5-3805-000		2	PULLEY, 28T		
5	FS5-6487-000		4	WASHER		
6	FS7-0640-000		2	GEAR, 18T		
7	FS7-0641-000		1	GEAR, 24T		
8	XA9-0628-000		2	SCREW,RS,M4X8		
9	XG9-0403-000		4	BEARING, BALL 12MM		
10	FF5-9954-000		1	PLATE,TERNSION		
11	FS7-2320-000		1	SPRING,TENSION		
12	XD9-0135-000		1	RING, E		
13	XD9-0137-010		10	RING, E		

FIGURE 231 VERTICAL PATH DUPLEXING FEED DRIVE ASSEMBLY

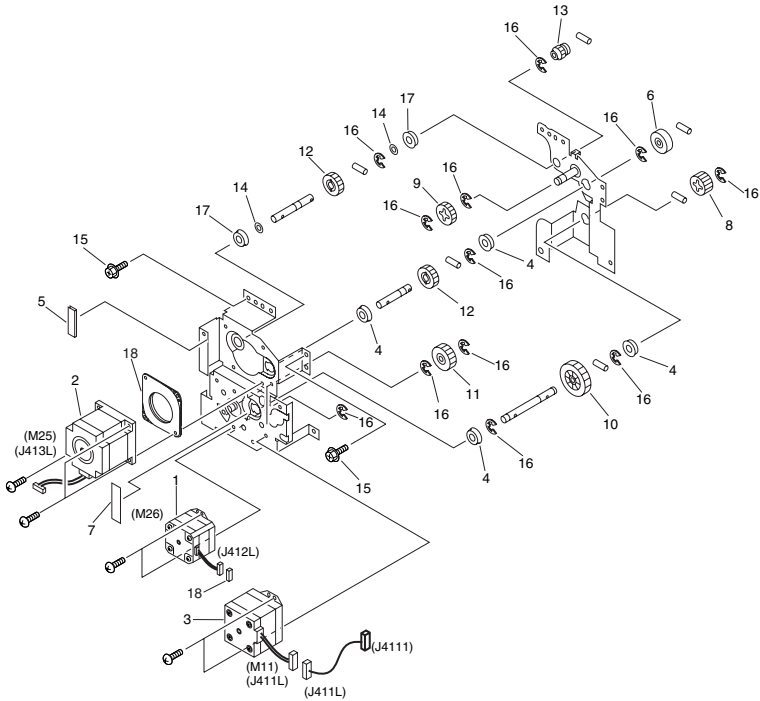


FIGURE & KEY NO.	PARTS NUMBER	R A N K	Q'TY	DESCRIPTION	SERIAL NUMBER/ REMARKS	S V C
Fig.231	FM2-9666-000		1	V.PATH DUPLEX FEED DRIVE ASS'Y		
1	FK2-0820-000		1	MOTOR, STEPPING	M26	
2	FK2-4562-000		1	MOTOR, STEPPING	M25	
3	FK2-3475-000		1	MOTOR, STEPPING	M24	
4	FA9-2112-000		4	BUSHING, PL		
5	FB3-8796-000		1	SHEET, PROTECT, 3		
6	FB5-3023-000		1	COUPLING		
7	FC7-4372-000		1	SHEET,PROTECTION		
8	FS4-0145-000		1	GEAR, 20T		
9	FS5-0514-000		1	GEAR, 20T		
10	FS5-0662-000		1	GEAR, 36T		
11	FS5-0748-000		1	GEAR, IDLER, 30T		
12	FS5-0875-000		2	GEAR, 24T		
13	FS7-0640-000		1	GEAR, 18T		
14	FS7-5988-000		2	WASHER		
15	XA9-0628-000		2	SCREW,RS,M4X8		
16	XD9-0137-010		12	RING, E		
17	XG9-0403-000		2	BEARING, BALL 12MM		
18	FC7-4358-000		1	DAMPER		

FIGURE 232 LIFTER DRIVE ASSEMBLY

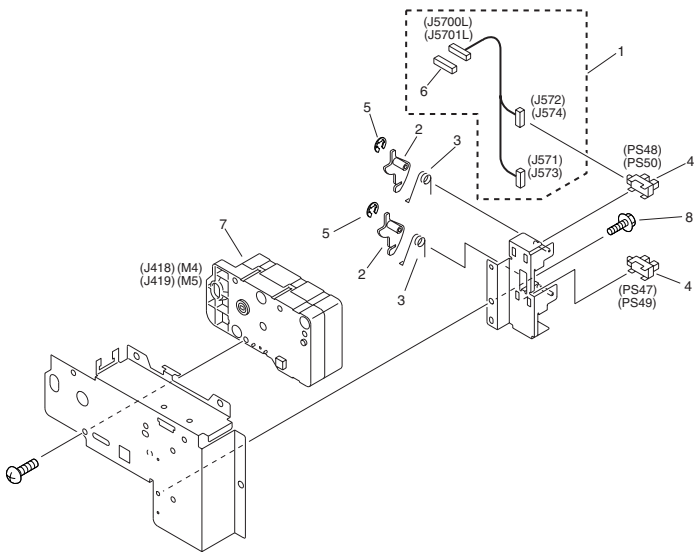


FIGURE & KEY NO.	PARTS NUMBER	RANK	Q'TY	DESCRIPTION	SERIAL NUMBER/REMARKS	SVC
Fig.232	FG6-5039-000		2	LIFTER DRIVE ASSEMBLY		
1	FG6-9903-000		1	CABLE, DECK REMNANT DETECT		
2	FB2-9248-000		2	ARM, PAPER SENSOR		
3	FB5-0553-000		2	SPRING, TORSION		
4	FK2-0149-000		2	PHOTO-INTERRUPTER, TLP1253(C6)	PS47,PS48,PS49,PS50	
5	XD9-0133-000		2	RING, E		
6	VS1-7177-006		1	CONNECTOR, SNAP TIGHT, BK		
7	FG9-3915-000		1	MOTOR, DC	M4,M5	
8	XA9-0628-000		1	SCREW,M4X8		

FIGURE 250 MAIN DRIVE ASSEMBLY

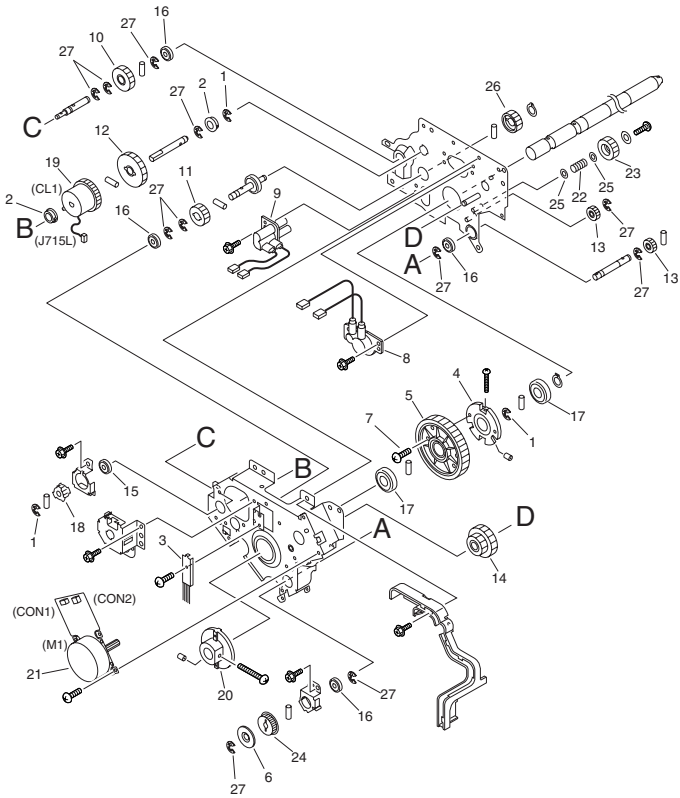


FIGURE & KEY NO.	PARTS NUMBER	R A N K	Q'TY	DESCRIPTION	SERIAL NUMBER/ REMARKS	S V C
Fig.250	FM2-3018-000		1	MAIN DRIVE ASSEMBLY	EXCEPT iR5075,iR5075N	
Fig.250	FM2-9662-000		1	MAIN DRIVE ASSEMBLY	iR5075,iR5075N	
1	XD9-0136-000		3	RING, E		
2	FA9-2112-000		2	BUSHING, PL		
3	FB6-5889-000		1	ELIMINATOR, STATIC CHARGE		
4	FB5-4562-000		1	FLANGE		
5	FS7-0645-000		1	GEAR, 89T		
6	FB2-7851-000		1	FLANGE		
7	XA9-0207-000		2	SCREW		
8	FH2-9243-020		1	CONNECTOR, HIGH VOLTAGE		
9	FH2-9248-000		1	CONNECTOR, HIGH VOLTAGE		
10	FS3-0167-000		1	GEAR, 30T		
11	FS5-0685-000		1	GEAR, 24T		
12	FS6-0070-000		1	GEAR, 40T		
13	FS6-0091-000		2	GEAR, 16T		
14	FL2-5833-000		1	GEAR, 76T/27T		
15	XG9-0298-000		1	BEARING,BALL, 6002ZZNRCG16AV2L		
16	XG9-0664-000		4	BEARING,BALL, JMK-688ZZNR D4ML		
17	XG9-0694-000		2	BEARING,BALL, 608ZZ1NRM3E,		
18	FS5-3807-000		1	PULLEY, 18T		
19	FK2-0852-000		1	CLUTCH, ELECTROMAGNETIC	CL1	
20	FB5-3005-000		1	BOSS, FLYWHEEL		
21	FK2-0801-000		1	MOTOR, DC	EXCEPT iR5075,iR5075NM1	
21	FK2-3689-000		1	MOTOR, DC	iR5075,iR5075NM1	
22	FS5-2959-000		1	SPRING, TORSION		
23	FS6-0127-000		1	GEAR, 18T		
24	FS6-0084-000		1	PULLEY, 26T		
25	FS5-6328-000		2	WASHER		
26	FS6-0076-020		1	GEAR, 18T		
27	XD9-0137-010		11	RING, E		

FIGURE 260 PRE-REGIST DRIVE ASSEMBLY

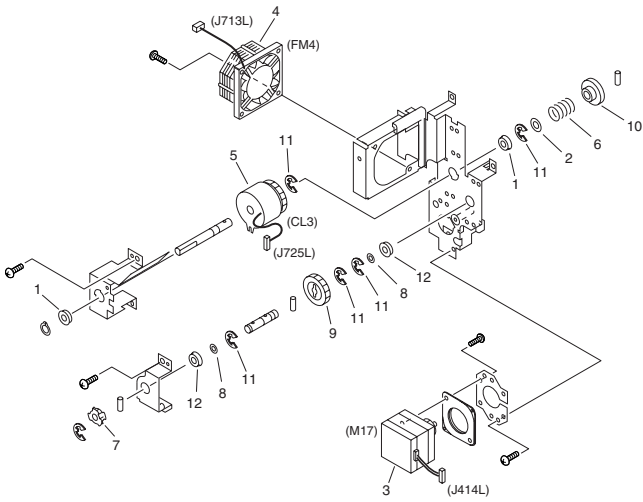


FIGURE & KEY NO.	PARTS NUMBER	R A N K	Q'TY	DESCRIPTION	SERIAL NUMBER/ REMARKS	S V C
Fig.260	FM2-9709-000		1	PRE-REGIST. DRIVE ASSEMBLY		
1	FA9-2112-000		2	BUSHING, PL		
2	FB2-7816-000		1	HOLDER, SPRING		
3	FK2-4563-000		1	MOTOR, STEPPING	M17	
4	FK2-0844-000		1	FAN	FM4	
5	FK2-0851-000		1	CLUTCH, ELECTROMAGNETIC	CL3	
6	FS5-2925-000		1	SPRING, TORSION		
7	FS5-3805-000		1	PULLEY, 28T		
8	FS5-6487-000		2	WASHER		
9	FS6-0056-000		1	GEAR, 32T		
10	FB5-3481-000		1	COUPLING		
11	XD9-0137-010		6	RING, E		
12	XG9-0211-000		2	BALL BEARING, MF128ZZ1MC3D4M		

FIGURE 261 CASSETTE PICK-UP DRIVE ASSEMBLY

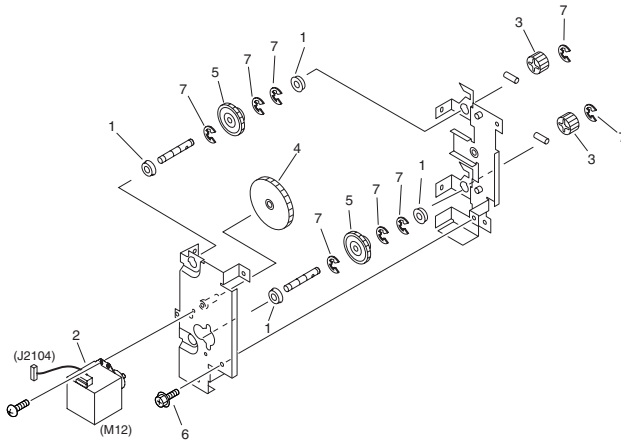


FIGURE & KEY NO.	PARTS NUMBER	RANK	Q'TY	DESCRIPTION	SERIAL NUMBER/REMARKS	SVC
Fig.261	FM2-9665-000		1	CASSETTE PICK-UP DRIVE ASS'Y		
1	FA9-2112-000		4	BUSHING, PL	M12	
2	FK2-3475-000		1	MOTOR, STEPPING, DC		
3	FS4-0145-000		2	GEAR, 20T		
4	FS6-0065-020		1	GEAR, 64T		
5	FS7-0653-000		2	GEAR, ONE-WAY CLUTCH		
6	XA9-0628-000		3	SCREW, M4X8		
7	XD9-0137-010		8	RING, E		

FIGURE 263 LEFT PICK-UP DRIVE ASSEMBLY

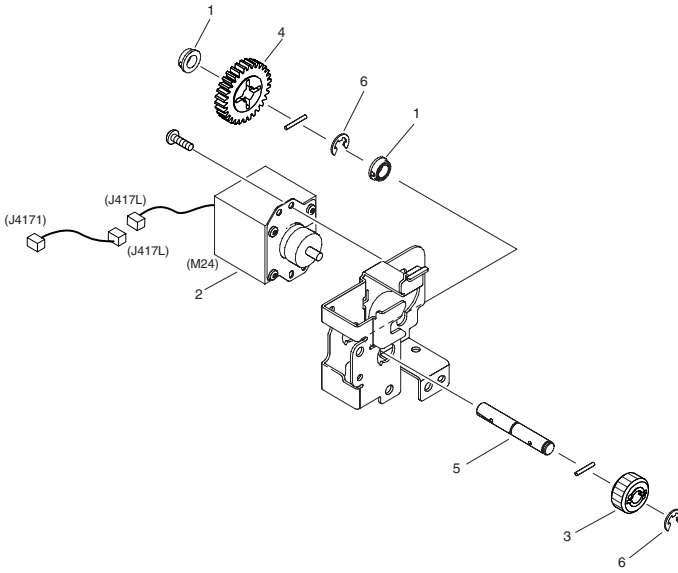
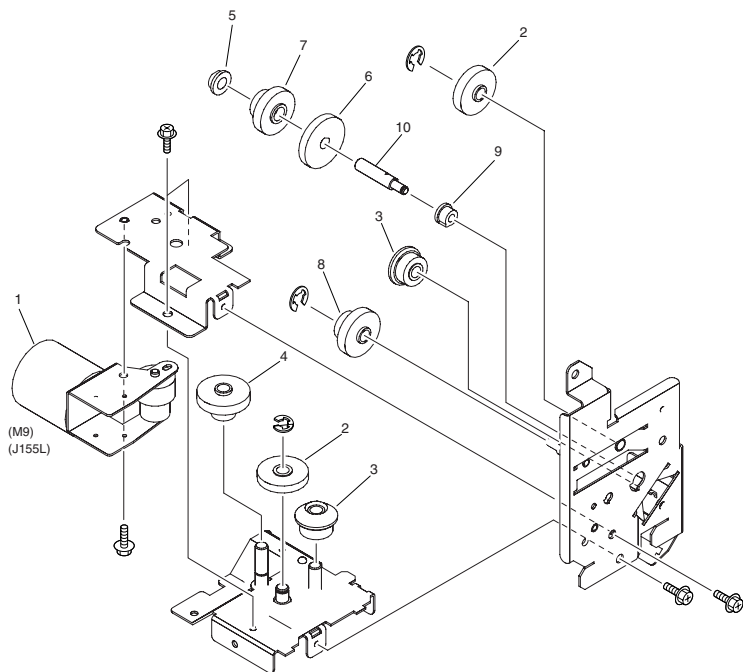


FIGURE & KEY NO.	PARTS NUMBER	RANK	Q'TY	DESCRIPTION	SERIAL NUMBER/REMARKS	SVC
Fig.263	FM2-9664-000		1	LEFT PICK-UP DRIVE ASSEMBLY		
1	FA9-2112-000		2	BUSHING, PL		
2	FK2-3475-000		1	MOTOR, STEPPING, DC	M24	
3	FS4-0145-000		1	GEAR, 20T		
4	FS5-0662-000		1	GEAR, 36T		
5	FB5-3450-000		1	SHAFT, PICK-UP INPUT, LEFT		
6	XD9-0234-000		2	RING, E		

FIGURE & KEY NO.	PARTS NUMBER	R A N K	Q'TY	DESCRIPTION	SERIAL NUMBER/ REMARKS	S V C
Fig.265	FM2-9681-000		1	DUPLEXING FEED DRIVE ASSEMBLY	EXCEPT iR5075,iR5075N	
Fig.265	FM2-9630-000		1	DUPLEXING FEED DRIVE ASSEMBLY	iR5075,iR5075N	
1	FA9-2112-000		2	BUSHING, PL		
2	FB5-3023-000		1	COUPLING		
3	FK2-0850-000		1	CLUTCH, ELECTROMAGNETIC	CL4	
4	FU7-0522-000		1	GEAR, 26T		
5	FS5-0685-000		1	GEAR, 24T		
6	FS5-3808-010		1	PULLEY, 36T	EXCEPT iR5075,iR5075N	
6	FU5-3544-000		1	PULLEY, 36T	iR5075,iR5075N	
7	FS5-3810-000		1	PULLEY, 20T		
8	FS5-6487-000		6	WASHER		
9	XG9-0403-000		4	BEARING, BALL 12MM		
10	XF9-0759-000		1	BELT, TIMING	EXCEPT iR5075,iR5075N	
10	XF2-1611-040		1	BELT, TIMING	iR5075,iR5075N	
11	XD9-0137-010		6	RING, E		

FIGURE 275 SUB HOPPER DRIVE ASSEMBLY

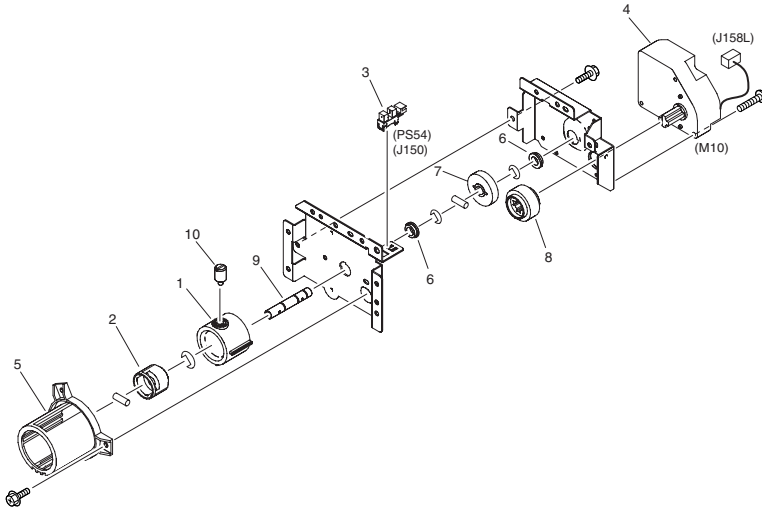


NOTE : This assembly is included in the assembly shown in Figure 620.

注 : このユニットはFigure620のユニットに含まれます。

FIGURE & KEY NO.	PARTS NUMBER	R A N K	Q'TY	DESCRIPTION	SERIAL NUMBER/ REMARKS	S V C
Fig.275	FM2-9653-000		1	SUB HOPPER DRIVE ASSEMBLY	SEE NOTE	
1	FK2-0813-000		1	MOTOR, DC	M9	
2	FU5-0270-000		2	GEAR, 38T		
3	FU5-0271-000		2	BEVEL GEAR, 20T/GEAR, 24T		
4	FU7-0523-000		1	GEAR, 23T/30T		
5	FS1-1569-000		1	BUSHING		
6	FU6-0728-000		1	GEAR, 42T		
7	FU6-0729-000		1	GEAR, 36T		
8	FU6-0731-000		1	GEAR, 37T/17T		
9	RS5-1308-000		1	BUSHING		
10	FC5-1953-000		1	SHAFT, TRANSMISSION		

FIGURE 276 BOTTLE DRIVE ASSEMBLY



NOTE : This assembly is included in the assembly shown in Figure 620.
 注 : このユニットはFigure 620のユニットに含まれます。

FIGURE & KEY NO.	PARTS NUMBER	R A N K	Q'TY	DESCRIPTION	SERIAL NUMBER/REMARKS	S V C
Fig.276	FM2-3024-000		1	BOTTLE DRIVE ASSEMBLY	SEE NOTE	
1	FC5-1904-000		1	GUIDE, RELEASE		
2	FC5-1912-000		1	CAP, DOCKING POINT		
3	FK2-0149-000		1	PHOTO-INTERRUPTER, TLP1253(C6)	PS54	
4	FK2-0015-000		1	MOTOR, DC24V	M10	
5	FL2-0596-000		1	RAIL, RING		
6	FS1-1510-000		2	BUSHING, 8,4, (COP)		
7	FU5-0199-000		1	GEAR, 36T		
8	FU5-0273-000		1	GEAR, 35T		
9	FC5-1913-000		1	SHAFT, BOTTLE DRIVE		
10	FC5-5091-000		1	SHAFT, RING		

FIGURE 280 WASTE TONER ASSEMBLY

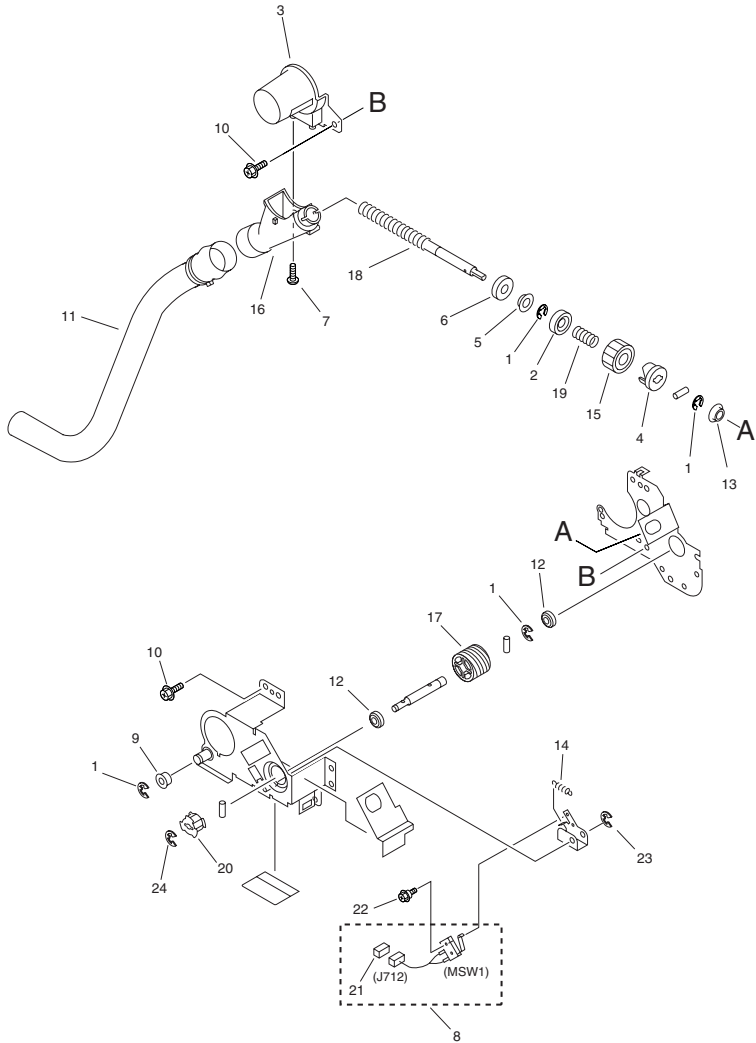


FIGURE & KEY NO.	PARTS NUMBER	R A N K	Q'TY	DESCRIPTION	SERIAL NUMBER/ REMARKS	S V C
Fig.280	FG6-4876-000		1	WASTE TONER ASSEMBLY		
1	XD9-0137-010		4	RING, E		
2	FB4-1797-000		1	SUPPORT, SPRING		
3	FB5-2989-000		1	CAP, WASTE TONER		
4	FB2-7981-000		1	CAM		
5	FS1-1462-000		1	BUSHING, PL		
6	X71-9310-000		1	SEAL, OIL		
7	XA9-0591-000		2	SCREW, M3X8		
8	FG6-5481-000		1	CABLE, WASTE TONER SWITCH		
9	FS2-6458-000		1	ROLLER		
10	XA9-0628-000		5	SCREW, RS, M4X8		
11	FA9-3961-000		1	PIPE, WASTE TONER		
12	XG9-0550-000		2	BEARING,BALL, 608ZZ1NRM3E,		
13	FB5-2993-000		1	BUSHING, ONE-WAY		
14	FS7-2344-000		1	SPRING, TENSION		
15	FS6-0014-000		1	GEAR, 26T		
16	FB5-2990-000		1	PIPE, JOINT		
17	FS6-0064-000		1	WORM GEAR		
18	FB5-2992-030		1	FEEDSCREW		
19	FS7-2338-000		1	SPRING, COMPRESSION		
20	FS5-3807-000		1	PULLEY, 18T		
21	VS1-7173-002		1	CONNECTOR, SNAP TIGHT, 2P		
22	XA9-0944-000		1	SCREW,STEPPED,M2		
23	XD9-0134-000		1	RING, E		
24	XD9-0136-000		1	RING, E		

FIGURE 281
MAIN MOTOR DRIVE ASSEMBLY

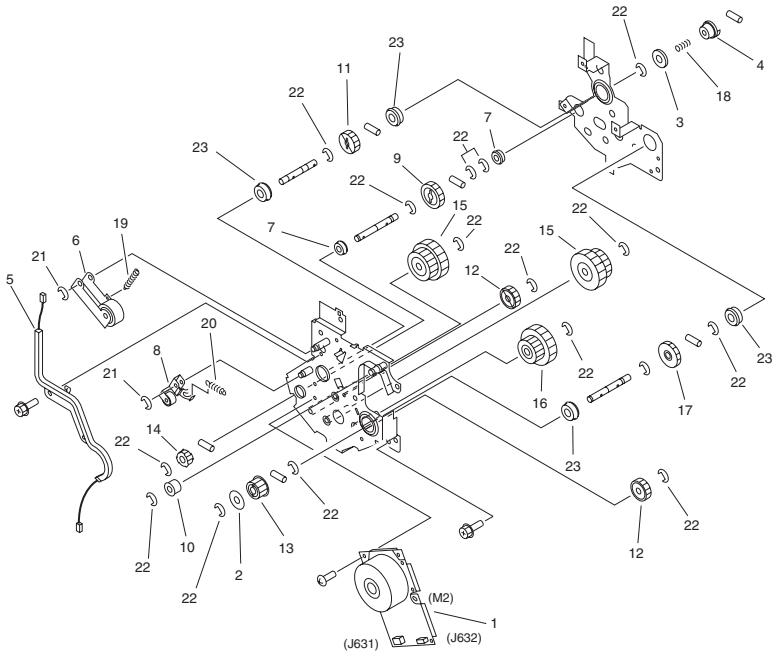


FIGURE & KEY NO.	PARTS NUMBER	R A N K	Q'TY	DESCRIPTION	SERIAL NUMBER/ REMARKS	S V C
Fig.281	FM2-3073-000		1	MAIN MOTOR DRIVE ASSEMBLY	EXCEPT iR5075,iR5075N	
Fig.281	FM2-9663-000		1	MAIN MOTOR DRIVE ASSEMBLY	iR5075,iR5075N	
1	FK2-0805-000		1	MOTOR, DC	EXCEPT iR5075,iR5075NM2	
1	FK2-3491-000		1	MOTOR, DC	iR5075,iR5075NM2	
2	FA6-7939-000		1	FLANGE, PULLEY, 2		
3	FA6-8304-000		1	WASHER,SPRING		
4	FB2-7841-000		1	COUPLING, REGISTRATION		
5	FH2-9247-000		1	GUIDE, DEVELOPING CABLE		
6	FL2-3100-000		1	TENSIONER, FIXING		
7	XG9-0250-000		2	BALL BEARING, 688AZZNR*MC3D4M		
8	FL2-3102-000		1	TENSIONER		
9	FS2-0441-000		1	GEAR, 28T		
10	FS2-6458-000		1	ROLLER		
11	FS5-0677-000		1	GEAR, 26T		
12	FS5-0685-000		2	GEAR, 24T		
13	FS5-3321-000		1	PULLEY, 22T		
14	FS5-3805-000		1	PULLEY, 28T		
15	FS7-0656-000		2	GEAR, 32T/64T		
16	FS7-0657-000		1	GEAR, 26T/64T		
17	FS7-0667-000		1	GEAR, 31T		
18	FS7-2997-000		1	SPRING, LEAF		
19	FS7-2998-000		1	SPRING		
20	FS7-2999-000		1	SPRING		
21	XD9-0136-000		2	RING, E		
22	XD9-0137-010		17	RING, E		
23	XG9-0013-000		4	BALL BEARING, NSK 608ZZNRMC3		

FIGURE 300 CASSETTE

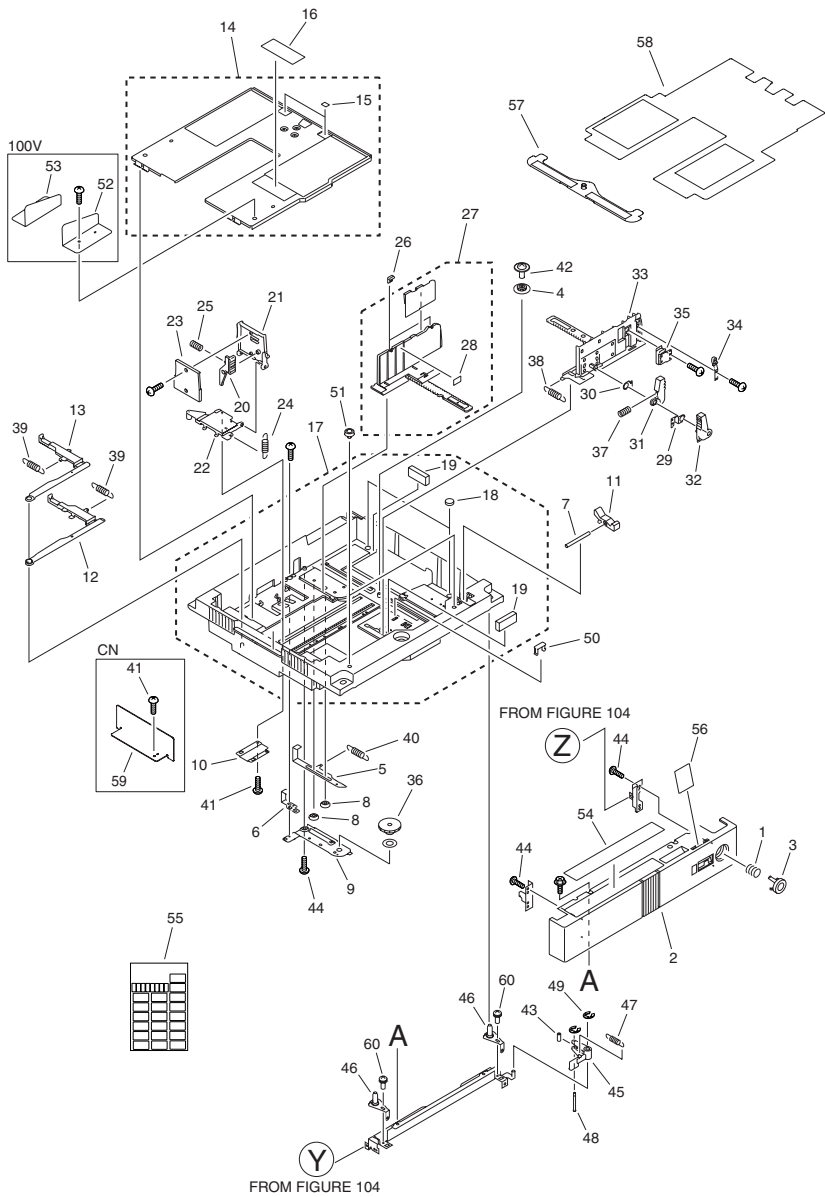


FIGURE & KEY NO.	PARTS NUMBER	R A N K	Q'TY	DESCRIPTION	SERIAL NUMBER/ REMARKS	S V C
Fig.300	NPN		RF	CASSETTE		
1	FB5-3365-000		1	SPRING, COMPRESSION		
2	FC6-3618-000		1	COVER, CASSETTE, FRONT		
3	FL2-3068-000		1	PUSH BUTTON		
4	FA9-3674-000		1	GEAR,17T		
5	FB3-9305-020		1	PLATE, VOLUME RACK		
6	FB3-9313-020		1	PLATE, VOLUME		
7	FB3-9315-020		1	SHAFT, RELEASE LEVER		
8	FB3-9319-000		2	BUSHING		
9	FB3-9320-020		1	PLATE, COVER, LOWER		
10	FB3-9326-020		1	PLATE, END GUIDE, LOWER		
11	FB6-6960-000		1	LEVER, RELEASE		
12	FB6-6961-000		1	CAM, END PLATE SENSING, 1		
13	FB6-6962-000		1	CAM, END PLATE SENSING, 2		
14	FF5-9550-040		1	PLATE, LIFTING		
15	FB5-2841-000		2	SHEET, SEPARATION		
16	FS5-8619-000		1	LABEL, SIZE		
17	FL2-3064-000		1	BODY, CASSETTE		
18	FB3-9321-000		2	DAMPER		
19	FB5-5599-000		2	PAD		
20	FB3-9308-000		1	LEVER, END GUIDE		
21	FB6-6963-000		1	PLATE, END GUIDE		
22	FB6-6964-000		1	MOUNT, END GUIDE		
23	FB6-6966-000		1	COVER, END GUIDE		
24	FS5-2328-000		1	SPRING, TENSION		
25	FS6-2694-000		1	SPRING, COMPRESSION		
26	FB6-6968-000		2	CLAW, SIDE		
27	FL2-3065-000		1	PLATE,SIDE GUIDE,REAR		
28	FS5-8618-000		1	MAXIMUM LOAD LABEL		
29	FA9-3313-030		1	PLATE, STOP, 1		
30	FA9-3314-030		1	PLATE, STOP, 2		
31	FB3-9322-020		1	KNOB, SIDE GUIDE, 1		

FIGURE & KEY NO.	PARTS NUMBER	R A N K	Q'TY	DESCRIPTION	SERIAL NUMBER/REMARKS	S V C
32	FB3-9323-020		1	KNOB, SIDE GUIDE, 2		
33	FB6-6965-000		1	PLATE, SIDE GUIDE, FRONT		
34	FF6-1034-000		1	SPRING, LEAF, 1		
35	FF6-1333-000		1	SPRING, LEAF, 2		
36	FS5-0532-000		1	GEAR, 15T/42T		
37	FS5-2650-000		1	SPRING, COMPRESSION		
38	FS6-2691-030		1	SPRING, TENSION		
39	FS6-2692-000		2	SPRING, TENSION		
40	FS6-2693-000		1	SPRING, TENSION		
41	XA9-0591-000		3	SCREW, M3X8		
42	XA9-1013-000		1	SCREW, M3X8		
43	FA9-4022-000		1	ROLLER		
44	XA9-0605-000		6	SCREW, M4X8		
45	FB3-9356-000		1	LEVER, CASSETTE, RIGHT		
46	FF5-9685-040		2	PLATE, SIDE REGIST. ADJUSTMENT		
47	FS6-2667-000		1	SPRING, TENSION		
48	FS6-4243-020		1	SHAFT, ROLLER		
49	XD9-0136-000		1	RING, E		
50	FB3-9316-000		2	CLAW, SENSING		
51	XZ9-0564-000		2	SUPPORT, ONE-TOUCH		
52	FC6-3800-000		1	GUIDE, B4 BACK END, FRONT	100V	
53	FC6-3801-000		1	GUIDE, B4 BACK END, REAR	100V	
54	FS6-8982-000		1	LABEL, CASSETTE OPERATION		
55	FU5-8564-000		1	LABEL, PAPER SIZE		
56	FB6-6971-000		1	PLATE, SIZE		
57	FF6-1052-030		1	COVER, WEIGHT	A4 TYPE	
57	FF6-1051-030		1	COVER, WEIGHT	LTR TYPE	
58	FL2-5525-000		1	SHEET, TAB		
59	FC6-3852-000		2	PLATE, BACK END LIMIT	CN	
60	XA9-1964-000		2	SCREW, W/WASHER, M4X8		

FIGURE 302 RIGHT PAPER STOCK ASSEMBLY

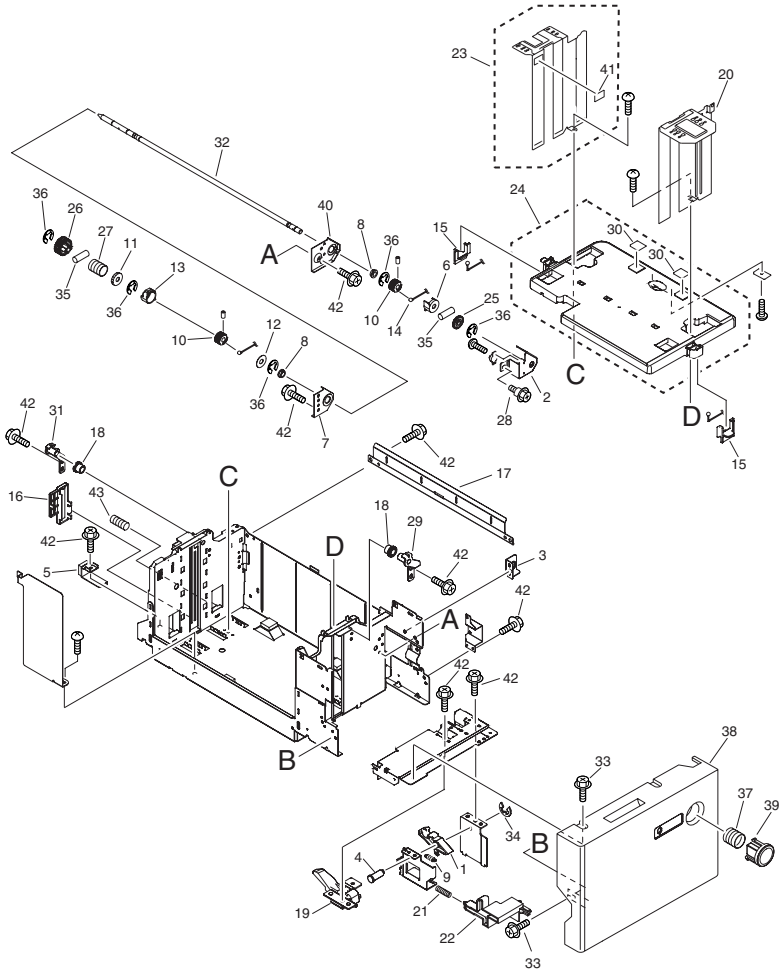
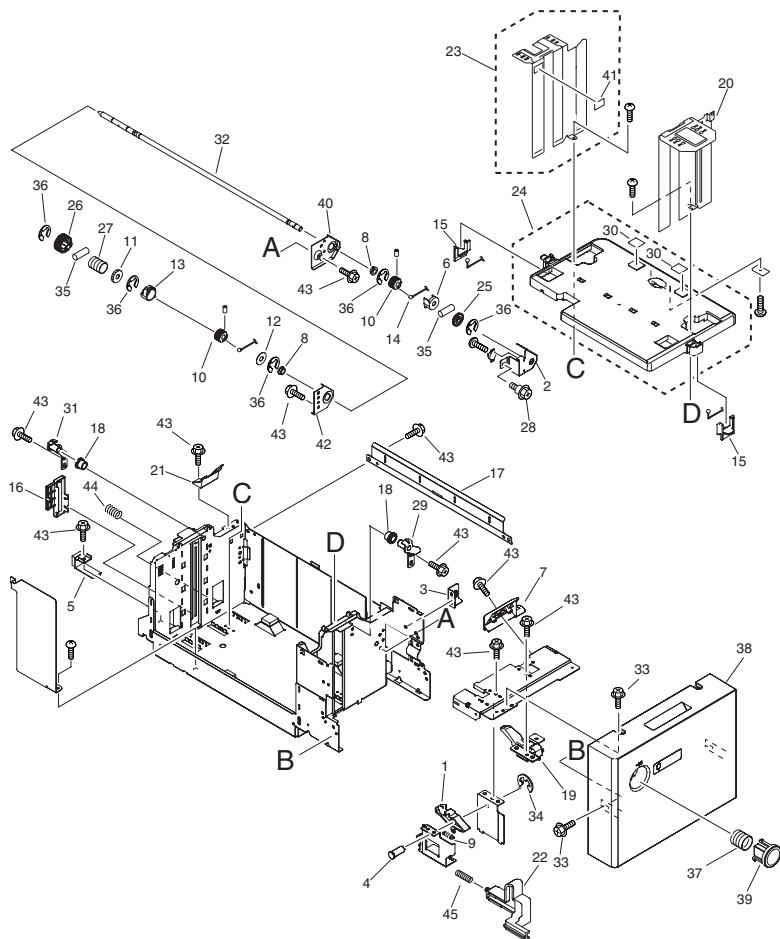


FIGURE & KEY NO.	PARTS NUMBER	R A N K	Q'TY	DESCRIPTION	SERIAL NUMBER/ REMARKS	S V C
Fig.302	FM2-9787-000		1	RIGHT PAPER STOCK ASSEMBLY	A4 TYPE	
Fig.302	FM2-9788-000		1	RIGHT PAPER STOCK ASSEMBLY	LTR TYPE	
1	FC6-3752-000		1	HOOK		
2	FC6-3764-000		1	HOLDER,DAMPER		
3	FC6-3765-000		1	PLATE,POSITIONING		
4	FC6-3754-000		1	SHAFT,RELEASE		
5	FL2-3077-000		1	STOPPER,DECK		
6	FA6-9988-020		1	FLANGE, LIFTER		
7	FC6-3763-000		1	SUPPORT,SHAFT,REAR		
8	FA9-2112-000		2	BUSHING, PL		
9	FU6-2109-000		1	SPRING, TENSION		
10	FB2-8465-000		2	PULLEY, LIFTING		
11	FC1-5061-000		1	GEAR, 28T		
12	FC6-3760-000		1	PLATE,LIMIT,WIRE		
13	FC1-5081-000		1	FLANGE, REAR		
14	FC6-3768-000		1	WIRE,LIFTING		
15	FC6-3770-000		2	BRACKET		
16	FC6-3766-000		1	BLOCK,REMANT DETECT		
17	FL3-3135-000		1	PLATE,SEPARATION		
18	FC6-3769-000		2	PULLEY		
19	FL2-3076-000		1	LEVER,CAM RELEASE		
20	FL2-3074-000		1	SUPPORT,PAPER GUIDE,FRONT		
21	FU6-2110-000		1	SPRING, COMPRESSION		
22	FC6-3753-000		1	LEVER,RELEASE,RIGHT		
23	FL2-6287-000		1	SUPPORT,PAPER GUIDE,REAR		
24	FL2-3079-040		1	PLATE, LIFTER		
25	FS4-0012-000		1	GEAR, 27T		
26	FS4-0160-000		1	GEAR, 28T		
27	FS4-2136-000		1	SPRING, COMPRESSION		
28	FS5-9216-020		1	SCREW, STEPPED, M4X6		
29	FL2-3080-000		1	SUPPORT,FRONT		
30	FB2-7740-020		2	SHEET, SEPARATION		

FIGURE & KEY NO.	PARTS NUMBER	RANK	Q'TY	DESCRIPTION	SERIAL NUMBER/REMARKS	SVC
31	FL2-3081-000		1	SUPPORT,REAR		
32	FC6-3761-000		1	SHAFT,LIFT		
33	XA9-0721-010		6	SCREW,RS,M4X10		
34	XD9-0135-000		1	RING, E		
35	XD9-0104-000		3	PIN, DOWEL		
36	XD9-0137-010		5	RING, E		
37	FB5-3365-000		1	SPRING, COMPRESSION		
38	FC6-3616-000		1	FRONT COVER, RIGHT		
39	FL2-3068-000		1	PUSH BUTTON		
40	FC6-3762-000		1	SUPPORT, SHAFT, FRONT		
41	FS5-8618-000		1	MAXIMUM LOAD LABEL		
42	XA9-0685-000		15	SCREW, M4X6 SWCH		
43	FU6-2108-000		1	SPRING, COMPRESSION		

FIGURE 303 LEFT PAPER STOCK ASSEMBLY



NOTE : This assembly does not include the part shown with key No. 7
 注 : このユニットにKey No.7の部品は含まれません。

FIGURE & KEY NO.	PARTS NUMBER	R A N K	Q'TY	DESCRIPTION	SERIAL NUMBER/ REMARKS	S V C
Fig.303	FM2-9784-000		1	LEFT PAPER STOCK ASSEMBLY	A4 TYPE	
Fig.303	FM2-9785-000		1	LEFT PAPER STOCK ASSEMBLY	LTR TYPE	
1	FC6-3752-000		1	HOOK		
2	FC6-3764-000		1	HOLDER,DAMPER		
3	FM3-7251-000		1	PLATE,POSITIONING		
4	FC6-3754-000		1	SHAFT,RELEASE		
5	FL2-3077-000		1	STOPPER,DECK		
6	FA6-9988-020		1	FLANGE, LIFTER		
7	FC6-3785-000		1	LEVER, RELEASE	SEE NOTE	
8	FA9-2112-000		2	BUSHING, PL		
9	FU6-2109-000		1	SPRING, TENSION		
10	FB2-8465-000		2	PULLEY, LIFTING		
11	FC1-5061-000		1	GEAR, 28T		
12	FC6-3760-000		1	PLATE,LIMIT,WIRE		
13	FC1-5081-000		1	FLANGE, REAR		
14	FC6-3768-000		1	WIRE,LIFTING		
15	FC6-3770-000		2	BRACKET		
16	FC6-3766-000		1	BLOCK,REMNANT DETECT		
17	FL3-3135-000		1	PLATE,SEPARATION		
18	FC6-3769-000		2	PULLEY		
19	FL2-3076-000		1	LEVER,CAM RELEASE		
20	FL2-3074-000		1	SUPPORT,PAPER GUIDE,FRONT		
21	FB2-7758-000		1	STOP, JAM		
22	FC6-3784-000		1	LEVER,RELEASE,LEFT		
23	FL2-6287-000		1	SUPPORT,PAPER GUIDE,REAR		
24	FL2-3079-040		1	PLATE, LIFTER		
25	FS4-0012-000		1	GEAR, 27T		
26	FS4-0160-000		1	GEAR, 28T		
27	FS4-2136-000		1	SPRING, COMPRESSION		
28	FS5-9216-020		1	SCREW, STEPPED, M4X6		
29	FL2-3080-000		1	SUPPORT,FRONT		
30	FB2-7740-020		2	SHEET, SEPARATION		

FIGURE & KEY NO.	PARTS NUMBER	RANK	Q'TY	DESCRIPTION	SERIAL NUMBER/REMARKS	SVC
31	FL2-3081-000		1	SUPPORT,REAR		
32	FC6-3761-000		1	SHAFT,LIFT		
33	XA9-0721-010		6	SCREW,RS,M4X10		
34	XD9-0135-000		1	RING, E		
35	XD9-0104-000		3	PIN, DOWEL		
36	XD9-0137-010		5	RING, E		
37	FB5-3365-000		1	SPRING, COMPRESSION		
38	FC6-3617-000		1	FRONT COVER, LEFT		
39	FL2-3068-000		1	PUSH BUTTON		
40	FC6-3762-000		1	SUPPORT, SHAFT, FRONT		
41	FS5-8618-000		1	MAXIMUM LOAD LABEL		
42	FC6-3763-000		1	SUPPORT,SHAFT,REAR		
43	XA9-0685-000		15	SCREW, M4X6 SWCH		
44	FU6-2108-000		1	SPRING, COMPRESSION		
45	FU6-2110-000		1	SPRING, COMPRESSION		

FIGURE 305 CASSETTE HEATER ASSEMBLY(100V/230V CN)

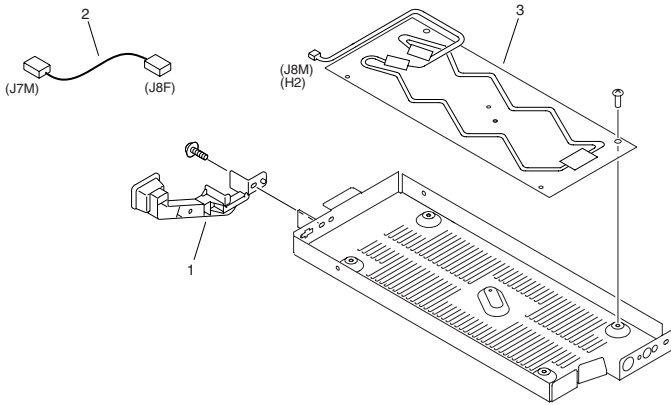
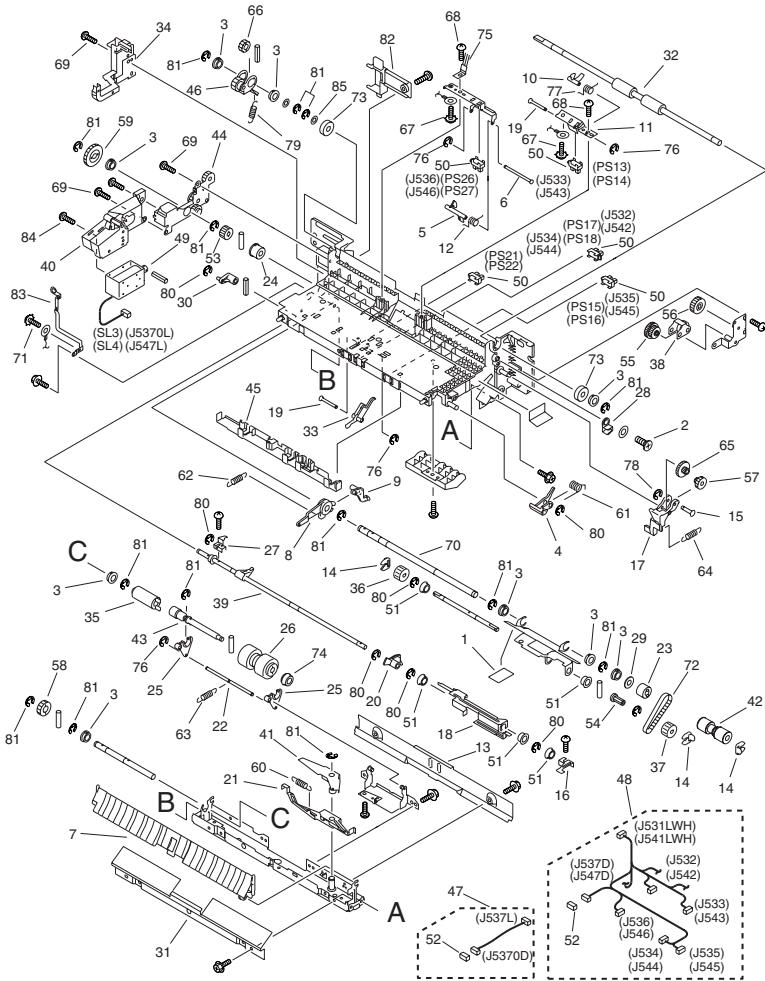


FIGURE & KEY NO.	PARTS NUMBER	RANK	Q'TY	DESCRIPTION	SERIAL NUMBER/REMARKS	SVC
Fig.305	NPN		RF	CASSETTE HEATER ASSEMBLY	100V,230V CN	
1	FB6-7044-000		1	GUIDE, HEATER CABLE		
2	FM2-3785-000		1	CABLE, HEATER		
3	FK2-0789-000		1	HEATER,CASSETTE	100VH2	
3	FK2-0790-000		1	HEATER, CASSETTE 230V	230V CNH2	

FIGURE 310 CASSETTE PICK-UP ASSEMBLY



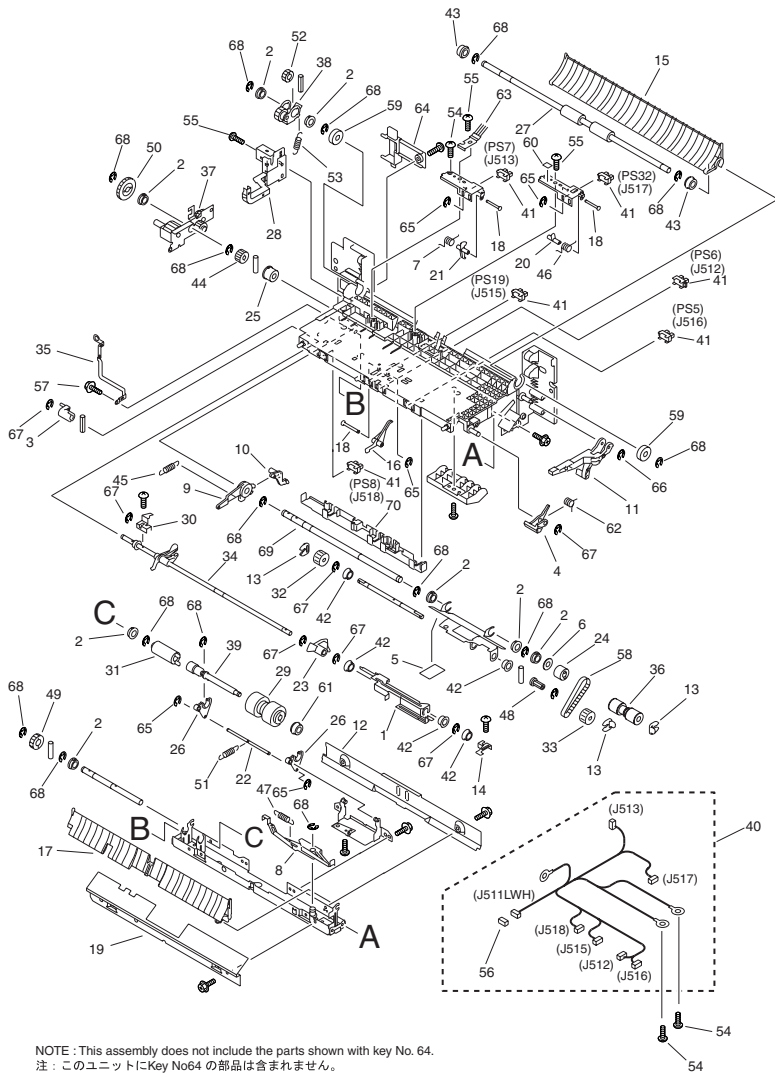
NOTE : This assembly does not include the parts shown with key No. 82
 注 : このユニットにKey No. 82の部品は含まれません。

FIGURE & KEY NO.	PARTS NUMBER	R A N K	Q'TY	DESCRIPTION	SERIAL NUMBER/ REMARKS	S V C
Fig.310	FM2-9656-020		1	CASSETTE PICK-UP ASSEMBLY		
1	FB2-8410-000		1	SHEET, PICK-UP		
2	FA6-6457-000		1	SCREW, M3X5		
3	FA9-2112-000		8	BUSHING, PL		
4	FB2-7593-000		1	CAM		
5	FB4-1978-020		1	LEVER, PICK-UP SENSOR		
6	FB4-1980-020		1	SHAFT, PICK-UP SENSOR		
7	FB4-1982-010		1	GUIDE, OPEN/CLOSE		
8	FB2-7605-000		1	LINK, UP, 1		
9	FB2-7606-000		1	LINK, UP, 2		
10	FB2-7611-000		1	LEVER, SENSOR		
11	FB2-7613-050		1	MOUNT, SENSOR		
12	FA9-3846-000		1	TENSION SPRING		
13	FB6-6573-000		1	GUIDE, FEED		
14	FB4-2007-000		3	RING, RETAINING		
15	FC9-8711-000		1	SHAFT, LIFT, UPPER		
16	FB2-7624-020		1	PLATE, PICK-UP, FRONT		
17	FB4-3700-000		1	LEVER, LIFTER RELEASE		
18	FB2-7631-030		1	PLATE,RELEASE		
19	FB2-7633-020		2	SHAFT, SENSOR		
20	FB2-7642-000		1	ARM, PAPER		
21	FB4-6214-030		1	LEVER, SEPARATION RELEASE, 2		
22	FB4-6227-030		1	SHAFT, COUNTER		
23	FC6-3863-000		1	CLUTCH, ONE-WAY		
24	FC6-3861-010		1	CLUTCH, ONE-WAY		
25	FB5-2063-000		2	ARM, SEPARATION ROLLER		
26	FB5-6586-000		1	ROLLER, SEPARATION		
27	FB2-8266-020		1	PLATE, PICK-UP, REAR		
28	FB2-8436-000		1	BUSHING, MOTOR		
29	FB2-8512-000		1	SPACER		
30	FB3-8333-000		1	CAM, PICK-UP RELEASE		
31	FL3-3134-000		1	GUIDE, PICK-UP INLET, RIGHT		

FIGURE & KEY NO.	PARTS NUMBER	RANK	Q'TY	DESCRIPTION	SERIAL NUMBER/REMARKS	SVC
32	FB6-5900-000		1	ROLLER,PULL-OFF		
33	FB4-1202-000		1	FLAG, PAPER		
34	FB5-3442-000		1	GUIDE, CASSETTE CABLE		
35	FC7-2494-000		1	TORQUE LIMITER		
36	FF5-7830-030		1	ROLLER, PAPER PICK-UP, REAR		
37	FF5-7829-030		1	ROLLER, PAPER PICK-UP, FRONT		
38	FF5-3063-050		1	PLATE, LIFT		
39	FF5-3220-020		1	SHAFT, PAPER PICK-UP		
40	FF5-5895-060		1	MOUNT, PICK-UP SOLENOID		
41	FL2-5906-000		1	LEVER, SEPARATION RELEASE		
42	FF6-1523-000		1	ROLLER, FEED		
43	FF5-9784-020		1	SHAFT, SEPARATION ROLLER		
44	FF5-9787-000		1	PLATE, SUPPORT, LOWER		
45	FB2-7632-000		1	GUIDE		
46	FF5-9789-000		1	PLATE, SWING, 2		
47	FG6-2335-020		1	CABLE, SOLENOID CONNECTING		
48	FG6-5441-000		1	CABLE, CASSETTE		
49	FH7-5702-050		1	SOLENOID	SL3,SL4	
50	FK2-0149-000		5	PHOTO-INTERRUPTER, TLP1253(C6)	PS13,PS14,PS15,PS16,P S17,PS18,PS21,PS22,PS 26,PS27	
51	FS1-1512-000		5	BUSHING, PL		
52	VS1-7177-002		2	CONNECTOR, SNAP TIGHT, BK		
53	FS5-0338-000		1	GEAR, 16T		
54	FS5-3333-000		1	PULLEY, 16T		
55	FS6-0048-000		1	GEAR, 16T/46T		
56	FS6-0049-000		1	GEAR, 48T		
57	FS6-0051-000		1	GEAR, 17T/20T		
58	FS6-0053-020		1	GEAR, 20T		
59	FS6-0056-000		1	GEAR, 32T		
60	FS6-2668-020		1	SPRING, TENSION		
61	FS6-2669-000		1	SPRING, TORSION		
62	FS6-2670-000		1	SPRING, TENSION		

FIGURE & KEY NO.	PARTS NUMBER	RANK	Q'TY	DESCRIPTION	SERIAL NUMBER/REMARKS	SVC
63	FS6-2678-030		1	SPRING, TENSION		
64	FS6-2742-000		1	SPRING, TENSION		
65	FA9-3827-000		1	GEAR, 17T/58T		
66	FS7-0652-000		1	GEAR, 18T		
67	XA9-0265-010		2	SCREW, W/TOOTHED WASHER, (S)		
68	XA9-0591-000		2	SCREW, M3X8		
69	XA9-0605-000		4	SCREW, M4X8		
70	FB5-3432-000		1	SHAFT,PAPER FEED ROLLER		
71	XA9-0633-000		1	SCREW,RS,W/WASHER,M4X8		
72	XF9-0525-000		1	BELT, TIMING, 59T		
73	XG9-0403-000		2	BEARING, BALL 12MM		
74	XG9-0407-000		1	BEARING, BALL, UGF106P12ZZD4ML		
75	FB5-5621-000		1	ELIMINATOR, STATIC CHARGE		
76	XD9-0133-000		4	RING, E		
77	FS5-2913-000		1	SPRING, TORSION		
78	XD9-0134-000		1	RING, E		
79	FS7-2332-000		1	SPRING, TENSION		
80	XD9-0136-000		7	RING, E		
81	XD9-0137-010		13	RING, E		
82	FB6-7036-000		1	COVER, CONNECTOR, PICK-UP	SEE NOTE	
83	FB4-2004-000		1	PLATE, GROUNDING		
84	XA9-1659-000		2	SCREW,M3X4		
85	FS5-6487-000		1	WASHER		

FIGURE 312 DECK RIGHT PICK-UP ASSEMBLY



NOTE : This assembly does not include the parts shown with key No. 64.
 注 : このユニットにKey No64 の部品は含まれません。

FIGURE & KEY NO.	PARTS NUMBER	R A N K	Q'TY	DESCRIPTION	SERIAL NUMBER/ REMARKS	S V C
Fig.312	FM2-9657-000		1	DECK RIGHT PICK-UP ASSEMBLY		
1	FA9-3691-020		1	PLATE, PAPER FLAG RELEASE		
2	FA9-2112-000		8	BUSHING, PL		
3	FB2-7592-000		1	CAM, RELEASE, REAR		
4	FB2-7593-000		1	CAM		
5	FB2-8410-000		1	SHEET, PICK-UP		
6	FB2-8512-000		1	SPACER		
7	FA9-3846-000		1	TENSION SPRING		
8	FB2-7603-040		1	LEVER, RELEASE		
9	FB2-7605-000		1	LINK, UP, 1		
10	FB2-7606-000		1	LINK, UP, 2		
11	FB2-7614-000		1	LEVER, RELEASE		
12	FB6-6573-000		1	GUIDE, FEED		
13	FB4-2007-000		3	RING, RETAINING		
14	FB2-7624-020		1	PLATE, PICK-UP, FRONT		
15	FB4-2010-000		1	GUIDE, JOINT		
16	FC7-4391-000		1	FLAG, PAPER		
17	FB4-2012-010		1	GUIDE, OPEN/CLOSE, RIGHT		
18	FB2-7633-020		3	SHAFT, SENSOR		
19	FB6-6574-000		1	GUIDE, PICK-UP INLET		
20	FB4-2014-000		1	LEVER, SENSOR		
21	FB4-2016-000		1	LEVER, PICK-UP SENSOR, RIGHT		
22	FB4-6227-030		1	SHAFT, COUNTER		
23	FB2-7642-000		1	ARM, PAPER		
24	FC6-3863-000		1	CLUTCH, ONE-WAY		
25	FC6-3861-010		1	CLUTCH, ONE-WAY		
26	FB5-2063-000		2	ARM, SEPARATION ROLLER		
27	FB6-5900-000		1	ROLLER,PULL-OFF		
28	FB5-3436-000		1	GUIDE,PAPER PICK-UP CABLE		
29	FB5-6586-000		1	ROLLER, SEPARATION		
30	FB2-8266-020		1	PLATE, PICK-UP, REAR		
31	FC7-2494-000		1	TORQUE LIMITER		

FIGURE & KEY NO.	PARTS NUMBER	R A N K	Q'TY	DESCRIPTION	SERIAL NUMBER/ REMARKS	S V C
32	FF5-7830-030		1	ROLLER, PAPER PICK-UP, REAR		
33	FF5-7829-030		1	ROLLER, PAPER PICK-UP, FRONT		
34	FF5-3228-020		1	SHAFT, PICK-UP, UPPER		
35	FB4-2004-000		1	PLATE, GROUNDING		
36	FF6-1523-000		1	ROLLER, FEED		
37	FF5-9781-000		1	SUPPORT, PLATE, RIGHT		
38	FF5-9783-000		1	PLATE, SWING		
39	FF5-9784-020		1	SHAFT, SEPARATION ROLLER		
40	FG6-5439-000		1	CABLE, RIGHT DECK		
41	FK2-0149-000		6	PHOTO-INTERRUPTER, TLP1253(C6)	PS5,PS8,PS19,PS32	
42	FS1-1512-000		5	BUSHING, PL		
43	FS5-1508-000		2	BUSHING, POM		
44	FS5-0338-000		1	GEAR, 16T		
45	FS5-2911-000		1	SPRING, TENSION		
46	FS5-2913-000		1	SPRING, TORSION		
47	FS5-2914-000		1	SPRING, TENSION		
48	FS5-3333-000		1	PULLEY, 16T		
49	FS6-0053-020		1	GEAR, 20T		
50	FS6-0056-000		1	GEAR, 32T		
51	FS6-2678-030		1	SPRING, TENSION		
52	FS7-0652-000		1	GEAR, 18T		
53	FS7-2331-000		1	SPRING, TENSION		
54	XA9-0265-010		2	SCREW, W/TOOTHED WASHER, (S)		
55	XA9-0605-000		5	SCREW, M4X8		
56	VS1-7164-018		1	CONNECTOR, SNAP TIGHT, 18P, W		
57	XA9-0633-000		1	SCREW,RS,W/WASHER,M4X8		
58	XF9-0525-000		1	BELT, TIMING, 59T		
59	XG9-0250-000		2	BALL BEARING, 688AZZNR*MC3D4M		
60	FA9-3671-000		1	SHEET, CABLE		
61	XG9-0407-000		1	BEARING, BALL, UGF106P12ZZD4ML		
62	FS5-2915-020		1	SPRING, TORSION		
63	FB5-5620-000		1	ELIMINATOR, STATIC CHARGE		

FIGURE & KEY NO.	PARTS NUMBER	RANK	Q'TY	DESCRIPTION	SERIAL NUMBER/REMARKS	SVC
64	FB6-7036-000		1	COVER, CONNECTOR, PICK-UP	SEE NOTE	
65	XD9-0133-000		4	RING, E		
66	XD9-0134-000		1	RING, E		
67	XD9-0136-000		9	RING, E		
68	XD9-0137-010		15	RING, E		
69	FB5-3432-000		1	SHAFT,PAPER FEED ROLLER		
70	FB2-7632-000		1	GUIDE		

FIGURE 313 DECK LEFT PICK-UP ASSEMBLY

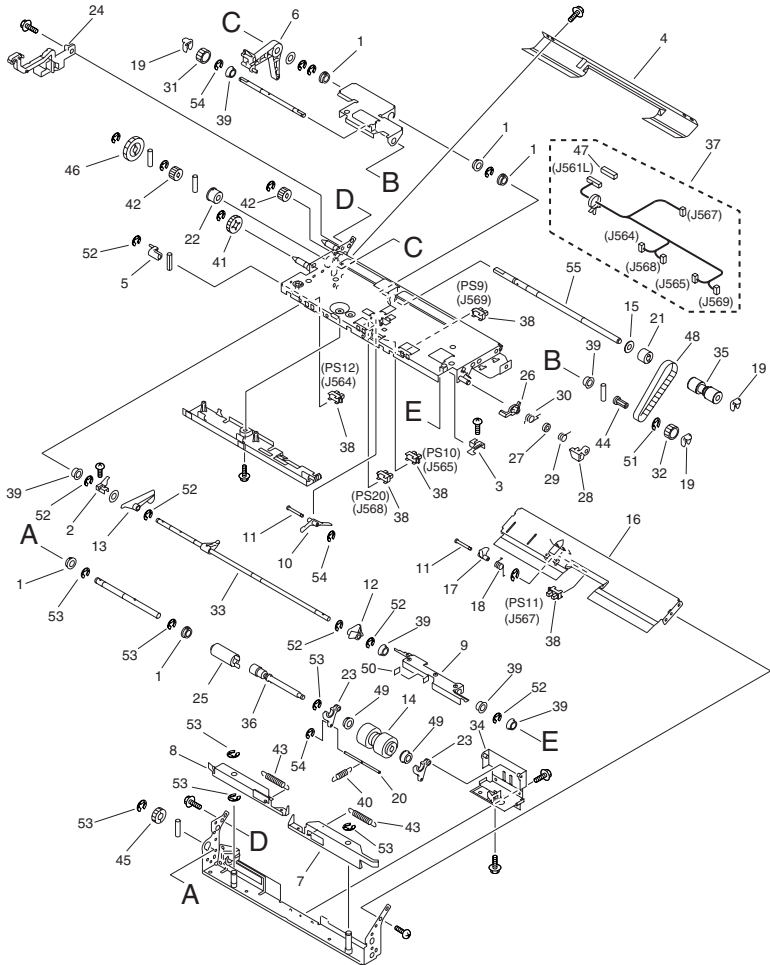
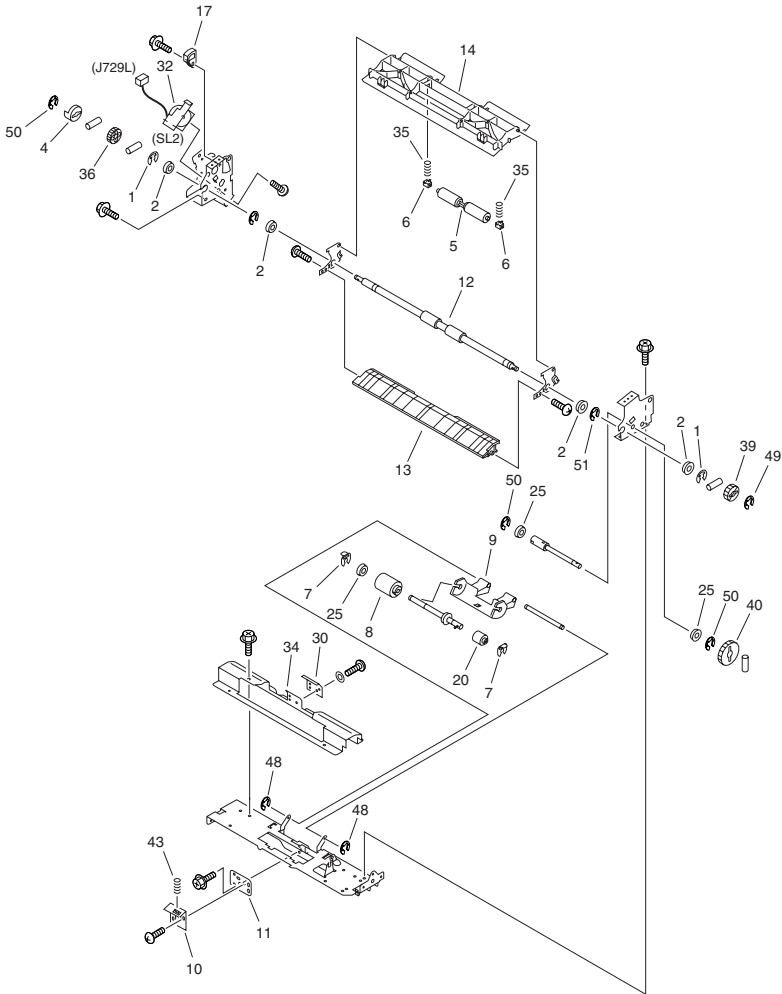


FIGURE & KEY NO.	PARTS NUMBER	R A N K	Q'TY	DESCRIPTION	SERIAL NUMBER/ REMARKS	S V C
Fig.313	FM2-9658-000		1	DECK LEFT PICK-UP ASSEMBLY		
1	FA9-2112-000		5	BUSHING, PL		
2	FB2-7623-020		1	PLATE, PICK-UP, REAR		
3	FB2-7624-020		1	PLATE, PICK-UP, FRONT		
4	FB6-6575-000		1	GUIDE, PICK-UP, UPPER		
5	FB2-7706-020		1	LEVER, PICK-UP SOLENOID		
6	FB2-7715-020		1	LINK, RELEASE		
7	FB2-7716-020		1	PLATE, RELEASE		
8	FB2-7717-030		1	PLATE, RELEASE		
9	FB2-7718-030		1	PLATE, RELEASE LEVER		
10	FC7-4392-000		1	LEVER, PAPER		
11	FB2-7721-020		2	SHAFT, PAPER LEVER		
12	FB2-7722-000		1	LEVER, PAPER SENSOR		
13	FB2-7723-000		1	LEVER, LIMITER		
14	FB5-6586-000		2	ROLLER, SEPARATION		
15	FB2-8512-000		1	SPACER		
16	FB6-6576-000		1	GUIDE, PICK-UP, LOWER		
17	FB4-1994-000		1	LEVER, PICK-UP SENSOR, LEFT		
18	FB4-1996-000		1	SPRING, TENSION		
19	FB4-2007-000		3	RING, RETAINING		
20	FB4-6227-030		1	SHAFT, COUNTER		
21	FC6-3863-000		1	CLUTCH, ONE-WAY		
22	FC6-3861-010		1	CLUTCH, ONE-WAY		
23	FB5-2063-000		2	ARM, SEPARATION ROLLER		
24	FB5-3440-000		1	GUIDE, CABLE		
25	FC7-2494-000		1	TORQUE LIMITER		
26	FB5-5613-000		1	LEVER, RELEASE		
27	FB5-5614-000		1	SPACER		
28	FB5-5615-000		1	CAM		
29	FB5-5616-000		1	SPRING, TORSION		
30	FB5-5617-000		1	SPRING, TORSION		
31	FF5-7830-030		1	ROLLER, PAPER PICK-UP, REAR		

FIGURE & KEY NO.	PARTS NUMBER	RANK	Q'TY	DESCRIPTION	SERIAL NUMBER/REMARKS	SVC
32	FF5-7829-030		1	ROLLER, PAPER PICK-UP, FRONT	PS9,PS10,PS11,PS12,PS20	
33	FF5-3221-020		1	SHAFT, PICK-UP, LEFT		
34	FF6-2568-020		1	MOUNT, SEPARATION ROLLER		
35	FF6-1523-000		1	ROLLER, FEED		
36	FF5-9784-020		1	SHAFT, SEPARATION ROLLER		
37	FG6-5440-000		1	CABLE, LEFT DECK		
38	FK2-0149-000		5	PHOTO-INTERRUPTER, TLP1253(C6)		
39	FS1-1512-000		6	BUSHING, PL		
40	FS6-2678-030		1	SPRING, TENSION		
41	FS2-0544-000		1	GEAR, 24T		
42	FS5-0338-000		2	GEAR, 16T		
43	FS5-2919-000		2	SPRING, TENSION		
44	FS5-3333-000		1	PULLEY, 16T		
45	FS6-0053-020		1	GEAR, 20T		
46	FS6-0056-000		1	GEAR, 32T		
47	VS1-7173-015		1	CONNECTOR,SNAP TIGHT, W		
48	XF9-0525-000		1	BELT, TIMING, 59T		
49	XG9-0407-000		1	BEARING, BALL, UGF106P12ZZD4ML		
50	FB4-3285-000		1	PLATE, BLANKING		
51	XD9-0134-000		1	RING, E		
52	XD9-0136-000		9	RING, E		
53	XD9-0137-010		13	RING, E		
54	XD9-0133-000		3	RING, E		
55	FB5-3439-000		1	SHAFT, SEPARATION ROLLER, LEFT		

FIGURE 315 MULTI FEED ASSEMBLY



NOTE : This assembly includes the assemblies shown in Figure 316.
 注 : このユニットはFigure316のユニットを含みます。

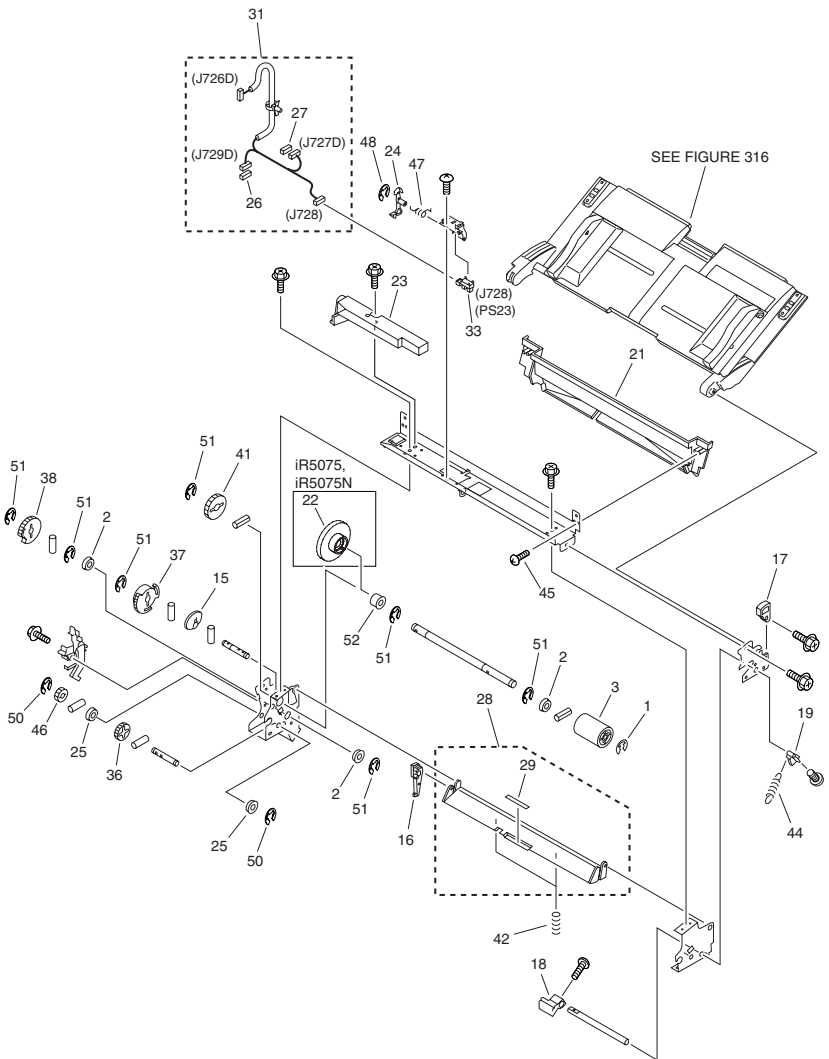
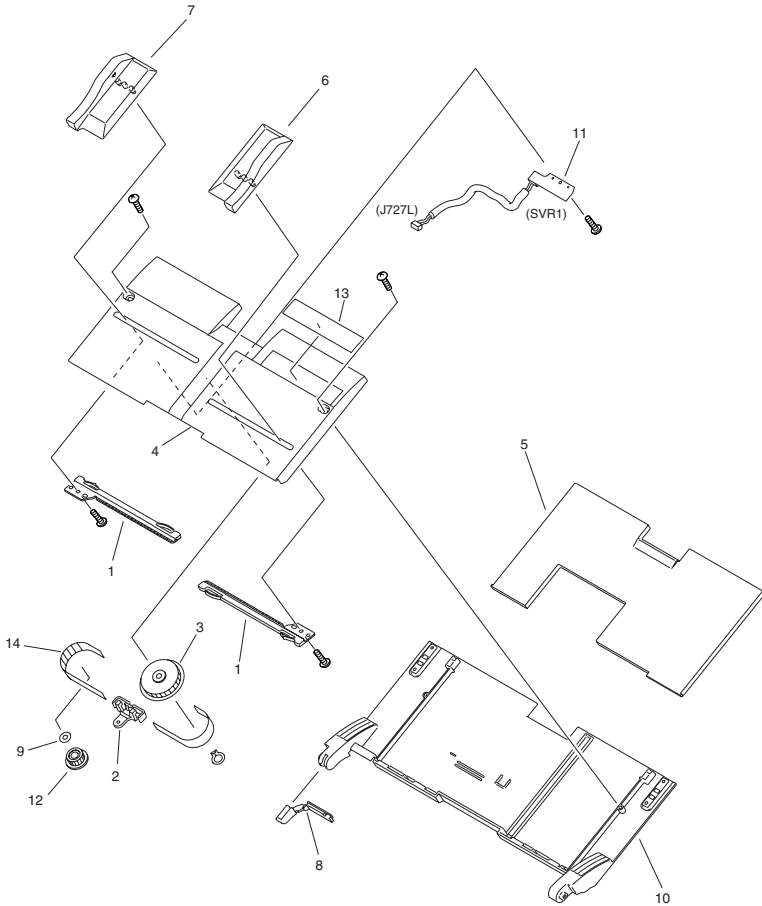


FIGURE & KEY NO.	PARTS NUMBER	R A N K	Q'TY	DESCRIPTION	SERIAL NUMBER/ REMARKS	S V C
Fig.315	FM2-3033-000		1	MULTI FEED ASSEMBLY	SEE NOTEEXCEPT iR5075,iR5075N	
Fig.315	FM2-9629-000		1	MULTI FEED ASSEMBLY	SEE NOTEiR5075,iR5075N	
1	FC6-5046-000		3	RING, RETAINING		
2	FA9-2112-000		7	BUSHING, PL		
3	FB1-8581-000		1	ROLLER		
4	FB2-7540-000		1	BUSHING		
5	FB2-7754-030		1	ROLLER		
6	FB2-7755-000		2	BUSHING		
7	FB4-2007-000		2	RING, RETAINING		
8	FB5-0873-000		1	ROLLER, SEPARATION		
9	FB6-7058-000		1	ARM, RETARD		
10	FB5-2926-020		1	PLATE, SPRING SUPPORT		
11	FB5-2927-020		1	PLATE, SPRING SUPPORT		
12	FB6-5899-000		1	ROLLER, MULTI		
13	FB6-7038-000		1	GUIDE, LOWER		
14	FB5-2935-000		1	GUIDE, UPPER		
15	FB5-2940-000		1	CAM		
16	FB5-2920-000		1	PLATE, CAM		
17	FB6-7059-000		2	BLOCK, TRAY		
18	FB5-2944-000		1	LEVER, RELEASE, 1		
19	FB5-2945-000		1	LEVER, RELEASE, 2		
20	FB5-2946-000		1	TORQUE LIMITER		
21	FC7-4298-000		1	COVER, MULTI		
22	FL2-5825-000		1	GEAR, D	iR5075,iR5075N	
23	FB6-7039-000		1	GUIDE,CABLE,2		
24	FB5-3573-000		1	LEVER, PAPER SENSOR		
25	FS1-1569-000		5	BUSHING		
26	VS1-7177-002		1	CONNECTOR, SNAP TIGHT, BK		
27	VS1-7177-003		1	CONNECTOR, SNAP TIGHT, BK		
28	FL2-4266-000		1	PLATE, GUIDE PAPER		
29	FB1-8584-000		1	SHEET		

FIGURE & KEY NO.	PARTS NUMBER	R A N K	Q'TY	DESCRIPTION	SERIAL NUMBER/ REMARKS	S V C
30	FF5-9910-000		1	PLATE, SEPARATION		
31	FG6-5457-000		1	CABLE, MULTI		
32	FK2-0832-000		1	SOLENOID	SL2	
33	FK2-0149-000		1	PHOTO-INTERRUPTER, TLP1253(C6)	PS23	
34	FB5-2928-000		1	PLATE, SEPARATION		
35	FS5-2921-000		2	SPRING, COMPRESSION		
36	FS6-0538-000		2	GEAR, 24T	EXCEPT iR5075,iR5075N	
36	FU7-0520-000		1	GEAR, 22T	iR5075,iR5075N	
37	FS7-0647-000		1	GEAR, 19T		
38	FS7-0648-000		1	GEAR, 33T		
39	FS7-0649-000		1	GEAR, 15T		
40	FS7-0650-000		1	GEAR, 45T		
41	FS7-0651-000		1	GEAR, 38T	EXCEPT iR5075,iR5075N	
41	FU7-0521-000		1	GEAR, 26T	iR5075,iR5075N	
42	FS7-2327-000		2	SPRING, COMPRESSION		
43	FS7-2328-000		1	SPRING, COMPRESSION		
44	FS7-2329-000		1	SPRING, TENSION		
45	XA9-0870-000		2	SCREW, M4X10		
46	FS5-0710-000		1	GEAR, 16T		
47	FS7-2321-000		1	SPRING, TORSION		
48	XD9-0134-000		3	RING, E		
49	XD9-0135-000		1	RING, E		
50	XD9-0136-000		5	RING, E		
51	XD9-0137-010		8	RING, E		
52	FF6-1429-000		1	BUSHING, ONE-WAY		

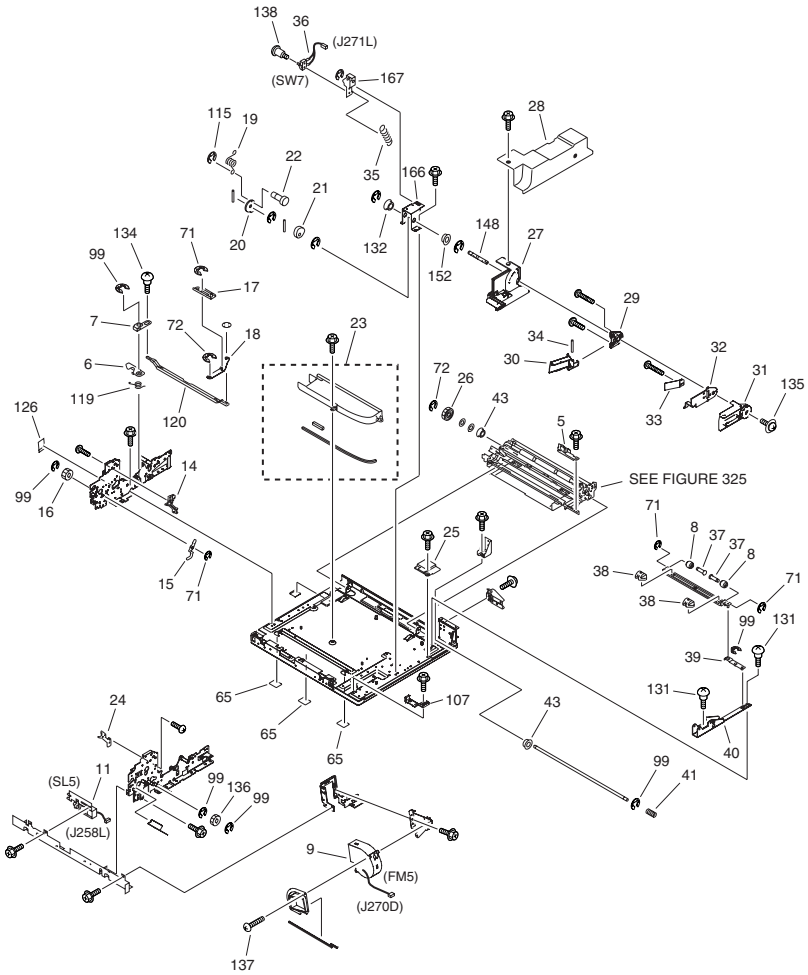
FIGURE 316 MULTI FEEDER TRAY ASSEMBLY



NOTE1 : This assembly includes the assemblies shown in Figure 315.
 NOTE2 : This assembly does not include the parts shown with key No. 13.
 注1 : このユニットはFigure 315のユニットに含まれます。
 注2 : このユニットにKey No.13 の部品は含まれません。

FIGURE & KEY NO.	PARTS NUMBER	R A N K	Q'TY	DESCRIPTION	SERIAL NUMBER/ REMARKS	S V C
Fig.316	FM2-4188-000		1	MULTIFEED TRAY ASSEMBLY	SEE NOTE 1	
1	FB1-8619-000		2	RACK		
2	FB1-8621-000		1	PLATE, LOCK		
3	FB1-8625-000		1	GEAR, 18T		
4	FB6-6972-000		1	TRAY, MULTIFEED		
5	FB6-6974-000		1	TRAY, SLIDE		
6	FB6-7047-000		1	PLATE, PAPER END, FRONT		
7	FB6-7048-000		1	PLATE, PAPER END, REAR		
8	FB6-7056-000		1	GUIDE, MULTI FEEDER CABLE		
9	FB3-2836-000		1	BELT MOUNT		
10	FL2-3067-000		1	COVER, MULTI TRAY		
11	FG5-6289-000		1	MULTI PAPER SIZE PCB ASSEMBLY	SVR1	
12	FS5-3177-000		1	PULLEY, IDLER		
13	FU5-8557-000		1	LABEL, SIZE	SEE NOTE 2A/INCH SIZE	
13	FU5-8558-000		1	LABEL, SIZE	SEE NOTE 2A SIZE	
13	FU5-8559-000		1	LABEL, SIZE	SEE NOTE 2AB/INCH SIZE	
13	FU5-8556-000		1	LABEL, SIZE	SEE NOTE 2AB SIZE	
14	XF9-0393-000		1	BELT, TIMING		

FIGURE 320 FIXING/FEEDEE FRAME ASSEMBLY



NOTE : This assembly does not include the parts shown with key No. 5 and 28.
 注 : このユニットにKey No. 5, 28 の部品は含まれません。

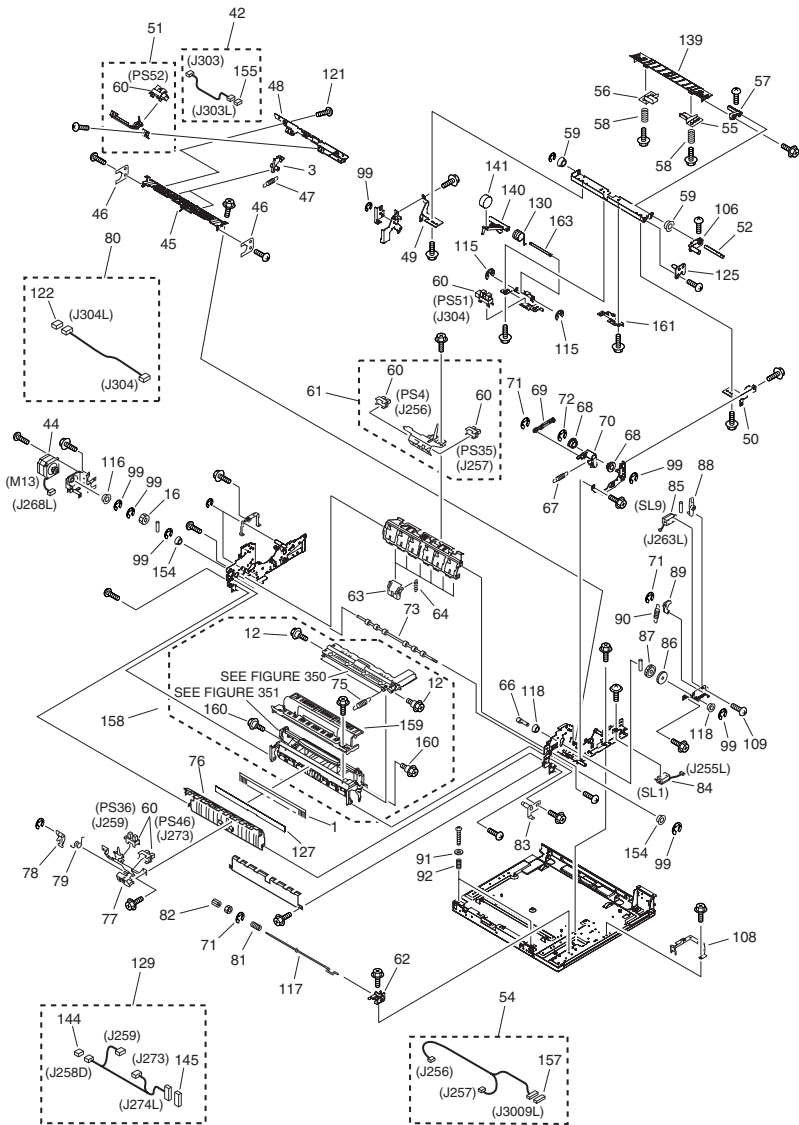


FIGURE & KEY NO.	PARTS NUMBER	R A N K	Q'TY	DESCRIPTION	SERIAL NUMBER/ REMARKS	S V C
Fig.320	FM2-9702-000		1	FIXING/FEEDER FRAME ASSEMBLY	iR5055 100V,iR5055N 100V,iR5065 100V,iR5065N 100V	
Fig.320	FM2-9703-000		1	FIXING/FEEDER FRAME ASSEMBLY	iR5055 120V,230VIR5055N 230VIR5065 120V,230VIR5065N 230V	
Fig.320	FM2-9636-000		1	FIXING/FEEDER FRAME ASSEMBLY	iR5075 120V,230VIR5075N 230V	
Fig.320	FM2-9635-000		1	FIXING/FEEDER FRAME ASSEMBLY	iR5075N 100V	
1	FC6-3845-000		1	ELIMINATOR, STATIC CHARGE		
2	FC7-4287-000		1	ELIMINATOR, STATIC CHARGE		
3	FA2-9037-000		2	SEPARATION CLAW, LOWER		
4	FM2-4169-000		1	FIXING KNOB UNIT		
5	FB2-7051-070		1	GUIDE, RAIL	SEE NOTE	
6	FB2-7055-040		1	LATCH		
7	FB2-7056-030		1	PLATE, JOINT		
8	FB2-7066-000		2	ROLLER, PRESSURE		
9	FH6-1548-040		1	FAN, COOLING	FM5	
10	FK2-0806-000		1	MOTOR, DC	EXCEPT iR5075,iR5075NM3	
10	FK2-3690-000		1	MOTOR, DC	iR5075,iR5075NM3	
11	FM2-4171-000		1	SOLENOID UNIT	SL5	
12	FS5-9217-010		2	SCREW, STEPPED, M4		
13	XA9-0605-000		2	SCREW, M4X8		
14	FB3-8383-020		1	RAIL,DELIVERY,REAR		
15	FB3-8389-020		1	LEVER, DEFLECTOR, 1		
16	FS6-0025-000		2	GEAR, 19T		
17	FF5-3154-020		1	LINK, RELEASE, 2		
18	FF5-3153-000		1	LINK, RELEASE ,1		
19	FB2-8192-000		1	SPRING, TORSION		
20	FB2-8196-020		1	PLATE, STOPER, HANDLE		
21	FB2-8204-000		1	CAM, REGISTRATION		
22	FB2-8198-020		1	SHAFT, SUPPORT, SPRING		
23	FF5-3032-000		1	DUCT, SEPARATION, LOWER		

FIGURE & KEY NO.	PARTS NUMBER	R A N K	Q'TY	DESCRIPTION	SERIAL NUMBER/ REMARKS	S V C	
24	FB3-8382-000		1	RAIL, DELIVERY, FRONT	SEE NOTE		
25	FB2-8334-000		1	COVER, SLIDE, LINK			
26	FS6-0042-000		1	GEAR, 26T			
27	FC6-3601-000		1	COVER, FIXING/FEEDER, MIDDLE			
28	FC7-4293-000		1	COVER, FEEDER, RIGHT			
29	FB2-8213-000		1	COVER, HANDLE, REAR			
30	FB5-3747-020		1	LEVER			
31	FB5-3746-000		1	HANDLE			
32	FB2-8208-050		1	PLATE, HANDLE, SUPPORT			
33	FB2-8217-020		1	SPRING, LEAF			
34	FB2-8216-030		1	SHAFT, HANDLE			
35	FS5-2958-000		1	SPRING, TENSION			
36	FG6-5483-000		1	CABLE, FIXING/FEEDER SENSOR			SW7
37	FB3-8569-020		2	SHAFT, REGISTRATION PRESSURE			
38	FB3-8566-000		2	BLOCK, TRANSFER PRESSURE			
39	FF5-3149-000		1	LINK, ROTATING			
40	FF5-9884-000		1	LINK, SLIDE			
41	FS5-2970-000		1	SPRING, COMPRESSION			
42	FM2-3773-000		1	CABLE, FIXING OUTLET CONNECTING			
43	FS1-1462-000		2	BUSHING, PL			
44	FK2-0827-000		1	MOTOR, STEPPING, DC			M13
45	FL2-3059-000		1	PLATE, INTERNAL DELIVERY			
46	FB5-5530-000		2	HOLDER, SHAFT			
47	FS1-2834-000		2	SPRING, TENSION			
48	FC6-3534-000		1	RETAINER, SEPARATE CLAW, LOWER			
49	FB3-8405-030		1	PLATE, HEIGHT ADJUSTING, REAR			
50	FB3-8404-030		1	PLATE, HEIGHT ADJUSTING, FRONT			
51	FM2-4195-000		1	FIXING OUTLET SENSOR UNIT			
52	FB3-8406-020		1	SHAFT, MOVABLE GUIDE			
53	FM2-3106-000		1	CABLE, FIXING/FEEDER			CON1, CON2
54	FM2-3770-000		1	CABLE, DELIVERY CONNECTING			
55	FB3-8401-000		1	BLOCK, GUIDE, FRONT			

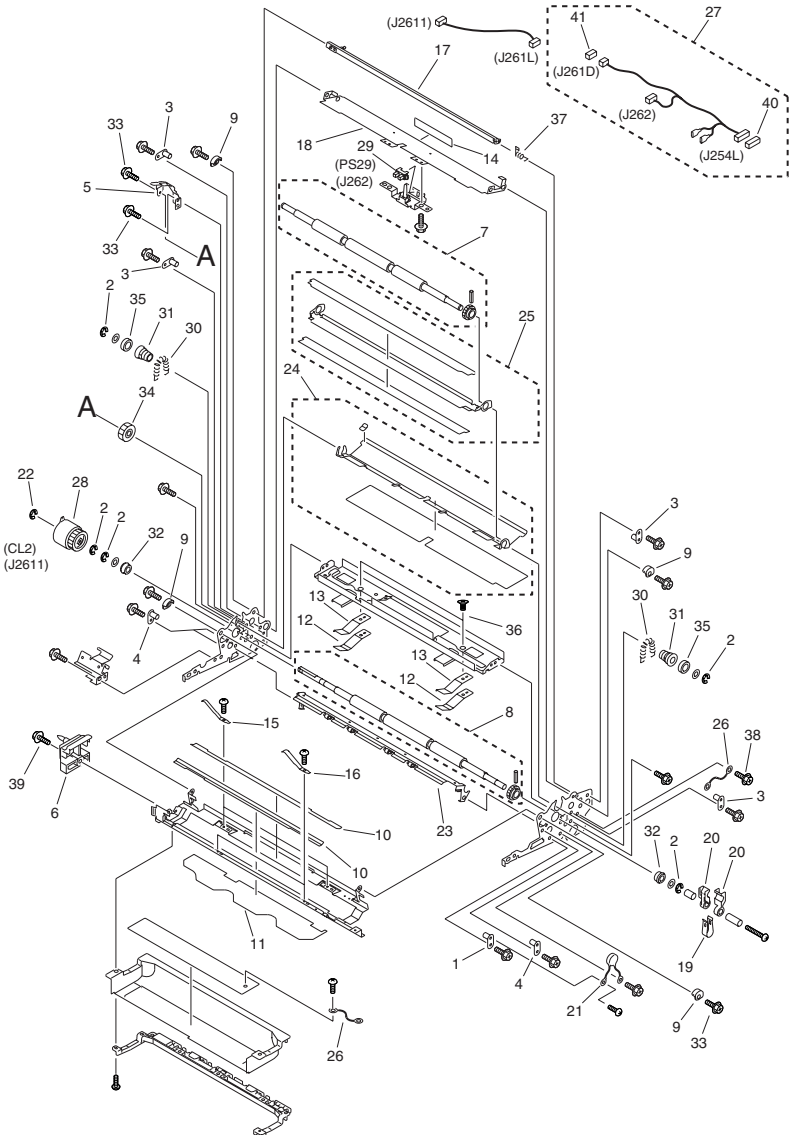
FIGURE & KEY NO.	PARTS NUMBER	R A N K	Q'TY	DESCRIPTION	SERIAL NUMBER/ REMARKS	S V C
56	FB3-8402-000		1	BLOCK, GUIDE, REAR		
57	FB3-8403-020		1	BLOCK, INLET GUIDE		
58	FS5-2977-020		2	SPRING, COMPRESSION		
59	FS5-1755-000		2	BUSHING		
60	FK2-0149-000		6	PHOTO-INTERRUPTER, TLP1253(C6)	PS4,PS35,PS36,PS46,PS51,PS52	
61	FG5-8650-080		1	MOUNT, DELIVERY SENSING (PS12)		
62	FB3-8398-020		1	GUIDE, HANDLE		
63	FB5-3389-000		6	FLAPPER		
64	FS7-2340-000		6	SPRING, TENSION		
65	FC7-7729-000		3	SHEET, HOLE		
66	FF5-9877-000		1	SHAFT, SEPARATION CLAW DRIVE		
67	FS5-2976-000		1	SPRING, TENSION		
68	FS1-1569-000		2	BUSHING		
69	FB2-7249-000		1	ARM, SOLENOID		
70	FB2-7250-020		1	ARM, LINK		
71	XD9-0134-000		7	RING, E		
72	XD9-0136-000		6	RING, E		
73	FB6-6955-000		1	ROLLER, INVERTERY		
74	FC6-3826-000		1	SHEET, 2		
75	FS5-2947-000		2	SPRING, TENSION		
76	FB5-3379-020		1	GUIDE, INVERTER		
77	FF5-9886-020		1	MOUNT,PAPER REVERSE SENSING		
78	FB2-7155-000		1	LEVER, REVERSING SENSOR		
79	FS5-2943-000		1	SPRING, TORSION		
80	FM2-3771-000		1	CABLE, FIXING INLET CONNECTING		
81	FB2-8214-000		1	SPRING, COMPRESSION		
82	FB2-8376-000		1	GUIDE, SHAFT		
83	FF5-3095-000		1	MOUNT, FEEDER, SUPPORT		
84	FK2-0841-000		1	SOLENOID	SL1	
85	FK2-0839-000		1	SOLENOID	SL9	
86	FS3-0081-000		3	GEAR, 15/35T		

FIGURE & KEY NO.	PARTS NUMBER	RANK	Q'TY	DESCRIPTION	SERIAL NUMBER/REMARKS	SVC
87	FS3-0082-000		1	GEAR, 35T		
88	FB2-7242-020		1	ARM, SOLENOID, 1		
89	FB2-7243-000		1	ARM, SOLENOID, 2		
90	FS5-2967-000		1	SPRING, TENSION		
91	FB4-1200-020		2	COLLAR, SPRING		
92	FU6-2858-000		2	SPRING, COMPRESSION		
93	FM4-1132-000		1	UPPER FIXING COVER ASSEMBLY		
94	FC6-3628-000		1	COVER, CROSSMEMBER, RIGHT		
95	FS5-9162-020		2	SCREW, STEPPED		
96	FM4-5403-000		1	ROLLER, PRESSURE	100V	
96	FM2-9789-000		1	ROLLER UNIT, PRESSURE	120V,230V	
97	FB5-3595-000		1	ROLLER, DELIVERY, INNER		
98	FB6-5892-000		1	ROLLER, DELIVERY, OUTER		
99	XD9-0137-010		30	RING, E		
100	FL2-5894-020		1	GEAR, 27T		
101	XF2-1612-840		1	BELT, TIMING		
102	FU6-0738-000		2	GEAR,60T		
103	FS5-6150-000		1	FLANGE		
104	FL2-5839-000		1	COVER, FIXING/FEEDER, LEFT		
105	FC6-3722-000		1	COVER, PRESSURE ROLLER		
106	FF5-5920-000		1	LEVER		
107	FC6-3667-000		1	GUIDE, FIXING/FEEDER CABLE		
108	FB2-8333-000		1	GUIDE,CABLE		
109	XA9-1659-000		2	SCREW,M3X4		
110	FU6-0741-000		1	GEAR, 24T/49T		
111	FS7-0665-000		1	GEAR, 60T		
112	FS5-6487-000		4	WASHER		
114	FS7-0660-020		1	GEAR, 15T		
115	XD9-0133-000		3	RING, E		
116	XG9-0403-000		3	BEARING, BALL 12MM		
117	FB3-8457-020		1	SHAFT, HANDLE LOCK		
118	FS1-1449-000		2	BUSHING, PL		

FIGURE & KEY NO.	PARTS NUMBER	R A N K	Q'TY	DESCRIPTION	SERIAL NUMBER/ REMARKS	S V C
119	FS5-2981-020		1	SPRING, TORSION, SUS		
120	FF5-3151-000		1	LINK, RELEASE		
121	XA9-0626-000		3	SCREW,M3X6		
122	VS1-7177-003		3	CONNECTOR, SNAP TIGHT, BK		
125	FL2-3071-000		1	PLATE,INLET GUIDE LIMIT		
126	FC6-3809-000		1	SHEET, 1		
127	FC6-3790-000		1	SHEET		
128	XG9-0211-000		2	BALL BEARING, MF128ZZ1MC3D4M		
129	FG6-5474-000		1	CABLE, EXTERNAL DELIVERY		
130	FU5-2175-000		1	SPRING, TORSION		
131	FS1-9076-020		2	SCREW, STEPPED, M4		
132	FS5-1474-000		1	BUSHING COP		
133	FS5-3805-000		1	PULLEY, 28T		
134	FS2-9001-020		1	SCREW,STEPPED,M4		
135	XA9-0207-000		1	SCREW		
136	FS6-0081-000		1	GEAR, 20T		
137	XA9-0446-000		2	SCREW,M4X40		
138	XA9-0944-000		1	SCREW,STEPPED,M2		
139	FC6-3538-000		1	GUIDE, INLET		
140	FC5-5145-000		1	FLAG, FIXING INLET SENSOR		
141	FB6-3150-000		1	ROLLER, TRANSFER SENSOR		
142	FM2-9690-000		1	CROSSMEMBER, WARMER, UNIT		
143	XA9-0949-000		2	SCREW,RS,M4X10		
144	VS1-7177-002		1	CONNECTOR, SNAP TIGHT, BK		
145	VS1-7177-008		1	CONNECTOR, SNAP TIGHT, BK		
146	FL2-3048-000		1	MOUNT,FIXING MOTOR		
147	FU6-0742-000		1	GEAR, 44T/PULLEY, 41T		
148	FB2-8203-040		1	SHAFT, SUPPORT, HANDLE		
149	FL2-3042-000		1	DUCT, FAN ATR INTAKE		
150	FC6-3597-000		1	INLET, DUCT, 1		
151	FC6-3598-000		1	INLET, DUCT, 2		
152	FU6-1093-000		1	BUSHING		

FIGURE & KEY NO.	PARTS NUMBER	R A N K	Q'TY	DESCRIPTION	SERIAL NUMBER/ REMARKS	S V C
153	FA9-3829-000		1	BUSHING		
154	XG9-0549-000		4	BEARING,BALL, JMK-688ZZNR D4ML		
155	VS1-7177-004		3	CONNECTOR, SNAP TIGHT, BK		
156	VS1-7177-010		2	CONNECTOR, SNAP TIGHT, BK		
157	VS1-7177-006		3	CONNECTOR, SNAP TIGHT, BK		
158	FM3-5573-000		1	DELIVERY UPPER GUIDE ASSEMBLY		
159	FC7-7806-000		1	COVER, UPPER		
160	FS5-9277-020		2	SCREW, STEPPED, M4		
161	FC6-3536-000		1	SUPPORT, FIXING INLET SENSOR		
162	FB3-8419-000		1	CROSSMEMBER, FEED UNIT		
163	FU5-4170-000		1	SHAFT, FIXING ENTRANCE SENSOR		
164	FC8-3838-000		1	COVER, FIXING, UPPER		
165	FC8-3839-000		1	LABEL, FIXING/FEEDER, JAM		
166	FF5-9881-000		1	SUPPORT, HANDLE		
167	FB5-3605-000		1	MOUNT, MICRO SWITCH		

FIGURE 325 REGISTRATION/TRANSFER ASSEMBLY

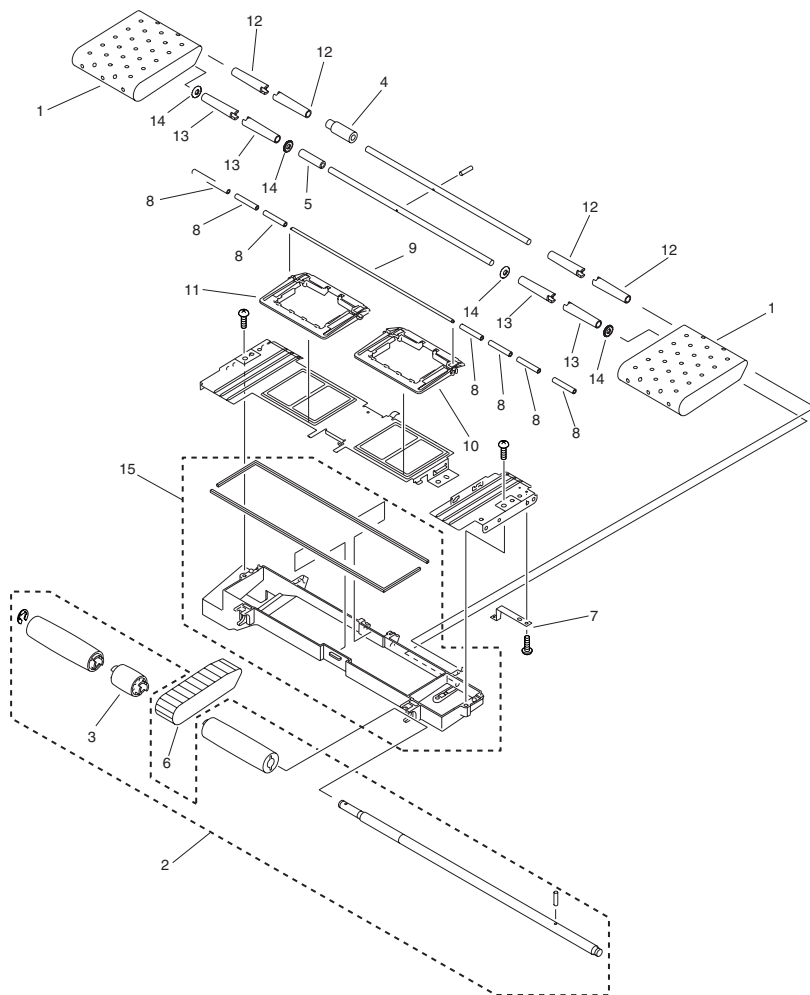


NOTE : This assembly is included in the assembly shown in Figure 320.
 注 : このユニットはFigure320のユニットに含まれます。

FIGURE & KEY NO.	PARTS NUMBER	R A N K	Q'TY	DESCRIPTION	SERIAL NUMBER/ REMARKS	S V C
Fig.325	FM2-9718-000		1	REGISTRATION/TRANSFER ASSEMBLY	SEE NOTE	
1	FA2-6923-000		1	PLATE,PIN, GUIDE		
2	XD9-0137-010		5	RING, E		
3	FC6-3869-000		4	PIN, GUIDE		
4	FC6-3870-000		3	PIN		
5	FC7-4388-000		1	COVER, REGISTRATION GEAR		
6	FH2-9246-020		1	CONNECTOR, HIGH-VOLTAGE		
7	FG6-5925-000		1	ROLLER,REGISTARTION UPPER		
8	FG6-5926-000		1	ROLLER, REGISTRATION LOWER		
9	FB2-7104-000		4	GUIDE, PLATE		
10	FB2-7105-000		1	SHEET, RAIL, RIGHT		
11	FB2-7106-000		1	SHEET, RAIL, LEFT		
12	FC6-3871-000		2	SPRING, LEAF, 1		
13	FC6-3872-000		2	SPRING, LEAF, 2		
14	FB2-8306-000		1	SHEET, REGISTRATION, FRONT		
15	FC6-3873-000		2	SPRING, LEAF, 3		
16	FC6-3874-000		2	SPRING, LEAF, 4		
17	FB3-8564-030		1	CROSSMEMBER, REGISTRATION		
18	FB3-8585-030		1	GUIDE, REGISTRATION, LOWER		
19	FC1-3975-020		1	SPRING, LEAF		
20	FC1-3976-000		2	PAD, BRAKE, PA		
21	FF3-4656-000		1	VARISTOR		
22	XD9-0135-000		1	RING, E		
23	FF5-3033-000		1	GUIDE, TRANFER, LOWER		
24	FF5-5902-020		1	GUIDE, REGISTRATION, UPPER		
25	FL2-5846-000		1	GUIDE, TRANSFER, UPPER		
26	FG2-7380-000		2	CABLE, GROUNDING		
27	FG5-8856-000		1	CABLE, REGISTRATION		
28	FK2-0856-000		1	CLUTCH, EM	CL2	
29	FK2-0149-000		1	PHOTO-INTERRUPTER, TLP1253(C6)	PS29	
30	FS5-2906-000		2	SPRING, TENSION		
31	FS5-6322-000		2	BUSHING		

FIGURE & KEY NO.	PARTS NUMBER	R A N K	Q'TY	DESCRIPTION	SERIAL NUMBER/ REMARKS	S V C
32	XG9-0662-000		2	BEARING, BALL, JMK-MF128ZZ D4M		
33	XA9-0721-010		1	SCREW,RS,M4X10		
34	FC7-4387-000		1	GEAR, 25T		
35	XG2-8012-355		2	BEARING, BALL		
36	XA9-0271-000		2	SCREW, PANHEAD MACHINE		
37	FB3-8659-000		1	SPRING, TORSION		
38	XA9-0633-000		1	SCREW,RS,W/WASHER,M4X8		
39	XA9-0630-000		1	SCREW, M4X10		
40	VS1-7177-007		1	CONNECTOR, 7P, FEMALE, BK		
41	VS1-7177-002		1	CONNECTOR, SNAP TIGHT, BK		

FIGURE 330 FEEDER ASSEMBLY

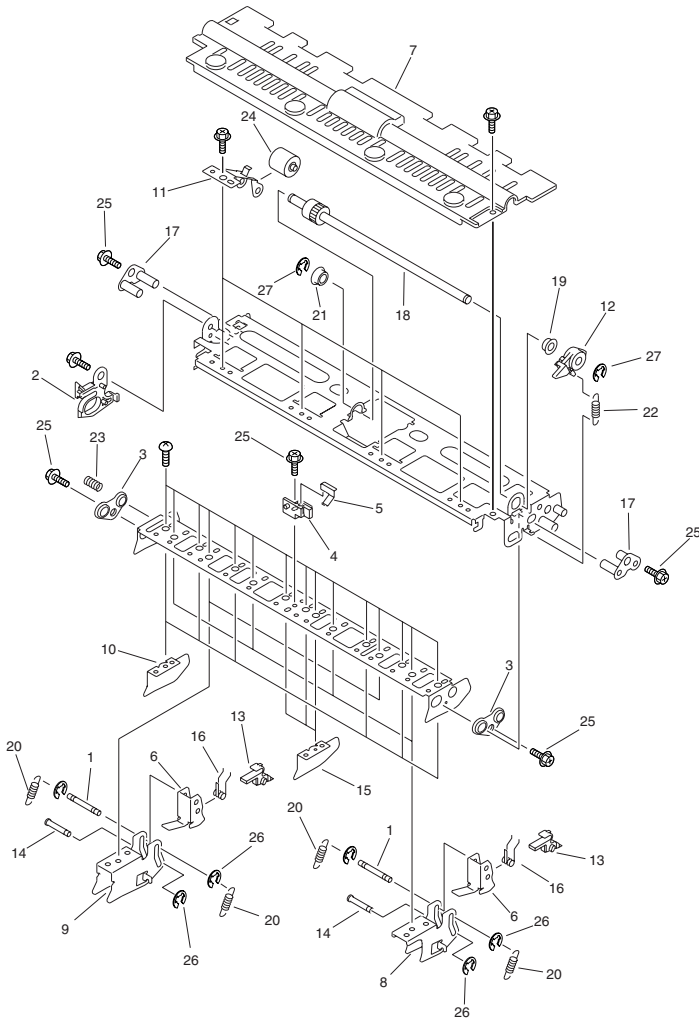


NOTE : This assembly is included in the assembly shown in Figure 320.

注：このユニットはFigure320のユニットに含まれます。

FIGURE & KEY NO.	PARTS NUMBER	R A N K	Q'TY	DESCRIPTION	SERIAL NUMBER/ REMARKS	S V C
Fig.330	FM2-4205-010		1	FEEDER ASSEMBLY		
1	FB6-7043-000		2	BELT,PAPER FEED		
2	FM2-6720-000		1	ROLLER, IDLER		
3	FB6-6590-000		1	PULLEY, PAPER FEED DRIVE		
4	FB6-6591-000		1	PULLEY, IDLER		
5	FB6-6592-000		1	PULLEY, IDLER		
6	FB6-7134-000		1	BELT, PAPER FEED		
7	FB4-0684-000		1	PLATE, GROUNDING		
8	FB6-6596-000		7	ROLLER, PAPER FEED		
9	FB6-6597-000		1	SHAFT, PAPER FEEDER, UPPER		
10	FB6-6598-000		1	PLATE, FEED ROLLER		
11	FB6-6599-000		1	PLATE, FEED ROLLER, RIGHT		
12	FB6-6600-000		4	ROLLER, IDLER		
13	FC7-7768-000		4	ROLLER, IDLER(STRAIGHT)		
14	FC7-7769-000		4	FLANGE		
15	FL2-5885-000		1	DUCT,PAPER FEED		

FIGURE 350 INTERNAL DELIVERY UPPER ASSEMBLY



NOTE : This assembly does not include the parts shown with key No. 13.

注 : このユニットにKey No13の部品は含まれません。

FIGURE & KEY NO.	PARTS NUMBER	R A N K	Q'TY	DESCRIPTION	SERIAL NUMBER/ REMARKS	S V C
Fig.350	FM2-4168-000		1	INTERNAL DELIVERY UPPER ASSY		
1	FA3-2764-020		6	ROD 2, SEPARATION CLAW, UPPER		
2	FB5-3399-000		1	GUIDE, LOCK		
3	FB2-7163-000		2	BUSHING		
4	FC9-9071-000		1	MOUNT, PIN		
5	FB2-7169-000		1	PLATE, RATCHET		
6	FC6-3733-000		6	MOUNT,CLAW,UPPER		
7	FC7-7804-000		1	COVER, UPPER		
8	FC6-3511-000		4	MOUNT, CLAW		
9	FC6-3512-000		2	MOUNT, CLAW		
10	FC6-3736-000		6	PLATE, GUIDE, UPPER		
11	FB6-6572-000		4	HOLDER, FEEDER ROLLER, INNER		
12	FL2-5895-000		1	LEVER, ONE-WAY		
13	FB5-3625-000		6	CLAW, SEPARATING	SEE NOTE	
14	FB3-8414-000		6	ROD 1, SEPARATION CLAW, UPPER		
15	FB4-0644-020		3	PLATE, UPPER GUIDE, MIDDLE		
16	FS7-2339-000		6	SPRING, TORSION		
17	FF5-3055-030		2	SUPPORT, PLATE		
18	FF5-5914-020		1	SHAFT, RECIPROCATION		
19	FS1-1401-000		1	BUSHING, PL		
20	FS7-2319-000		12	SPRING,TENSION		
21	FS5-1372-000		1	BUSHING		
22	FS5-2946-000		1	SPRING, TENSION		
23	FS5-2953-020		1	SPRING, COMPRESSION		
24	FS5-6327-000		4	ROLLER, FEED		
25	XA9-0626-000		7	SCREW,M3X6		
26	XD9-0133-000		18	RING, E		
27	XD9-0136-000		2	RING, E		

FIGURE 351 EXTERNAL DELIVERY UPPER ASSEMBLY

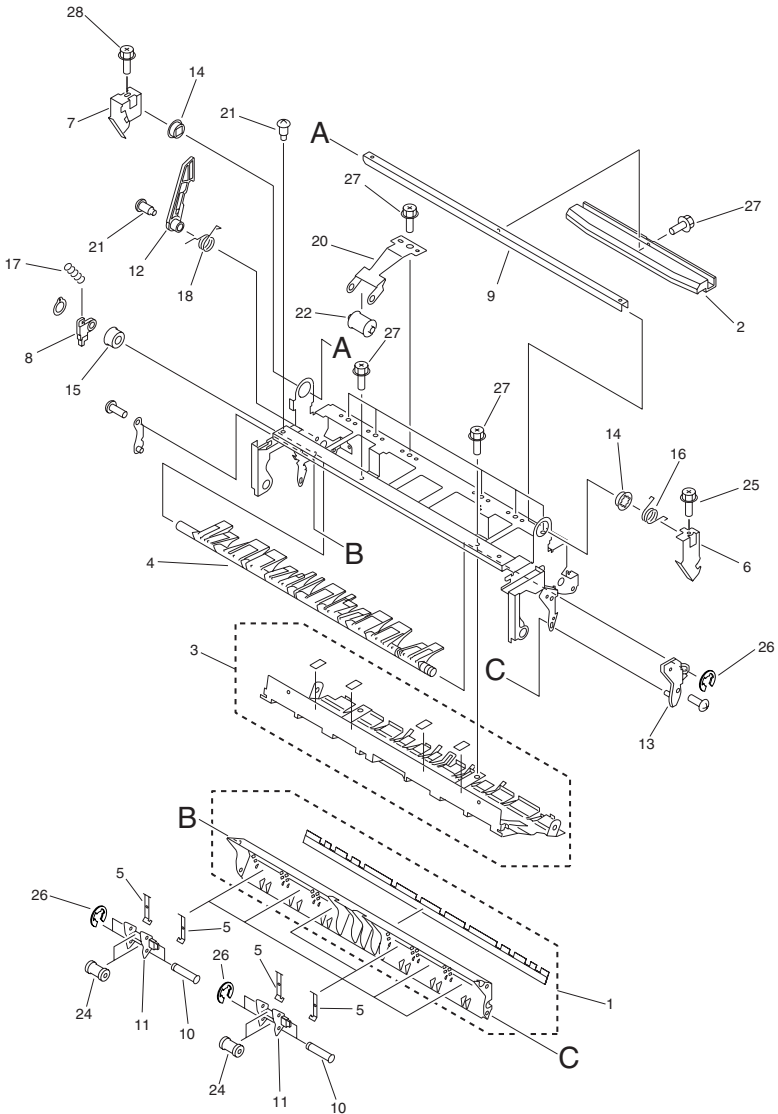
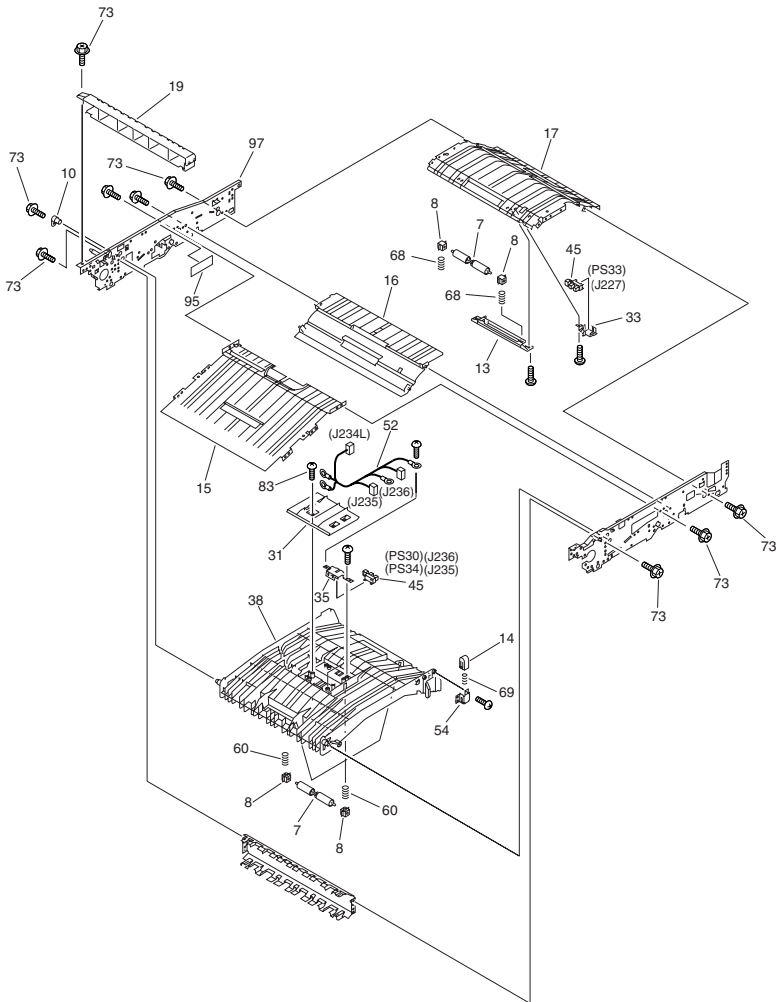
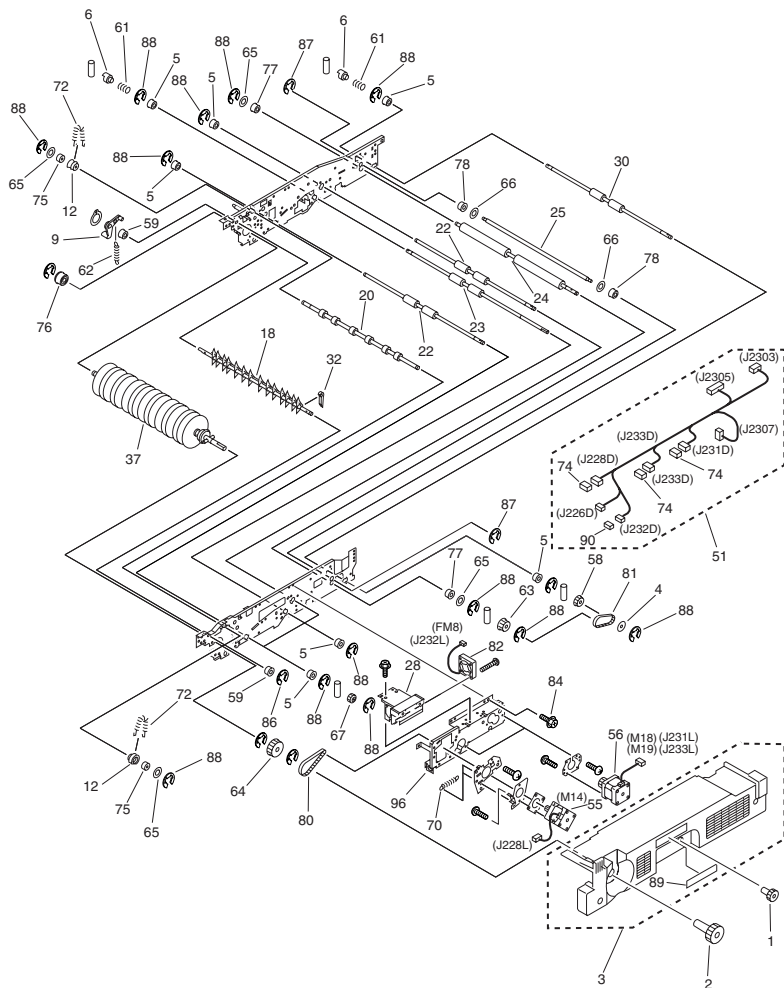


FIGURE & KEY NO.	PARTS NUMBER	R A N K	Q'TY	DESCRIPTION	SERIAL NUMBER/ REMARKS	S V C
Fig.351	FM2-4226-040		1	EXTERNAL DELIVERY UPPER ASS'Y		
1	FL2-5881-000		1	GUIDE, ROLLER		
2	FB5-3420-000		1	HANDLE, FEEDER		
3	FL2-3993-000		1	GUIDE,EXTERNAL DELIVERY		
4	FC7-7805-000		1	FLAPPER		
5	FB5-3423-000		12	SPRING, LEAF		
6	FB5-3392-020		1	CLAW, LOCK		
7	FB5-3393-020		1	CLAW, LOCK		
8	FB5-3394-010		1	ARM, FLAPPER		
9	FB2-7180-020		1	SHAFT, HANDLE		
10	FB5-3396-020		12	PIN, ROLLER		
11	FB5-3397-000		6	HOLDER, ROLLER		
12	FB5-3400-000		1	BLOCK, LOCK		
13	FB5-3408-020		1	MOUNT,FLAPPER		
14	FC1-7438-000		2	BUSHING		
15	FU5-1469-000		1	BUSHING, POLYACETAR		
16	FS5-2944-000		1	SPRING, TORSION		
17	FS5-2980-000		1	SPRING,TENSION		
18	FS5-2982-000		1	SPRING, TORSION, SUS		
20	FB5-3409-000		6	HOLDER, ROLLER		
21	FS5-9284-020		1	SCREW, STEPPED		
22	FC7-4349-000		6	ROLLER, OUTER PAPER DELIVERY		
24	FC7-4229-000		12	ROLLER, CURL		
25	XA9-0642-000		1	SCREW, RS, M3X6, S		
26	XD9-0133-000		12	RING, E		
27	XA9-0626-000		10	SCREW,M3X6		
28	XA9-0628-000		2	SCREW,M4X8		

FIGURE 360 DUPLEXING FEEDER ASSEMBLY



NOTE : This assembly does not include the parts shown with key No. 1, 2, 3 and 89.
 注 : このユニットにKey No.1, 2, 3, 89 の部品は含まれません。



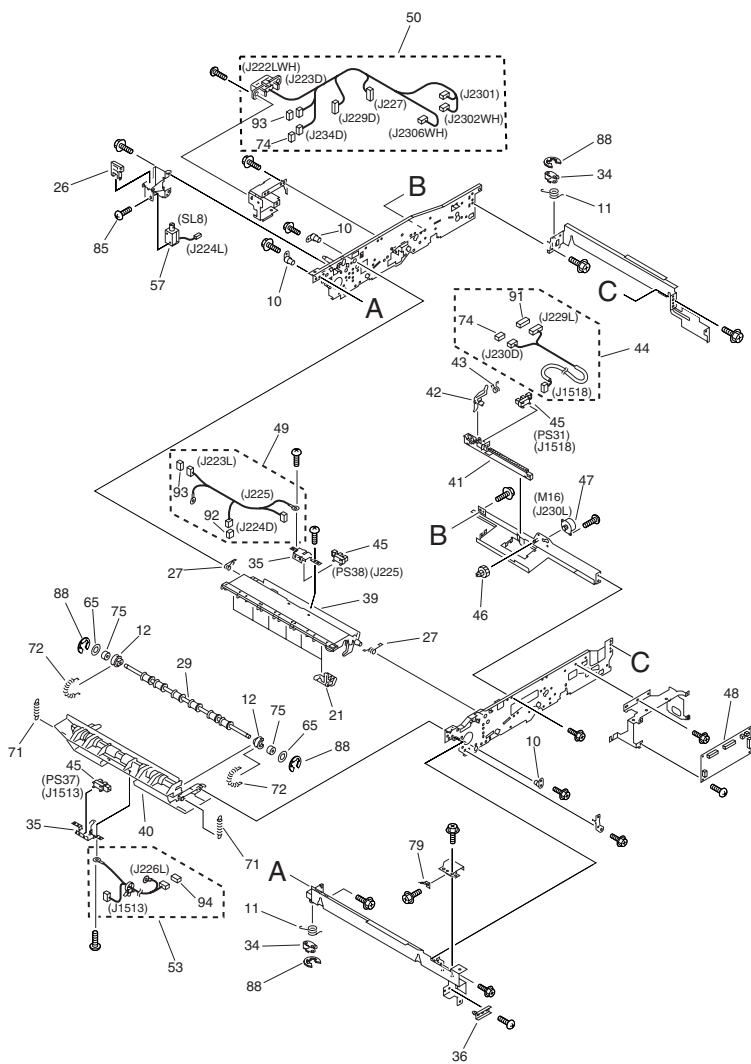


FIGURE & KEY NO.	PARTS NUMBER	R A N K	Q'TY	DESCRIPTION	SERIAL NUMBER/ REMARKS	S V C
Fig.360	FM2-9710-000		1	DUPLEXING FEEDER ASSEMBLY		
1	FB4-7481-000		1	KNOB, DUPLEXING FEEDER	SEE NOTE	
2	FB5-3331-000		1	KNOB	SEE NOTE	
3	FL2-5838-000		1	COVER,DUPLEXING	SEE NOTE	
4	FA6-7939-000		1	FLANGE, PULLEY, 2		
5	FA9-2112-000		8	BUSHING, PL		
6	FB2-7432-000		2	ROLLER,		
7	FB2-7754-030		4	ROLLER		
8	FB2-7755-000		8	BUSHING		
9	FB3-8374-000		1	ARM, DEFLECTOR		
10	FB4-2131-000		4	GUIDE, HINGE		
11	FB4-2155-020		2	SPRING, TORSION		
12	FB4-2159-000		4	HOLDER, BUSHING		
13	FB4-2161-000		1	HOLDER, ROLLER		
14	FB6-7051-000		1	BLOCK, GUIDE PRESSURE		
15	FB5-3301-020		1	GUIDE, DUPLEXING LOWER		
16	FB5-3302-000		1	GUIDE, DUPLEXING LOWER, CENTER		
17	FB5-3303-020		1	GUIDE, DUPLEXING LOWER, RIGHT		
18	FB5-3304-000		1	FLAPPER, DUPLEXING		
19	FB5-3307-020		1	GUIDE, DUPLEXING INLET, LEFT		
20	FB5-3312-000		1	ROLLER, REVERSE		
21	FB5-3313-000		6	FLAPPER, DUPLEXING, 2		
22	FB6-5893-000		2	ROLLER, DUPLEXING FEEDER		
23	FB6-5090-000		1	ROLLER, DECK, LEFT		
24	FB5-3321-000		1	ROLLER, SPONGE		
25	FB5-3322-020		1	ROLLER, STEEL		
26	FB5-3324-000		1	LEVER, SOLENOID		
27	FB5-3328-000		2	SPRING, TORSION		
28	FC7-4367-000		1	HANDLE, DUPLEXING		
29	FB5-3341-000		1	ROLLER, REVERSE		
30	FB6-5894-000		1	ROLLER, DUPLEXING OUTLET		
31	FB5-3343-000		1	COVER, UPPER GUIDE		

FIGURE & KEY NO.	PARTS NUMBER	R A N K	Q'TY	DESCRIPTION	SERIAL NUMBER/REMARKS	S V C
32	FB5-3345-000		12	DEFLECTOR, DUPLEXING, 3		
33	FF5-2237-000		1	MOUNT, PAPER SENSOR		
34	FF5-7734-030		2	PLATE, LOCK		
35	FF5-9844-000		4	PLATE, FEED SENSOR SUPPORT		
36	FF5-9845-000		1	PLATE, RAIL ADJUSTING		
37	FF5-9849-000		1	ROLLER, DUPLEXING FEED, LARGE		
38	FF5-9874-030		1	GUIDE, DUPLEXING UPPER		
39	FF5-9875-020		1	GUIDE, DUPLEXING INLET, RIGHT		
40	FF5-9876-020		1	GUIDE, DUPLEXING, LEFT		
41	FB3-2994-000		1	BLOCK, SLIDE		
42	FB5-3335-000		1	FLAG, REGIST SENSOR		
43	FB5-3337-000		1	SPRING, TORSION		
44	FG6-5469-000		1	CABLE, DUPLEXING REGIST		
45	FK2-0149-000		6	PHOTO-INTERRUPTER, TLP1253(C6)	PS30,PS31,PS33,PS34,P S37,PS38	
46	FS6-0557-000		1	GEAR, 12T/36T		
47	FK2-0144-000		1	MOTOR, STEPPING, DC24V	M16	
48	FM2-9903-000		1	DUPLEXING DRIVER PCB ASSEMBLY		
49	FG6-5466-020		1	CABLE, U-TURN SENSOR		
50	FG6-5467-000		1	CABLE, DUPLEXING PATH		
51	FM2-9905-000		1	CABLE, DUPLEX MOTOR		
52	FG6-5468-000		1	CABLE, DUPLEXING SENSOR		
53	FG6-5470-020		1	CABLE, DUPLEXING REVERSE, 1		
54	FF5-9970-000		1	HOLDER, GUIDE		
55	FK2-4564-000		1	MOTOR, STEPPING, DC	M14	
56	FK2-0826-000		2	MOTOR, STEPPING, DC	M18,M19	
57	FK2-0848-000		1	SOLENOID	SL8	
58	FS2-3488-000		1	PULLEY, 32T		
59	FU5-1469-000		2	BUSHING, POLYACETAR		
60	FS5-2931-000		6	SPRING, COMPRESSION		
61	FS5-2933-000		2	SPRING, COMPRESSION		
62	FS5-2980-000		1	SPRING, TENSION, SUS		

FIGURE & KEY NO.	PARTS NUMBER	R A N K	Q'TY	DESCRIPTION	SERIAL NUMBER/REMARKS	S V C
63	FS5-3243-000		1	PULLEY, 36T		
64	FS5-3806-000		1	PULLEY, 60T		
65	FS5-6487-000		6	WASHER		
66	FS5-6488-000		2	WASHER		
67	FS6-0091-000		2	GEAR, 16T		
68	FS6-2773-020		2	SPRING, COMPRESSION		
69	FS6-2832-000		1	SPRING, COMPRESSION		
70	FS7-2333-000		2	SPRING, TENSION		
71	FS7-2334-000		2	SPRING, TENSION		
72	FS7-2335-000		4	SPRING, TENSION		
73	XA9-0685-000	AR		SCREW, M4X6 SWCH		
74	VS1-7177-006		1	CONNECTOR, SNAP TIGHT, BK		
75	XG9-0545-000		4	BEARING,BALL, 12MM NMB P0		
76	XG9-0420-000		1	BEARING,BALL, 6001ZZNR,		
77	XG9-0211-000		2	BALL BEARING, MF128ZZ1MC3D4M		
78	XG9-0192-000		2	BALL BEARING, NMB DDLF-1060ZZH		
79	FB5-5621-000		1	ELIMINATOR, STATIC CHARGE		
80	XF2-1610-010		1	BELT, TIMING		
81	XF2-1607-640		1	BELT, TIMING		
82	FH6-1742-020		1	FAN,COOLING	FM8	
83	XA9-0605-000		2	SCREW, M4X8		
84	XA9-0732-010		3	SCREW,RS,M4		
85	XA9-1659-000		2	SCREW,M3X4		
86	XD9-0135-000		1	RING, E		
87	XD9-0136-000		2	RING, E		
88	XD9-0137-010		21	RING, E		
89	FS6-8704-000		1	LABEL, DUPLEXING UNIT NUMBER	SEE NOTE	
90	VS1-7177-003		1	CONNECTOR, SNAP TIGHT, BK		
91	VS1-7177-009		1	CONNECTOR, 9P		
92	VS1-7177-002		1	CONNECTOR, SNAP TIGHT, BK		
93	VS1-7177-005		1	CONNECTOR, SNAP TIGHT, BK		
94	VS1-7177-004		1	CONNECTOR, SNAP TIGHT, BK		

FIGURE & KEY NO.	PARTS NUMBER	R A N K	Q'TY	DESCRIPTION	SERIAL NUMBER/ REMARKS	S V C
95	FU5-8657-000		1	LABEL, DUPLEX UNIT		
96	FB5-3320-000		1	SUPPORT, MOTOR		
97	FF5-9847-000		1	SIDE PLATE, REAR		

FIGURE 400 READER/ADF ASSEMBLY

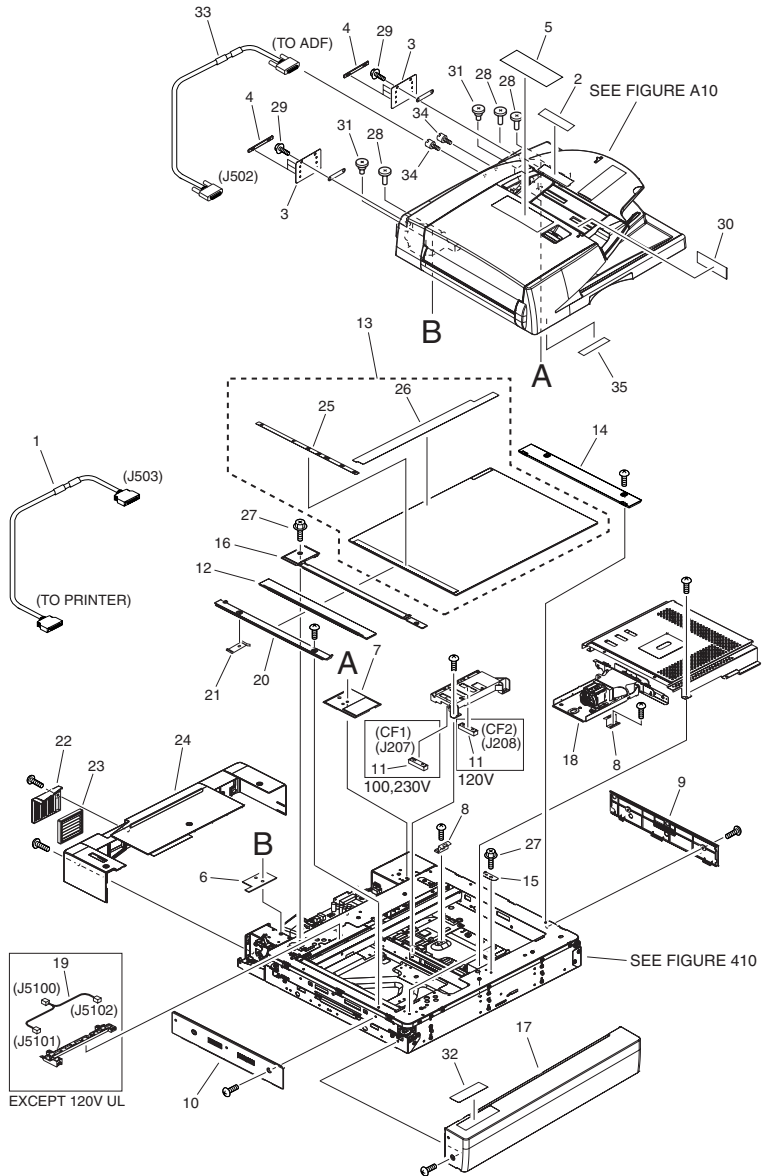


FIGURE & KEY NO.	PARTS NUMBER	R A N K	Q'TY	DESCRIPTION	SERIAL NUMBER/ REMARKS	S V C
Fig.400	NPN		RF	READER/ADF ASSEMBLY		
1	FK2-0732-000		1	CABLE,DDI-S SERIAL		
2	FU6-8127-000		1	LABEL, SIZE	AB SIZE	
2	FU6-8128-000		1	LABEL, SIZE	A/INCH SIZE	
2	FU6-8129-000		1	LABEL, SIZE	A SIZE	
2	FU6-8130-000		1	LABEL, SIZE	AB/INCH SIZE	
3	FC5-3207-000		2	COVER, HINGE		
4	FC5-3223-000		6	PLATE, HINGE COVER		
5	FU6-8131-000		1	LABEL, PROHIBITION DOCUMENT	AB SIZE	
5	FU6-8132-000		1	LABEL, PROHIBITION DOCUMENT	A/INCH SIZEAB/INCH SIZE	
5	FU6-8133-000		1	LABEL, PROHIBITION DOCUMENT	A SIZE	
6	FC7-0317-000		1	SPACER, DF MOUNTING, LEFT		
7	FC7-0318-000		1	SPACER, DF MOUNTING, RIGHT		
8	FC7-1246-000		2	SPRING, LEAF		
9	FC7-4654-000		1	PANEL, RIGHT		
10	FC7-4655-000		1	PANEL, LEFT		
11	FK2-0238-000		1	DOCUMENT SIZE SENSOR UNIT		
12	FL2-3159-000		1	GLASS, READER		
13	FL2-7978-000		1	GLASS, COPYBOARD	AB SIZE	
13	FL2-7979-000		1	GLASS, COPYBOARD	A SIZE	
13	FL2-7980-000		1	GLASS, COPYBOARD	A/INCH SIZE	
13	FL2-7981-000		1	GLASS, COPYBOARD	AB/INCH SIZE	
14	FL2-4605-010		1	COVER, RIGHT UPPER		
15	FL2-4856-000		2	PLATE,GLASS SUPPORT		
16	FL2-4601-000		1	MOUNT, JUMP		
17	FL2-6063-000		1	COVER, FRONT		
18	FM3-2004-000		1	CCD ASSEMBLY		
19	FM2-1106-000		1	CABLE, HEATER CONNECTING	EXCEPT 120V UL	
20	FM2-5845-000		1	LEFT UPPER PANEL UNIT		
21	FC7-1333-000		1	SPRING, GROUNDING		
22	FC5-2934-000		1	COVER, FILTER		

FIGURE & KEY NO.	PARTS NUMBER	RANK	Q'TY	DESCRIPTION	SERIAL NUMBER/REMARKS	SVC
23	FL2-4850-000		1	FILTER, AIR		
24	FL2-5813-000		1	COVER, REAR		
25	FU5-8845-000		1	PLATE, WIDTH SIZE	AB SIZE	
25	FU5-8847-000		1	PLATE, WIDTH SIZE	A/INCH SIZE	
25	FU5-8849-000		1	PLATE, WIDTH SIZE	A SIZE	
25	FU5-8851-000		1	PLATE, WIDTH SIZE	AB/INCH SIZE	
26	FU6-8175-000		1	PLATE, LENGTH SIZE	AB SIZE	
26	FU6-8176-000		1	PLATE, LENGTH SIZE	A/INCH SIZE	
26	FU6-8177-000		1	PLATE, LENGTH SIZE	A SIZE	
26	FU6-8178-000		1	PLATE, LENGTH SIZE	AB/INCH/SIZE	
27	XA9-1521-000		13	SCREW,RS,M3X6		
28	FU5-9167-000		3	SCREW, FIXED, M4		
29	XA9-0874-000		4	SCREW, M3X8		
30	FC5-3063-000		1	LABEL, DOCUMENT SIZE		
31	FU5-9168-000		2	SCREW, STEPPED, M5		
32	FU5-8854-000		1	LABEL, GLASS CLEANING POSITION	100V	
32	FU5-8701-000		1	LABEL, GLASS CLEANING POSITION	120V UL230V EXCEPT CN,KR	
32	FU5-8702-000		1	LABEL, GLASS CLEANING POSITION	230V CN	
32	FU5-8703-000		1	LABEL, CLEANING POSITION (KOR)	230V KR	
32	FU5-8704-000		1	LABEL, CLEANING POSITION (TW)	120V TW	
33	FK3-0902-000		1	CABLE, DF-RD26 SHIELD		
34	FC8-8762-000		2	SCREW		
35	FC8-2942-000		1	LABEL, RELEASE, WHITE SHEET		

FIGURE & KEY NO.	PARTS NUMBER	RANK	Q'TY	DESCRIPTION	SERIAL NUMBER/REMARKS	SVC
Fig.410	NPN		RF	READER FRAME ASSEMBLY		
1	XF2-4610-840		1	BELT, TIMING		
2	XG9-0508-000		2	BEARING, BALL, F688ZZ		
3	FB6-4303-000		1	LABEL, 'WARNING, HIGH VOLTAGE'		
5	XA9-1415-000		2	SCREW, FLAT HEAD, M4		
6	FB5-3087-000		2	PULLEY		
7	FM3-0469-000		1	CABLE, MEMORY POWER		
8	FC7-1312-000		2	PULLEY		
9	FC7-1322-000		1	WIRE, FRONT		
10	FK2-0234-000		1	CABLE, FLAT		
11	FK2-0630-000		1	INVERTER PCB ASSEMBLY		
12	FL2-0615-000		1	PLATE, POSITIONING		
13	FL2-4856-000		2	PLATE, GLASS SUPPORT		
14	FL2-5812-000		1	CABLE, FLEXIBLE FLAT		
15	FM2-1105-000		1	CABLE, SENSOR		
16	FK2-0149-000		3	PHOTO-INTERRUPTER, TLP1252(C6)	PS501, PS502, PS503	
17	FC7-1248-000		1	SPRING, TORSION		
18	FC7-1284-010		1	LEVER, SENSOR		
19	FS5-9227-020		1	SCREW, STEPPED, M4		
20	XA9-1521-000		9	SCREW, RS, M3X6		
21	FC6-4599-000		1	WIRE, RIGHT		
22	FL2-4863-000		1	SHAFT, DRIVE		
23	FM3-0464-000		1	CABLE, READER POWER SUPPLY		
24	XA9-0265-010		2	SCREW, W/WASHER, TRUSS HEAD		
25	FM3-0465-000		1	CABLE, LATTICE CONNECTOR		
27	FK2-3773-000		1	MOTOR, STEPPING, DC	M501	
28	FM2-6804-000		1	CABLE, READER POWER SUPPLY		
29	FS5-9772-020		3	SCREW, HEIGHT ADJUSTING		
30	FS5-9773-030		1	SCREW, MIRROR FIXED		
31	FU6-2771-000		1	SPRING, TENSION		
32	FU6-2772-000		2	SPRING, TENSION		
33	FM2-5835-000		1	MOUNT DF LEFT ASSEMBLY		

FIGURE & KEY NO.	PARTS NUMBER	R A N K	Q'TY	DESCRIPTION	SERIAL NUMBER/ REMARKS	S V C
34	FC7-1282-000		1	MOUNT, DF, RIGHT		

FIGURE 420 MIRROR ASSEMBLY 1

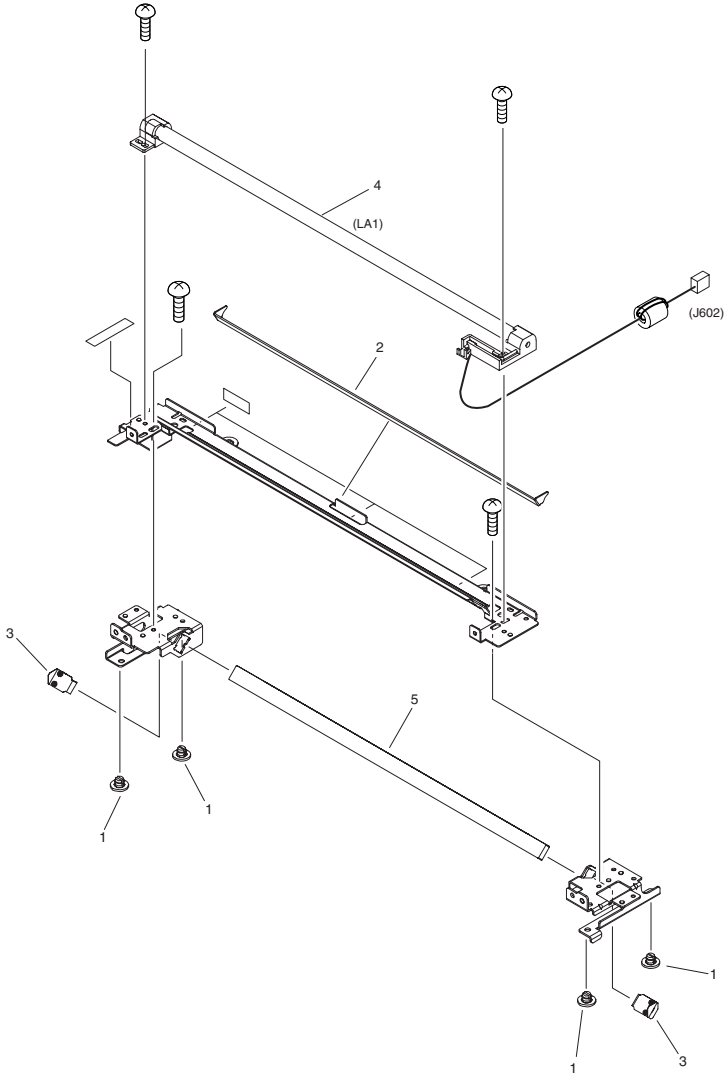


FIGURE & KEY NO.	PARTS NUMBER	RANK	QTY	DESCRIPTION	SERIAL NUMBER/REMARKS	SVC
Fig.420	FM2-6680-000		1	MIRROR ASSEMBLY 1		
1	FC5-0127-000		4	PIN, SLIDER		
2	FC7-1380-000		1	REFLECTOR		

FIGURE & KEY NO.	PARTS NUMBER	R A N K	Q'TY	DESCRIPTION	SERIAL NUMBER/ REMARKS	S V C
3	FC7-1273-000		2	SPRING, LEAF, MIRROR		
4	FM3-3497-000		1	XENON LAMP UNIT	LA1	
5	FL3-0309-000		1	MIRROR, 1		

FIGURE 430 MIRROR ASSEMBLY 2

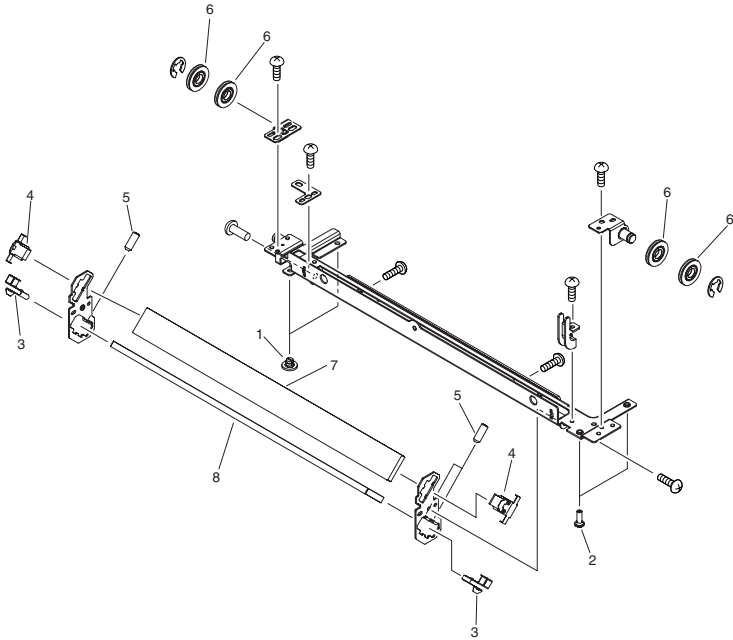


FIGURE & KEY NO.	PARTS NUMBER	RANK	Q'TY	DESCRIPTION	SERIAL NUMBER/REMARKS	SVC
Fig.430	FM3-0096-000		1	MIRROR ASSEMBLY 2		
1	FC5-0127-000		2	PIN, SLIDER		
2	FC5-0136-000		2	PIN, SLIDER		
3	FC5-0165-000		2	SPRING, LEAF, MIRROR		
4	FC7-1276-000		2	SPRING, LEAF, MIRROR		
5	XA9-0425-030		3	SETSCREW, HEX SOCKET		
6	FC7-1271-000		4	PULLEY		
7	FL2-0310-000		1	MIRROR, 2		
8	FL2-0311-000		1	MIRROR, 3		

FIGURE 460 LASER SCANNER ASSEMBLY

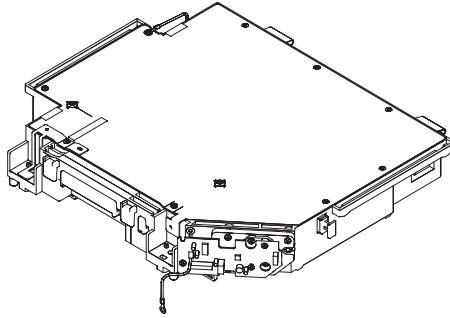


FIGURE & KEY NO.	PARTS NUMBER	RANK	Q'TY	DESCRIPTION	SERIAL NUMBER/REMARKS	SVC
Fig.460	FM2-9832-010		1	LASER SCANNER ASSEMBLY		

FIGURE 510 PHOTO-SENSITIVE DRUM ASSEMBLY

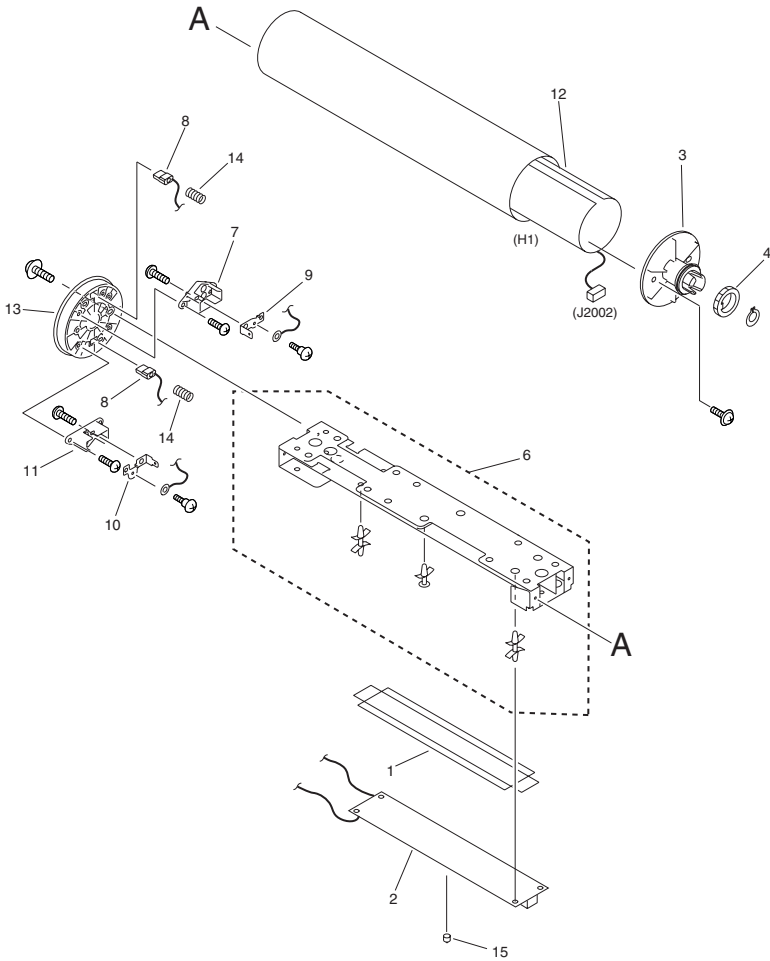
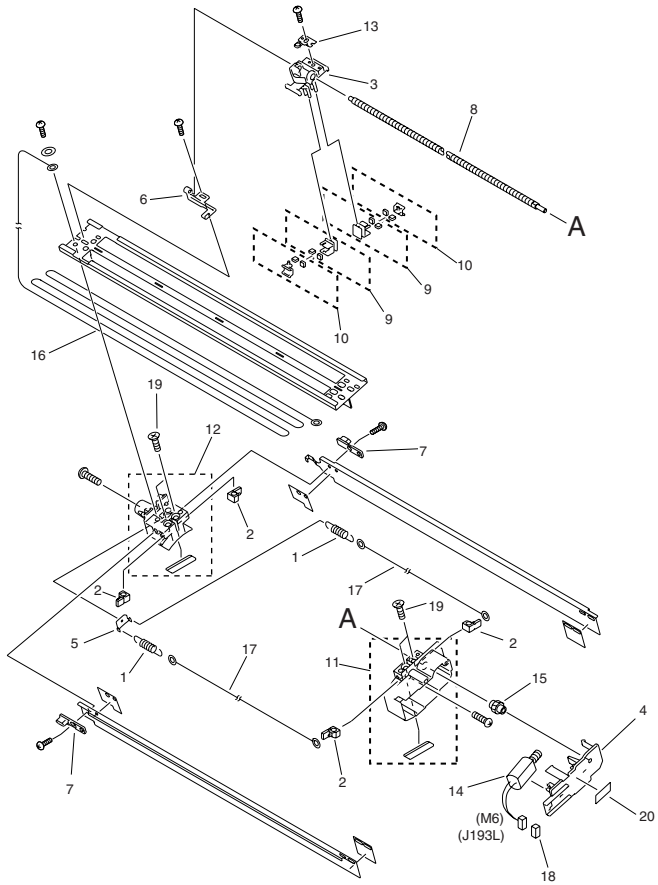


FIGURE & KEY NO.	PARTS NUMBER	RANK	Q'TY	DESCRIPTION	SERIAL NUMBER/REMARKS	SVC
Fig.510	NPN		RF	PHOTO-SENSITIVE DRUM ASSEMBLY		
1	FB6-6699-000		1	SHEET, INSULATING		
2	FM2-0841-000		1	DRUM HEATER PCB ASS'Y	100V,120V	
2	FM2-0842-000		1	DRUM HEATER PCB ASS'Y	230V	
3	FL2-5843-000		1	FLANGE, DRUM, FRONT		
4	FC7-4302-000		1	GEAR, 27T		
6	FM1-0660-000		1	CROSSMEMBER, DRUM		
7	FB2-8185-000		1	MOUNT, ELIMINATER		
8	FC5-1766-000		2	BRUSH		
9	FB2-8187-000		1	TERMINAL, 1		
10	FB2-8190-000		1	TERMINAL, 2		
11	FB2-8331-000		1	MOUNT, BRUSH, 2		
12	FK2-0786-000		1	HEATER, DRUM	100VH1	
12	FK2-0787-000		1	HEATER, DRUM	120VH1	
12	FK2-0788-000		1	HEATER, DRUM	230VH1	
13	FL2-5844-000		1	FLANGE, DRUM, REAR		
14	FS2-2036-020		1	SPRING, COMPRESSION		
15	FK2-0855-000		1	CAP, VCP		

FIGURE 550 PRIMARY CORONA ASSEMBLY



NOTE : This assembly does not include the parts shown with key No.18
 注 : このユニットにKey No. 18の部品は含まれません。

FIGURE & KEY NO.	PARTS NUMBER	R A N K	Q'TY	DESCRIPTION	SERIAL NUMBER/ REMARKS	S V C
Fig.550	FM2-3069-000		1	PRIMARY CORONA ASSEMBLY		
1	97-5527-000		2	SPRING, TENSION, CORONA WIRE		
2	FA2-8884-000		4	GUIDE, CORONA WIRE		
3	FB2-6849-030		1	HOLDER, PRIMARY CORONA		
4	FB2-6850-000		1	COVER, MOTOR		
5	FB2-6857-000		1	PLATE, SPRING		
6	FB2-6859-030		1	BUSHING		
7	FB2-6912-000		2	BLOCK, GUIDE		
8	FC6-3859-000		1	SCREW, SHAFT		
9	FL2-4271-000		2	BLOCK, WIRE CLEANING PAD		
10	FL2-4272-000		2	BLOCK, WIRE CLEANING PAD		
11	FF5-2973-020		1	BLOCK, FRONT		
12	FF5-2974-030		1	BLOCK, REAR		
13	FF5-6885-000		1	GUIDE, PIN		
14	FH5-1138-000		1	MOTOR, DC, 1.36W	M6	
15	FS6-0115-000		1	GEAR, 18T		
16	FY1-0883-000		AR	CORONA WIRE ROLL (100M)		
17	FB4-3687-000		AR	WIRE, CORONA, 0.06MM (20M)		
18	VS1-7177-002		1	CONNECTOR, SNAP TIGHT, BK	SEE NOTE	
19	XA9-0228-000		4	SCREW, INSUL., C.S.HEAD		
20	FB6-4303-000		1	LABEL, 'WARNING, HIGH VOLTAGE'		

FIGURE 570 PRE-TRANSFER CORONA ASSEMBLY

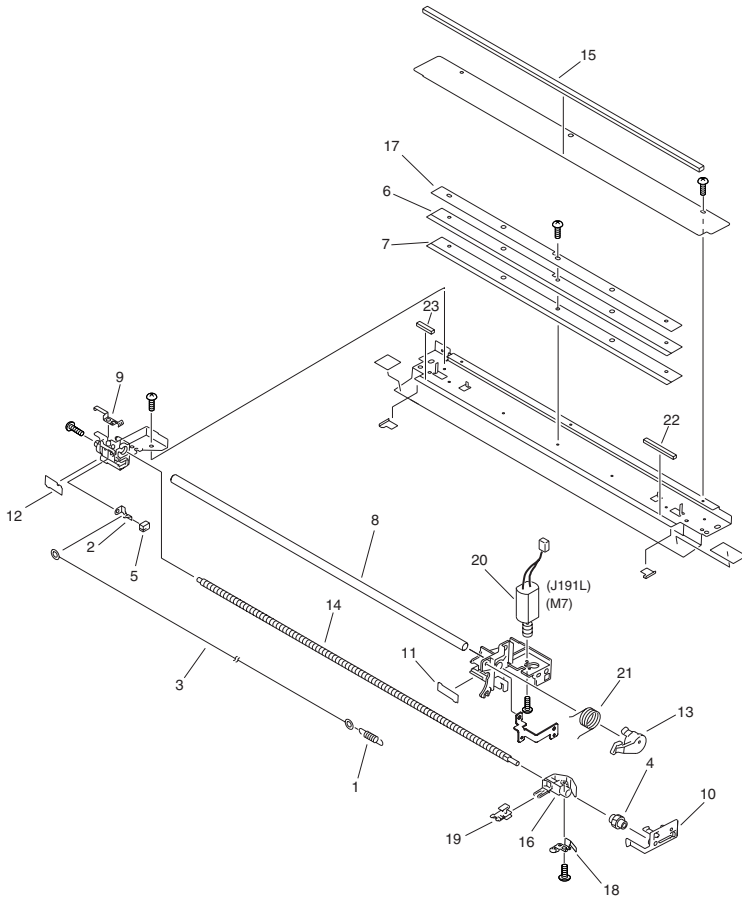


FIGURE & KEY NO.	PARTS NUMBER	R A N K	Q'TY	DESCRIPTION	SERIAL NUMBER/REMARKS	S V C
Fig.570	FM2-9647-000		1	PRE-TRANSFER CORONA ASSEMBLY		
1	FB6-6605-000		1	SPRING		
2	FA3-2127-000		1	TERMINAL, CORONA WIRE		
3	FB4-3687-000		AR	WIRE, CORONA, 0.06MM (20M)		
4	FS6-0115-000		1	GEAR, 18T		
5	FA4-1864-000		1	DAMPER		
6	FA4-1867-030		1	SCRAPER, PRE-TRANSFER		
7	FA6-6804-020		1	MOUNT, SCRAPER		
8	FC7-4265-000		1	ROLLER, BIAS		
9	FB2-6840-000		1	TERMINAL, BIAS		
10	FB2-6842-000		1	BUSHING		
11	FB2-6843-000		1	COVER, FRONT		
12	FB2-6844-020		1	COVER, REAR		
13	FB2-6847-000		1	ARM, ROLLER		
14	FC6-3859-000		1	SCREW, SHAFT		
15	FB2-6930-000		1	SEAL, POST		
16	FB3-8348-020		1	HOLDER, FELT		
17	FC1-7435-020		1	SUPPORT, POST		
18	FF5-2942-020		1	PLATE, PRESSURE		
19	FF5-3090-000		1	HOLDER, CLEANING		
20	FG6-9172-000		1	MOTOR, DC	M7	
21	FU6-2111-000		1	SPRING, TORSION		
22	FA3-2565-000		1	BRUSH, FRONT		
23	FA3-8004-000		1	BRUSH, REAR		

FIGURE 580 TRANSFER/SEPARATE CORONA ASSEMBLY

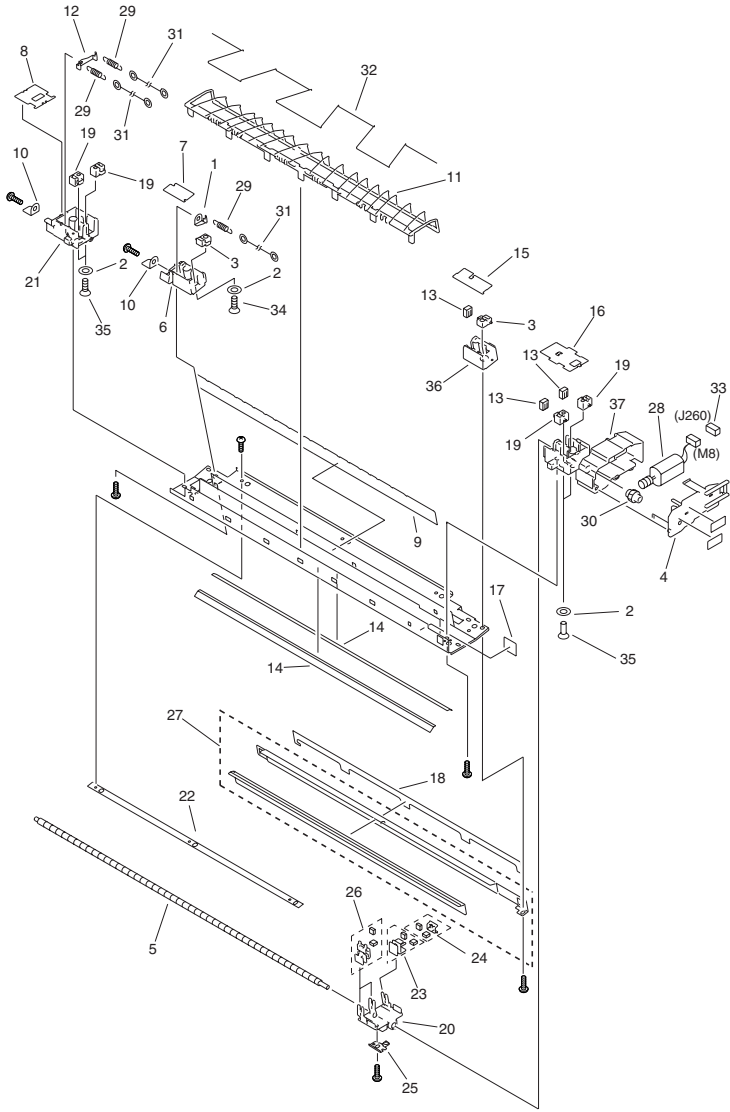
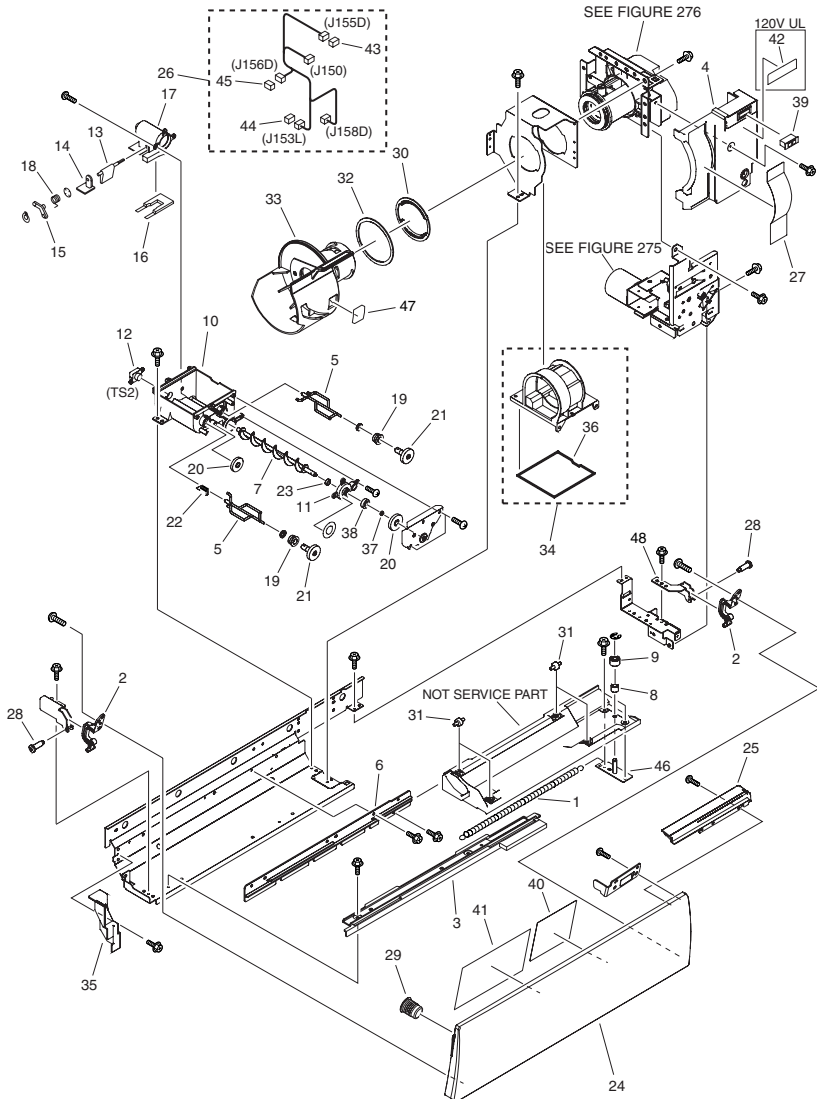


FIGURE & KEY NO.	PARTS NUMBER	R A N K	Q'TY	DESCRIPTION	SERIAL NUMBER/ REMARKS	S V C
Fig.580	FM2-9716-000		1	TRANSFER/SEPARATE CORONA ASS'Y		
1	87-2584-020		1	TERMINAL, CORONA WIRE		
2	FA2-1498-000		6	WASHER		
3	FB5-9648-000		2	GUIDE, CORONA WIRE		
4	FB2-6850-000		1	COVER, MOTOR		
5	FC6-3859-000		1	SCREW, SHAFT		
6	FB2-7083-030		1	BLOCK, TRANSFER, REAR		
7	FB2-7088-000		1	COVER, BLOCK		
8	FB2-7089-020		1	COVER, BLOCK		
9	FB2-7090-010		1	SHEET, INSULATING		
10	FB2-7092-000		2	PLATE, HIGH VOLTAGE		
11	FB2-7093-020		1	GUIDE, PAPER		
12	FB2-7095-000		1	HOOK, SPRING		
13	FB2-7096-000		3	PAD		
14	FB2-7108-000		2	SHEET, CORONA		
15	FB2-7111-000		1	COVER, BLOCK		
16	FB2-7112-020		1	COVER, BLOCK		
17	FB2-7968-000		5	SHEET, CORONA, 2		
18	FC7-4380-000		1	SHEET, INSULATING, BLACK		
19	FB2-8469-000		4	GUIDE, CORONA WIRE		
20	FB3-8349-000		1	HOLDER, FELT		
21	FB3-8587-010		1	BLOCK, SEPARATION, REAR		
22	FB4-0638-020		1	PLATE, SHIELD ADJUSTING		
23	FL2-4271-000		1	BLOCK, WIRE CLEANING PAD		
24	FL2-4272-000		1	BLOCK, WIRE CLEANING PAD		
25	FF5-6885-000		1	GUIDE, PIN		
26	FF5-3090-000		2	HOLDER, WIRE CLEANING		
27	FL2-5845-000		1	PLATE,SHIELD,RIGHT		
28	FG6-9172-000		1	MOTOR, DC	M8	
29	FS2-2551-000		3	SPRING, TENSION, CORONA WIRE		
30	FS6-0115-000		1	GEAR, 18T		
31	FB4-3687-000		AR	WIRE, CORONA, 0.06MM (20M)		

FIGURE & KEY NO.	PARTS NUMBER	RANK	Q'TY	DESCRIPTION	SERIAL NUMBER/REMARKS	SVC
32	FA5-1876-000		1	GUIDE WIRE, AMIRAN, 0.148MM		
33	VS1-7177-002		1	CONNECTOR, SNAP TIGHT, BK		
34	XA9-0034-000		2	SCREW, INSUL., C.S.HEAD		
35	XA9-0228-000		4	SCREW, INSUL., C.S.HEAD		
36	FB2-7082-020		1	BLOCK, TRANSFER, FRONT		
37	FB3-8586-010		1	BLOCK, SEPARATION, FRONT		

FIGURE 620 HOPPER ASSEMBLY



NOTE 1 : This assembly includes the assemblies shown in Figure 275 and 276.
 NOTE 2 : This assembly does not include the parts shown with key No. 42.
 注 1 : このユニットはFigure275, 276を含みます。
 注 2 : このユニットにKey No42の部品は含まれません。

FIGURE & KEY NO.	PARTS NUMBER	R A N K	Q'TY	DESCRIPTION	SERIAL NUMBER/ REMARKS	S V C
Fig.620	FM2-9652-010		1	HOPPER ASSEMBLY	SEE NOTE 1	
1	FU6-2860-000		1	SPRING, TENSION		
2	FC5-1892-000		2	ARM, DOOR		
3	FL2-2472-000		1	RAIL, 1		
4	FC6-3619-000		1	COVER, HOPPER, RIGHT		
5	FC6-3425-000		2	ROD, STIRRING		
6	FC5-1900-000		1	RAIL, 2		
7	FC6-3426-000		1	SCREW		
8	FC5-1949-000		1	ROLLER, SHAFT		
9	FC5-1950-000		1	ROLLER, BOTTLE STOP		
10	FC6-3427-000		1	HOPPER, SUB		
11	FC6-3433-000		1	CAP		
12	FK2-0812-000		1	SENSOR, TONER	TS2	
13	FB2-8118-020		1	SHUTTER		
14	FB2-8119-000		1	SUPPORT, SHUTTER		
15	FB2-8120-000		1	LEVER, SHUTTER		
16	FB2-8122-000		1	SEAL, 2		
17	FC6-3432-000		1	PIPE		
18	FS5-2901-000		1	SPRING TORSION		
19	FS2-1014-000		2	BUSHING, PL		
20	FU5-0270-000		2	GEAR, 38T		
21	FU5-0276-000		2	GEAR, 40T		
22	FU6-2106-000		1	SPRING, STIRRING		
23	XG9-0111-000		1	SEAL, OIL		
24	FC6-3609-020		1	COVER, FRONT, UPPER		
25	FC6-3641-000		1	COVER, FRONT 2, UPPER		
26	FM2-3767-000		1	CABLE, HOPPER		
27	FU5-8555-000		1	LABEL, HOPPER RELEASE DIRECT		
28	FU5-9350-000		2	SCREW, STEPPED, M3		
29	FA9-3870-000		1	MAGNET CATCH		
30	FC5-1945-000		1	HOLDER, RING		
31	FC5-5092-000		4	ROLLER		

FIGURE & KEY NO.	PARTS NUMBER	R A N K	Q'TY	DESCRIPTION	SERIAL NUMBER/ REMARKS	S V C
32	FC5-6264-000		1	SEAL, RING CATCH	SEE NOTE 2120V UL	
33	FL2-0597-020		1	CAM, RING MOVEMENT		
34	FL2-3026-000		1	HOPPER, SUB, UPPER		
35	FC6-3620-010		1	COVER, HOPPER, LEFT		
36	FC6-3435-000		1	SEAL		
37	FS5-1021-000		1	BUSHING		
38	FU5-0269-000		1	GEAR, 23T		
39	XZ9-0603-000		1	CATCH, MAGNET		
40	FU5-8088-000		1	LABEL, REL. CONTROL INSTRUCTION		
41	FC6-2841-000		1	LABEL, BLACK T. BOTTLE CONTROL		
42	FS6-8992-000		1	LABEL, GENUINE		
43	VS1-7177-002		1	CONNECTOR, SNAP TIGHT, BK		
44	VS1-7177-012		1	CONNECTOR, SNAP TIGHT, BK		
45	VS1-7177-005		1	CONNECTOR, SNAP TIGHT, BK		
46	FL2-5861-000		1	PLATE, STOPPER		
47	FC5-6372-000		1	SHEET		
48	FC6-3622-000		1	STAY, DOOR ARM, RIGHT		

FIGURE 640
DEVELOPING ASSEMBLY

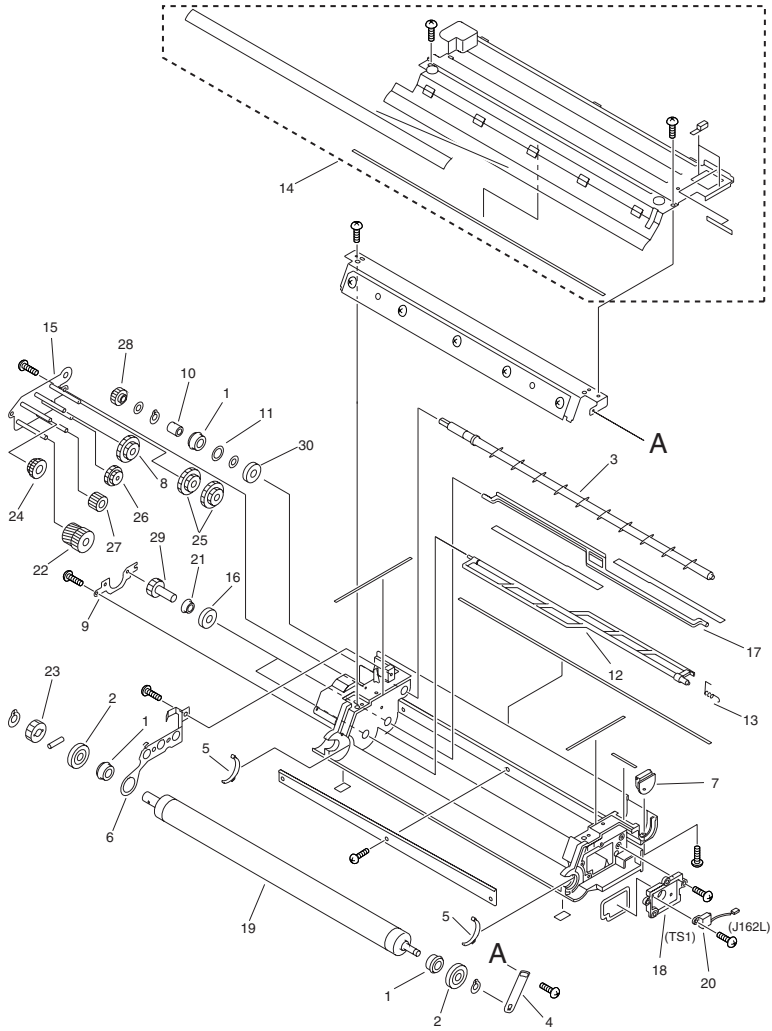
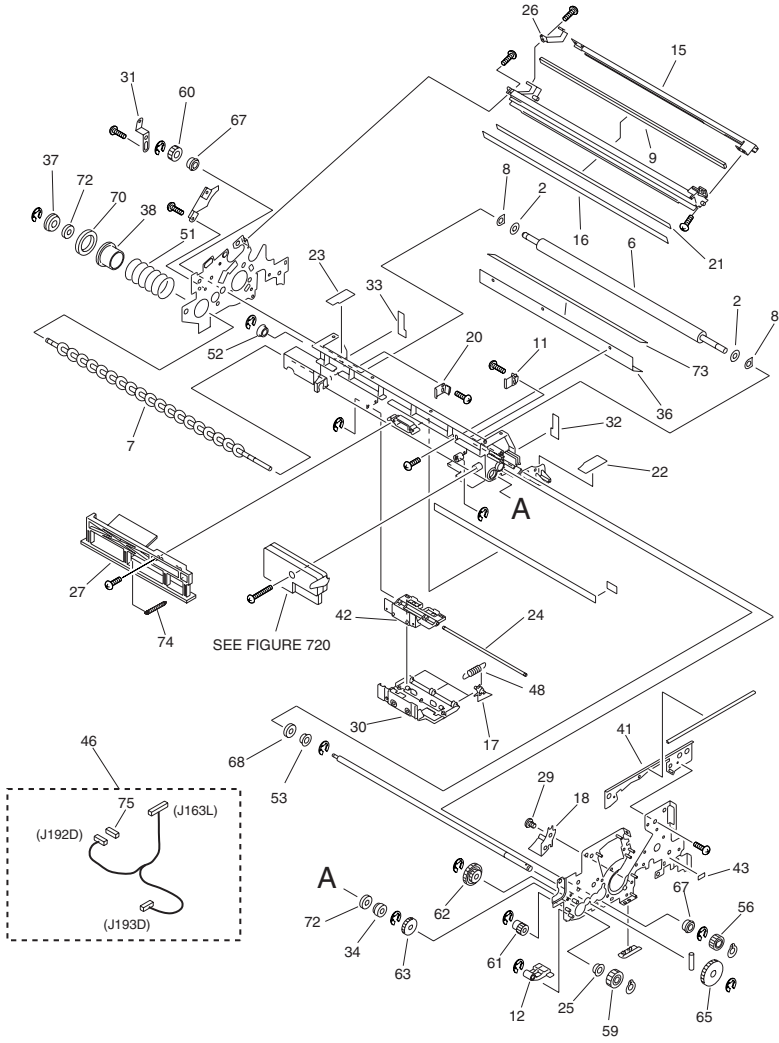


FIGURE & KEY NO.	PARTS NUMBER	R A N K	Q'TY	DESCRIPTION	SERIAL NUMBER/ REMARKS	S V C
Fig.640	FM2-9640-000		1	DEVELOPING ASSEMBLY		
1	XG9-0548-000		3	BALL BEARING, 1680-DD		
2	FB6-6569-000		2	ROLLER, SPACER		
3	FB2-6934-030		1	FEED SCREW, TONER		
4	FB2-6935-000		1	PLATE, TERMINAL		
5	FB2-6936-000		2	PLATE, MAGNET		
6	FB2-6939-020		1	TERMINAL, BIAS		
7	FB2-6943-000		1	SUPPORT, SCREW		
8	FS6-0891-000		1	GEAR, 34T/20T		
9	FB2-6952-020		1	SUPPORT, GEAR		
10	FB2-8342-000		1	SPACER		
11	FB2-8437-000		1	WASHER, PLAIN		
12	FB3-8542-000		1	ROD, STIRRING, 1		
13	FB6-6959-000		1	SPRING, STIRRING		
14	FF5-2947-020		1	COVER, UPPER		
15	FF5-2948-000		1	SUPPORT, GEAR		
16	X71-9310-000		2	SEAL, OIL		
17	FF5-5930-000		1	ROD, STRRING, 2		
18	FF5-5988-000		1	MOUNT, TONER SENSOR		
19	FM2-9641-000		1	SLEEVE, DEVELOPING		
20	FK2-0812-000		1	SENSOR, TONER	TS1	
21	FS2-1014-000		2	BUSHING, PL		
22	FU6-0732-000		1	GEAR, 20T/19T		
23	FU6-0733-000		1	GEAR, 21T		
24	FS6-0890-000		1	GEAR, 18T/15T		
25	FS6-0027-000		3	GEAR, 32T/20T		
26	FS6-0028-000		1	GEAR, 23T/16T		
27	FS6-0029-000		1	GEAR, 19T		
28	FS6-0031-000		1	GEAR, 19T		
29	FS6-0857-000		2	GEAR, 20T		
30	XG9-0333-000		1	SEAL, OIL, NBR		

FIGURE 710 AP KIT ASSEMBLY



- NOTE 1 : This assembly includes the assembly shown in Figure 720.
 NOTE 2 : This assembly does not include the assembly shown in Figure 510.
 NOTE 3 : This assembly does not include the parts shown with key No. 78, 79, 80 and 81.
- 注 1 : このユニットはFigure 720のユニットを含みます。
 注 2 : このユニットはFigure 510のユニットを含みません。
 注 3 : このユニットにKey No.78, 79, 80, 81 の部品は含まれません。

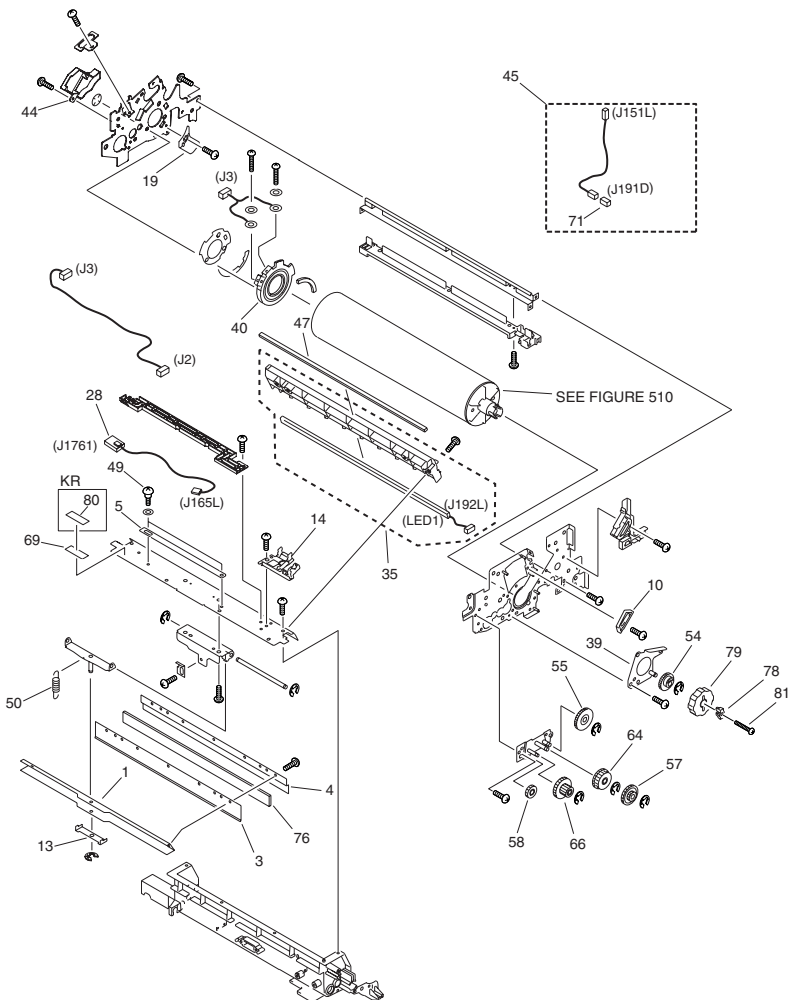
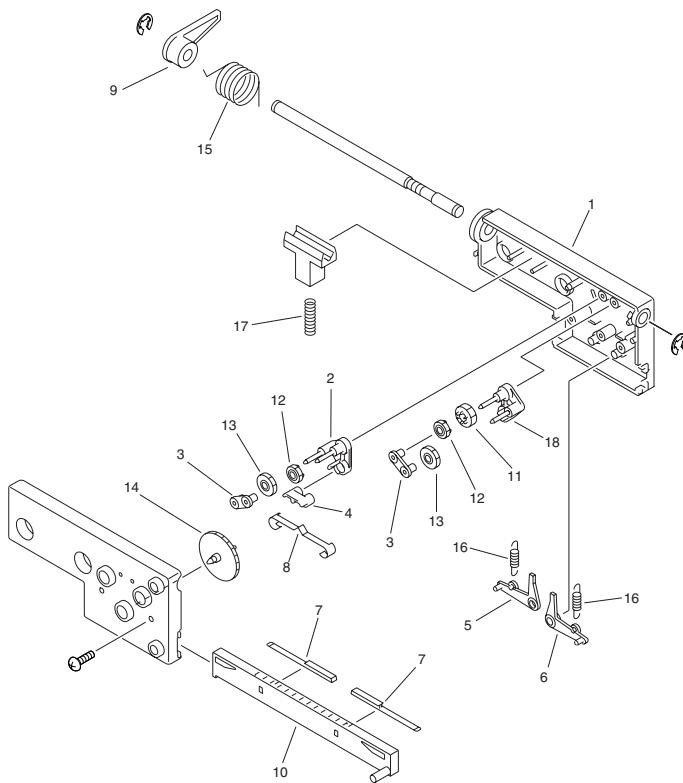


FIGURE & KEY NO.	PARTS NUMBER	R A N K	Q'TY	DESCRIPTION	SERIAL NUMBER/ REMARKS	S V C
Fig.710	FM2-9700-000		1	AP KIT ASSEMBLY	SEE NOTE 1,2EXCEPT iR5075,iR5075N	
Fig.710	FM2-9686-000		1	AP KIT ASSEMBLY	SEE NOTE 1,2iR5075,iR5075N	
1	FA3-2434-080		1	MOUNT, CLEANING BLADE		
2	FA4-1819-000		2	SPACER		
3	FA4-2035-000		1	PLATE, BLADE BACKKING		
4	FA4-2037-000		1	RETAINER, BLADE		
5	FB2-3000-000		1	SHEET, GRIP		
6	FB2-6863-030		1	ROLLER		
7	FB2-6867-020		1	SCREW, CREAMING		
8	FB2-6872-000		2	SEAL, FELT		
9	FB2-6874-000		1	SEAL, CR		
10	FB2-6883-000		1	PLATE, STOP, PRE/TR.CORONA		
11	FC7-4255-000		1	SCRAPER, FRONT		
12	FB2-6889-000		1	BLOCK, AP		
13	FB2-6890-000		1	SPRING, LEAF		
14	FC7-4406-000		1	HOLDER, SWITCH		
15	FB2-6895-030		1	CROSSMEMBER, LED		
16	FB2-6898-000		1	SHEET, 1		
17	FB2-6899-000		3	SEPARATION, CLAW		
18	FB2-6913-020		1	BLOCK, FRONT		
19	FB2-6914-000		1	BLOCK, REAR		
20	FC7-4256-000		1	SCRAPER, REAR		
21	FB2-6918-000		1	SHEET, SUPPORT		
22	FB2-6919-000		1	SHEET, DRUM, FRONT		
23	FB2-6920-000		1	SHEET, DRUM, REAR		
24	FC7-4404-000		1	SHAFT, CLAW HOLDER		
25	FB2-8302-000		2	BUSHING POM		
26	FB2-8335-000		1	SPRING, LEAF		
27	FM2-9730-000		1	AIR GUIDE UNIT		
28	FM2-3661-000		1	SENSOR, DRUM		
29	FB2-8509-020		2	SCREW,M4X6		

FIGURE & KEY NO.	PARTS NUMBER	R A N K	Q'TY	DESCRIPTION	SERIAL NUMBER/ REMARKS	S V C
30	FM2-9729-000		1	CLAW HOLDER UNIT		
31	FB3-8617-000		1	PLATE, GROUNDING		
32	FC7-4382-000		1	SEAL, SIDE, FRONT		
33	FC7-4383-000		1	SEAL, SIDE, REAR		
34	FF2-2891-000		1	BUSHING, 1 (POM)		
35	FG6-9895-000		1	PRE-CONDITIONING ASSEMBLY	EXCEPT iR5075,iR5075N LED1	
35	FM2-9693-000		1	PRE-CONDITIONING ASSEMBLY	iR5075,iR5075N LED1	
36	FF5-2981-000		1	SCRAPER		
37	FF5-2983-000		1	BUSHING		
38	FF5-2986-000		1	SHUTTER, WASTE TONER		
39	FF5-3146-000		1	SUPPORT, BEARING		
40	FF6-1425-000		1	RING, DRUM SIDE		
41	FF5-9891-000		1	PLATE, CONNECTING		
42	FF5-5936-020		1	HOLDER,CLAW		
43	FB6-4303-000		1	LABEL, 'WARNING, HIGH VOLTAGE'		
44	FC7-4396-000		1	COVER, REAR		
45	FG6-5458-020		1	CABLE, AP KIT, 1		
46	FM2-9883-000		1	CABLE, AP KIT, 2		
47	FB6-6571-000		1	SEAL, CR		
48	FS2-2450-000		3	SPRING, TENSION		
49	FS2-9015-020		2	SCREW, STEPPED, M4		
50	FS3-2886-020		1	SPRING, TENSION		
51	FS3-2887-000		1	SPRING, COMPRESSION		
52	FS5-1473-000		1	BUSHING 3, FOAM CR		
53	FS5-1756-000		1	BUSHING		
54	FU7-0526-000		1	GEAR, 20T		
55	FS6-0120-000		1	GEAR, 16T/20T/26T		
56	FU7-0527-000		1	GEAR, 14T		
57	FS6-0122-000		1	GEAR, 18T/40T		
58	FU7-0528-000		1	GEAR, 24T		
59	FC6-3879-000		1	GEAR, 30T		

FIGURE & KEY NO.	PARTS NUMBER	R A N K	Q'TY	DESCRIPTION	SERIAL NUMBER/ REMARKS	S V C
60	FC6-3880-000		1	GEAR, 14T		
61	FS6-0136-000		1	GEAR, 18T		
62	FS6-0137-000		1	GEAR, 23T/39T		
63	FS6-0138-000		1	GEAR, 30T		
64	FS6-0859-000		1	GEAR, 35T/40T		
65	FS6-0860-000		1	GEAR, 47T		
66	FS6-0862-000		1	GEAR, 42T/14T/20T		
67	XG9-0664-000		2	BEARING,BALL, JMK-688ZZNR D4ML		
68	XG9-0346-000		1	SEAL, OIL		
69	FS6-8399-000		1	GREASE TYPE CAUTION LABEL		
70	FB2-6897-000		1	SEAL, SHUTTER		
71	VS1-7177-002		1	CONNECTOR, SNAP TIGHT, BK		
72	XG9-0111-000		2	SEAL, OIL		
73	FB2-6877-000		1	SHEET		
74	FU6-2859-000		1	SPRING, TENSION		
75	VS1-7177-003		1	CONNECTOR, SNAP TIGHT, BK	J192DH	
76	FA9-3995-000		1	BLADE, PLATE		
78	FB2-8182-000		1	SUPPORT, DRUM	SEE NOTE 3	
79	FB2-8321-000		1	STOP, DRUM SUPPORT	SEE NOTE 3	
80	FS6-8993-000		1	LABEL, GREASE INSTRUCTION	SEE NOTE 3KR	
81	XA9-1090-000		1	SCREW,W/WASHER,M5X25	SEE NOTE 3	

FIGURE 720 SEPARATION CLAW DRIVE ASSEMBLY



NOTE : This assembly includes the assemblies shown in Figure 710.
注 : このユニットはFigure 710のユニットに含まれます。

FIGURE & KEY NO.	PARTS NUMBER	R A N K	Q'TY	DESCRIPTION	SERIAL NUMBER/ REMARKS	S V C
Fig.720	FG5-5789-000		1	SEPARATION CLAW DRIVE ASSEMBLY	SEE NOTE	
1	FA3-2471-000		1	BASE PLATE		
2	FA3-2474-000		1	LINK, RIGHT		
3	FA3-2475-000		2	BRACE		
4	FA3-2476-000		1	LINK		
5	FA3-2477-000		1	LEVER, RESET, RIGHT		
6	FA3-2478-000		1	LEVER, RESET, LEFT		
7	FS7-2994-000		2	SPRING, LEAF		
8	FS7-2995-000		1	SPRING, LEAF		
9	FA9-3943-000		1	LEVER, DRIVE		
10	FB2-8299-000		1	RACK		
11	FS2-0088-000		1	GEAR, 20T		
12	FS2-0089-000		2	GEAR, 20T		
13	FS2-0090-000		2	GEAR, 25T		
14	FS2-0091-000		1	GEAR, 60T		
15	FS2-2001-000		1	SPRING, TORSION		
16	FS2-2002-000		2	SPRING		
17	FS2-2058-000		1	SPRING, COMPRESSION		
18	FA3-2473-000		1	LINK, LEFT		

FIGURE 810 FIXING ASSEMBLY

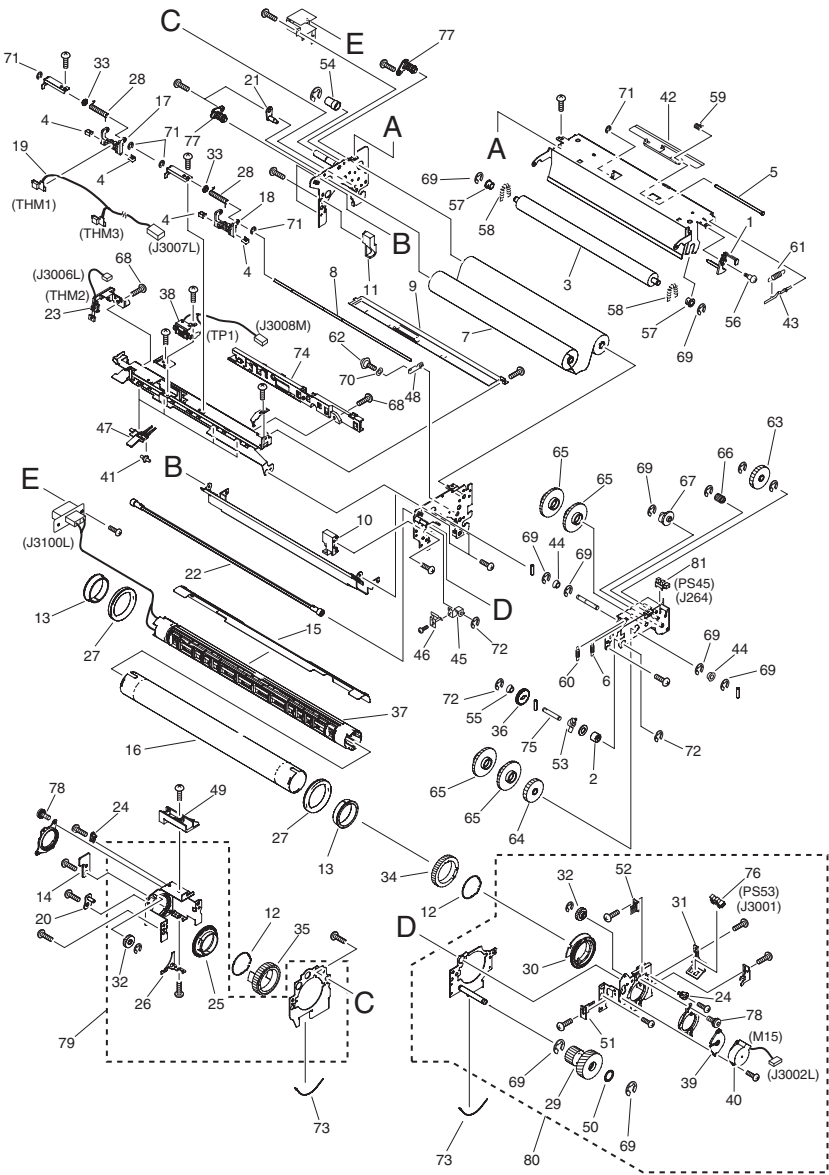


FIGURE & KEY NO.	PARTS NUMBER	RANK	Q'TY	DESCRIPTION	SERIAL NUMBER/REMARKS	SVC
Fig.810	FM2-9733-010		1	FIXING ASSEMBLY		
1	FB2-7222-020		1	LEVER, PAPER SENSOR		
2	FB1-6833-000		1	BUSHING		
3	FA9-3860-000		1	ROLLER, CLEANING		
4	FC7-7800-000		4	SPRING		
5	FA6-3071-020		1	ROD, PLATE MOUNTING		
6	FB2-7238-000		1	SPRING, TENSION		
7	FY1-1157-000		1	CLEANER SUPPLY ROLL		
8	FC6-3497-000		1	SHAFT,THERMISTOR RECIPROCATING		
9	FC6-3498-000		1	TRAY, OIL		
10	FC6-3499-000		1	STOPPER,CLAW,FRONT		
11	FC6-3500-000		1	STOPPER,CLAW,REAR		
12	FC6-3501-020		2	RETAINER,FIXING ROLLER,THRUST		
13	FC6-3856-000		2	BUSHING		
14	FC6-3524-000		1	STOPPER,HOPPER,RIGHT		
15	FC6-3525-000		1	SHUTTER		
16	FC7-4276-010		1	ROLLER, FIXING		
17	FC6-3588-000		1	HOLDER,THERMISTOR INNER,RIGHT		
18	FC6-3592-000		1	HOLDER,MAIN THERMISTOR		
19	FM2-9766-000		1	THERMISTOR ASS'Y	THM1	
20	FL2-3049-000		1	SUPPORT,SHAFT		
21	FL2-3051-000		1	PLATE,ROLL SHAFT,REAR		
22	FL2-3058-000		1	SHAFT, DRIVE		
23	FM2-4161-000		1	THERMISTOR, SUB	THM2	
24	FL2-3056-000		2	MOUNT,GEAR STOPPER SHAFT		
25	FC6-3857-000		1	GEAR, 90T		
26	FC6-3528-000		1	STOPPER,SHUTTER GEAR,REAR		
27	XG9-0563-000		2	BEARING,BALL,6809ZZN S1C4		
28	FU6-2107-000		2	SPRING		
29	FL2-5847-000		1	GEAR, 71T/26T		
30	FC7-4235-000		1	GEAR, 90T		
31	FC6-3839-010		1	MOUNT,SENSOR		

FIGURE & KEY NO.	PARTS NUMBER	R A N K	Q'TY	DESCRIPTION	SERIAL NUMBER/ REMARKS	S V C
32	FU6-0734-000		2	GEAR, 12T/21T		
33	FU5-1468-000		2	BUSHING		
34	FU7-0525-000		1	GEAR, 52T		
35	FU6-0743-000		1	GEAR, 52T		
36	FS6-0134-000		1	GEAR, 44T		
37	FM2-3012-010		1	HOLDER,UNIT		
38	FM2-4214-000		1	THERMOSWITCH	TP1	
39	FC6-3584-000		1	PLATE,MOTOR DAMPER		
40	FK2-0828-000		1	MOTOR, STEPPING, DC	M15	
41	FB1-8776-000		4	ROWEL		
42	FB2-7221-000		1	PLATE, SUPPORT		
43	FB2-7223-030		1	PLATE, LIMIT, LEVER		
44	FS1-1449-000		2	BUSHING, PL		
45	FB2-7260-020		1	PLATE, LIMIT, ARM, 2		
46	FB2-7219-030		1	PLATE, LIMIT, ARM		
47	FC6-3808-000		4	HOLDER, ROLLER		
48	FB5-5521-000		1	HOLDER, SHAFT		
49	FC6-3447-000		1	GUIDE,COIL CORD		
50	FC7-2469-000		1	WASHER		
51	FC6-3744-000		1	ELIMINATOR,STATIC CHARGE		
52	FC6-3745-000		1	ELIMINATOR,STATIC CHARGE		
53	FF6-1428-000		1	ARM, ONE-WAY		
54	FB3-8416-000		1	COLLAR, POSITIONING PIN		
55	FS1-1401-000		1	BUSHING, PL		
56	FS1-9009-020		1	SCREW,STEPPED,M3		
57	FS2-1256-000		2	BUSHING		
58	FS2-2325-000		2	SPRING, TENSION		
59	FS3-2053-000		1	SPRING, TORSION (SUS)		
60	FS5-2939-000		1	SPRING, TENSION		
61	FS5-2940-000		1	SPRING, TENSION		
62	FS5-9162-020		1	SCREW, STEPPED		
63	FS6-0103-000		1	GEAR, 28T		

FIGURE & KEY NO.	PARTS NUMBER	R A N K	Q'TY	DESCRIPTION	SERIAL NUMBER/REMARKS	S V C
64	FS6-0104-000		1	GEAR, 60T		
65	FS6-0105-000		4	GEAR, 22T/60T		
66	FS6-0106-000		1	GEAR, 23T		
67	FS6-0107-000		1	GEAR, 50T		
68	XA9-0249-000		2	SCREW, M4X8		
69	XD9-0137-010		6	RING, E		
70	XD9-0067-000		1	WASHER, FRONT PANEL ARM, S		
71	XD9-0134-000		5	RING, E		
72	XD9-0136-000		6	RING, E		
73	FC6-3673-000		2	RETAINER,BEARING		
74	FC6-3669-000		1	GUIDE,CORD,RIGHT		
75	FB2-7230-000		1	SHAFT, ONE-WAY		
76	WG8-5848-000		1	IC, PHOTO-INTERRUPTER	PS53	
77	FF6-1851-040		2	HOLDER, WEB		
78	FL2-4269-000		4	SCREW,STEPPED M3, GUIDE		
79	FM2-4164-000		1	SHAFT POSITIONING-REAR		
80	FM2-9634-000		1	SHAFT POSITIONING FRONT UNIT		
81	FK2-0149-000		1	PHOTO-INTERRUPTER, TLP1252(C6)	PS45	

FIGURE 900 CONTROLLER BOX ASSEMBLY

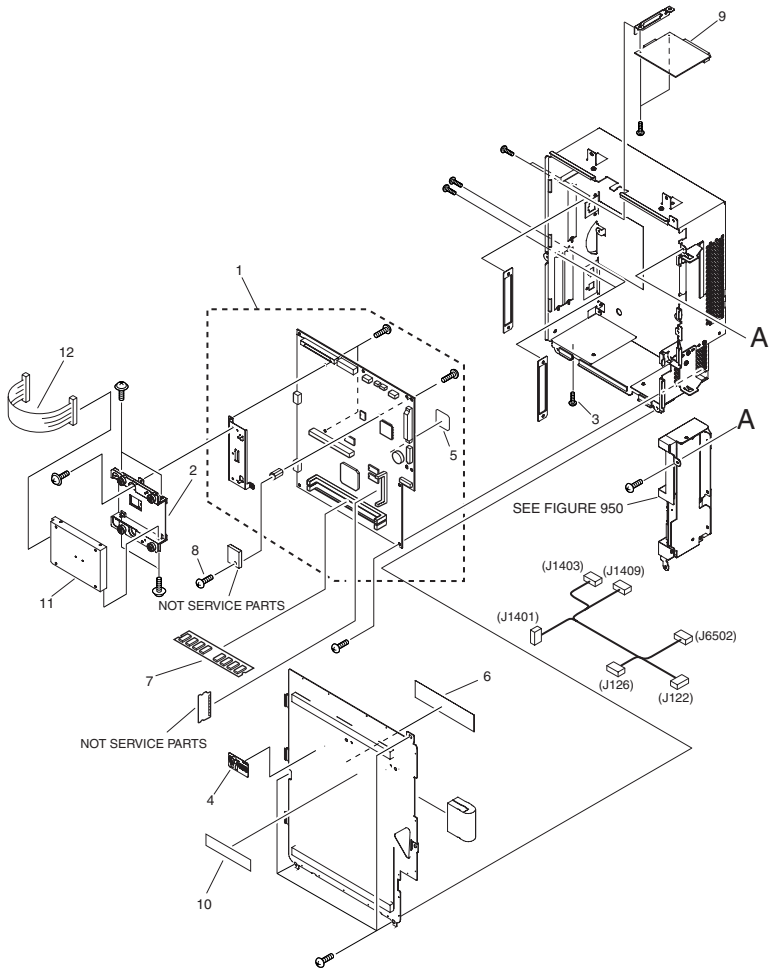
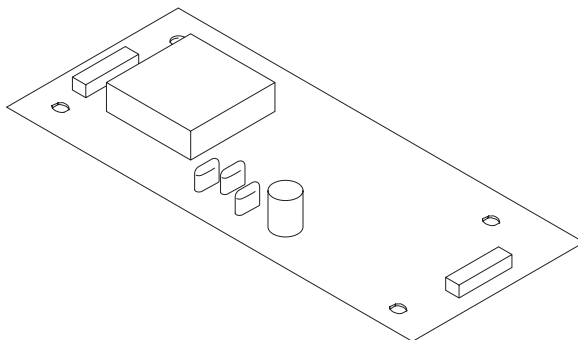


FIGURE & KEY NO.	PARTS NUMBER	R A N K	Q'TY	DESCRIPTION	SERIAL NUMBER/ REMARKS	S V C
Fig.900	NPN		RF	CONTROLLER BOX ASSEMBLY		
1	FM3-0221-010		1	MAIN CONTROLLER PCB ASSEMBLY		
2	FM2-9732-000		1	HARD DISK DRIVE HOLDER UNIT		
3	XA9-1116-030		2	SCREW,M3X5		
4	FS7-8107-000		1	LABEL, HD WARNING		
5	FB4-1494-000		1	SHEET, PROTECTIVE		
6	FS7-8143-020		1	LABEL, COUNTER		
7	FM4-4538-000		1	DIMM ASS'Y		
8	XA9-0465-000		1	SCREW, W/WASHER, M3X4		
9	FM3-0232-000		1	DDIS PCB ASSEMBLY		
10	FS5-8623-000		1	LABEL, WARNING LESER		
11	FK2-7429-000		1	HARD DISK DRIVE, ST940818AM		
12	FK2-3578-000		1	CABLE,FLAT HDD		
IC12	FK2-1633-000		1	IC, T8K25AXBG-5, ASIC		
IC20	FH4-6214-000		1	IC, TC240E4804AF-42,GATE ARRAY		
IC37	FH4-6302-000		1	IC,S1L50552F32L000,ASIC		
IC60	FK2-0668-000		1	IC, MB87S1100, ASIC		
IC80	FH4-6300-000		1	IC, M38871M2-010GP, MCU		
BAT1001	WK1-5148-000		1	BATTERY, LITIUM, CR2477-HE6MY		

FIGURE 925 CONTROL PANEL INVERTER PCB ASSEMBLY



NOTE : This assembly is included in the assembly shown in Figure 130.
注：このユニットはFigure 130のユニットに含まれます。

FIGURE & KEY NO.	PARTS NUMBER	RANK	Q'TY	DESCRIPTION	SERIAL NUMBER/REMARKS	SVC
Fig.925	FG3-2376-000		1	C. PANEL INVERTER PCB ASSEMBLY	SEE NOTE	
T1	FH3-0961-020		1	TRANSFORMER, INVERTER		

FIGURE 930 DC CONTROLLER PCB ASSEMBLY

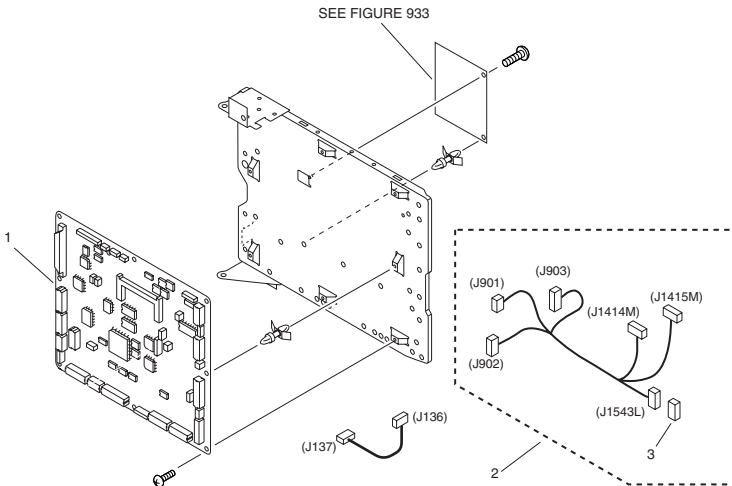


FIGURE & KEY NO.	PARTS NUMBER	RANK	QTY	DESCRIPTION	SERIAL NUMBER/REMARKS	SVC
Fig.930	NPN		RF	DC CONTROLLER PCB ASSEMBLY		
1	FM2-9857-000		1	DC CONTROLLER PCB ASSEMBLY		
2	FM2-3761-000		1	CABLE, SOFT START CONNECT		
3	VS1-7177-003		1	CONNECTOR, SNAP TIGHT, BK		
IC5	FK2-0854-000		1	IC,S1L51254F23Q000,GATE ARRAY		
IC29	FH4-6300-000		1	IC, M38871M2-010GP, MCU		
IC30	FH4-6284-000		3	IC, UPD65882GC-015-8EU-A, ASIC	IC30,IC45,IC46	
IC56	FH4-6104-020		1	IC,S1L51773F21B300,GATE ARRAY		
IC58	FK2-0523-000		1	IC,S1L51254F23Q000,GATE ARRAY		

FIGURE 931 AC DRIVER PCB ASSEMBLY

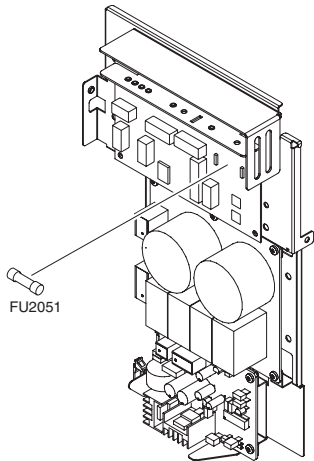


FIGURE & KEY NO.	PARTS NUMBER	RANK	Q'TY	DESCRIPTION	SERIAL NUMBER/REMARKS	SVC
Fig.931	FM2-9639-000		1	AC DRIVER PCB ASSEMBLY	100V	
Fig.931	FM2-9676-000		1	AC DRIVER PCB ASSEMBLY	120V	
Fig.931	FM2-9680-000		1	AC DRIVER PCB ASSEMBLY	230V	
FU2051	VD7-2944-001		1	FUSE, 4A, 125V	100V,120V	
FU2051	VD7-2894-001		1	FUSE, 4A, 250V	230V	

FIGURE 933 ANTI-RUSH CURRENT PCB ASSEMBLY

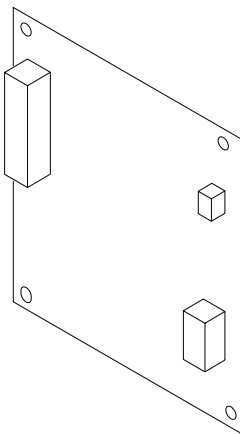


FIGURE & KEY NO.	PARTS NUMBER	RANK	Q'TY	DESCRIPTION	SERIAL NUMBER/REMARKS	SVC
Fig.933	FG6-4978-030		1	ANTI-RUSH CURRENT PCB ASSEMBLY		

FIGURE 934 ADF CONTROLLER PCB ASSEMBLY

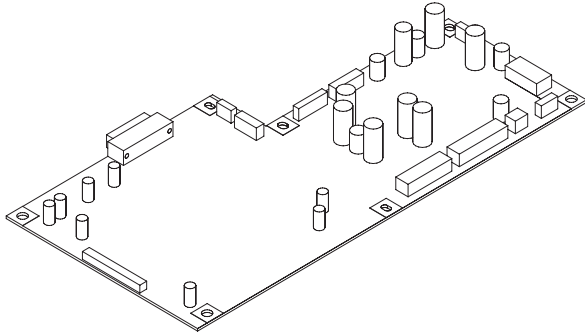


FIGURE & KEY NO.	PARTS NUMBER	RANK	Q'TY	DESCRIPTION	SERIAL NUMBER/REMARKS	SVC
Fig.934	FM3-0370-010		1	ADF CONTROLLER PCB ASSEMBLY		
CP670	FH9-0186-000		1	PIN, CHECK		
IC501	FK2-1260-000		1	IC, MB87M4900,ASIC		
IC801	FK2-3460-000		1	IC, MB87L8660,ASIC		

FIGURE 935 READER CONTROLLER PCB ASSEMBLY

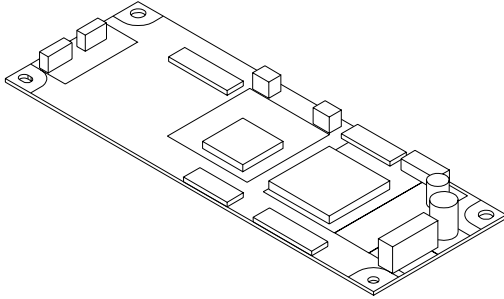


FIGURE & KEY NO.	PARTS NUMBER	RANK	QTY	DESCRIPTION	SERIAL NUMBER/REMARKS	SVC
Fig.935	FM3-0470-000		1	READER CONTROLLER PCB ASSEMBLY		
IC7	FK2-1260-000		1	IC, MB87M4900,ASIC		
IC8	FK2-0240-000		1	IC, HD6432323A01F, MCU		

FIGURE 940 IH POWER/POTENTIAL SENSOR PCB ASSEMBLY

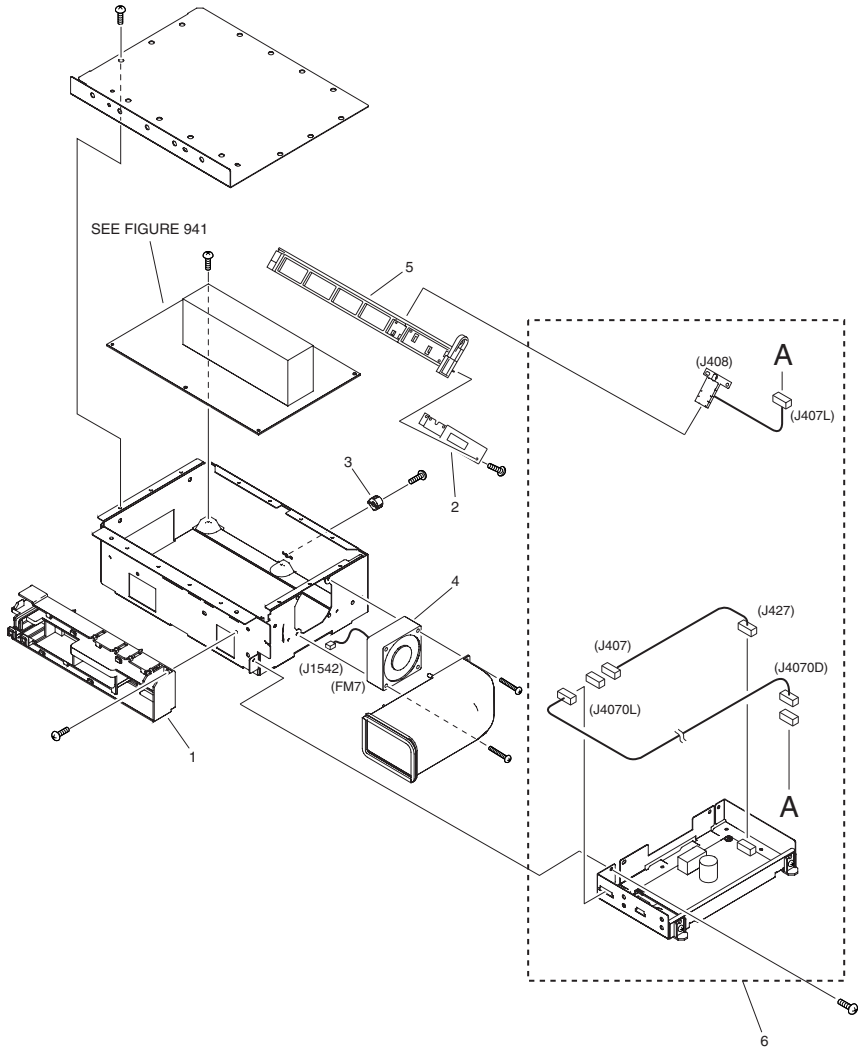
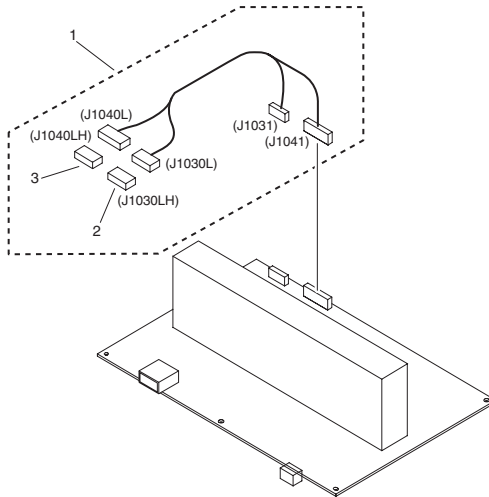


FIGURE & KEY NO.	PARTS NUMBER	RANK	Q'TY	DESCRIPTION	SERIAL NUMBER/REMARKS	SVC
Fig.940	NPN		1	IH POW./POT. SENSOR PCB ASS'Y		
1	FC6-3448-000		1	GUIDE_IH INPUT CABLE		
2	FB2-6921-040		1	MOUNT, SENSOR		
3	FC6-3662-000		1	PIN_POSITIONING		
4	FK2-0795-000		1	MOTOR, FAN	FM7	
5	FB5-3476-000		1	MOUNT, POTENTIAL SENSOR		
6	FM2-3040-000		1	POTENTIAL SENSOR PCB ASSEMBLY		

FIGURE 941 FIXING HEATER PS PCB ASSEMBLY



NOTE : This assembly does not include the parts shown with key No. 1, 2 and 3.
 注：このユニットにKey No.1,2,3 の部品は含まれません。

FIGURE & KEY NO.	PARTS NUMBER	R A N K	Q'TY	DESCRIPTION	SERIAL NUMBER/REMARKS	S V C
Fig.941	FM2-3647-000		1	FIXING HEATER PS PCB ASSEMBLY	100V	
Fig.941	FM2-3648-000		1	FIXING HEATER PS PCB ASSEMBLY	120V	
Fig.941	FM2-3649-000		1	FIXING HEATER PS PCB ASSEMBLY	230V	
1	FM2-3775-000		1	CABLE, IH CONNECTING	SEE NOTE	
2	VS1-7173-008		1	CONNECTOR, SNAP TIGHT, 8P, W	SEE NOTE	
3	VS1-7173-016		1	CONNECTOR, SNAP TIGHT, 16P, W	SEE NOTE	
L103	FH3-0936-000		1	INDUCTOR	100V,120V	
T101	FK2-0680-000		1	TRANSFORMER		
T102	FH3-0636-000		1	TRANSFORMER (220/240V), 0.3VA		
T103	FK2-0681-000		1	TRANSFORMER	100V,120V	

FIGURE 942 MEMORY PCB ASSEMBLY

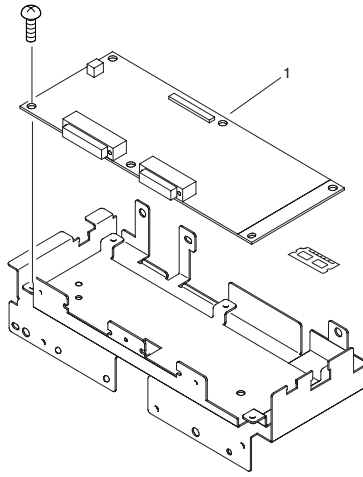


FIGURE & KEY NO.	PARTS NUMBER	RANK	QTY	DESCRIPTION	SERIAL NUMBER/REMARKS	SVC
Fig.942	NPN		RF	MEMORY PCB ASSEMBLY		
1	FM3-4436-000		1	MEMORY PCB ASSEMBLY		
IC1	FK2-2505-000		1	IC, UPD800806F1-011-MN3-A		

FIGURE 943 INTERFACE PCB ASSEMBLY

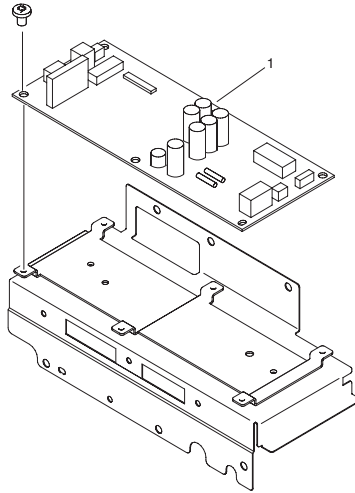


FIGURE & KEY NO.	PARTS NUMBER	RANK	Q'TY	DESCRIPTION	SERIAL NUMBER/REMARKS	SVC
Fig.943	NPN		RF	INTERFACE PCB ASSEMBLY		
1	FM3-0471-000		1	INTERFACE PCB ASSEMBLY		
IC6	FK2-0248-000		1	IC, SLA7044MCRP, MOTOR DRIVER		

FIGURE 950
IMAGE CONVERSION PCB ASSEMBLY

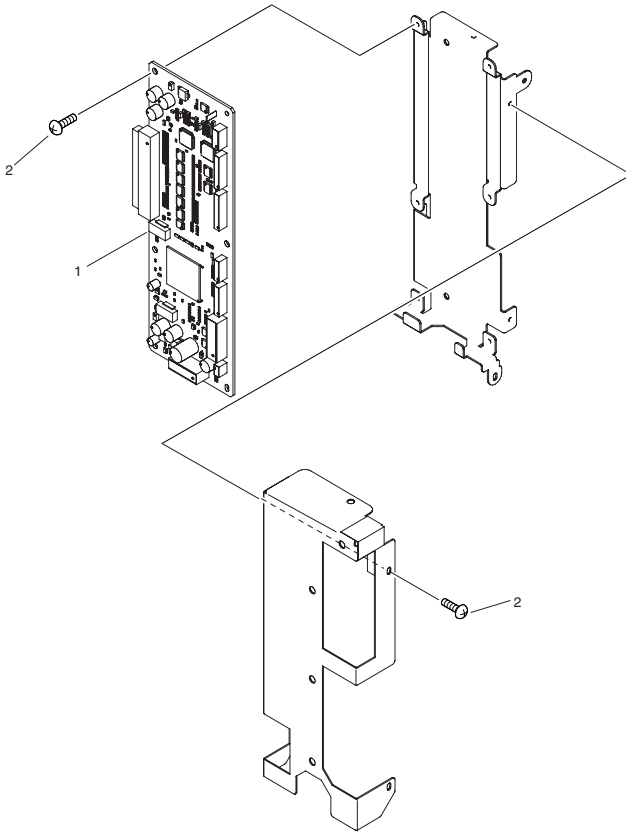


FIGURE & KEY NO.	PARTS NUMBER	RANK	Q'TY	DESCRIPTION	SERIAL NUMBER/REMARKS	SVC
Fig.950	NPN		RF	IMAGE CONVERSION PCB ASSEMBLY		
1	FM2-9868-000		1	IMAGE CONVERSION PCB ASSEMBLY		
2	XA9-1116-030		AR	SCREW, M3X5		
CP1042	FH9-0186-000		1	PIN, CHECK		
IC20	FK2-0104-000		2	IC, PM1100G, PWM		
IC27	FK2-2046-000		1	IC, MB87Q1282PB-GE1,		

FIGURE 960 MOTOR DRIVER PCB ASSEMBLY

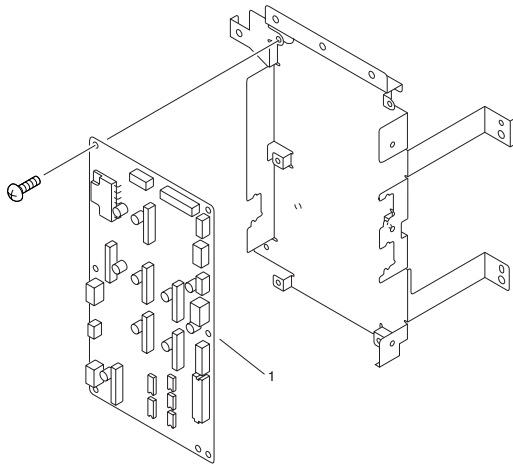
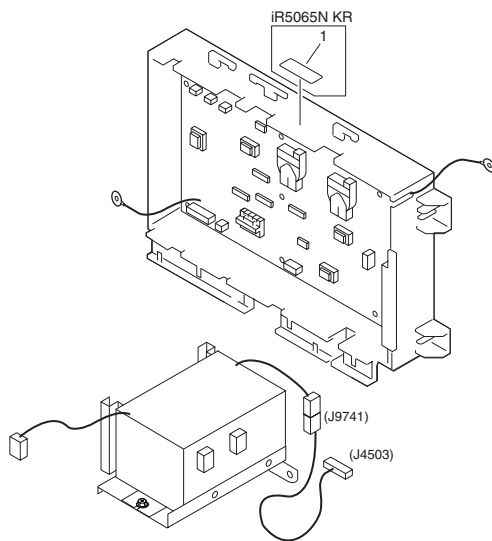


FIGURE & KEY NO.	PARTS NUMBER	RANK	QTY	DESCRIPTION	SERIAL NUMBER/REMARKS	SVC
Fig.960	NPN		RF	MOTOR DRIVER PCB ASSEMBLY		
1	FM2-9895-000		1	MOTOR DRIVER PCB ASSEMBLY		

FIGURE 980 H.V. TRANSFORMER PCB ASSEMBLY(iR5055/5055N/ 5065/5065N)

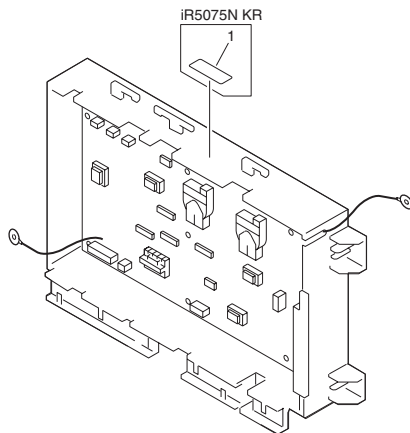


NOTE : This assembly does not include the parts shown with key No. 1.

注 : このユニットにKey No.1 の部品は含まれません。

FIGURE & KEY NO.	PARTS NUMBER	R A N K	Q'TY	DESCRIPTION	SERIAL NUMBER/ REMARKS	S V C
Fig.980	FM2-9682-000		1	H. V. TRANSFORMER PCB ASSEMBLY	iR5055,iR5055N,iR5065,iR5065N	
1	FB6-4303-000		1	LABEL, 'WARNING, HIGH VOLTAGE'	SEE NOTEiR5065N KR	
Q4515	FK2-0626-000		2	TRANSISTOR, 2SC4913-05-E	Q4515,Q4529	
T4502	FH3-0515-000		1	TRANSFORMER		
T4503	RH3-5016-000		3	TRANSFORMER, 500VA UNDER	T4503,T4504,T4508	
T4505	FH3-0577-000		1	RFT		
T4506	FH3-0766-010		1	TRANSFORMER 12.6VA		
T4507	FH3-0767-000		1	TRANSFORMER 0.8VA		
IC4506	FK2-1593-000		1	IC M68662-03,HYBRID		
IC4508	FK2-0625-000		1	IC M8D3134A, HYBRID		

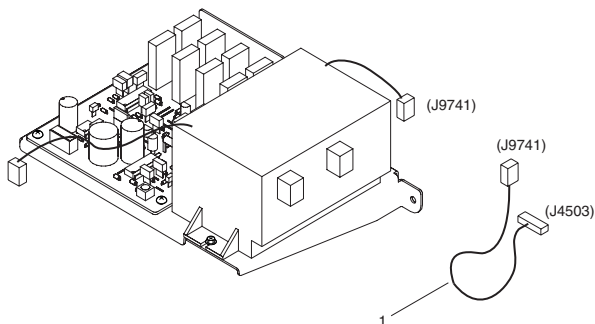
FIGURE 981 DC H.V. TRANSFORMER PCB ASSEMBLY(iR5075/ 5075N)



NOTE : This assembly does not include the parts shown with key No. 1.
注 : このユニットにKey No.1 の部品は含まれません。

FIGURE & KEY NO.	PARTS NUMBER	RANK	Q'TY	DESCRIPTION	SERIAL NUMBER/REMARKS	SVC
Fig.981	FM2-9671-000		1	DC H. V. TRANSFORMER PCB ASS'Y	iR5075,iR5075N	
1	FB6-4303-000		1	LABEL, 'WARNING, HIGH VOLTAGE'	SEE NOTEiR5075N KR	
Q4515	FK2-0626-000		2	TRANSISTOR, 2SC4913-05-E	Q4515,Q4529	
T4503	RH3-5016-000		3	TRANSFORMER, 500VA UNDER	T4503,T4504,T4508	
T4505	FH3-0577-000		1	RFT		
T4506	FH3-0766-010		1	TRANSFORMER 12.6VA		
T4507	FH3-0767-000		1	TRANSFORMER 0.8VA		
IC4506	FK2-1593-000		1	IC M68662-03,HYBRID		
IC4508	FK2-0625-000		1	IC M8D3134A, HYBRID		

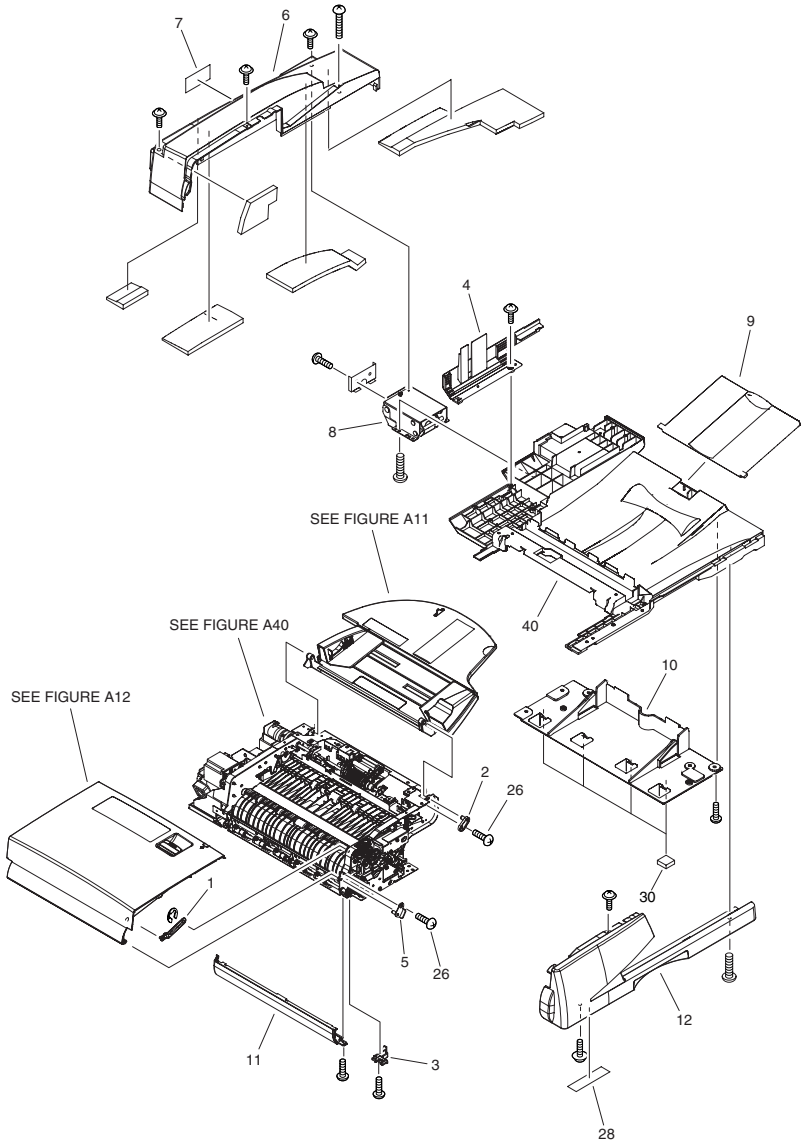
FIGURE 982 AC H.V. TRANSFORMER PCB ASSEMBLY(iR5075/ 5075N)



NOTE : This assembly does not include the parts shown with key No. 1.
注 : このユニットにKey No.1の部品は含まれません。

FIGURE & KEY NO.	PARTS NUMBER	R A N K	Q'TY	DESCRIPTION	SERIAL NUMBER/ REMARKS	S V C
Fig.982	FM2-9642-000		1	AC H. V. TRANSFORMER PCB ASS'Y	iR5075,iR5075N	
1	FM2-9894-000		1	CABLE, HIGH VOLTAGE CONNECTING	SEE NOTE	
T1	FK2-4566-000		1	TRANSFORMER, 41,4VA		

FIGURE A10 ADF ASSEMBLY



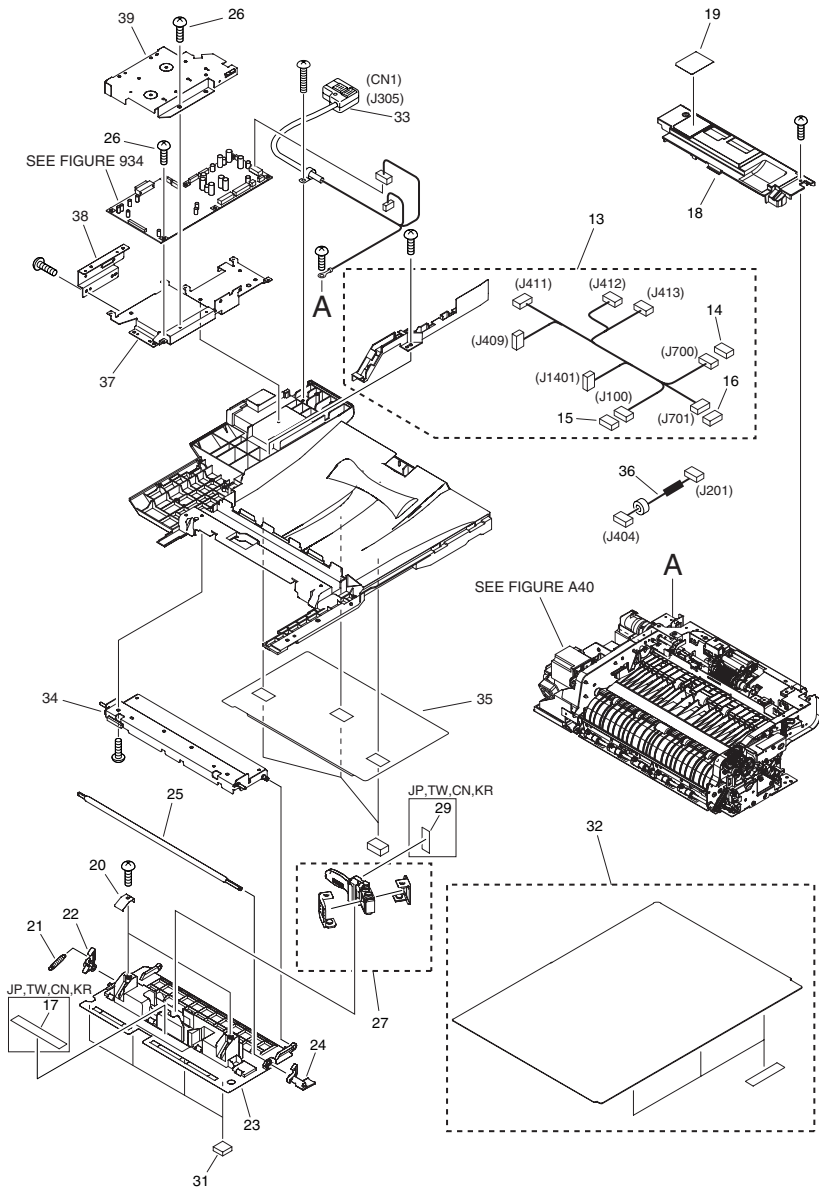


FIGURE & KEY NO.	PARTS NUMBER	R A N K	Q'TY	DESCRIPTION	SERIAL NUMBER/ REMARKS	S V C
Fig.A10	NPN		RF	ADF ASSEMBLY		
1	FC5-3015-010		1	ARM, OPEN/CLOSE PANEL STOPPER		
2	FC5-3102-000		1	PIN, POSITIONING		
3	FC5-3214-000		1	BLOCK, HEIGHT ADJUSTER		
4	FC7-2776-000		1	COVER, FRAME, BASE, B		
5	FL2-0725-000		1	PLATE, OPEN/CLOSE SHAFT		
6	FL2-4597-000		1	COVER, REAR		
7	FC5-4400-000		1	LABEL, HINGE CAUTION		
8	FC7-0281-000		1	HINGE, RIGHT		
9	FC7-3159-000		1	TRAY, DISCHARGE		
10	FC7-3161-000		1	COVER, FRAME, BASE, A		
11	FL2-4585-000		1	COVER, SIDE		
12	FL2-6629-000		1	COVER, FRONT		
13	FM3-2035-000		1	MAIN CABLE UNIT		
14	VS1-7164-024		1	CONNECTOR, SNAP TIGHT, 24P, W		
15	VS1-7173-006		1	CONNECTOR, SNAP TIGHT, 6P, W		
16	VS1-7173-016		1	CONNECTOR, SNAP TIGHT, 16P, W		
17	FC7-5464-000		1	LABEL, STOCK POSITION	100V	
17	FC7-5972-000		1	LABEL, STOCK POSITION	120V TW	
17	FC7-5966-000		1	LABEL, STOCK POSITION	230V CN	
17	FC7-5969-000		1	LABEL, STOCK POSITION	230V KR	
18	FL2-5997-000		1	COVER, SEPARATION		
19	FC7-4882-000		1	LABEL, JAM		
20	FC7-3156-000		2	SPRING, LEAF		
21	FU5-2235-020		1	SPRING, TENSION		
22	FC5-2957-000		1	LEVER, LATCH		
23	FC7-3153-000		1	PLATE, SUPPORT		
24	FC7-3154-000		1	RATCHET		
25	FC7-3155-000		1	SHAFT, RATCHET		
26	XA9-1031-000		6	SCREW, MACH. TRUSS HEAD, M4X6		
27	FM2-9952-000		1	GLASS CLEANER UNIT		
28	FC7-5461-000		1	LABEL, CLEANING PROCESS	100V	

FIGURE & KEY NO.	PARTS NUMBER	RANK	Q'TY	DESCRIPTION	SERIAL NUMBER/REMARKS	SVC
28	FC7-5970-000		1	LABEL, CLEANING PROCEDURE (TW)	120V TW	
28	FC7-5462-000		1	LABEL, CLEANING PROCEDURE	120V UL230V EXCEPT CN,KR	
28	FC7-5964-000		1	LABEL, CLEANING PROCEDURE	230V CN	
28	FC7-5967-000		1	LABEL, CLEANING PROCEDURE	230V KR	
29	FC7-5463-000		1	LABEL, CLEANING TOOLS	100V	
29	FC7-5971-000		1	LABEL, CLEANING TOOL (TW)	120V TW	
29	FC7-5965-000		1	LABEL, CLEANING TOOLS	230V CN	
29	FC7-5968-000		1	LABEL, CLEANING TOOLS	230V KR	
30	FC7-9879-000		4	SPONGE ,SHEET, WHITE C		
31	FC7-3163-000		4	SPONGE, SHEET, WHITE A		
32	FL2-4596-010		1	SHEET, WHITE		
33	FM3-0378-000		1	CABLE, INTERFACE		
34	FL2-6631-000		1	SUPPORT, SHEET, WHITE, A		
35	FC8-2946-000		1	SHEET,BASE FRAME		
36	FM3-0391-000		1	CABLE UNIT		
37	FC7-0291-000		1	PLATE,MOUNT,A		
38	FC7-0292-000		1	PLATE,MOUNT,B		
39	FC7-4177-000		1	PLATE,COVER		
40	FC7-2769-000		1	FRAME,BASE		

FIGURE A11 DOCUMENT TRAY ASSEMBLY

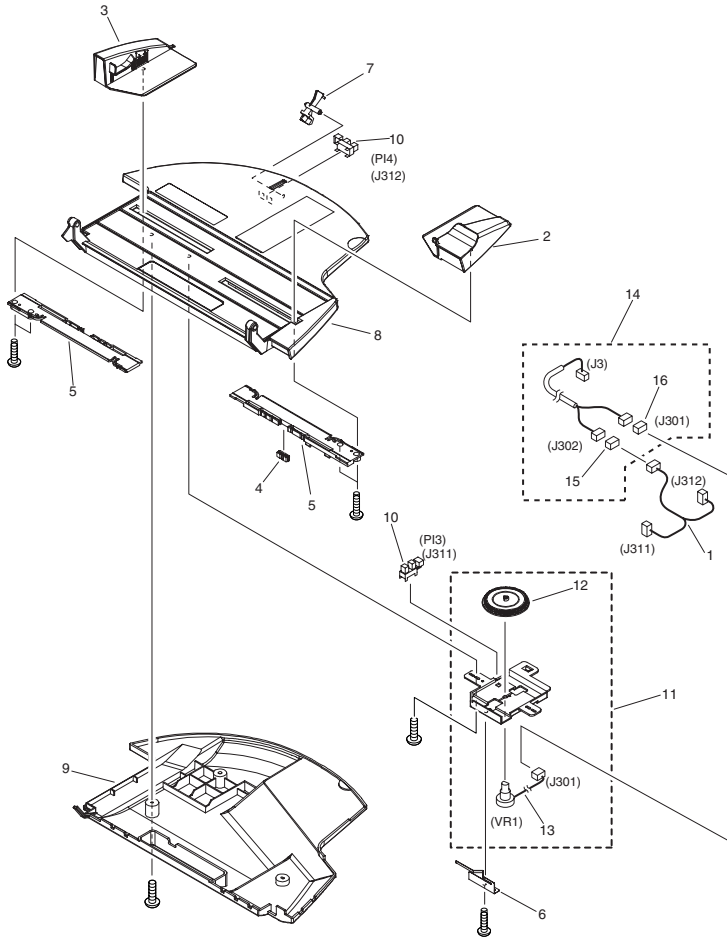


FIGURE & KEY NO.	PARTS NUMBER	R A N K	Q'TY	DESCRIPTION	SERIAL NUMBER/ REMARKS	S V C
Fig.A11	FM2-0679-000		1	DOCUMENT TRAY ASSEMBLY		
1	FM2-1031-000		1	CABLE, DOCUMENT TRAY CONNECT		
2	FC5-3106-000		1	GUIDE, DOCUMENT SIDE, FRONT		
3	FL2-1304-000		1	GUIDE, DOCUMENT SIDE, REAR		
4	FC5-3108-000		1	RACK		
5	FC5-3111-000		2	RACK, DOCUMENT SIDE GUIDE		
6	FC5-3113-000		1	SPRING, LEAF		
7	FC5-3137-000		1	FLAG, DOCUMENT LENGTH SENSOR		
8	FL2-0735-000		1	TRAY, DOCUMENT, UPPER		
9	FL2-0736-000		1	TRAY, DOCUMENT, LOWER		
10	WG8-5593-000		2	PHOTO INTERRUPTER TLP1242	PI3,PI4	
11	FM2-0696-000		1	VOLUME HOLDER ASSEMBLY		
12	FU5-0342-000		1	GEAR, 68T		
13	FM2-1024-000		1	VARIABLE RESISTOR UNIT	VR1	
14	FM2-1030-000		1	CABLE, DOCUMENT TRAY		
15	VS1-7177-006		1	CONNECTOR, SNAP TIGHT, BK		
16	VS1-7177-003		1	CONNECTOR, SNAP TIGHT, BK		

FIGURE A12 OPEN/CLOSE PANEL ASSEMBLY

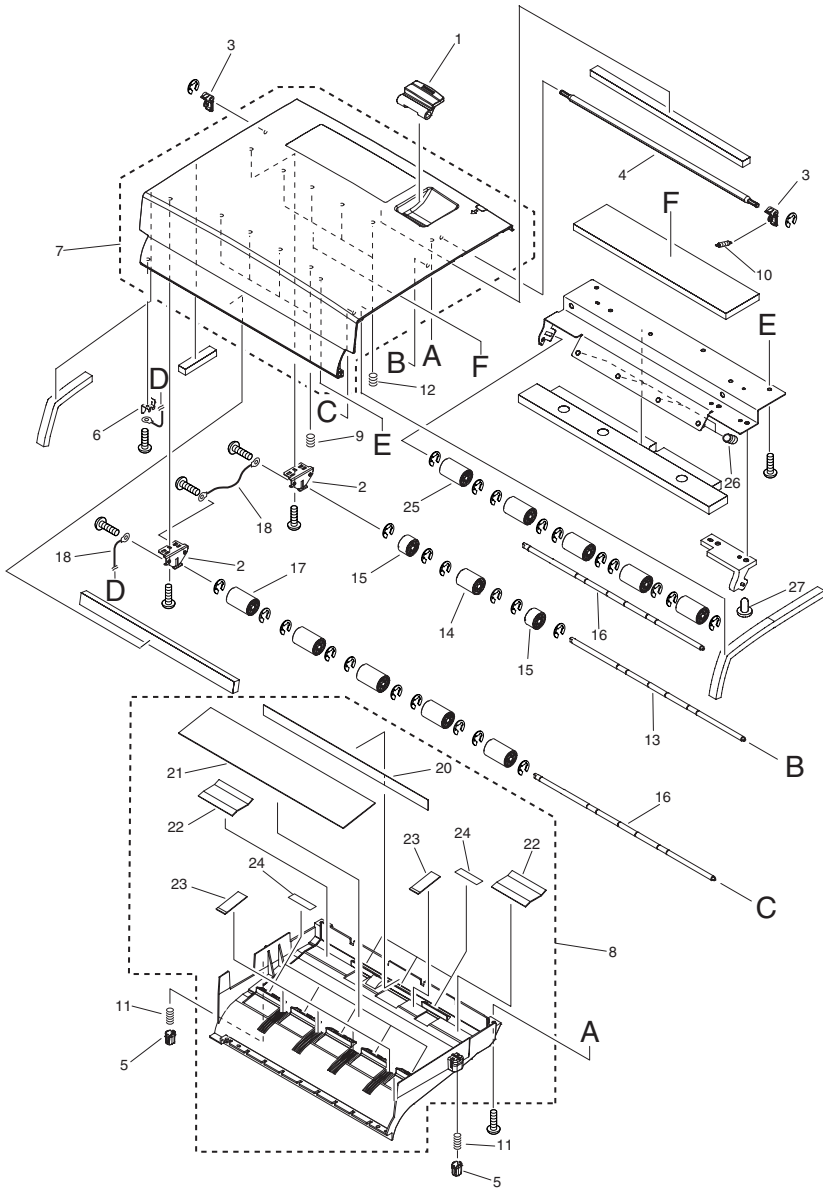
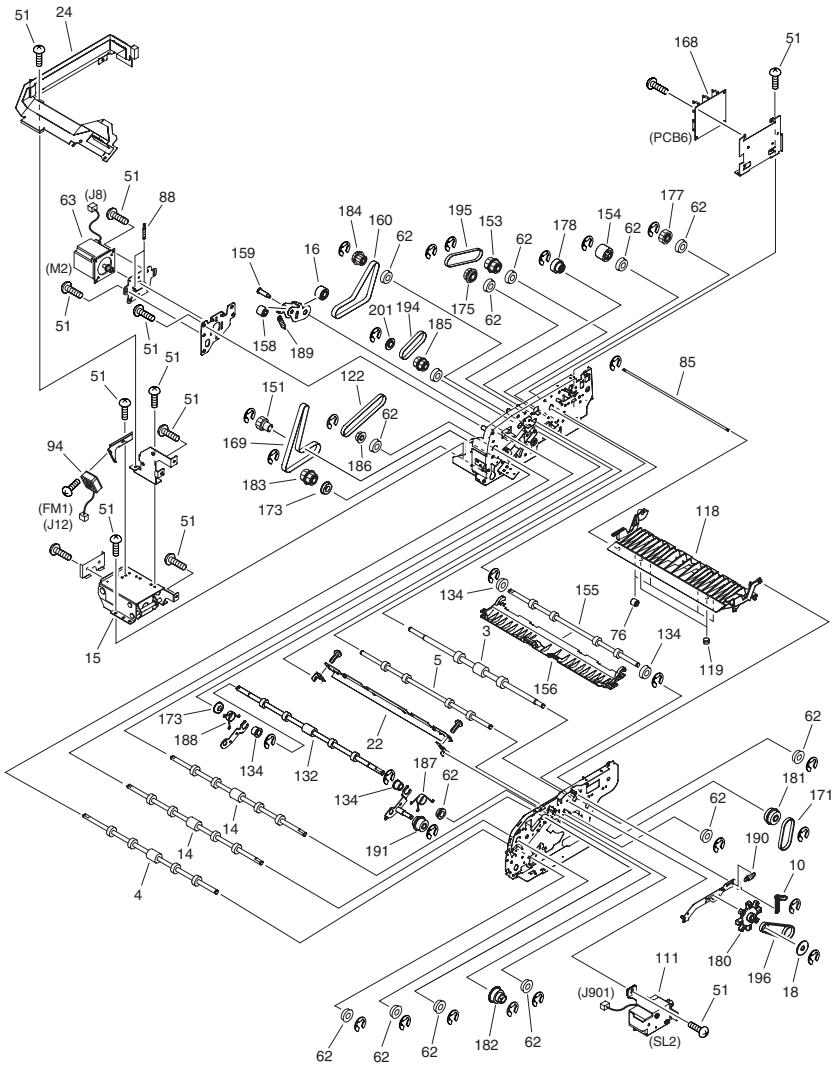


FIGURE & KEY NO.	PARTS NUMBER	R A N K	Q'TY	DESCRIPTION	SERIAL NUMBER/ REMARKS	S V C
Fig.A12	FM2-5798-000		1	OPEN/CLOSE PANEL ASSEMBLY		
1	FC5-2953-000		1	LEVER, OPEN/CLOSE		
2	FC5-2956-000		2	PLATE, REGISTRATION ADJUSTMENT		
3	FC5-2957-000		2	LEVER, LATCH		
4	FC5-2958-000		1	SHAFT, LATCH		
5	FC5-2963-000		2	RETAINER, OPEN/CLOSE GUIDE		
6	FC7-3146-000		1	SPRING, LEAF		
7	FL2-4587-010		1	COVER, OPEN/CLOSE		
8	FL2-4588-000		1	GUIDE, OPEN/CLOSE		
9	FU5-2234-000		4	SPRING, COMPRESSION		
10	FU6-2900-000		1	SPRING, TENSION		
11	FU5-2236-000		2	SPRING, COMPRESSION		
12	FU5-2250-000		4	SPRING, COMPRESSION		
13	FC5-3025-020		1	SHAFT, REGISTRATION ROLLER, 1		
14	FU5-6075-000		1	ROLLER, REGISTRATION, 1		
15	FU5-6079-000		2	ROLLER, REGISTRATION, 2		
16	FC5-2962-020		2	SHAFT, REGISTRATION ROLLER, 2		
17	FU5-6074-000		5	ROLLER, REGISTRATION, 3		
18	FM2-1035-000		3	WIRE, GROUNDING		
20	FC5-2959-000		1	SHEET, CLEANING		
21	FC5-2960-000		1	SHEET, CLEANING		
22	FC5-3016-000		2	SHEET, CLEANING		
23	FC5-3017-000		4	SHEET, CLEANING		
24	FC5-2954-000		8	SCRAPER		
25	FC7-4188-000		5	ROLLER, REGISTRATION		
26	FU6-2899-000		4	SPRING, COMPRESSION		
27	XA9-1031-000		2	SCREW, MACH. TRUSS HEAD, M4X6		



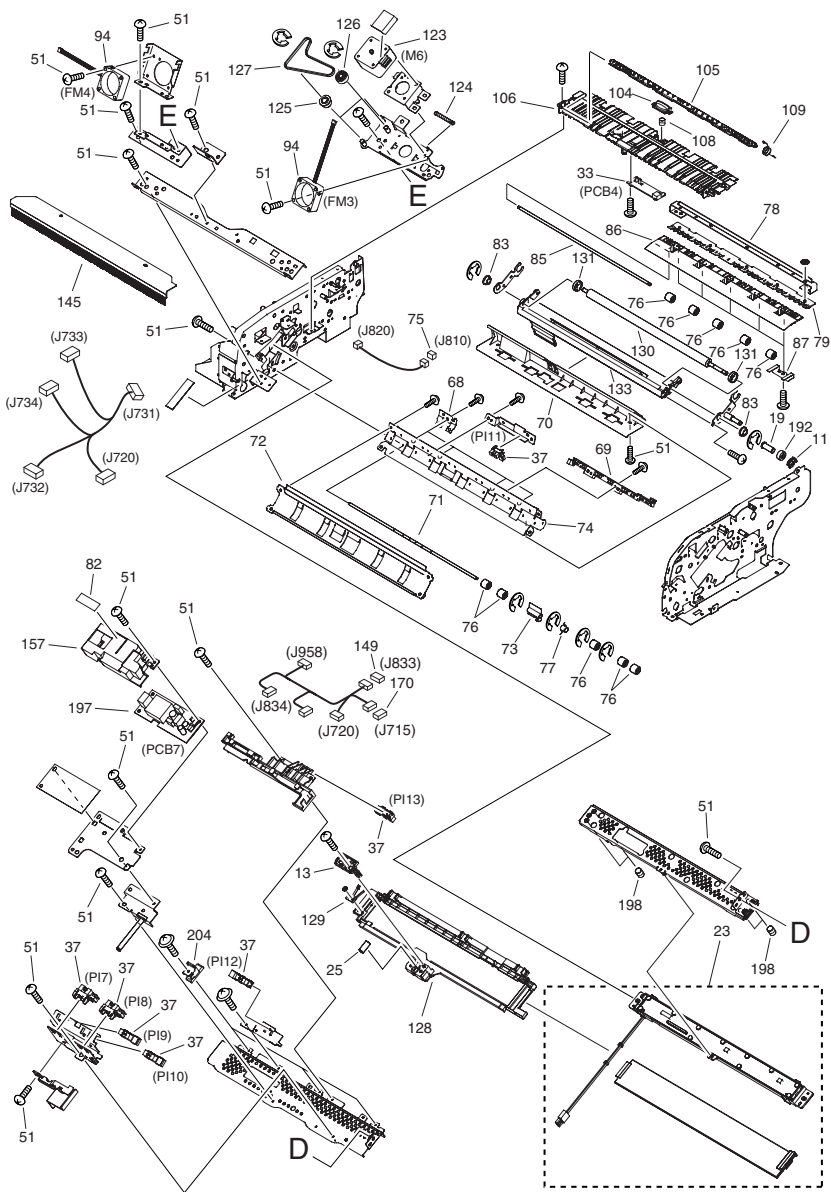


FIGURE & KEY NO.	PARTS NUMBER	R A N K	Q'TY	DESCRIPTION	SERIAL NUMBER/ REMARKS	S V C
Fig.A40	NPN		RF	ADF PAPER FEEDER ASSEMBLY		
1	FC5-2991-000		1	ARM, RELEASE		
2	FC5-2992-000		1	ARM, RELEASE		
3	FC5-2994-000		1	ROLLER, REGISTRATION, 1		
4	FC5-2998-020		1	ROLLER, PAPER READ		
5	FC5-3010-000		1	ROLLER, PAPER FEEDER		
6	FC5-3144-000		1	LEVER, LOCK		
7	FC5-3145-000		1	LEVER, LOCK		
8	FC5-3146-000		1	LEVER, LOCK		
9	FC5-3148-000		1	SPRING, TORSION		
10	FC5-3154-000		1	LINK, PRESSURE RELEASE		
11	FC5-4424-000		8	CLIP		
12	FC5-4425-000		5	CLIP		
13	FC7-0260-000		1	CLAMP, BELT		
14	FC9-3656-000		2	ROLLER, REGISTRATION, 2		
15	FC7-0280-000		1	HINGE, LEFT		
16	FC7-0284-000		1	PULLEY		
17	FL2-4580-000		1	COVER, FRAME, BASE		
18	FC7-4185-000		1	STOPPER		
19	FC7-4193-000		1	ROLLER, FIXING		
20	FL2-0731-000		1	GUIDE, REGISTRATION		
21	FL2-0732-000		1	GUIDE, SEPARATION LOWER		
22	FL2-5991-000		1	GUIDE, REVERSE		
23	FM3-2040-000		1	CONTACT IMAGE SENSOR UNIT		
24	FL2-4595-000		1	CABLE, FLAT		
25	FU5-6687-000		1	BUSHING		
26	FC5-3152-000		1	BLOCK, PRESSURE RELEASE		
27	FL2-0748-000		1	HOLDER, SEPARATION PAD, 2		
28	FL2-0749-000		1	HOLDER, SEPARATION PAD, 1		
29	FL2-1302-000		1	HOLDER, SEPARATION PAD, 3		
30	FU5-2245-000		1	SPRING, COMPRESSION		
31	FU5-2251-000		1	SPRING, COMPRESSION		

FIGURE & KEY NO.	PARTS NUMBER	RANK	Q'TY	DESCRIPTION	SERIAL NUMBER/REMARKS	SVC
32	FM2-1023-000		1	LED PCB UNIT	PCB5	
33	FM2-1022-000		3	SENSOR PCB UNIT	PCB2,PCB3,PCB4	
34	FC5-3128-000		1	FLAG, EMPTY SENSOR		
35	FC5-3129-000		1	HOLDER, SENSOR		
36	FC5-3130-000		1	SPRING, TORSION		
37	WG8-5593-000		11	PHOTO INTERRUPTER TLP1242	PI1,PI2,PI5,PI6,PI7,PI8,PI9,PI10,PI11,PI12,PI13	
38	FM2-1027-000		1	CABLE, PAPER PICK-UP		
39	FC5-3163-000		1	JOINT		
40	FK2-0204-000		1	MOTOR, STEPPING, DC	M1	
41	FC5-3165-000		1	JOINT		
42	FC5-3166-000		1	LEVER, SHUTTER		
43	FC5-3167-000		1	SPRING, CLUTCH		
44	FC5-3168-000		1	SPRING, CLUTCH		
45	FC5-3169-000		1	SHAFT, CLUTCH		
46	FC5-3170-000		1	BUSHING		
47	FK2-0209-000		1	CLUTCH, ELECTROMAGNETIC	CL1	
48	FU5-0345-000		1	GEAR, 40T		
49	FS2-1052-000		9	BUSHING, CU		
50	FU5-0344-000		1	PULLEY, 60T/GEAR, 60T		
51	XA9-1031-000		AR	SCREW, MACH. TRUSS HEAD, M4X6		
52	XF2-1608-560		1	BELT, TIMING		
53	FC3-0722-000		1	ROLLER, PICK-UP		
54	FC5-3114-000		1	SHAFT, SEPARATION ROLLER		
55	FC5-3115-000		1	ROLLER, SEPARATION		
56	FC5-3116-000		1	SHAFT, PICK-UP ARM		
57	FC5-3118-000		1	ARM, PICK-UP, FRONT		
58	FC5-3119-000		2	BUSHING		
59	FC5-3120-000		2	SPRING, CLUTCH		
60	FC5-3121-000		1	ARM, PICK-UP, REAR		
61	FC5-3124-020		2	SHAFT, PAPER PICK-UP WEIGHT		
62	FA9-2112-000		13	BUSHING, PL		

FIGURE & KEY NO.	PARTS NUMBER	RANK	Q'TY	DESCRIPTION	SERIAL NUMBER/REMARKS	SVC
63	FK2-0205-000		1	MOTOR, STEPPING, DC	M2	
64	FL2-1299-000		1	GUIDE, PAPER PICK-UP		
65	FU5-0343-000		2	PULLEY, 18T		
66	FU5-2244-000		1	SPRING, COMPRESSION		
67	XF2-1606-140		1	BELT, TIMING		
68	FC7-2753-000		4	SPRING, READ ROLLER 2 LEAF		
69	FC7-3164-000		1	GUIDE, CABLE		
70	FC7-4176-000		1	COVER, READ ROLL		
71	FC7-4180-000		1	SHAFT, LEAD 2 ROLLER		
72	FL2-4593-000		1	GUIDE, FEEDER, READ2		
73	FL2-5981-000		1	FLAG, LEAD 2 SENSOR		
74	FL2-5995-000		1	GUIDE, PAPER FEEDER		
75	VS1-7173-003		1	CONNECTOR, SNAP TIGHT, 3P, W		
76	FU5-6073-000		14	ROLLER, FEED		
77	FU6-2744-000		1	SPRING, TORSION		
78	FC7-2755-000		1	GUIDE, FEEDER, READ3		
79	FC7-4883-000		1	GUIDE, SCOOP		
80	FM2-5825-000		1	PAPER DELIVERY ROLLER ASSEMBLY		
81	FC5-2988-000		5	RETAINER, ROLLER		
82	FB6-4303-000		1	LABEL, 'WARNING, HIGH VOLTAGE'		
83	FS1-1569-000		3	BUSHING		
84	FU5-6077-000		4	ROLLER, PAPER DELIVERY		
85	FC5-3009-020		2	SHAFT, PAPER FEEDER ROLLER		
86	FC7-0277-000		1	GUIDE, PAPER FEEDER		
87	FC7-0278-000		5	SPRING, READ ROLLER, 3		
88	FU5-2237-000		2	SPRING, TENSION		
89	FC5-2997-020		1	ROLLER, PAPER READ		
90	FC5-3000-020		1	ROLLER, PLATEN		
91	FC5-3004-000		1	GUIDE, PLATEN, 2		
92	FC5-3006-020		1	SHAFT, PLATEN ROLLER, 1		
93	FC5-3007-020		1	SHAFT, PLATEN ROLLER, 2		
94	FH6-1742-020		4	FAN, COOLING		

FIGURE & KEY NO.	PARTS NUMBER	RANK	Q'TY	DESCRIPTION	SERIAL NUMBER/REMARKS	SVC
95	FL2-0753-000		1	GUIDE, PLATEN, 1		
96	FL2-0754-000		1	ARM, SWING BUSHING, FRONT		
97	FL2-1298-000		1	ARM, SWING BUSHING, REAR		
98	FK2-3714-000		1	MOTOR, STEPPING, DC	M3	
99	FU5-0341-000		1	PULLEY, 18T		
100	FU5-6078-000		8	ROLLER, PLATEN		
101	FU5-6080-000		4	ROLLER		
102	FU6-2741-000		1	SPRING, TORSION		
103	FU6-2742-000		1	SPRING, TORSION		
104	FC5-2978-000		1	GUIDE, REFORM		
105	FC7-2756-000		1	FLAPPER, PAPER FEEDER		
106	FL2-5982-000		1	GUIDE, DELIVERY, LOWER		
107	FU7-0515-000		1	GEAR, 24T		
108	FU5-2240-000		1	SPRING, COMPRESSION		
109	FU6-2740-000		1	SPRING, TORSION		
110	FC7-0269-000		1	GUIDE, PAPER FEEDER, LEFT		
111	FM2-5806-000		1	SOLENOID UNIT	SL2	
112	FC5-2967-000		1	CAM, READ ROLLER RELEASE		
113	FK2-0207-000		1	MOTOR, STEPPING, DC	M4	
114	FU5-0329-000		1	GEAR, 31T		
115	FU5-0330-000		1	PULLEY, 40T/GEAR, 20T		
116	XF2-1106-540		1	BELT, TIMING, COGGED		
117	XF2-1103-760		1	BELT, TIMING		
118	FL2-5986-000		1	GUIDE, OPEN/CLOSE		
119	FU5-2238-000		2	SPRING, COMPRESSION		
120	FK2-3713-000		1	MOTOR, STEPPING, DC	M5	
121	FM3-0386-000		1	CABLE, MAIN JOINT		
122	XF2-1610-760		1	BELT, TIMING		
123	FK2-3715-000		1	MOTOR, STEPPING, DC	M6	
124	FU5-2105-000		1	SPRING, TENSION		
125	FU5-3526-000		2	PULLY, 18T		
126	FU5-6686-000		1	ROLLER		

FIGURE & KEY NO.	PARTS NUMBER	R A N K	Q'TY	DESCRIPTION	SERIAL NUMBER/ REMARKS	S V C
127	XF9-0514-000		1	BELT, TIMING		
128	FC7-0259-000		1	HOLDER, GLASS		
129	FC7-2779-000		1	SPRING, SLIDE EARTH		
130	FC7-0262-000		1	ROLLER, PLATEN		
131	FC7-0266-000		2	ROLLER, SPACER		
132	FC9-3657-000		1	ROLLER, READ, 3		
133	FL2-5988-000		1	GUIDE, PLATEN		
134	FS1-1465-000		4	BUSHING		
135	FC7-2780-000		3	FLAG, SENSOR		
136	FC7-2781-000		2	FLAG, WIDTH SENSOR		
137	FC7-3137-000		1	SHAFT, SENSOR		
138	FC7-3138-000		1	SHAFT, WIDTH SENSING SENSOR		
139	FL2-5993-000		1	GUIDE, PAPER FEEDER, UPPER		
140	FU6-2739-000		1	SPRING, TORSION		
141	FU6-2745-000		4	SPRING, TORSION		
142	FC5-3147-000		1	SHUTTER, DOCUMENT		
143	FC5-3153-000		1	GUIDE, PRESSURE RELEASE		
144	FC5-3177-020		1	SHAFT, PRESSURE RELEASE LINK		
145	FL2-5996-000		1	MOUNT, STATIC CHARGE		
146	FC5-3149-000		1	FLAG, REGISTRATION SENSOR		
147	FC5-3150-000		1	SPRING, TORSION		
148	FM2-1029-000		1	CABLE, REGISTRATION CONNECTING		
149	VS1-7177-003		3	CONNECTOR, SNAP TIGHT, BK		
150	FU5-2249-000		1	SPRING, COMPRESSION		
151	FC7-0283-000		1	PULLEY		
152	FU5-3534-000		1	PULLEY, 30T/30T(REG)		
153	FU7-0470-000		1	PULLEY, 28T/GEAR, 24T		
154	FU7-0472-000		1	GEAR, 25T		
155	FC5-2996-030		1	ROLLER, PAPER DELIVERY		
156	FL2-5987-000		1	GUIDE, DELIVERY, UPPER		
157	FL2-6630-000		1	COVER, INVERTER		
158	FC7-0285-000		1	PULLEY, TENSION		

FIGURE & KEY NO.	PARTS NUMBER	R A N K	Q'TY	DESCRIPTION	SERIAL NUMBER/ REMARKS	S V C
159	FS5-9227-020		1	SCREW, STEPPED, M4	PCB6	
160	XF2-1113-380		1	BELT, TIMING		
161	FL2-0737-000		1	GUIDE, PAPER FEEDER, 1		
162	FC5-2987-020		1	SHAFT, PAPER READ ROLLER		
163	FC5-3021-000		3	SPRING, TORSION		
164	FC5-3024-020		5	SHAFT, PAPER FEEDER ROLLER		
165	FC5-3026-000		2	SPRING, TORSION		
166	FL2-0741-000		5	HOLDER, PAPER FEEDER ROLLER		
167	FU5-6076-000		5	ROLLER, PAPER FEEDER		
168	FM3-0371-000		1	DRIVER PCB ASSEMBLY		
169	XF2-1116-180		1	BELT, TIMING		
170	VS1-7164-024		1	CONNECTOR, SNAP TIGHT, 24P, W		
171	XF9-0358-000		2	BELT, TIMING		
172	XF2-1604-740		1	BELT, TIMING		
173	XG9-0237-000		3	BALL BEARING, LNR-1680HHR		
174	FS1-9003-020		5	SCREW, STEPPED, M4		
175	FU5-0333-000		1	PULLEY, 28T		
176	FU5-0339-000		1	PULLEY, 23T		
177	FU5-0340-000		1	GEAR, 24T		
178	FU5-0346-000		1	GEAR, 22T		
179	FU5-2247-000		1	SPRING, TENSION		
180	FU5-3527-000		1	KNOB, JAM CLEARING		
181	FU5-3528-000		1	PULLEY, IDLE JAM_, CLEAR		
182	FU5-3529-000		1	PULLEY		
183	FU5-3530-000		2	PULLEY, 30T		
184	FU5-3531-000		1	PULLEY, 24T		
185	FU5-3532-000		1	PULLEY, 30T		
186	FU5-3533-000		1	PULLEY, 30T		
187	FU6-2737-000		1	SPRING, TORSION		
188	FU6-2738-000		1	SPRING, TORSION		
189	FU6-2743-000		1	SPRING, TENSION		
190	FU6-2898-000		1	SPRING, TENSION		

FIGURE & KEY NO.	PARTS NUMBER	RANK	Q'TY	DESCRIPTION	SERIAL NUMBER/REMARKS	SVC
191	FU7-0473-000		1	GEAR, 18T/PULLEY, 23T		
192	FU7-0514-000		1	GEAR, 16T		
193	XF2-1604-360		1	BELT, TIMING		
194	XF2-1606-660		1	BELT, TIMING		
195	XF2-1607-240		1	BELT, TIMING		
196	XF2-1607-940		1	BELT, TIMING, COGGED		
197	FK2-3723-000		1	REGULATOR, XENON LANP	PCB7	
198	FU6-2736-000		4	SPRING, COMPRESSION		
199	FC7-5465-000		1	STAMPER	120V UL	
200	FK2-3724-000		1	SOLENOID	120V ULSL1	
201	FC7-9878-000		1	STOPPER		
202	FC7-9877-000		5	SHEET		
203	FM3-0376-000		1	CABLE, FRONT MOTOR		
204	FC7-0257-000		3	MOUNT, GUIDE, RAIL		
205	FM3-0381-000		1	CABLE, READ SENSOR		
206	FL2-0750-000		1	GUIDE, SEPARATION, UPPER		
207	FM3-0374-000		1	HARNESS ASSEMBLY		
208	FC5-3161-000		1	SPONGE, CLUTCH		

FIGURE ZZA

MECHANICAL STANDARD PARTS (HOW TO USE)

Mechanical standard parts

機械標準部品

About a mechanical standard parts

A Mechanical standard parts is a mechanical part which not parts peculiar to a product. They are parts which are common to a Canon product and are used, such as a screw and a washer. The Fig No. and parts number of the mechanical standard parts are not listed in the product parts catalog. Refer to the parts catalog of mechanical standard parts when checking the parts number for screw or washer etc. and identify them by part shape or size.

機械標準部品とは

機械標準部品とは、製品特有の部品ではなく、ねじやワッシャなどキヤノン製品共通で使用されている機械部品（メカ部品）のことです。
製品のパーツカタログには、機械標準部品のFig No.や部品番号は記載しておりません。
ねじや、ワッシャ等の部品番号を調べるときは、機械標準部品のパーツカタログを参照し、部品の形状や大きさから判断し、使用している部品を調べてください。

Material and surface treatment of a mechanical standard parts

Material and surface treatment of mechanical standard parts are assigned commonly for each part. Refer to the Table 1 for the parts which material and surface treatment are assigned as numbers.

機械標準部品の材料および表面処理

機械標準部品の材料および表面処理については、各種部品共通で決められています。
材料および表面処理が番号で決められている部品については、表1を参照してください。

Table 1 Material and Surface treatment

表1 材料および表面処理

No. 番号	Material 材料	Surface treatment 表面処理	Color 色
1	Stainless steel ステンレス	Stainless steel black coloring (BC4) ステンレス黒着色(BC4)	Black 黒
2		not to be given なし	White 白
3	Brass 黄銅	Regular nickel plating (NL) 普通ニッケルメッキ(NL)	White 白
4		Black nickel plating (BN) 黒色ニッケルメッキ(BN)	Black 黒
5	Steel 鋼	White zinc trivalent chromate treating (ZC3) 白色亜鉛3価クロメート(ZC3)	White 白
6		Regular nickel chromium plating (NC) 普通ニッケルクロムメッキ(NC)	White 白
7		Regular nickel plating (NL) 普通ニッケルメッキ(NL)	White 白
8		Iron and steel phosphating (P1) 鉄鋼磷酸塩処理(P1)	Black 黒
9		Black zinc trivalent chromate treating (BZ3) 黒色亜鉛3価クロメート(BZ3)	Black 黒

FIGURE ZZB MECHANICAL STANDARD PARTS (SCREWS)

1. Screws ねじ

How to read Parts Numbers
部品番号の見方

Screws
ねじ

XB1-2400-609

Type No.
類別番号

Normal designation (d)
ねじの呼び(d)

Length (L)
ねじの長さ(L)

Material and Surface treatment
材料および表面処理

XB1-2 expresses Binding head machine screw.
XB1-2は、バインドねじを表す

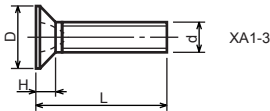
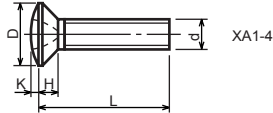
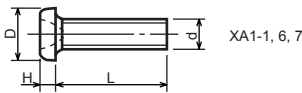
40 expresses M4.0.
40は、M4.0を表す

0-60 expresses a length of 6.0mm.
0-60は、6.0mmの長さを表す

9 expresses Steel (Black zinc trivalent chromate
treating) from Table 1.
9は、表1より鋼(黒色亜鉛3価クロメート)を表す

1-1. Cross Recessed Head Screws for Precision Equipments

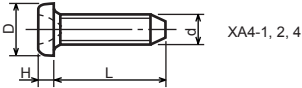
精密機器用十字穴付き小ねじ



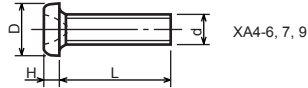
Type No. 類別番号	Type 類別
XA1-1	Pan head Class 1 なべ1種
XA1-3	Countersunk head Class 1 さら1種
XA1-4	Oval countersunk head Class 1 丸さら1種
XA1-6	Pan head Class 3 なべ3種
XA1-7	Pan head Class 2 なべ2種

		Head size (mm) 頭部寸法 (mm)					
		M1.4	M1.6	M1.7	M2	M2.5	M2.6
D	XA1-1	2	2.4	2.5	3	3.8	4
H	XA1-1	0.5	0.55	0.5	0.6	0.9	0.8
D	XA1-3	2	2.4	2.5	3	3.8	4
H	XA1-3	0.48	0.55	0.58	0.73	0.85	0.93
D	XA1-4	2	2.4	2.5	3	3.8	4
H + K	XA1-4	0.68	0.8	0.88	1	1.25	1.3
D	XA1-6	2.5	2.8	3	3.5	4.3	4.5
H	XA1-6	0.8	0.85	0.9	1	1.3	1.2
D	XA1-7	2.5	2.8	3	3.5	4.3	4.5
H	XA1-7	0.5	0.55	0.5	0.6	0.9	0.8

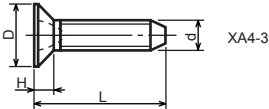
1-2. Precision Tapping Screws
精密用タッピンねじ



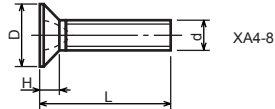
XA4-1, 2, 4



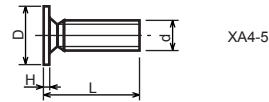
XA4-6, 7, 9



XA4-3



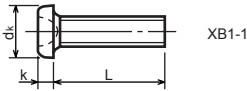
XA4-8



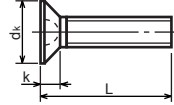
XA4-5

Type No. 類別番号	Type 類別	Head size (mm) 頭部寸法 (mm)						
		M1.4	M1.6	M1.7	M2	M2.5	M2.6	
XA4-1	With tapered end pan head Class 1 絞りなべ1種	D XA4-1	2	2.4	2.5	3	3.8	4
		H XA4-1	0.5	0.55	0.5	0.6	0.9	0.8
XA4-2	With tapered end pan head Class 3 絞りなべ3種	D XA4-2	2.5	2.8	3	3.5	4.3	4.5
		H XA4-2	0.8	0.85	0.9	1	1.3	1.2
XA4-3	With tapered end countersunk head 絞り-さら	D XA4-3	2	2.4	2.5	3	3.8	4
		H XA4-3	0.48	0.55	0.58	0.73	0.85	0.93
XA4-4	With tapered end pan head Class 2 絞りなべ2種	D XA4-4	2.5	2.8	3	3.5	4.3	4.5
		H XA4-4	0.5	0.55	0.5	0.6	0.9	0.8
XA4-5	With parallel end ultra thin head ストレート-超薄頭	D XA4-5	2.5	2.8	3	-	-	-
		H XA4-5	0.2	0.2	0.2	-	-	-
XA4-6	With parallel end pan head Class 1 ストレートなべ1種	D XA4-6	2	2.4	2.5	3	3.8	4
		H XA4-6	0.5	0.55	0.5	0.6	0.9	0.8
XA4-7	With parallel end pan head Class 3 ストレートなべ3種	D XA4-7	2.5	2.8	3	3.5	4.3	4.5
		H XA4-7	0.8	0.85	0.9	1	1.3	1.2
XA4-8	With parallel end countersunk head ストレート-さら	D XA4-8	2	2.4	2.5	3	3.8	4
		H XA4-8	0.48	0.55	0.58	0.73	0.85	0.93
XA4-9	With parallel end pan head Class 2 ストレートなべ2種	D XA4-9	2.5	2.8	3	3.5	4.3	4.5
		H XA4-9	0.5	0.55	0.5	0.6	0.9	0.8

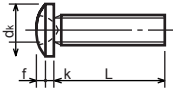
1-3. Cross Recessed Head Screws
 一般用十字穴付き小ねじ



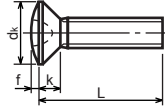
XB1-1



XB1-3



XB1-2

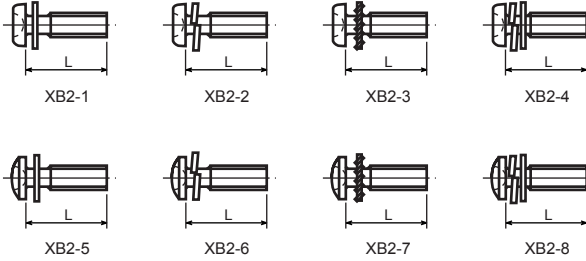


XB1-4

Type No. 類別番号	Type 類別
XB1-1	Pan head なべ
XB1-2	Binding head バインド
XB1-3	Countersunk head さら
XB1-4	Oval countersunk head 丸さら

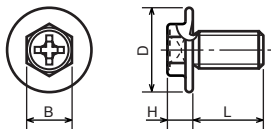
		Head size (mm) 頭部寸法 (mm)					
		M2	M2.5	M2.6	M3	M4	M5
dk	XB1-1	3.5	4.5	4.5	5.5	7	9
k	XB1-1	1.3	1.7	1.7	2	2.6	3.3
dk	XB1-2	4.3	5.3	5.5	6.3	8.3	10.3
k+f	XB1-2	1.2	1.5	1.6	1.9	2.5	3.1
dk	XB1-3	4	5	-	6	8	10
k	XB1-3	1.2	1.45	-	1.75	2.3	2.8
dk	XB1-4	4	5	-	6	8	10
k+f	XB1-4	1.6	2	-	2.45	3.2	4
Screw part length ねじ部長さ b		8	12	12	12	16	20

1-4. Cross Recessed Head Screws with Captive Washer
 座金組込み十字穴付き小ねじ



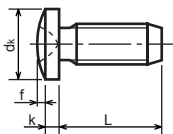
Type No. 類別番号	Type 類別
XB2-1	Pan head + Plain washer (circular bright) なべねじ+平座金
XB2-2	Pan head + Spring washer なべねじ+ばね座金
XB2-3	Pan head + Toothed lock washer なべねじ+歯付座金
XB2-4	Pan head + Spring washer and plain washer (circular bright) なべねじ+(ばね+平)座金
XB2-5	Binding head + Plain washer (circular bright) バインドねじ+平座金
XB2-6	Binding head + Spring washer バインドねじ+ばね座金
XB2-7	Binding head + Toothed lock washer バインドねじ+歯付座金
XB2-8	Binding head + Spring washer and plain washer (circular bright) バインドねじ+(ばね+平)座金

1-5. Hexagon Head Tapping Screws for Metallic Materials
 金属用六角タッピンねじ



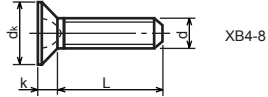
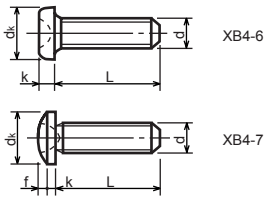
Type No. 類別番号	Type 類別	Head size (mm) 頭部寸法 (mm)	
		M3	M4
XB3-6	For metallic materials 金属用タッピン	D	8 10
		B	5.5 5.5
XB3-7	For metallic materials with clawed 金属用タッピン-つめ付き	H XB3-6	3.1 3.1
		H XB3-7	3.2 3.2

1-6. Special Tapping Screws
 特殊タッピンねじ



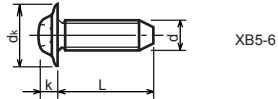
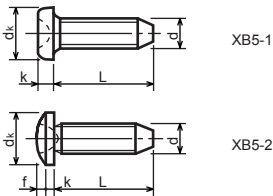
Type No. 類別番号	Type 類別	Head size (mm) 頭部寸法 (mm)	
		M3	M4
XB4-5	Binding head バインド	d _k	6.3 8.3
		k	1.3 1.7
		k+f	1.9 2.5

1-7. General Head Tapping Screws
一般用タッピンねじ



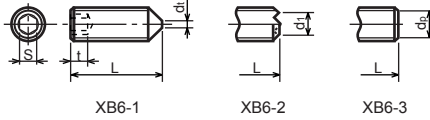
Type No. 類別番号	Type 類別	Head size (mm) 頭部寸法 (mm)						
		M2	M2.5	M2.6	M3	M4	M5	
XB4-6	Pan head なべ	d_k XB4-6	3.5	4.5	4.5	5.5	7	9
		k XB4-6	1.3	1.7	1.7	2	2.6	3.3
XB4-7	Binding head バインド	d_k XB4-7	4.3	5.3	5.5	6.3	8.3	10.3
		$k+f$ XB4-7	1.2	1.5	1.6	1.9	2.5	3.1
XB4-8	Countersunk head さら	d_k XB4-8	4	5	5.2	6	8	10
		k XB4-8	1.2	1.45	1.5	1.75	2.3	2.8

1-8. Tapping Screws for Metallic Materials
金属用タッピンねじ



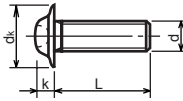
Type No. 類別番号	Type 類別	Head size (mm) 頭部寸法 (mm)					
		M2.5	M2.6	M3	M4	M5	
XB5-1	Pan head なべ	d_k XB5-1	4.5	4.5	5.5	7	9
		k XB5-1	1.7	1.7	2	2.6	3.3
XB5-2	Binding head バインド	d_k XB5-2	5.5	5.5	6.3	8.3	10.3
		$k+f$ XB5-2	1.6	1.6	1.9	2.5	3.1
XB5-6	Flanged pan head つば付きなべ	d_k XB5-6	6.5	6.5	8	10	12
		k XB5-6	2.1	2.1	1.75	3.2	4

1-9. Hexagon Socket Set Screws
六角穴付止めねじ



Type No. 類別番号	Type 類別	Head size (mm) 頭部寸法 (mm)							
		M1.6 M1.7	M2	M2.5 M2.6	M3	M5	M5	M6	
XB6-1	Cone point とがり先	S	0.7	0.9	1.3	1.5	2	2.5	3
		t	1.5	1.7	2	2	2.5	3	3.5
		d _{t max} XB6-1	0.4	0.5	0.65	0.75	1	1.25	1.5
		d _{l max} XB6-2	-	1.2	1.5	1.7	2.2	2.8	3.3
		d _{l min} XB6-2	-	1	1.2	1.4	1.9	2.4	2.9
		d _{p max} XB6-3	0.8	1	1.5	2	2.5	3.5	4
		d _{p min} XB6-3	0.55	0.75	1.25	1.75	2.25	3.2	3.7

1-10. Flanged Pan Head Machine Screws
つば付きなべ小ねじ



Type No. 類別番号	Type 類別	Head size (mm) 頭部寸法 (mm)					
		M2	M2.5 M2.6	M3	M5	M5	
XB6-7	Flanged pan head つば付きなべ	d _k	5	6.5	8	10	12
		k	1.7	2.1	2.5	3.2	4

FIGURE ZZC MECHANICAL STANDARD PARTS (BOLTS)

2. Bolts (Socket head cap screw)

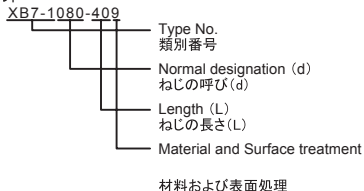
ボルト

How to read Parts Numbers

部品番号の見方

Bolt (Socket head cap screw)

ボルト



XB7-1 expresses Hexagon socket head cap screws.

XB7-1は、六角穴付きボルトを表す

080 expresses M8.0.

080は、M8.0を表す

40 expresses a length of 40mm.

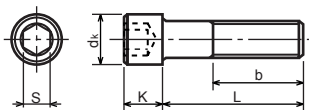
40は、40mmの長さを表す

9 expresses Steel (Black zinc trivalent chromate treating) from Table 1.

9は、表1より鋼(黒色亜鉛3価クロメート)を表す

2-1. Hexagon socket head cap screws

六角穴付きボルト



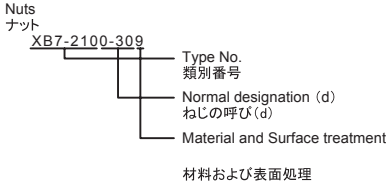
Type No. 類別番号	Type 類別
XB7-1	Hexagon socket head cap screws 六角穴付きボルト

	Head size (mm) 頭部寸法 (mm)						
	M3	M4	M5	M6	M8	M10	M12
S	2.5	3	4	5	6	8	10
d_k	5.5	7	8.5	10	13	16	18
K	3	4	5	6	8	10	12
Screw part length b_{max} ねじ部長さ b_{max}	18	20	22	24	28	32	36

FIGURE ZZD MECHANICAL STANDARD PARTS (NUTS)

3. Nuts ナット

How to read Parts Numbers
部品番号の見方

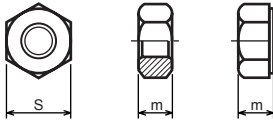


XB7-210 expresses Hexagon nut class 1.
XB7-210は、六角ナット1種を表す

0-30 expresses M3.0.
0-30は、M3.0を表す

9 expresses Steel (Black zinc trivalent chromate treating) from Table 1.
9は、表1より鋼(黒色亜鉛3価クロメート)を表す

3-1. Hexagon Nuts and Hexagon Thin Nuts 六角ナット



Type No. 類別番号	Type 類別
XB7-210	Hexagon nut Class 1 六角ナット-1種
XB7-220	Hexagon nut Class 3 六角ナット-3種
XB7-230	Hexagon nut Style 1 double chamfered 六角ナット-スタイル1-両面とり
XB7-231	Hexagon nut Style 1 washer faced 六角ナット-スタイル1-座付き
XB7-240	Hexagon nut Style 2 double chamfered 六角ナット-スタイル2-両面とり
XB7-241	Hexagon nut Style 2 washer faced 六角ナット-スタイル2-座付き
XB7-250	Hexagon nut 六角ナット
XB7-260	Hexagon thin nut double chamfered 六角低ナット-両面とり
XB7-270	Hexagon thin nut not chamfered 六角低ナット-面とり無し

	Head size (mm) 頭部寸法 (mm)						
	M2	M2.5	M3	M4	M5	M6	M8
S	4	5	5.5	7	8	10	13
m XB7-210	1.6	2	2.4	3.2	4	5	6.5
m XB7-220	1.2	1.6	1.8	2.4	3.2	3.6	5
m XB7-230, 231	1.6	2	2.4	3.2	4.7	5.2	6.8
m XB7-240, 241	-	-	-	-	5.1	5.7	7.5
m XB7-250	-	-	-	-	5.6	6.1	7.9
m XB7-260	1.2	1.6	1.8	2.2	2.7	3.2	4
m XB7-270	1.2	1.6	1.8	2.2	2.7	3.2	4

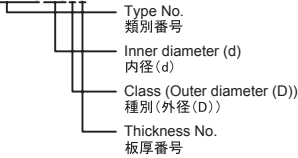
FIGURE ZZE MECHANICAL STANDARD PARTS (WASHERS)

4. Washers ワッシャ

How to read Parts Numbers
部品番号の見方

Washers (XD1-1)
ワッシャ (XD1-1)

XD1-1102-625



XD1-110 expresses copper material washer.
XD1-110は、銅材のワッシャを表す

2-6 expresses a inner diameter of 2.6 mm.
2-6は、2.6mmの内径を表す

2 expresses a outer diameter of 4.4 mm from Table 2.
2は、表2より4.4mmの外径を表す

5 expresses a thickness of 0.5 mm from Table 3.
5は、表3より0.5mmの板厚を表す

Table 2 表2

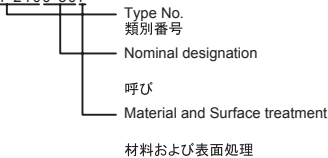
d (mm)	D (mm)		
	Class 1 1種	Class 2 2種	Class 3 3種
1.5	-	2.6	3.2
1.8	2.7	3.1	3.7
2.1	3.2	3.6	4.2
2.3	3.6	4	4.6
2.6	4	4.4	5
3.1	4.6	5	5.6
3.6	5.4	5.8	6.4
4.1	5.7	6.6	8
4.6	6.4	7.4	9
5.2	7.2	8.2	10
5.7	7.8	9	11
6.2	8.5	9.8	12
6.7	9.2	10.5	13
7.2	10	11.4	14
7.7	10.6	12.2	15
8.2	11.4	13	16
8.7	12	13.8	17
9.2	12.8	14.6	18
9.7	13.5	15.4	19
10.2	14.3	15.6	20

Table 3 表3

Thickness No. 板厚番号	t (mm)
0	0.05
1	0.1
2	0.2
3	0.3
4	0.4
5	0.5
6	0.6
7	0.7
8	0.8
9	1

Plain washers, Spring lock washers, Toothed lock washers (XD1-2, 3, 4)
平座金、ばね座金、歯付き座金 (XD1-2, 3, 4)

XD1-2100-307



XD1-210 expresses plain washer.
XD1-210は、平座金を表す

0-30 expresses a 030 of nominal designation.
(See Table 4)

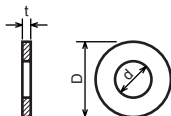
0-30は、呼び030を表す (表4参照)

7 expresses Steel (Regular nickel chromium plating)
from Table 1.

7は、表1より鋼 (普通ニッケルメッキ) を表す

4-1. Washers

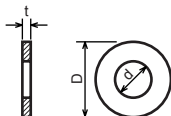
ワッシャ



Type No. 類別番号	Type 類別
XD1-110	Washer - Copper material ワッシャ 銅
XD1-120	Washer - Stainless steel material ワッシャ ステンレス

4-2. Plain Washers

平座金



Type No. 類別番号	Type 類別
XD1-210	Regular type grade A 並形—等級A
XD1-120	Washer - Stainless steel material ワッシャ ステンレス

Table 4 表4

Nominal designation 呼び	d (mm)	D (mm)	t (mm)
020	2.2	5	0.3
025	2.7	6.5	0.5
026	2.8	6.5	0.5
030	3.2	7	0.5
040	4.3	9	0.8
050	5.3	10	1
060	6.4	12.5	1.6
080	8.4	17	1.6
100	10.5	21	2
120	13	24	2.5

4-3. Spring Lock Washers

ばね座金

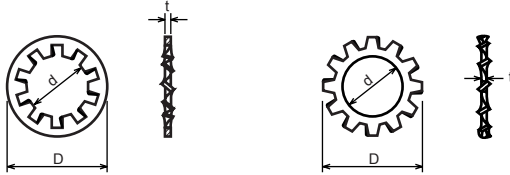


Type No. 類別番号	Type 類別
XD1-310	No.2 2号

Table 4 表4

Nominal designation 呼び	d (mm)	D (mm)
020	2.1	4.4
025	2.6	5.2
026	2.7	6.5
030	3.1	5.3
040	4.1	5.9
050	5.1	9.2
060	6.1	12.2
080	8.2	15.4
100	10.2	18.4
120	12.2	21.5

4-4. Toothed Lock Washers
歯付き座金



Type No. 類別番号	Type 類別
XD1-410	Internal tooth type 内歯形
XD1-420	External tooth type 外歯形

Table 4 表4

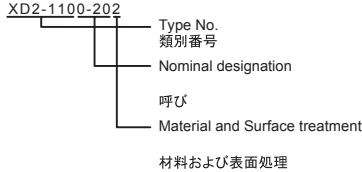
Nominal designation 呼び	d (mm)	D (mm)	t (mm)	No. of Int. tooth 内歯数	No. of Ext. tooth 外歯数
020	2.2	4.8	0.3	7	-
025	2.7	5.7	0.3	7	-
026	2.8	5.8	0.3	7	-
030	3.2	6.5	0.45	8	8
040	4.3	8.5	0.45	8	9
050	5.3	10	0.6	8	10
060	6.4	11	0.6	9	12
080	8.4	15	0.8	9	12

FIGURE ZZF MECHANICAL STANDARD PARTS (RETAINING RINGS)

5. Retaining Rings 止め輪

How to read Parts Numbers
部品番号の見方

Retaining Rings 止め輪



XD2-110 expresses retaining ring-E type (Type1).
XD2-110は、E形止め輪(1種)を表す

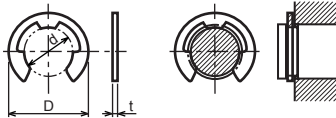
0-20 expresses a 020 of nominal designation.
(See Table 5)

0-20は、呼び020を表す(表5参照)

2 expresses Stainless steel (Surface treatment is not to be given) from Table 1.

2は、表1よりステンレス(表面処理なし)を表す

5-1. Retaining Rings - E type E形止め輪

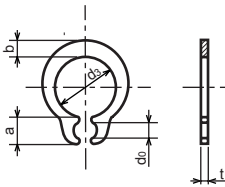


Type No. 類別番号	Type 類別
XD2-110	Retaining ring - E type (Type 1) E形止め輪(1種)
XD2-120	Retaining ring - E type (Type 2) E形止め輪(2種)

Table 5 表5

Type 種類	Nominal designation 呼び	d (mm)	D (mm)	t (mm)
Type 1 1種	007	0.65	2	0.2
	010	0.95	2.8	0.2
	013	1.25	3.3	0.3
	017	1.65	4.2	0.4
	020	1.95	4.6	0.5
	024	2.35	6	0.6
	028	2.74	6.5	0.6
	032	3.14	7.2	0.6
	037	3.64	8	0.7
	040	3.93	10	0.7
	042	4.13	10	0.7
	050	4.93	11	0.7
	058	5.73	12	0.7
	060	5.93	12.7	0.9
	064	6.32	13.5	0.9
	074	7.31	15	0.9
080	7.91	16.5	1	
Type 2 2種	008	0.8	2	0.2
	012	1.2	3	0.3
	015	1.5	4	0.4
	020	2	5	0.4
	025	2.5	6	0.4
	030	3	7	0.6
	040	4	9	0.6
	050	5	11	0.6
	060	6	12	0.8
	070	7	14	0.8
	080	8	16	0.8
	090	9	18	0.8
	100	10	20	1

5-2. Grip Rings
グリップ止め輪

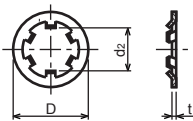


Type No. 類別番号	Type 類別
XD2-210	Grip ring グリップ止め輪

Table 5 表5

Nominal designation 呼び	d_3 (mm)	t (mm)	b (mm)	a (mm)	d_0 (mm)
020	1.9	0.5	1	1.8	0.8
025	2.35	0.5	1.2	1.9	0.9
030	2.85	0.6	1.4	1.9	0.9
035	3.3	0.6	1.6	2	0.9
040	3.8	0.8	1.8	2.8	1.2
045	4.25	0.8	2	2.9	1.3
050	4.75	0.8	2.2	2.9	1.3
060	5.7	1	2.4	3.1	1.4
070	6.7	1	2.7	3.3	1.4
080	7.7	1	3	3.5	1.4
090	8.65	1.2	3.3	4.7	1.5
100	9.65	1.2	3.5	4.7	2

5-3. Toothed Retaining Rings
歯付き形止め輪



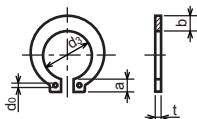
Type No. 類別番号	Type 類別
XD2-230	Toothed retaining ring 歯付き形止め輪

Table 5 表5

Nominal designation 呼び	d_z (mm)	D (mm)	t (mm)	No of teeth 歯数
015	1.4	5.2	0.25	3
020	1.9	6	0.25	3
024	2.3	6.4	0.25	3
030	2.8	8	0.25	4
040	3.8	9	0.25	4
050	4.8	10	0.25	5
060	5.8	11	0.25	5
080	7.8	13	0.25	5
100	9.8	15.4	0.25	6

5-4. Retaining Rings - C Type

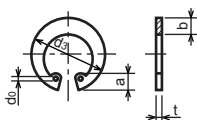
C形止め輪



Type No. 類別番号	Type 類別
XD2-310	Retaining ring - C type for shaft C形止め輪 軸用

Table 5 表5

Nominal designation 呼び	d ₃ (mm)	t (mm)	b (mm)	a (mm)	d ₀ (mm)
010	9.3	1	1.6	3	1.2
012	11.1	1	1.8	3.2	1.5
014	12.9	1	2	3.4	1.7
015	13.8	1	2.1	3.5	1.7
016	14.7	1	2.2	3.6	1.7
017	15.7	1	2.2	3.7	1.7
018	16.5	1.2	2.6	3.8	1.7
020	18.5	1.2	2.7	3.9	2
022	20.5	1.2	2.7	4.1	2
025	23.2	1.2	3.1	4.3	2
028	25.9	1.5	3.1	4.6	2
030	27.9	1.5	3.5	4.8	2
032	29.6	1.5	3.5	5	2.5
035	32.2	1.5	4	5.4	2.5



Type No. 類別番号	Type 類別
XD2-320	Retaining ring - C type for hole C形止め輪 穴用

Table 5 表5

Nominal designation 呼び	d ₃ (mm)	t (mm)	b (mm)	a (mm)	d ₀ (mm)
010	10.7	1	1.8	3.1	1.2
011	11.8	1	1.8	3.2	1.2
012	13	1	1.8	3.3	1.5
014	15.1	1	2	3.6	1.7
016	17.3	1	2	3.7	1.7
018	19.5	1	2.5	4	1.7
019	20.5	1	2.5	4	2
020	21.5	1	2.5	4	2
022	23.5	1	2.5	4.1	2
025	26.9	1.2	3	4.4	2
028	30.1	1.2	3	4.6	2
030	32.1	1.2	3	4.7	2
032	34.4	1.2	3.5	5.2	2.5
035	37.8	1.5	3.5	5.2	2.5
037	39.8	1.5	3.5	5.2	2.5
040	43.5	1.8	4	5.7	2.5
042	45.5	1.8	4	5.8	2.5
045	48.5	1.8	4.5	5.9	2.5
047	50.5	1.8	4.5	6.1	2.5
050	54.2	2	4.5	6.5	2.5
052	56.2	2	5.1	6.5	2.5
055	59.2	2	5.1	6.5	2.5
060	64.2	2	5.1	6.8	2.5
062	66.2	2	5.5	6.9	2.5
068	72.5	2.5	6	7.4	2.5
072	76.5	2.5	6.6	7.4	2.5
075	79.5	2.5	6.6	7.8	2.5
080	85.5	2.5	7	8	2.5
085	90.5	3	7	8	3
090	95.5	3	7.6	8.3	3
095	100.5	3	8	8.5	3

FIGURE ZZG MECHANICAL STANDARD PARTS (PINS)

6. Pins ピン

How to read Parts Numbers
部品番号の見方

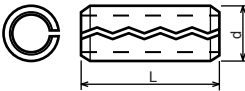
Pins
ピン

XD3-1200-122

Type No.
類別番号
Nominal diameter (d)
呼び径 (d)
Length (L)
長さ (L)
Material and Surface treatment
材料および表面処理

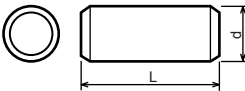
XD3-1 expresses spring pins for general use.
XD3-1は、スプリングピン(一般用)を表す
20 expresses a nominal diameter of 2.0 mm.
20は、2.0mmの呼び径を表す
0-12 expresses a length of 12 mm.
0-12は、12mmの長さを表す
2 expresses Stainless steel (Surface treatment is not to be given) from Table 1.
2は、表1よりステンレス(表面処理なし)を表す

6-1. Springs Pins スプリングピン



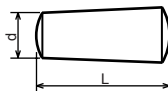
Type No. 類別番号	Type 類別
XD3-0	Spring pin for light load スプリングピン(軽荷重用)
XD3-1	Spring pin for general use スプリングピン(一般用)

6-2. Parallel Pins 平行ピン



Type No. 類別番号	Type 類別
XD3-2	Parallel pin (h7 hard) 平行ピン(h7硬質)
XD3-4	Parallel pin (m6 soft) 平行ピン(m6軟質)

6-3. Taper Pins テーパピン



Type No. 類別番号	Type 類別
XD3-3	Taper pin テーパピン

FIGURE ZZH MECHANICAL STANDARD PARTS (SPACERS)

7. Spacers スペーサ

How to read Parts Numbers
部品番号の見方

Spacers スペーサ

XZ1-1301-005

Type No.
類別番号

Nominal diameter (d)
呼び径 (d)

Length (L)
長さ (L)

Material and Surface treatment

材料および表面処理

XZ1-1 expresses spacers.
XZ1-1は、スペーサを表す

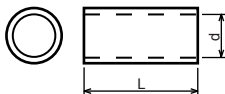
30 expresses a nominal diameter of 3.0 mm.
30は、3.0mmの呼び径を表す

1-00 expresses a length of 10 mm.
1-00は、10mmの長さを表す

5 expresses Steel (White zinc trivalent chromate
treating) from Table 1.

5は、表1より鋼(白色亜鉛3価クロメート)を表す

7-1. Spacers スペーサ



Type No. 類別番号	Type 類別
XZ1-1	Spacers スペーサ

Prepared by
OIP Business Support Group
CANON INC.

Canon