

KONICA MINOLTA

PARTS GUIDE MANUAL

JANUARY 2008

*magicolor4650DN/
magicolor4650EN
A00F011*

INFORMATION FOR PARTS GUIDE MANUAL

To find correct Parts No., refer to the "HOW TO MAKE THE BEST USE OF THIS MANUAL" in the following page.

HOW TO MAKE THE BEST USE OF THIS MANUAL

- 1 When you order, please check the proper figures beforehand that are on Our Parts Guide Manual, and order with the appropriate figures.
- 2 For screws, Nuts, Washers, retaining rings and Pins which are used in this model, one letter is shown on the Standard parts column of Parts list and exploded diagrams.
- 3 In order to maintain safety of the product, some specific parts composed of this product are set up as "essential safety parts".
- 4 The assigned parts number for the "essential safety parts" is indicated as "SP00-****".
When replacing these parts, follow precautions for disassembling and installing which are listed in the Service Manual.
Do not use any parts that are not set up as
- 5 ♣ means that there are exclusive parts for each destination.
Please check the appropriate destination when you order.
- 6 Revision Mark
Marked as ▲ on the illustration shows that the revision has been made.
- 7 All rights reserved. (any reprints or quotations are prohibited.)
Use of this parts guide manual should be strictly supervised to avoid disclosure of confidential information.

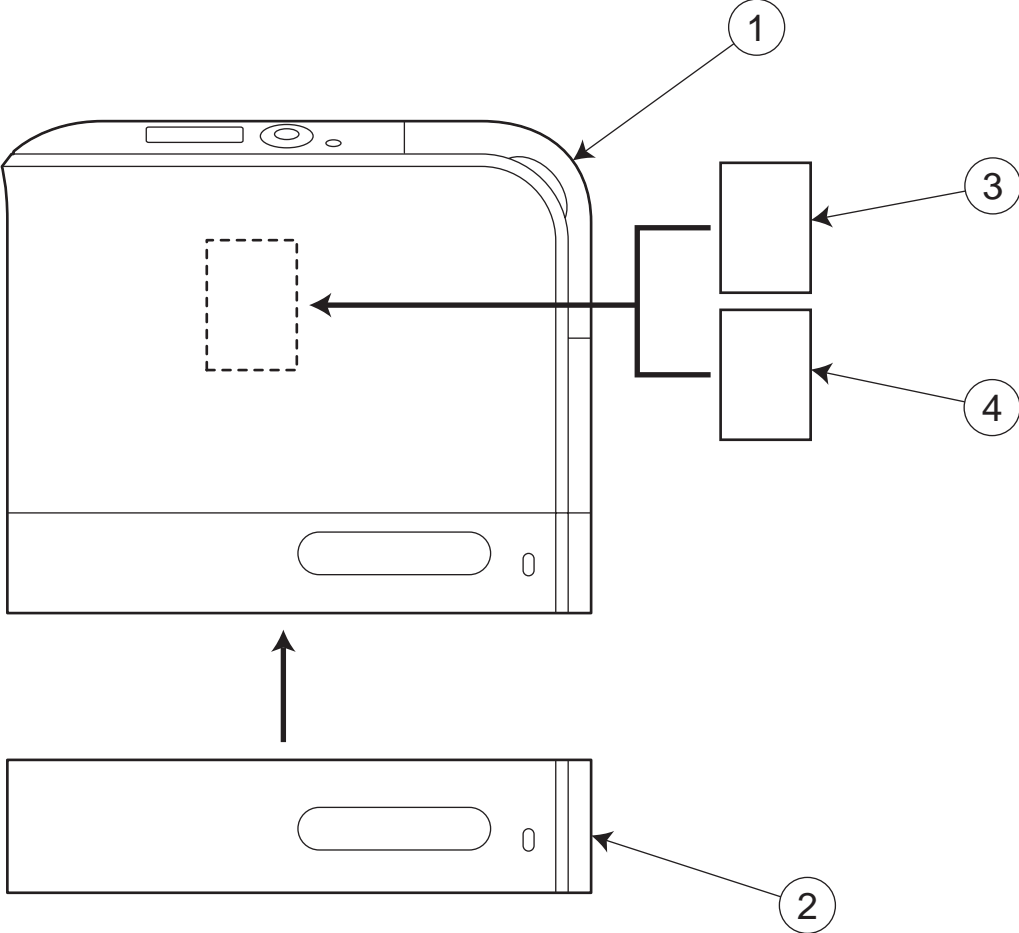
パーツガイドマニュアルのご案内

サービス部品をご発注の際には、下記に示す“パーツガイドマニュアルの活用にあたって”をご参照の上、正しい部品番号にてお願い致します。

パーツガイドマニュアルの活用にあたって

- 1 部品発注の際には、掲載されている部品番号の桁数を確認し、掲載されている桁数で発注願います。
- 2 この製品に使用されているネジ、ナット、ワッシャー、止め輪、ピンなどは、リストの右側の Standard parts 欄に a,b,c,……で表示し、イラストにも a,b,c,……表示してあります。
- 3 製品の安全性を維持する為に、製品に使用される特定の部品を「重要保安部品」として設定しています。
- 4 重要保安部品の部品番号は、“SP00-****”と記載されていますので、部品交換時は、サービスマニュアル記載の分解・組み立ての注意事項に従って作業をして下さい。
また、指定以外の部品は一切使用しないで下さい。
- 5 本文に ♣ が表示されている部品は、仕向け地毎に専用部品がある事を意味しています。
オーダーされる時は、仕向け地を確認して下さい。
- 6 改訂記号について
イラスト上に ▲ 印が表示されている部分は、改訂された事を表します。
- 7 著作権所有（無断転載及び無断引用の禁止）
本パーツガイドマニュアルについては、機密保持等その扱いには十分注意して下さい。万一取り扱いを誤った場合には、法律で処罰されることがあります。

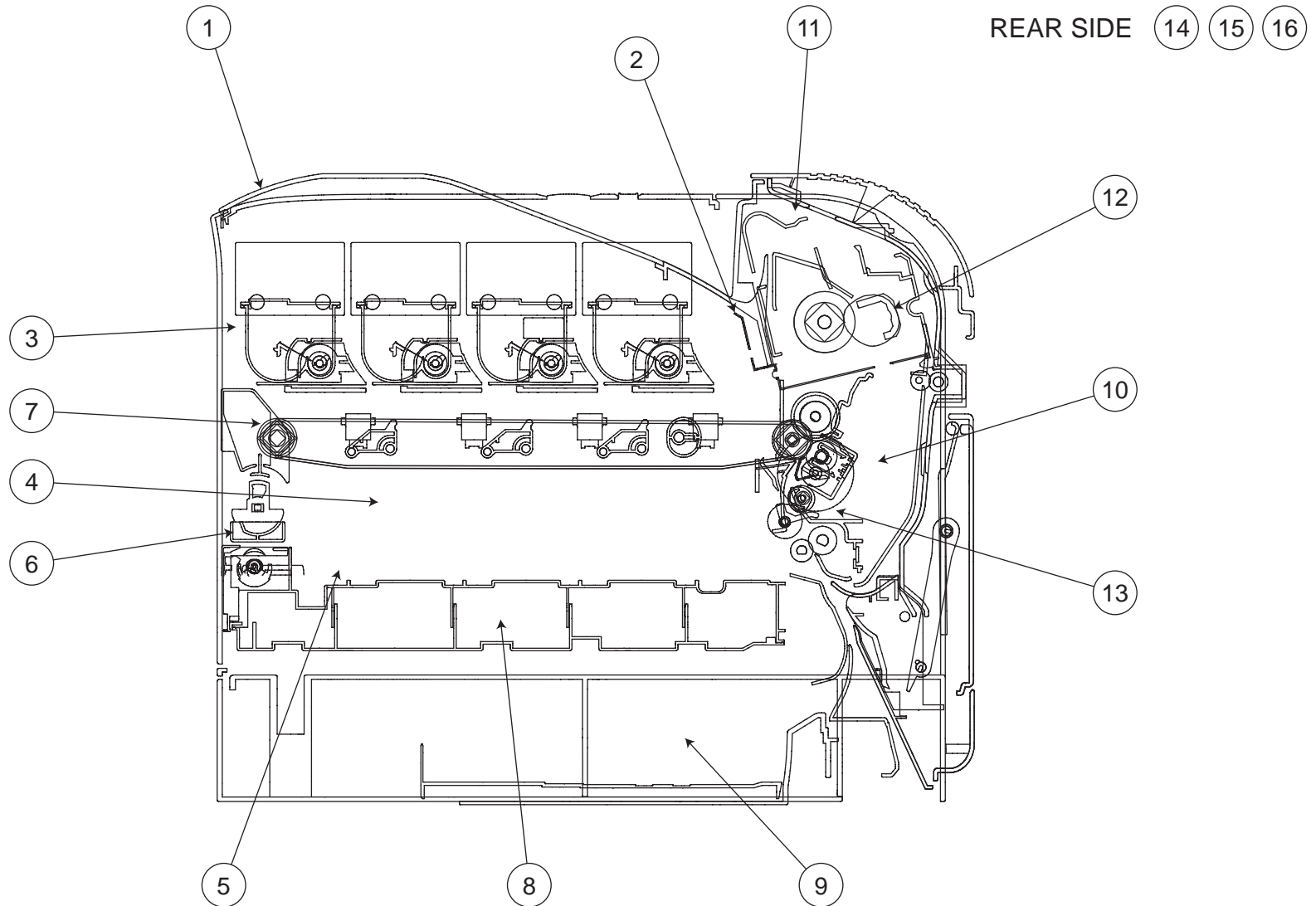
SYSTEM OUTLINE



GENERAL CONTENTS

| No. | Description | Model |
|------------|--------------------|---------------------------------|
| 1 | PRINTER COLOR | magicolor4650DN/magicolor4650EN |
| 2 | PAPER FEEDER | SPCU |
| 3 | OTHER OPTION | Hard Disk Kit |
| 4 | OTHER OPTION | CF Adaptor |

DIAGRAM OF MAIN PARTS SECTION



CONTENTS

| No. | DESCRIPTION | 名称 | PAGE No. |
|-----|---------------------------------|------------|-----------------|
| 1 | EXTERNAL PARTS | 外装部 | P1 P2 |
| 2 | MAIN FRAME SECTION | メインフレーム部 | P3 |
| 3 | T/C RAIL SECTION | T / C レール部 | P4 |
| 4 | I/U CONTACT SECTION | I / U 接点部 | P5 |
| 5 | I/U RAIL SECTION | I / U レール部 | P6 |
| 6 | WASTE TONER TRANSPORT SECTION | 廃トナー搬送部 | P7 |
| 7 | TRANSFER BELT UNIT | 転写ベルトユニット | P8 |
| 8 | PRINT HEAD SECTION | P / H 部 | P9 |
| 9 | CASSETTE SECTION | カセット部 | P10 P11 |
| 10 | VERTICAL CONVEYANCE SECTION | 縦搬送部 | P12 P13 P14 P15 |
| 11 | SWITCH BACK SECTION | スイッチバック部 | P16 |
| 12 | FUSING SECTION | 定着部 | P17 |
| 13 | TRANSFER PRESSURE DRIVE SECTION | 2次転圧離駆動部 | P18 |
| 14 | HOPPER DRIVE SECTION | ホッパー駆動部 | P19 |
| 15 | MAIN DRIVE SECTION | メイン駆動部 | P20 |
| 16 | ELECTRICAL COMPONENTS | 電装部 | P21 |
| 17 | WIRING | 束線 | P22 P23 |
| 18 | WIRING ACCESSORIES AND JIGS | 配線部品・治具 | P24 |

INDEX

| Parts No. | Page No. |
|--------------|----------|
| 0910 3620 01 | 6-9 |
| 0957 2026 01 | 15-27 |
| 0993 6303 01 | 9-18 |
| 1067 2501 01 | 7-7 |
| 1144 5200 01 | 14-8 |
| 1164 3062 01 | 11-15 |
| 1372 2808 02 | 7-21 |
| 4002 3123 03 | 3-14 |
| 4004 5339 01 | 7-6 |
| 4011 3011 01 | 11-8 |
| 4021 3036 01 | 11-18 |
| 4030 3034 01 | 10-7 |
| 4030 3034 01 | 13-8 |
| 4034 0151 01 | 10-5 |
| 4034 0151 01 | 13-20 |
| 4036 4730 01 | 18-13 |
| 4036 4730 01 | 20-3 |
| 4036 5765 01 | 3-21 |
| 4120 3019 01 | 12-4 |
| 4120 4614 01 | 5-1 |
| 4128 2019 01 | 3-19 |
| 4131 3003 01 | 10-3 |
| 4131 3003 01 | 15-1 |
| 4131 3027 02 | 12-10 |
| 4131 3056 01 | 10-15 |
| 4131 3056 01 | 13-14 |
| 4131 3057 02 | 10-14 |
| 4131 3057 02 | 13-15 |
| 4131 4052 01 | 12-16 |
| 4131 4128 01 | 19-11 |
| 4136 6751 01 | 4-4 |
| 4138 0104 02 | 4-12 |
| 4138 0771 01 | 1-20 |
| 4138 1032 01 | 1-19 |
| 4138 1034 02 | 1-17 |
| 4138 2018 02 | 1-8 |
| 4138 2019 02 | 8-7 |
| 4138 2022 02 | 8-9 |
| 4138 2034 02 | 3-17 |
| 4138 2035 01 | 8-24 |

| Parts No. | Page No. |
|--------------|----------|
| 4138 2056 01 | 5-8 |
| 4138 2063 01 | 9-17 |
| 4138 2064 01 | 9-15 |
| 4138 2088 02 | 4-16 |
| 4138 2094 01 | 8-13 |
| 4138 2095 02 | 8-23 |
| 4138 2096 01 | 8-14 |
| 4138 2098 01 | 8-12 |
| 4138 2099 01 | 8-26 |
| 4138 2103 01 | 9-7 |
| 4138 2105 01 | 5-10 |
| 4138 2106 01 | 5-9 |
| 4138 2113 01 | 8-5 |
| 4138 2117 01 | 5-3 |
| 4138 2217 01 | 8-4 |
| 4138 2224 01 | 5-17 |
| 4138 2225 01 | 5-16 |
| 4138 2226 01 | 5-18 |
| 4138 2236 02 | 5-12 |
| 4138 2240 01 | 21-14 |
| 4138 2246 01 | 4-13 |
| 4138 2247 02 | 3-11 |
| 4138 2248 01 | 3-10 |
| 4138 2252 02 | 18-15 |
| 4138 2523 01 | 20-17 |
| 4138 2534 01 | 20-18 |
| 4138 2543 01 | 20-13 |
| 4138 2551 01 | 20-23 |
| 4138 2568 01 | 16-11 |
| 4138 2570 01 | 20-11 |
| 4138 2571 01 | 20-12 |
| 4138 2573 01 | 20-14 |
| 4138 2584 01 | 20-22 |
| 4138 2601 01 | 20-19 |
| 4138 3026 01 | 11-17 |
| 4138 3027 01 | 11-3 |
| 4138 3029 01 | 11-4 |
| 4138 3031 01 | 10-4 |
| 4138 3032 02 | 10-8 |
| 4138 3032 02 | 13-7 |

| Parts No. | Page No. |
|--------------|----------|
| 4138 3071 02 | 9-14 |
| 4138 3072 01 | 9-13 |
| 4138 3092 01 | 11-12 |
| 4138 3205 01 | 12-2 |
| 4138 3232 02 | 13-2 |
| 4138 3236 02 | 13-3 |
| 4138 3237 01 | 13-4 |
| 4138 3241 01 | 13-23 |
| 4138 3244 01 | 13-12 |
| 4138 3252 01 | 12-7 |
| 4138 3253 01 | 12-8 |
| 4138 3254 01 | 10-6 |
| 4138 3254 01 | 13-19 |
| 4138 3255 01 | 12-11 |
| 4138 3510 01 | 13-9 |
| 4138 3521 02 | 14-23 |
| 4138 3522 03 | 14-25 |
| 4138 3523 01 | 14-11 |
| 4138 3524 01 | 14-19 |
| 4138 3525 02 | 14-20 |
| 4138 3527 02 | 14-24 |
| 4138 3528 02 | 14-18 |
| 4138 3532 02 | 14-13 |
| 4138 3533 01 | 14-21 |
| 4138 3556 01 | 18-16 |
| 4138 3559 01 | 8-20 |
| 4138 3561 01 | 18-6 |
| 4138 3562 01 | 18-4 |
| 4138 3582 01 | 18-24 |
| 4138 3583 01 | 18-18 |
| 4138 3584 01 | 18-17 |
| 4138 5402 01 | 19-12 |
| 4138 5403 01 | 19-3 |
| 4138 5404 01 | 19-4 |
| 4138 5406 01 | 19-8 |
| 4138 5412 02 | 19-7 |
| 4138 5414 01 | 19-2 |
| 4138 6834 01 | 21-10 |
| 4138 6839 01 | 8-3 |
| 4138 6840 01 | 8-2 |

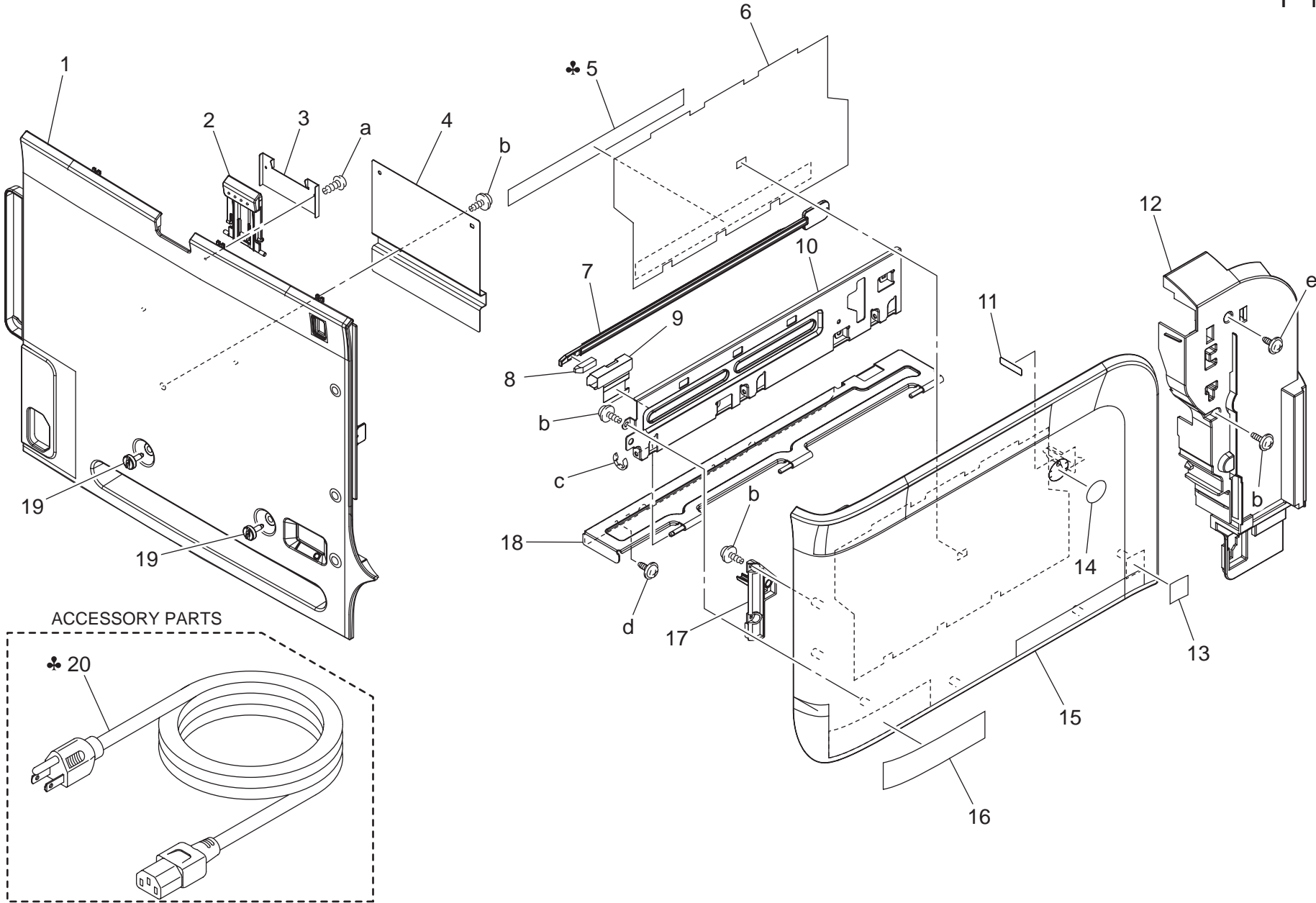
| Parts No. | Page No. |
|--------------|----------|
| 4138 6844 01 | 21-18 |
| 4138 7001 00 | 14-36 |
| 4138 7316 01 | 10-18 |
| 4138 7316 01 | 12-27 |
| 4139 3910 01 | 16-21 |
| 4139 6056 03 | 9-9 |
| 4139 N300 00 | 1-20 |
| 4163 5293 01 | 8-10 |
| 4163 5293 01 | 11-13 |
| 4163 5293 01 | 13-11 |
| 4163 5293 01 | 14-1 |
| 4538 3732 01 | 15-5 |
| 4538 3734 01 | 15-8 |
| 4687 3281 01 | 11-9 |
| 9313 1300 51 | 5-2 |
| 9314 1300 41 | 19-1 |
| 9322 1300 61 | 18-12 |
| 9335 1100 31 | 18-2 |
| 9335 1300 61 | 4-14 |
| 9335 1300 61 | 5-7 |
| 9335 1300 61 | 8-6 |
| 9335 1300 61 | 9-12 |
| 9335 1300 61 | 13-16 |
| 9335 1300 61 | 14-5 |
| 9335 1300 61 | 15-13 |
| 9335 1300 61 | 16-27 |
| 9335 1300 61 | 18-7 |
| 9335 1400 51 | 18-20 |
| 9335 1910 21 | 14-28 |
| 9372 5300 11 | 18-1 |
| 9381 4100 91 | 1-20 |
| 9381 4200 21 | 1-20 |
| 9381 4300 31 | 1-20 |
| 9384 1000 61 | 24-6 |
| 9384 1100 91 | 24-4 |
| 9384 1300 61 | 24-6 |
| 9384 1310 91 | 24-7 |
| 9384 1311 11 | 24-8 |
| 9384 1921 01 | 24-1 |
| 9384 1921 11 | 24-2 |

| Parts No. | Page No. |
|--------------|----------|
| 9384 1921 21 | 24-3 |
| 9384 2910 21 | 24-5 |
| 9455 1076 01 | 15-14 |
| 9455 8076 01 | 14-10 |
| 9J06 M100 00 | 12-25 |
| 9J06 M601 00 | 3-9 |
| 9J06 M601 00 | 18-14 |
| A00F 1008 01 | 3-8 |
| A00F 1011 00 | 3-15 |
| A00F 1012 00 | 3-16 |
| A00F 1013 00 | 4-17 |
| A00F 1020 00 | 3-23 |
| A00F 1021 00 | 3-20 |
| A00F 1022 00 | 3-22 |
| A00F 1023 00 | 3-18 |
| A00F 1024 00 | 8-25 |
| A00F 1080 01 | 8-27 |
| A00F 1081 01 | 8-15 |
| A00F 1082 00 | 8-22 |
| A00F 1083 00 | 8-11 |
| A00F 1084 00 | 3-6 |
| A00F 1103 01 | 4-10 |
| A00F 1117 01 | 3-12 |
| A00F 1118 00 | 3-13 |
| A00F 1120 00 | 5-6 |
| A00F 1121 01 | 5-4 |
| A00F 1130 00 | 17-6 |
| A00F 1131 00 | 17-2 |
| A00F 1132 00 | 17-3 |
| A00F 1133 00 | 2-9 |
| A00F 1134 00 | 4-6 |
| A00F 1136 00 | 9-4 |
| A00F 1137 00 | 9-5 |
| A00F 1138 00 | 9-3 |
| A00F 1138 00 | 15-4 |
| A00F 1140 01 | 17-4 |
| A00F 1141 00 | 17-5 |
| A00F 1145 00 | 3-7 |
| A00F 1302 00 | 4-18 |
| A00F 1308 00 | 3-2 |

| Parts No. | Page No. | Parts No. | Page No. | Parts No. | Page No. | Parts No. | Page No. | Parts No. | Page No. |
|--------------|----------|--------------|----------|--------------|----------|--------------|----------|--------------|----------|
| A00F 1401 01 | 9-2 | A00F 2106 00 | 20-20 | A00F 7001 03 | 15-23 | A00F 7151 02 | 18-5 | A00F 8156 00 | 16-25 |
| A00F 1402 00 | 9-10 | A00F 2139 00 | 20-4 | A00F 7002 03 | 14-3 | A00F 7152 00 | 18-9 | A00F 8157 00 | 16-17 |
| A00F 1403 00 | 3-1 | A00F 2140 00 | 20-8 | A00F 7003 00 | 14-7 | A00F 7153 00 | 18-10 | A00F 8161 01 | 3-4 |
| A00F 1404 00 | 1-4 | A00F 2141 01 | 20-16 | A00F 7004 00 | 15-26 | A00F 7154 00 | 18-3 | A00F 9021 03 | 16-26 |
| A00F 1411 01 | 21-8 | A00F 2142 01 | 20-7 | A00F 7005 00 | 15-17 | A00F 7165 00 | 12-19 | A00F 9401 00 | 1-6 |
| A00F 1413 01 | 21-21 | A00F 2143 00 | 20-9 | A00F 7006 00 | 15-22 | A00F 7166 00 | 12-17 | A00F 9402 00 | 4-15 |
| A00F 1414 02 | 21-5 | A00F 2145 01 | 18-22 | A00F 7007 01 | 15-24 | A00F 7171 00 | 12-24 | A00F 9403 01 | 2-15 |
| A00F 1415 01 | 21-2 | A00F 2147 00 | 18-23 | A00F 7008 01 | 14-4 | A00F 8101 01 | 16-14 | A00F 9404 00 | 10-13 |
| A00F 1416 00 | 21-22 | A00F 3643 00 | 7-22 | A00F 7009 00 | 14-6 | A00F 8102 00 | 15-3 | A00F 9409 00 | 1-16 |
| A00F 1417 00 | 21-1 | A00F 5106 00 | 15-20 | A00F 7011 02 | 14-27 | A00F 8103 00 | 16-22 | A00F 9410 01 | 2-10 |
| A00F 1418 00 | 21-17 | A00F 5601 02 | 13-24 | A00F 7012 01 | 14-26 | A00F 8106 00 | 15-12 | A00F 9413 01 | 2-10 |
| A00F 1419 00 | 21-6 | A00F 5602 01 | 12-9 | A00F 7013 00 | 15-18 | A00F 8111 00 | 16-35 | A00F 9419 00 | 1-16 |
| A00F 1420 00 | 21-19 | A00F 5603 00 | 12-6 | A00F 7014 00 | 15-19 | A00F 8112 00 | 16-37 | A00F 9420 00 | 1-14 |
| A00F 1431 00 | 21-12 | A00F 5604 01 | 13-17 | A00F 7016 01 | 14-17 | A00F 8113 00 | 16-30 | A00F 9421 00 | 1-5 |
| A00F 1432 00 | 8-8 | A00F 5605 00 | 13-18 | A00F 7017 01 | 14-15 | A00F 8114 01 | 16-1 | A00F 9422 00 | 1-5 |
| A00F 1601 03 | 2-18 | A00F 5610 00 | 12-5 | A00F 7018 00 | 14-14 | A00F 8116 00 | 16-36 | A00F 9423 00 | 1-5 |
| A00F 1602 02 | 1-1 | A00F 5611 00 | 12-3 | A00F 7019 00 | 14-32 | A00F 8117 00 | 16-8 | A00F 9424 00 | 1-5 |
| A00F 1603 02 | 2-3 | A00F 5631 00 | 13-1 | A00F 7020 00 | 14-34 | A00F 8118 00 | 16-5 | A00F 9425 00 | 1-5 |
| A00F 1604 03 | 1-15 | A00F 5633 00 | 13-5 | A00F 7021 01 | 14-12 | A00F 8119 00 | 16-6 | A00F H001 0D | 21-4 |
| A00F 1606 05 | 1-12 | A00F 5634 01 | 13-6 | A00F 7022 00 | 14-9 | A00F 8120 00 | 16-34 | A00F H010 04 | 21-20 |
| A00F 1607 01 | 12-1 | A00F 5642 00 | 13-13 | A00F 7023 00 | 14-33 | A00F 8121 00 | 16-7 | A00F H011 03 | 21-20 |
| A00F 1610 02 | 2-4 | A00F 5651 01 | 12-12 | A00F 7024 00 | 15-21 | A00F 8123 00 | 16-13 | A00F M200 00 | 16-3 |
| A00F 1611 01 | 2-1 | A00F 6201 01 | 10-17 | A00F 7025 00 | 14-16 | A00F 8124 00 | 15-11 | A00F M400 00 | 9-1 |
| A00F 1612 03 | 2-19 | A00F 6202 02 | 10-12 | A00F 7026 00 | 14-22 | A00F 8128 00 | 16-4 | A00F M401 00 | 9-1 |
| A00F 1613 00 | 2-14 | A00F 6203 01 | 10-11 | A00F 7027 00 | 15-16 | A00F 8129 00 | 16-12 | A00F M710 00 | 2-13 |
| A00F 1614 01 | 2-2 | A00F 6205 01 | 3-24 | A00F 7028 00 | 15-25 | A00F 8130 00 | 16-2 | A00F M711 00 | 2-13 |
| A00F 1615 01 | 1-2 | A00F 6206 01 | 10-10 | A00F 7029 00 | 15-15 | A00F 8131 00 | 16-33 | A00F N101 01 | 22-2 |
| A00F 1616 00 | 1-9 | A00F 6211 00 | 10-19 | A00F 7030 00 | 15-28 | A00F 8132 00 | 16-10 | A00F N102 01 | 3-25 |
| A00F 1617 00 | 1-3 | A00F 6214 02 | 10-16 | A00F 7031 00 | 8-21 | A00F 8133 00 | 16-9 | A00F N108 01 | 22-1 |
| A00F 1618 03 | 1-18 | A00F 6221 01 | 11-6 | A00F 7102 01 | 12-18 | A00F 8141 02 | 15-7 | A00F N10B 01 | 23-2 |
| A00F 1620 02 | 2-6 | A00F 6222 01 | 11-2 | A00F 7105 00 | 12-26 | A00F 8142 01 | 16-29 | A00F N10C 02 | 14-31 |
| A00F 1621 01 | 2-8 | A00F 6223 01 | 11-1 | A00F 7106 00 | 12-14 | A00F 8143 04 | 16-15 | A00F N10D 00 | 18-8 |
| A00F 1622 01 | 2-5 | A00F 6225 00 | 11-20 | A00F 7107 00 | 12-21 | A00F 8144 01 | 16-23 | A00F N10E 00 | 8-16 |
| A00F 1623 00 | 21-7 | A00F 6226 00 | 11-7 | A00F 7111 00 | 12-15 | A00F 8145 00 | 16-31 | A00F N10F 02 | 23-3 |
| A00F 1624 00 | 3-5 | A00F 6227 00 | 11-11 | A00F 7113 00 | 12-13 | A00F 8147 01 | 16-19 | A00F N10H 01 | 21-15 |
| A00F 1625 00 | 2-11 | A00F 6228 00 | 11-5 | A00F 7116 01 | 13-10 | A00F 8151 00 | 15-10 | A00F N10J 02 | 23-1 |
| A00F 1626 00 | 2-7 | A00F 6241 01 | 11-10 | A00F 7117 00 | 13-25 | A00F 8152 01 | 15-9 | A00F N10K 00 | 9-11 |
| A00F 1630 02 | 1-10 | A00F 6242 00 | 11-14 | A00F 7120 00 | 14-2 | A00F 8153 00 | 16-16 | A00F N10N 01 | 13-22 |
| A00F 1640 00 | 2-16 | A00F 6243 00 | 11-16 | A00F 7121 01 | 15-6 | A00F 8154 01 | 16-20 | A00F N10T 02 | 22-3 |
| A00F 1641 01 | 2-12 | A00F 6281 01 | 10-9 | A00F 7123 01 | 15-2 | A00F 8155 01 | 16-18 | A00F N10U 00 | 21-3 |

| Parts No. | Page No. | Parts No. | Page No. | Parts No. | Page No. |
|--------------|----------|--------------|----------|--------------|----------|
| A00F N112 02 | 16-28 | A011 2121 00 | 19-5 | A011 A110 00 | 6-8 |
| A00F N113 01 | 22-4 | A011 2122 00 | 19-6 | A011 A120 00 | 6-1 |
| A00F N114 03 | 12-20 | A011 2123 01 | 19-9 | A011 A360 01 | 6-2 |
| A00F N115 01 | 12-22 | A011 2129 00 | 19-10 | A011 A361 00 | 7-3 |
| A00F N116 00 | 12-20 | A011 3600 00 | 19-16 | A011 M100 00 | 20-2 |
| A00F N119 01 | 14-35 | A011 3601 00 | 19-14 | A011 M104 00 | 3-3 |
| A00F N11A 00 | 12-22 | A011 3602 00 | 19-20 | A011 M200 00 | 14-30 |
| A00F N120 02 | 2-17 | A011 3603 00 | 7-5 | A011 M200 00 | 20-5 |
| A00F N121 02 | 9-8 | A011 3604 00 | 7-17 | A011 M402 12 | 21-11 |
| A00F R700 00 | 20-24 | A011 3606 00 | 7-19 | A011 M403 01 | 21-16 |
| A00F R701 00 | 20-15 | A011 3607 00 | 7-20 | A011 M500 00 | 8-18 |
| A00F R702 00 | 18-11 | A011 3608 00 | 6-10 | A011 M700 01 | 21-24 |
| A00F R703 00 | 12-28 | A011 3609 00 | 19-18 | A011 N100 00 | 21-23 |
| A00F R704 00 | 10-1 | A011 3610 00 | 19-19 | A011 N10G 00 | 4-11 |
| A00F R705 00 | 9-6 | A011 3611 00 | 7-15 | A011 N10P 00 | 5-20 |
| A00F R706 00 | 5-5 | A011 3616 00 | 6-3 | A011 N10Q 00 | 8-1 |
| A00F R707 00 | 16-32 | A011 3618 00 | 7-4 | A011 N10W 00 | 5-21 |
| A00F R708 00 | 12-28 | A011 3621 00 | 7-9 | A011 N10X 00 | 5-22 |
| A00F R901 00 | 11-19 | A011 3622 01 | 7-1 | A011 N10Y 00 | 5-23 |
| A00J 8995 00 | 16-24 | A011 3626 00 | 7-2 | A011 N110 00 | 4-5 |
| A011 1035 00 | 20-21 | A011 3627 00 | 7-12 | A011 R701 00 | 19-21 |
| A011 1101 01 | 4-7 | A011 3628 00 | 7-16 | A011 R704 00 | 19-13 |
| A011 1102 01 | 4-8 | A011 3629 00 | 7-14 | A011 R707 00 | 7-23 |
| A011 1106 00 | 6-7 | A011 3631 00 | 7-13 | A011 R715 00 | 13-21 |
| A011 1107 00 | 6-5 | A011 3632 00 | 19-17 | A011 R716 00 | 10-2 |
| A011 1108 00 | 18-21 | A011 3633 00 | 7-11 | A02E M100 00 | 20-1 |
| A011 1109 00 | 6-6 | A011 3634 00 | 7-10 | A06X 001 | 17-1 |
| A011 1113 00 | 9-16 | A011 3639 00 | 19-15 | A06X 010 | 6-11 |
| A011 1114 00 | 18-19 | A011 3642 01 | 7-8 | A06X 011 | 8-28 |
| A011 1116 02 | 4-9 | A011 3646 00 | 6-4 | A06X 014 | 15-29 |
| A011 1303 01 | 9-19 | A011 3648 00 | 7-18 | A06X 015 | 17-1 |
| A011 1304 01 | 4-3 | A011 4600 01 | 5-11 | A06X 0Y0 | 6-11 |
| A011 1305 00 | 4-1 | A011 4601 00 | 5-14 | A06X 0Y1 | 8-28 |
| A011 1310 00 | 4-2 | A011 4602 00 | 5-19 | A06X 0Y4 | 15-29 |
| A011 1315 00 | 21-13 | A011 4603 00 | 5-15 | A06X 0Y5 | 17-1 |
| A011 1361 00 | 21-9 | A011 4604 00 | 5-13 | V818 6000 15 | 12-23 |
| A011 1635 00 | 1-11 | A011 7001 00 | 14-29 | | |
| A011 1901 00 | 1-7 | A011 7003 00 | 8-19 | | |
| A011 2113 00 | 20-10 | A011 7006 00 | 8-17 | | |
| A011 2114 00 | 20-6 | A011 9462 00 | 1-13 | | |

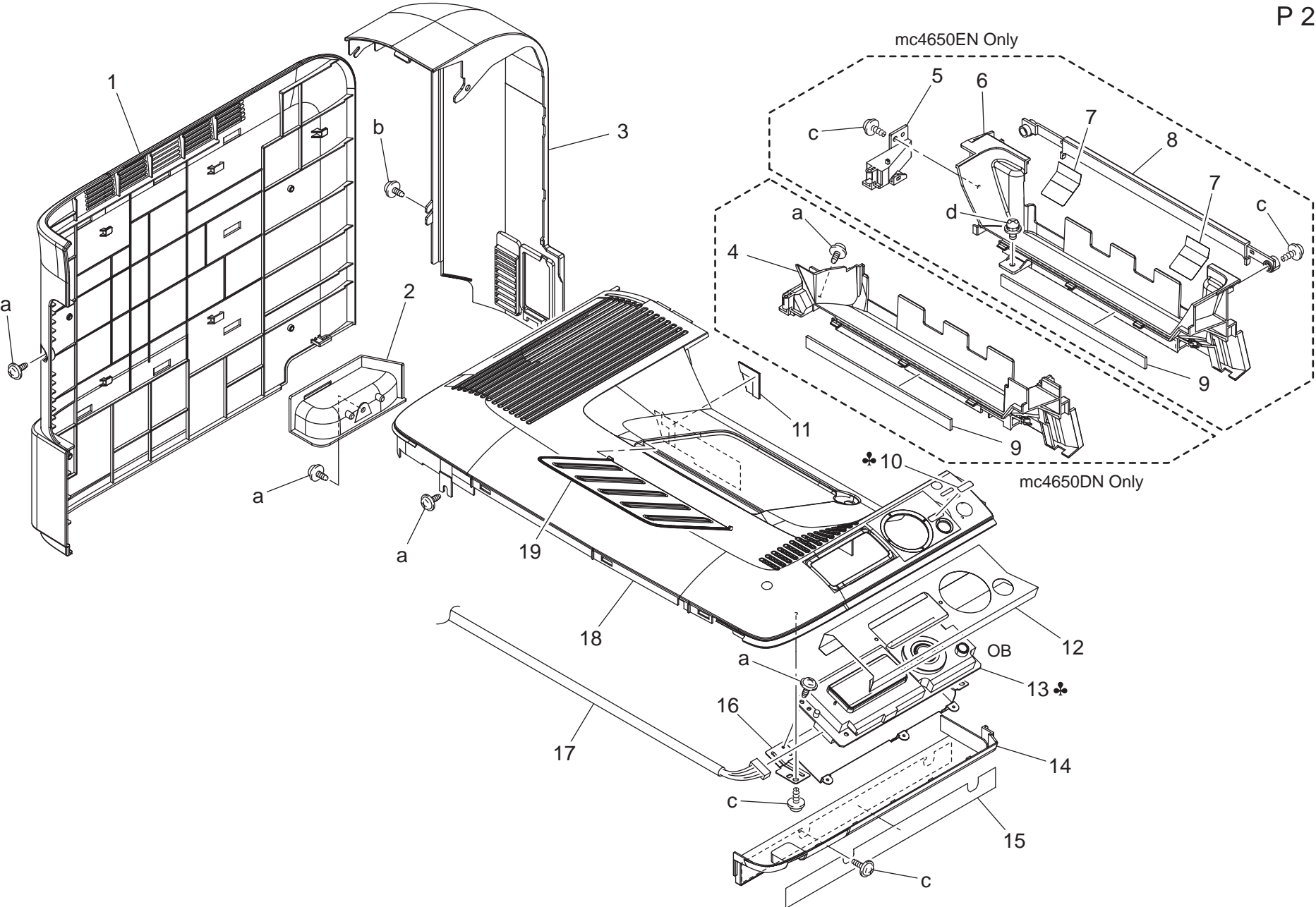
EXTERNAL PARTS



EXTERNAL PARTS

| Key | Part No. | Description | Destinations | Class | QTY | Standard parts |
|-----|--------------|---------------------------|-------------------|------------|-----|--|
| 1 | A00F 1602 02 | Left cover | | C | 1 | a-V167 1704 04 b-V153 0308 03 c-V217 0300 01 d-V137 0306 03 e-4154 3804 01 |
| 2 | A00F 1615 01 | Tray | | C | 1 | |
| 3 | A00F 1617 00 | Bracket | | D | 1 | |
| 4 | A00F 1404 00 | Shield | | D | 1 | |
| 5 | A00F 9421 00 | Label Consumables Reorder | A,A1 | C | 1 | |
| 5 | A00F 9422 00 | Label Consumables Reorder | B,H | C | 1 | |
| 5 | A00F 9423 00 | Label Consumables Reorder | C | C | 1 | |
| 5 | A00F 9424 00 | Label Consumables Reorder | D1,D3,K | C | 1 | |
| 5 | A00F 9425 00 | Label Consumables Reorder | J | C | 1 | |
| 6 | A00F 9401 00 | Label I/U Set | | C | 1 | |
| 7 | A011 1901 00 | CLANING MATERIAL | 清掃具 | D | 1 | |
| 8 | 4138 2018 02 | CLEANING PAD | クリーニングパッド | S | 1 | |
| 9 | A00F 1616 00 | Protection | 保護材 | C | 1 | |
| 10 | A00F 1630 02 | Reinforce plate | 補強板 (前ヒンジ) | D | 1 | |
| 11 | A011 1635 00 | SEAL | シール (遮光) | C | 1 | |
| 12 | A00F 1606 05 | Cover | カバー (2次・前) | C | 1 | |
| 13 | A011 9462 00 | Label Emperon | ラベル Emperon | D | 1 | |
| 14 | A00F 9420 00 | Label Logo Mark | ロゴプレート | C | 1 | |
| 15 | A00F 1604 03 | Front cover | 前カバー | C | 1 | |
| 16 | A00F 9409 00 | Label mc4650EN | ラベル mc 4 6 5 0 EN | {mc4650EN} | C | |
| 16 | A00F 9419 00 | Label mc4650DN | ラベル mc 4 6 5 0 DN | {mc4650DN} | C | 1 |
| 17 | 4138 1034 02 | LEVER | レバー | C | 1 | |
| 18 | A00F 1618 03 | Hinge | ヒンジ (前カバー) | D | 1 | |
| 19 | 4138 1032 01 | SHOULDER SCREW | 段ねじ | D | 2 | |
| 20 | 4139 N300 00 | POWER CORD | プラグ付電源コード | C | D | 1 |
| 20 | 4138 0771 01 | POWER CORD | 電源コード | A,A1 | D | 1 |
| 20 | 9381 4100 91 | POWER CORD | プラグ付電源コード | B,H | D | 1 |
| 20 | 9381 4200 21 | POWER CORD | プラグ付電源コード | D1,D3,K | D | 1 |
| 20 | 9381 4300 31 | POWER CORD | プラグ付電源コード | J | D | 1 |
| | | | | | | |
| | | | | | | |
| | | | | | | |
| | | | | | | |
| | | | | | | |
| | | | | | | |

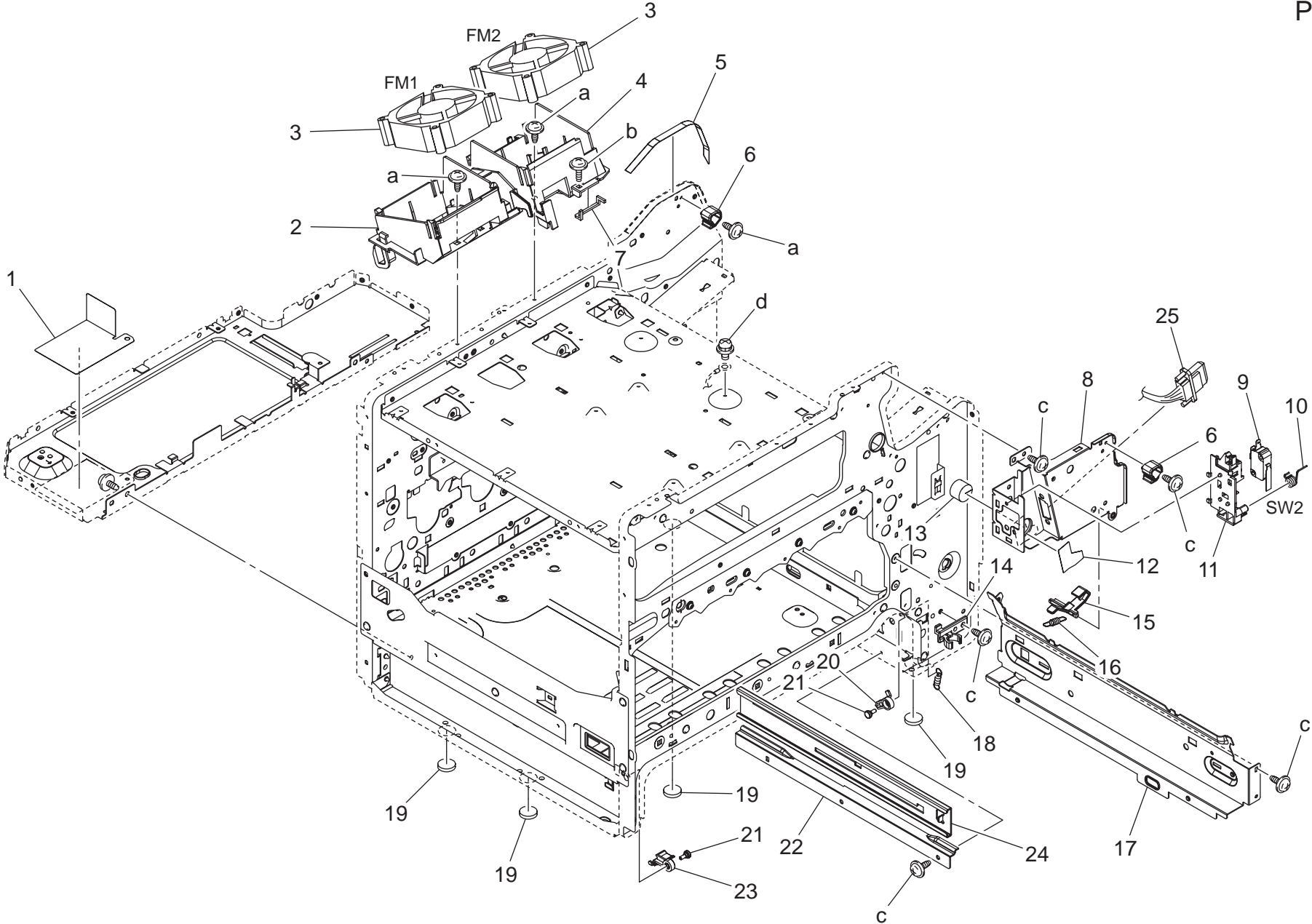
EXTERNAL PARTS



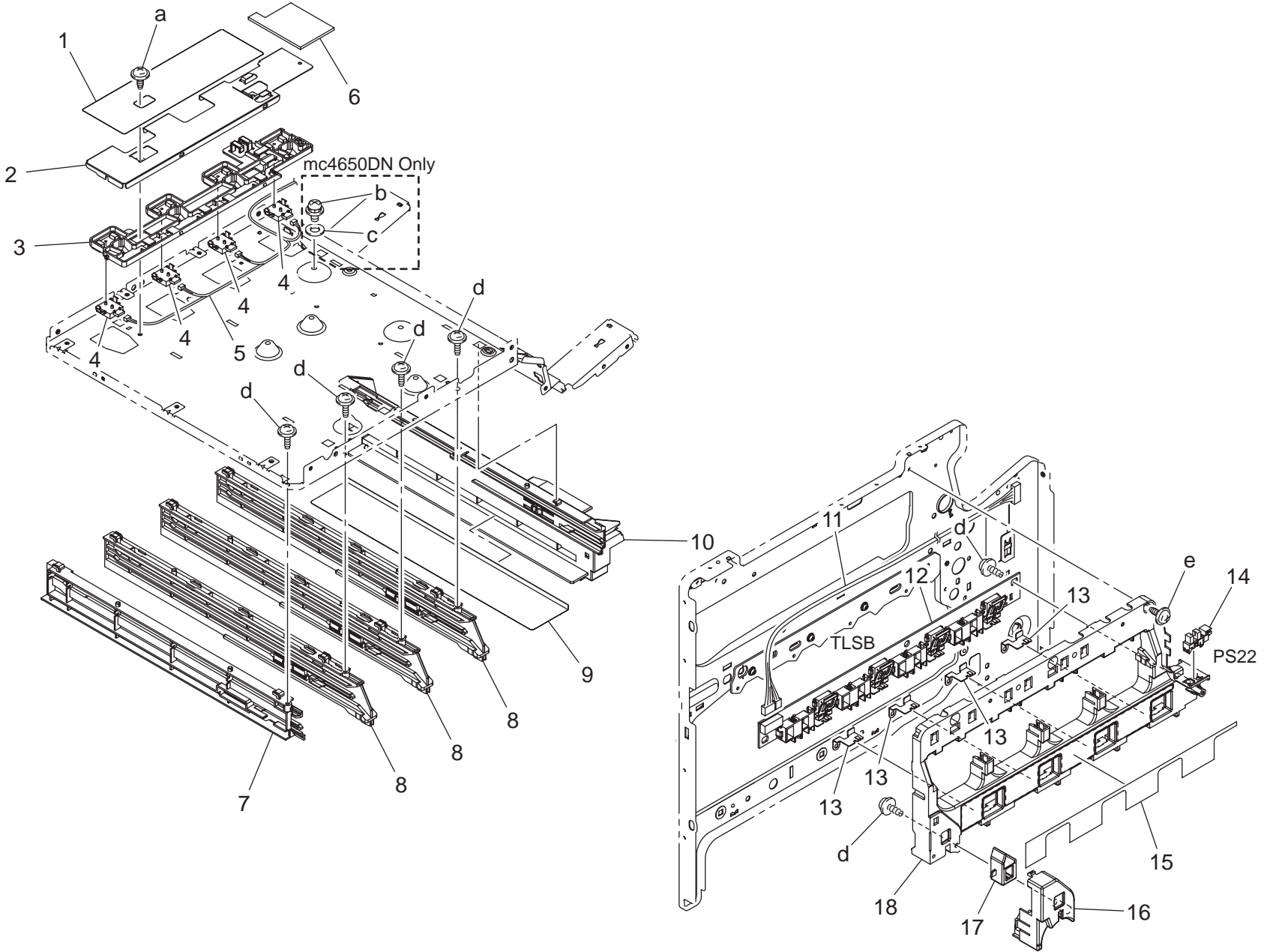
EXTERNAL PARTS

| Key | Part No. | Description | Destinations | Class | QTY | Standard parts |
|-----|--------------|--------------------|----------------------------------|-------|-----|--|
| 1 | A00F 1611 01 | Rear cover | | C | 1 | a-V137 0308 03 b-V137 0306 03 c-V153 0308 03 d-V116 0308 03 |
| 2 | A00F 1614 01 | Handle | | C | 1 | |
| 3 | A00F 1603 02 | Rear cover | | C | 1 | |
| 4 | A00F 1610 02 | Paper exit Cover | | C | 1 | |
| 5 | A00F 1622 01 | Holder | {mc4650DN} {mc4650EN} | D | 1 | |
| 6 | A00F 1620 02 | Paper exit Cover | {mc4650EN} | C | 1 | |
| 7 | A00F 1626 00 | Guide | {mc4650EN} | C | 2 | |
| 8 | A00F 1621 01 | Cover | {mc4650EN} | C | 1 | |
| 9 | A00F 1133 00 | Seal | | C | 1 | |
| 10 | A00F 9410 01 | Label Cancel | ラベル キャンセル A,A1 | C | 1 | |
| 10 | A00F 9413 01 | Label Cancel | ラベル キャンセル B,C,D1,D3,H,J,K | C | 1 | |
| 11 | A00F 1625 00 | Seal | | C | 1 | |
| 12 | A00F 1641 01 | Insulating member | 絶縁材 | C | 1 | |
| 13 | A00F M710 00 | Panel assembly | 操作パネル A S S Y B,C,D1,D3,H,J,K | I | 1 | |
| 13 | A00F M711 00 | Panel assembly | 操作パネル A S S Y A,A1 | I | 1 | |
| 14 | A00F 1613 00 | Cover | カバー (パネル下) | C | 1 | |
| 15 | A00F 9403 01 | Label T/C Position | ラベル T / C 挿入目標 | C | 1 | |
| 16 | A00F 1640 00 | Bracket | 取付板 (パネル) | D | 1 | |
| 17 | A00F N120 02 | Operation Wiring | 操作束線 | D | 1 | |
| 18 | A00F 1601 03 | Top cover | 上カバー | C | 1 | |
| 19 | A00F 1612 03 | Tray | トレイ (エクステンション) | C | 1 | |
| | | | | | | |
| | | | | | | |
| | | | | | | |
| | | | | | | |
| | | | | | | |
| | | | | | | |
| | | | | | | |
| | | | | | | |
| | | | | | | |

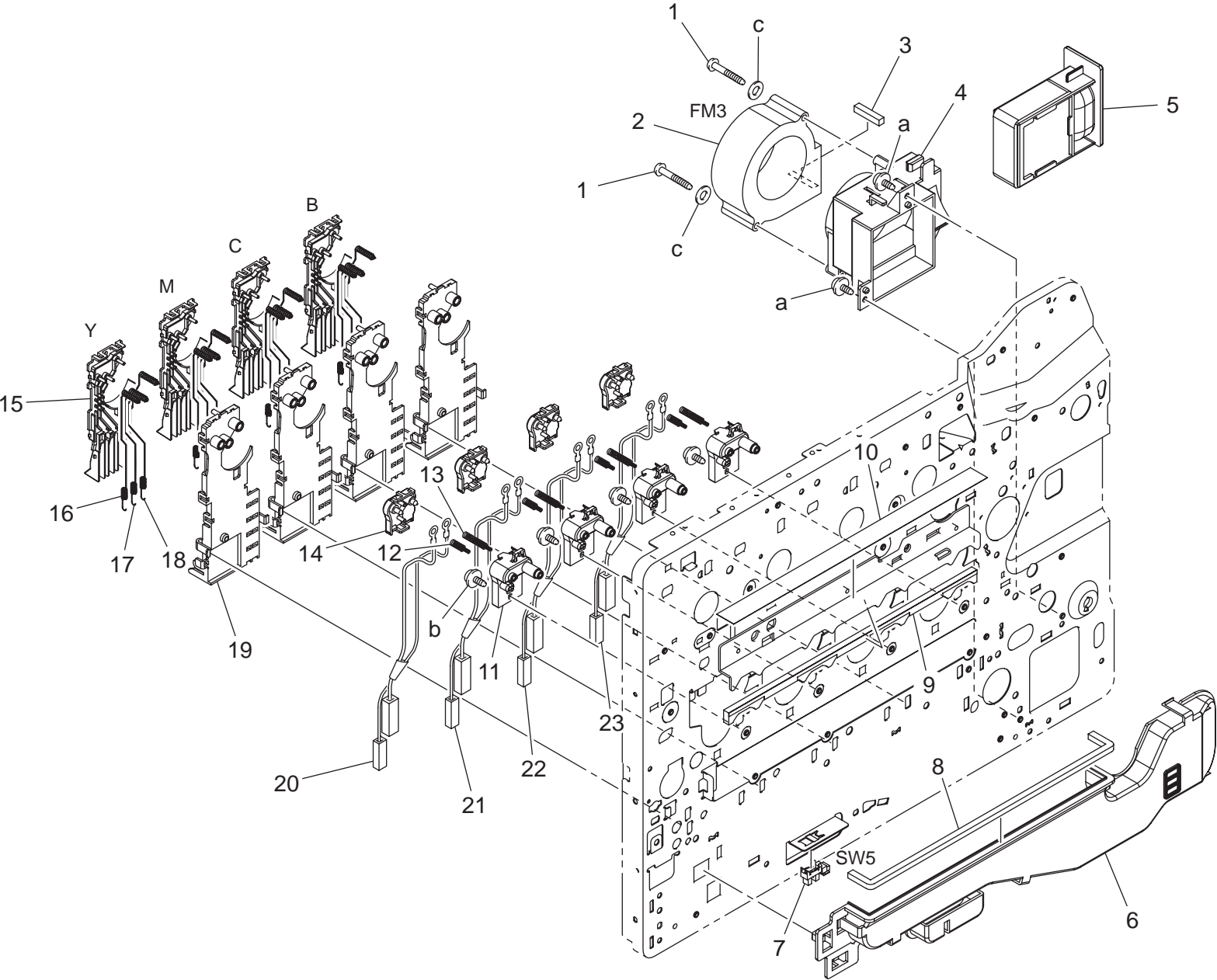
MAIN FRAME SECTION



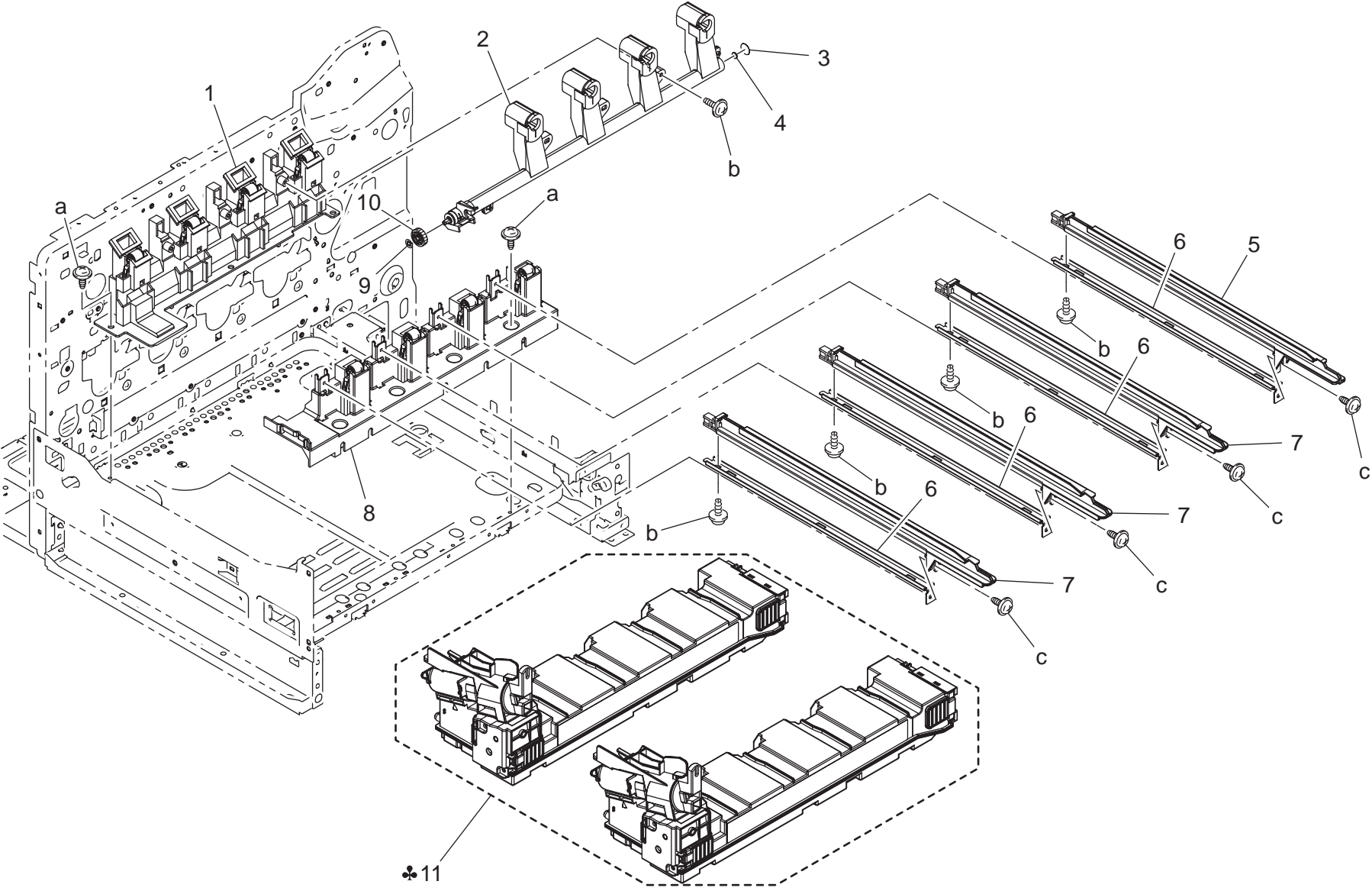
T/C RAIL SECTION



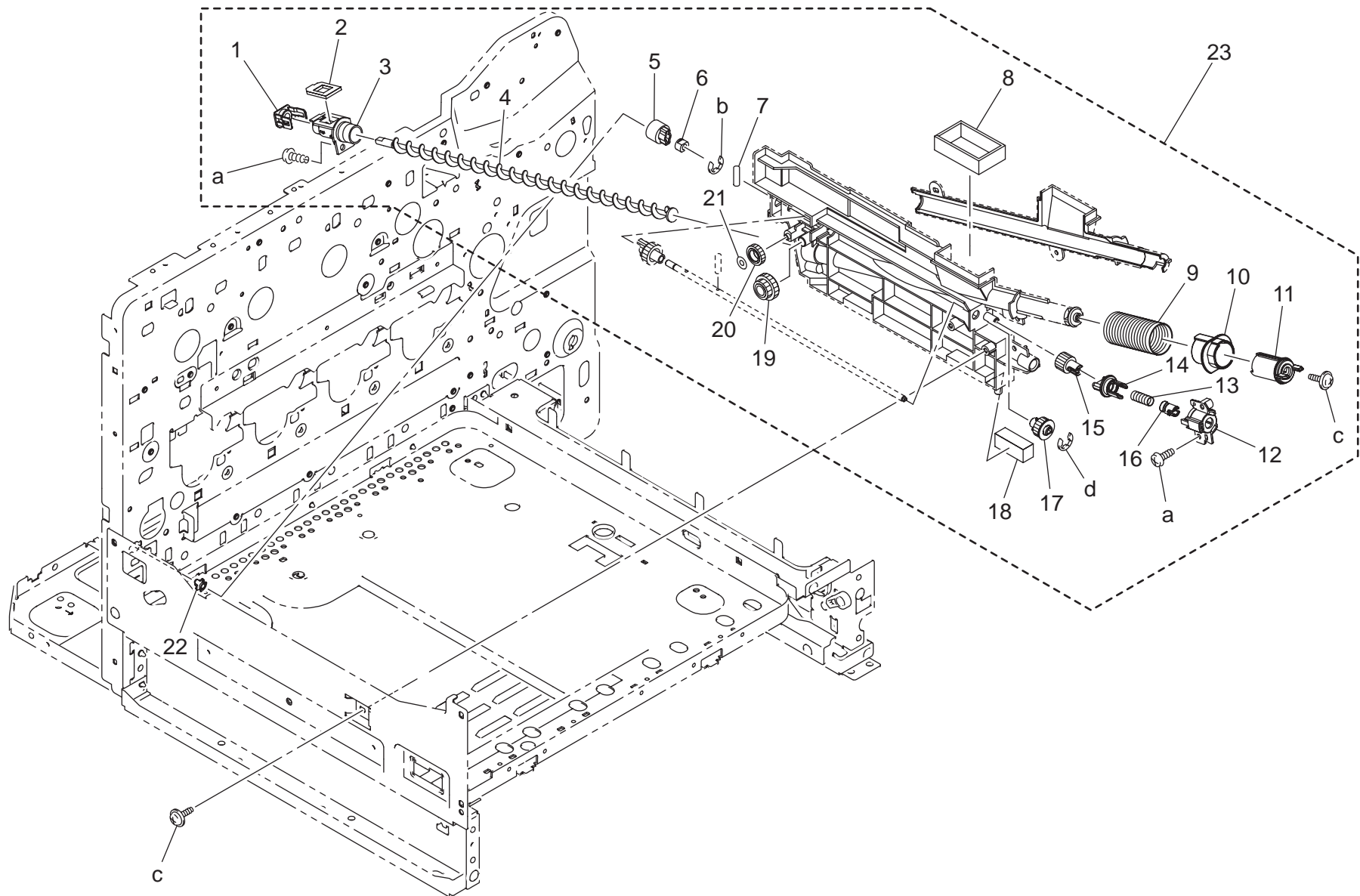
I/U CONTACT SECTION



I/U RAIL SECTION



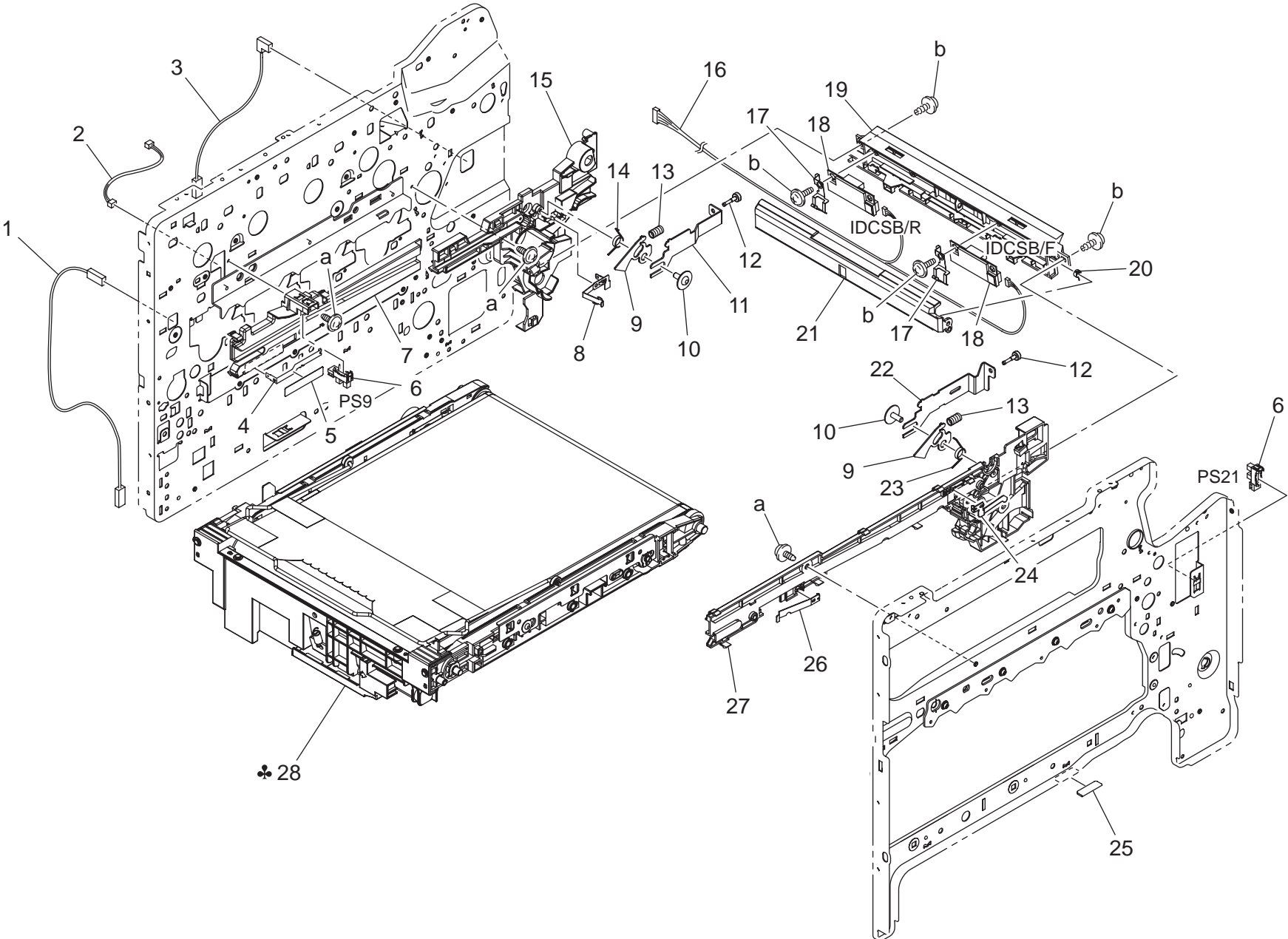
WASTE TONER TRANSPORT SECTION



WASTE TONER TRANSPORT SECTION

| Key | Part No. | Description | Destinations | Class | QTY | Standard parts |
|-----|--------------|-----------------------------|--------------------|-------|-----|--|
| 1 | A011 3622 01 | COVER | | C | 1 | a-V145 0308 03 b-V217 0300 01 c-V153 0308 03 d-V217 0200 01 |
| 2 | A011 3626 00 | SEAL | 蓋 (汲み上げ搬送管) | C | 1 | |
| 3 | A011 A361 00 | BUSHING ASSY | シール (水平搬送) | C | 1 | |
| 4 | A011 3618 00 | SCREW | 軸受 ASSY (汲み上げ搬送) | C | 1 | |
| 5 | A011 3603 00 | GEAR 16T | 搬送羽根 (汲み上げ) | D | 1 | |
| 6 | 4004 5339 01 | BUSHING | ギヤ 16 T | C | 1 | |
| 7 | 1067 2501 01 | PIN | 軸受 | C | 1 | |
| 8 | A011 3642 01 | SEAL | ヒ°ン | C | 1 | |
| 9 | A011 3621 00 | PRESSURE SPRING | シール (中転シャッター) | C | 1 | |
| 10 | A011 3634 00 | SHUTTER | 圧縮コイルばね (廃トナー BOX) | C | 1 | |
| 11 | A011 3633 00 | SHUTTER | シャッター (2) | D | 1 | |
| 12 | A011 3627 00 | HOLDER | シャッター | D | 1 | |
| 13 | A011 3631 00 | PRESSURE SPRING | ホルダ (カップリング) | D | 1 | |
| 14 | A011 3629 00 | JOINT | 圧縮コイルばね (カップリング) | C | 1 | |
| 15 | A011 3611 00 | GEAR 14T | ジョイント | C | 1 | |
| 16 | A011 3628 00 | COUPLING | ギヤ 14 T | C | 1 | |
| 17 | A011 3604 00 | GEAR 16T | カップリング | C | 1 | |
| 18 | A011 3648 00 | MEMBER | ギヤ 16 T | C | 1 | |
| 19 | A011 3606 00 | GEAR 16/20T | 押え材 | C | 1 | |
| 20 | A011 3607 00 | GEAR 17T | ギヤ 16 / 20 T | C | 1 | |
| 21 | 1372 2808 02 | STOP RING | ギヤ 17 T | C | 1 | |
| 22 | A00F 3643 00 | Bushing | 止め輪 (CS 形止め輪) | C | 1 | |
| 23 | A011 R707 00 | WASTE TONER DRAWING UP ASSY | すべり軸受 | C | 1 | |
| | | | 廃トナー汲み上げ ASSY | C | 1 | |
| | | | | | | |
| | | | | | | |
| | | | | | | |
| | | | | | | |
| | | | | | | |
| | | | | | | |
| | | | | | | |
| | | | | | | |

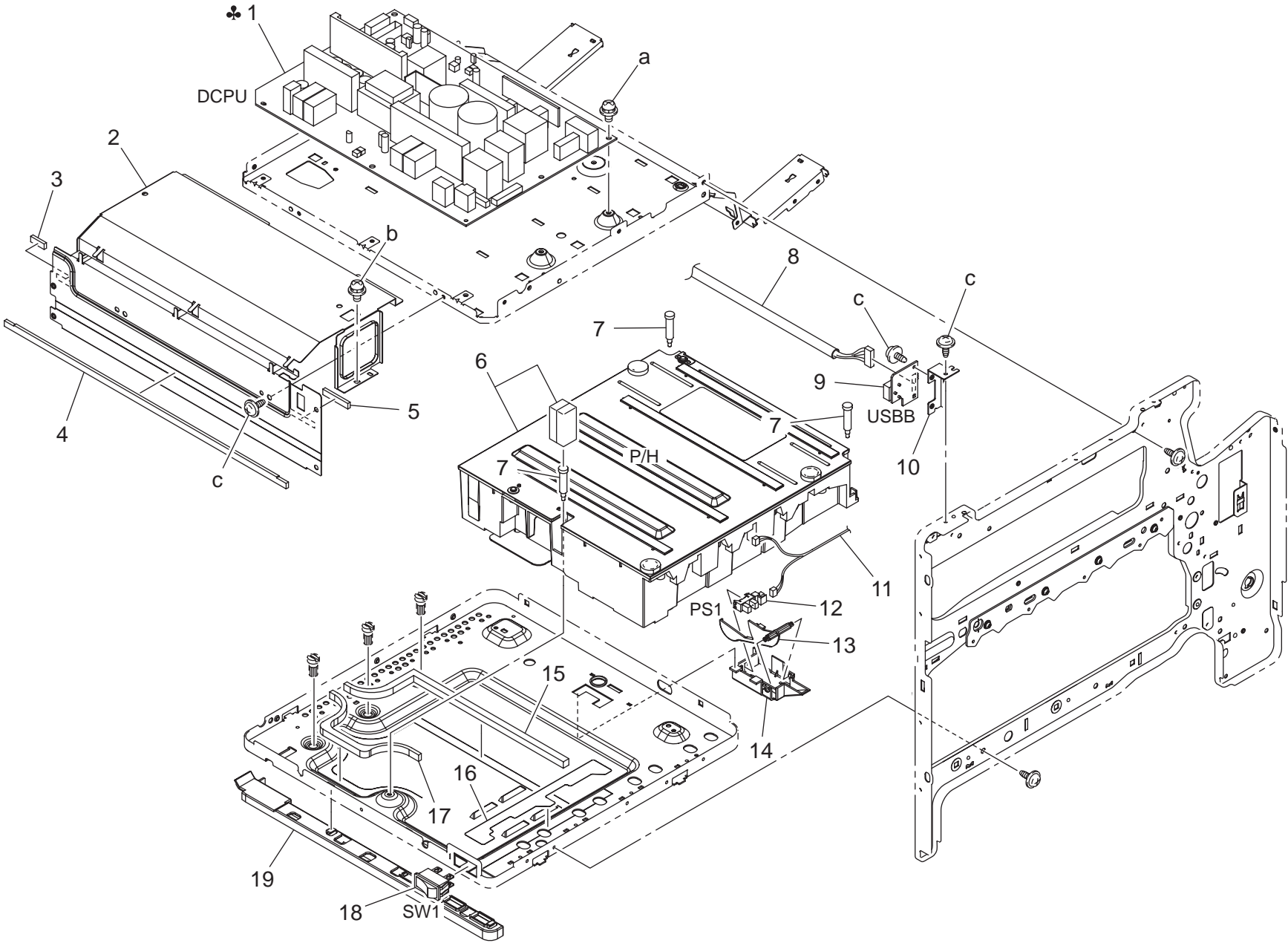
TRANSFER BELT UNIT



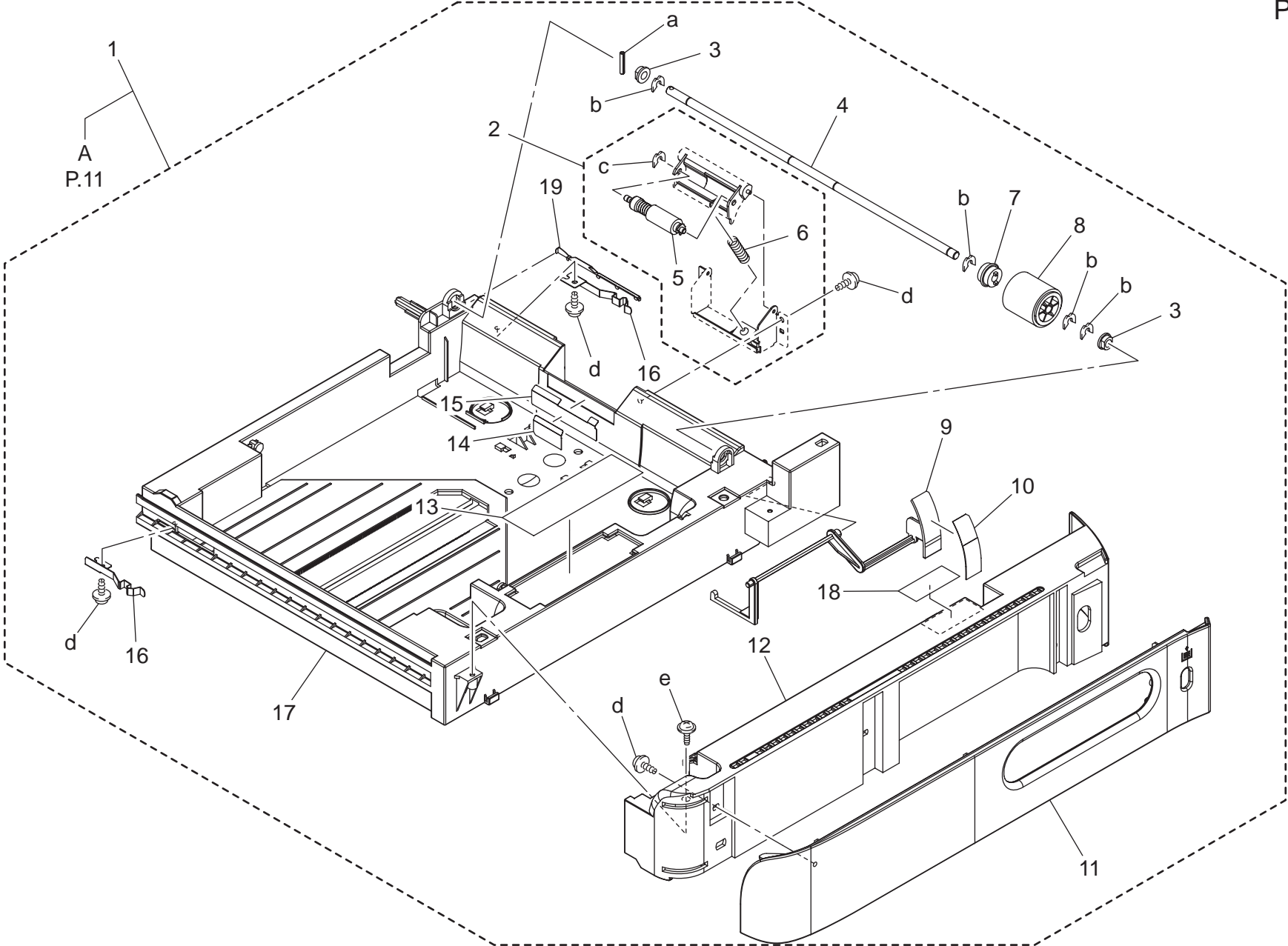
TRANSFER BELT UNIT

| Key | Part No. | Description | Destinations | Class | QTY | Standard parts |
|-----|--------------|-----------------------|------------------|-------|-----|----------------------------------|
| 1 | A011 N10Q 00 | WIRE HARNESS ASSY | | D | 1 | a-V137 0306 03 b-V153 0308 03 |
| 2 | 4138 6840 01 | WIRE HARNESS ASSY | | D | 1 | |
| 3 | 4138 6839 01 | WIRE HARNESS ASSY | | D | 1 | |
| 4 | 4138 2217 01 | CONTACT | | D | 1 | |
| 5 | 4138 2113 01 | GUIDE PLATE | | D | 1 | |
| 6 | 9335 1300 61 | PHOTO INTERRUPTER | | B | 2 | |
| 7 | 4138 2019 02 | RAIL | | D | 1 | |
| 8 | A00F 1432 00 | Contact | | C | 1 | |
| 9 | 4138 2022 02 | STOP PLATE | | D | 2 | |
| 10 | 4163 5293 01 | SCREW | | C | 2 | |
| 11 | A00F 1083 00 | Guide plate | | D | 1 | |
| 12 | 4138 2098 01 | SCREW | | D | 2 | |
| 13 | 4138 2094 01 | PRESSURE SPRING | | C | 2 | |
| 14 | 4138 2096 01 | TORSION SPRING | | C | 1 | |
| 15 | A00F 1081 01 | Rail | | D | 1 | |
| 16 | A00F N10E 00 | Sensor Wiring /2 | | D | 1 | |
| 17 | A011 7006 00 | EARTH GROUND | | D | 2 | |
| 18 | A011 M500 00 | PHOTO SENSING ELEMENT | | B | 2 | |
| 19 | A011 7003 00 | GUIDE | | D | 1 | |
| 20 | 4138 3559 01 | TORSION SPRING | | C | 1 | |
| 21 | A00F 7031 00 | Cover | | D | 1 | |
| 22 | A00F 1082 00 | Guide plate | | D | 1 | |
| 23 | 4138 2095 02 | TORSION SPRING | | C | 1 | |
| 24 | 4138 2035 01 | CONTACT | | D | 1 | |
| 25 | A00F 1024 00 | Guide | | C | 1 | |
| 26 | 4138 2099 01 | PLATE SPRING | | D | 1 | |
| 27 | A00F 1080 01 | Rail | | D | 1 | |
| 28 | A06X 0Y1 | TRANSFER BELT UNIT | A,A1,C,D1,D3,J,K | A | 1 | |
| 28 | A06X 011 | TRANSFER BELT UNIT | B,H | A | 1 | |
| | | | | | | |
| | | | | | | |
| | | | | | | |
| | | | | | | |
| | | | | | | |
| | | | | | | |

PRINT HEAD SECTION



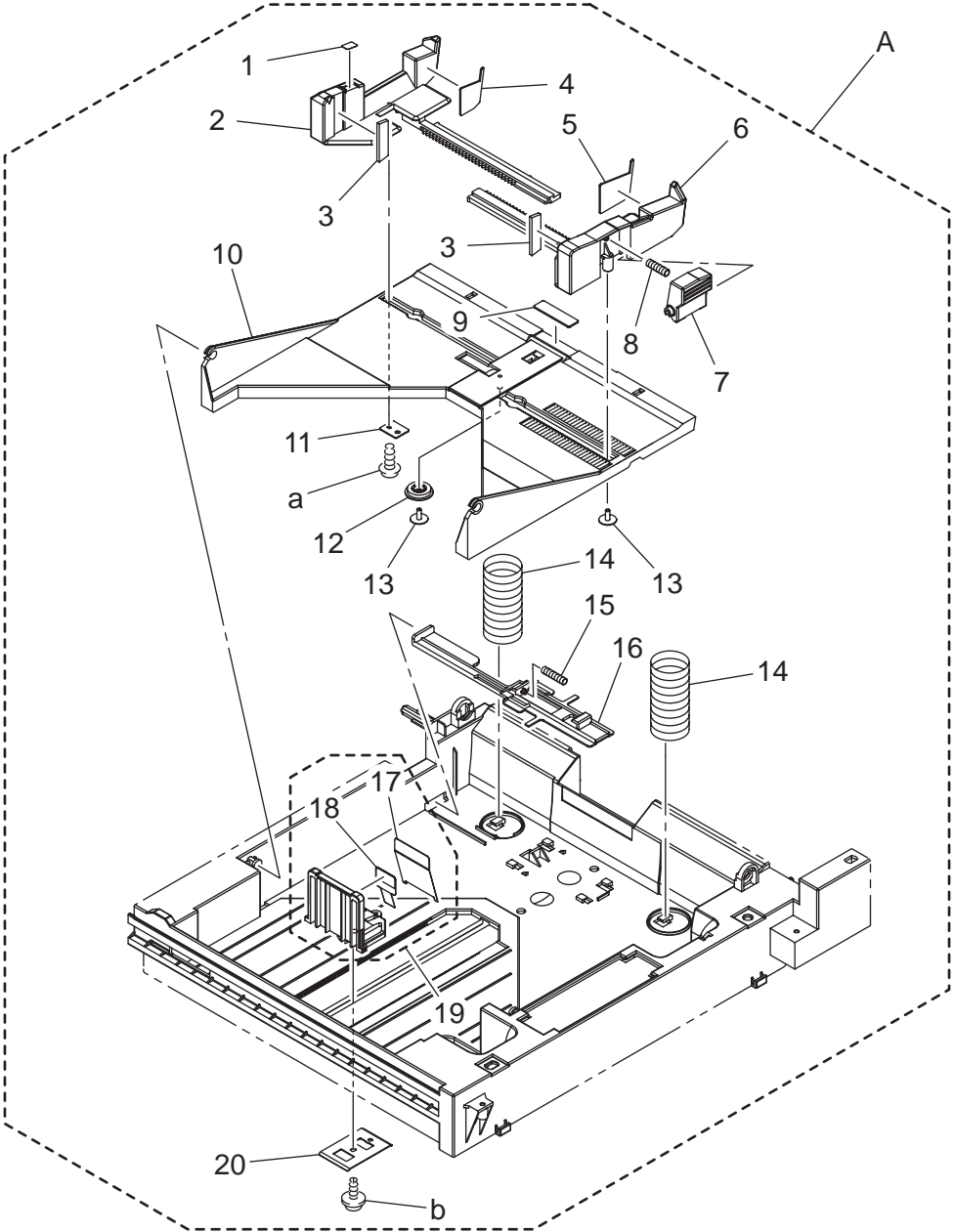
CASSETTE SECTION



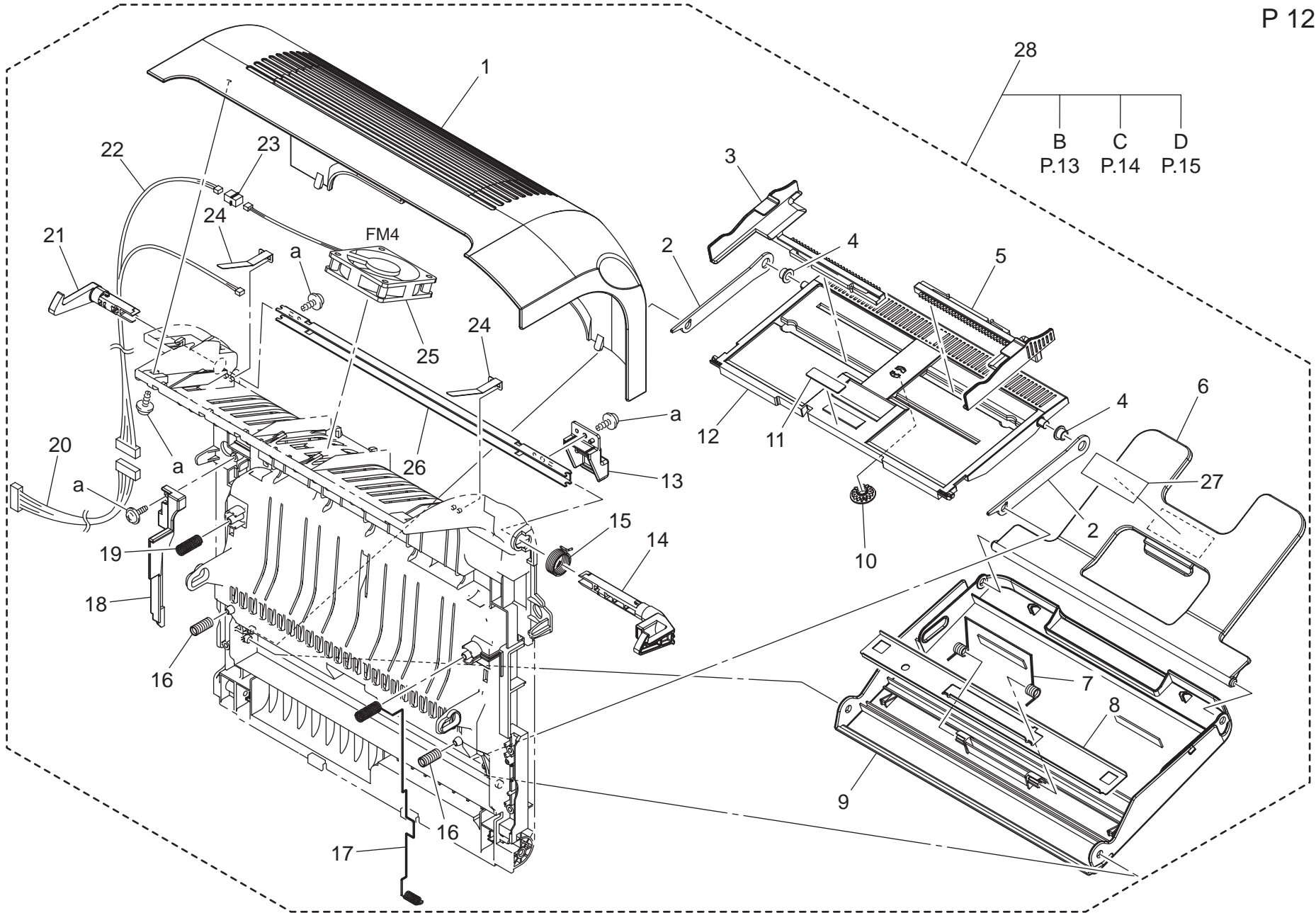
CASSETTE SECTION

| Key | Part No. | Description | Destinations | Class | QTY | Standard parts |
|-----|--------------|------------------------|------------------|-------|-----|--|
| 1 | A00F R704 00 | 250 Sheet Tray Assy | 250枚カセット A s s y | S | 1 | a-V232 3018 50 b-V218 0400 86 c-V218 0300 86 d-V153 0308 03 e-V153 0310 03 |
| 2 | A011 R716 00 | SEPARATION ROLLER ASSY | 分離ローラ A S S Y | C | 1 | |
| 3 | 4131 3003 01 | BUSHING | 軸受 | C | 2 | |
| 4 | 4138 3031 01 | SHAFT | シャフト | D | 1 | |
| 5 | 4034 0151 01 | SEPARATION ROLLER | 分離ローラ | A | 1 | |
| 6 | 4138 3254 01 | PRESSURE SPRING | 圧縮コイルばね | C | 1 | |
| 7 | 4030 3034 01 | CLUTCH | クラッチ | C | 1 | |
| 8 | 4138 3032 02 | ROLLER | ローラ | B | 1 | |
| 9 | A00F 6281 01 | Lever | レバー (残量表示) | C | 1 | |
| 10 | A00F 6206 01 | Label Paper Stack | ラベル 残量 | C | 1 | |
| 11 | A00F 6203 01 | Handle | 取手 | C | 1 | |
| 12 | A00F 6202 02 | Cover | カバー (カセット前) | C | 1 | |
| 13 | A00F 9404 00 | Label Paper Supply | ラベル ペーパー補給 | C | 1 | |
| 14 | 4131 3057 02 | GUIDE | ガイド | C | 1 | |
| 15 | 4131 3056 01 | GUIDE PLATE | ガイド板 | C | 1 | |
| 16 | A00F 6214 02 | Plate Spring | 板ばね | C | 2 | |
| 17 | A00F 6201 01 | Cassette | カセット (本体250枚) | D | 1 | |
| 18 | 4138 7316 01 | LABEL | ラベル | D | 1 | |
| 19 | A00F 6211 00 | Guide | ガイド | D | 1 | |
| | | | | | | |
| | | | | | | |
| | | | | | | |
| | | | | | | |
| | | | | | | |
| | | | | | | |
| | | | | | | |
| | | | | | | |
| | | | | | | |
| | | | | | | |

CASSETTE SECTION



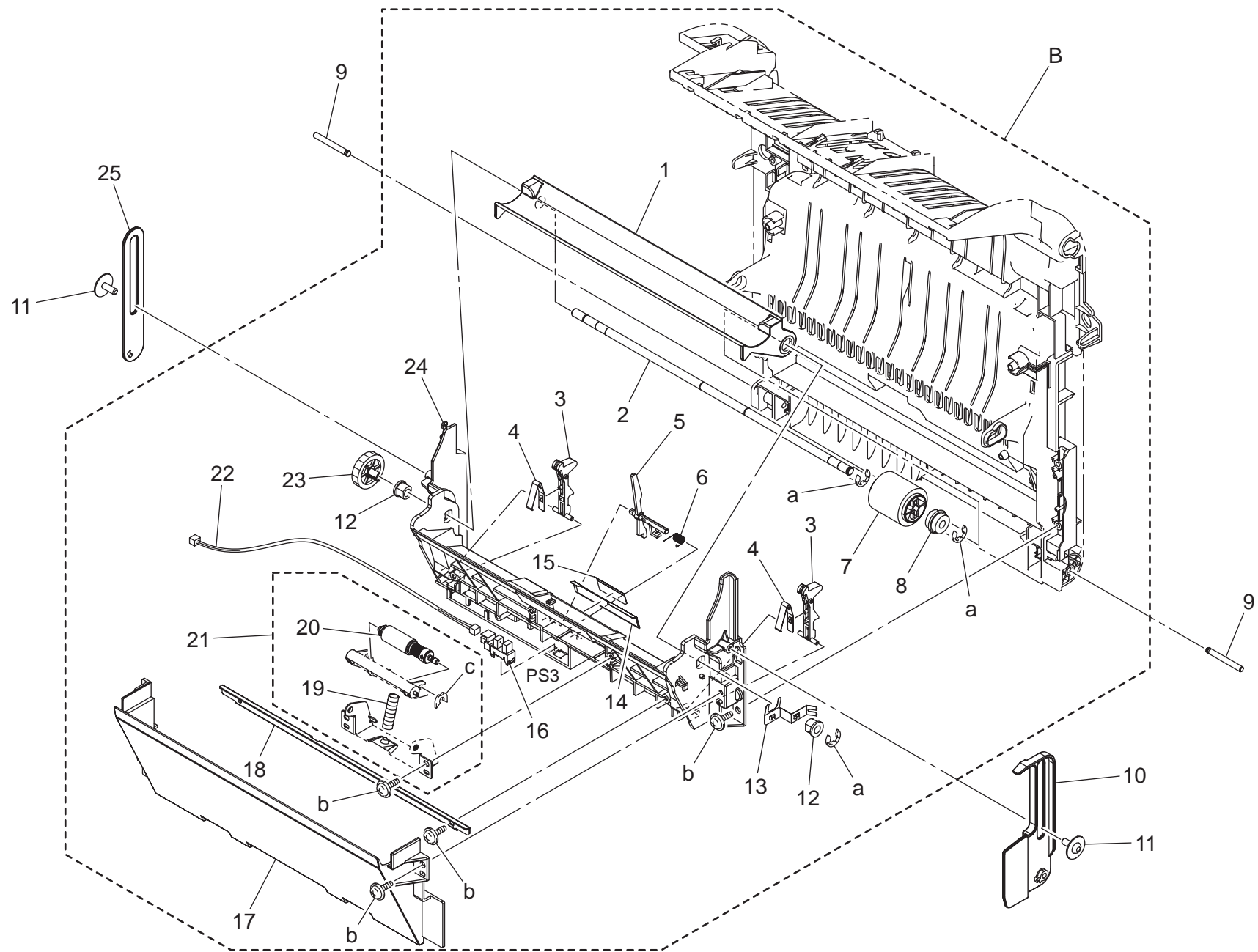
VERTICAL CONVEYANCE SECTION



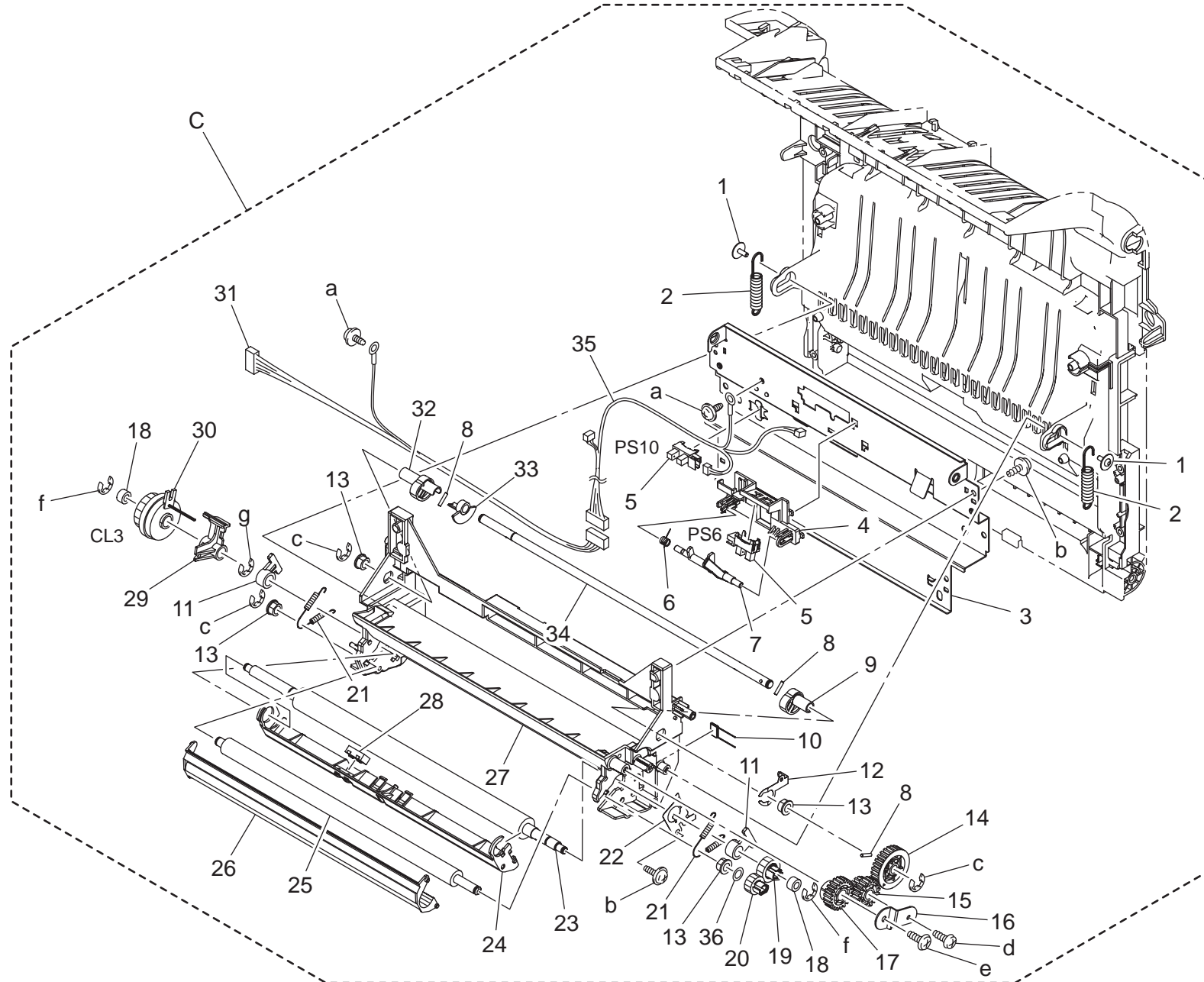
VERTICAL CONVEYANCE SECTION

| Key | Part No. | Description | Destinations | Class | QTY | Standard parts |
|-----|--------------|-------------------------|--------------|-------|-----|----------------|
| 1 | A00F 1607 01 | Cover | | C | 1 | a-V153 0308 03 |
| 2 | 4138 3205 01 | LEVER | | C | 2 | |
| 3 | A00F 5611 00 | Regulating plate | | C | 1 | |
| 4 | 4120 3019 01 | COLLAR | | C | 2 | |
| 5 | A00F 5610 00 | Regulating plate | | C | 1 | |
| 6 | A00F 5603 00 | Tray | | C | 1 | |
| 7 | 4138 3252 01 | TORSION SPRING | | C | 1 | |
| 8 | 4138 3253 01 | REINFORCE PLATE | | D | 1 | |
| 9 | A00F 5602 01 | Tray | | C | 1 | |
| 10 | 4131 3027 02 | GEAR 14T | | C | 1 | |
| 11 | 4138 3255 01 | FRICITION SHEET | | C | 1 | |
| 12 | A00F 5651 01 | Lifting plate | | C | 1 | |
| 13 | A00F 7113 00 | Lever | | C | 1 | |
| 14 | A00F 7106 00 | Lever | | C | 1 | |
| 15 | A00F 7111 00 | Torsion spring | | C | 1 | |
| 16 | 4131 4052 01 | PRESSURE SPRING | | C | 2 | |
| 17 | A00F 7166 00 | Earth ground | | C | 1 | |
| 18 | A00F 7102 01 | Cover | | D | 1 | |
| 19 | A00F 7165 00 | Pressure spring | | C | 1 | |
| 20 | A00F N114 03 | Sensor Wiring /9 | {mc4650DN} | D | 1 | |
| 20 | A00F N116 00 | Sensor Wiring /11 | {mc4650EN} | D | 1 | |
| 21 | A00F 7107 00 | Lever | | C | 1 | |
| 22 | A00F N115 01 | Sensor Wiring /10 | {mc4650DN} | D | 1 | |
| 22 | A00F N11A 00 | Sensor Wiring /13 | {mc4650EN} | D | 1 | |
| 23 | V818 6000 15 | PLUG HOUSING | | D | 1 | |
| 24 | A00F 7171 00 | Plate spring | | C | 2 | |
| 25 | 9J06 M100 00 | FAN MOTOR | | C | 1 | |
| 26 | A00F 7105 00 | Bracket | | D | 1 | |
| 27 | 4138 7316 01 | LABEL | | D | 1 | |
| 28 | A00F R708 00 | Vertical Transport Assy | {mc4650DN} | S | 1 | |
| 28 | A00F R703 00 | Vertical Transport Assy | {mc4650EN} | S | 1 | |
| | | | | | | |
| | | | | | | |
| | | | | | | |
| | | | | | | |
| | | | | | | |

VERTICAL CONVEYANCE SECTION



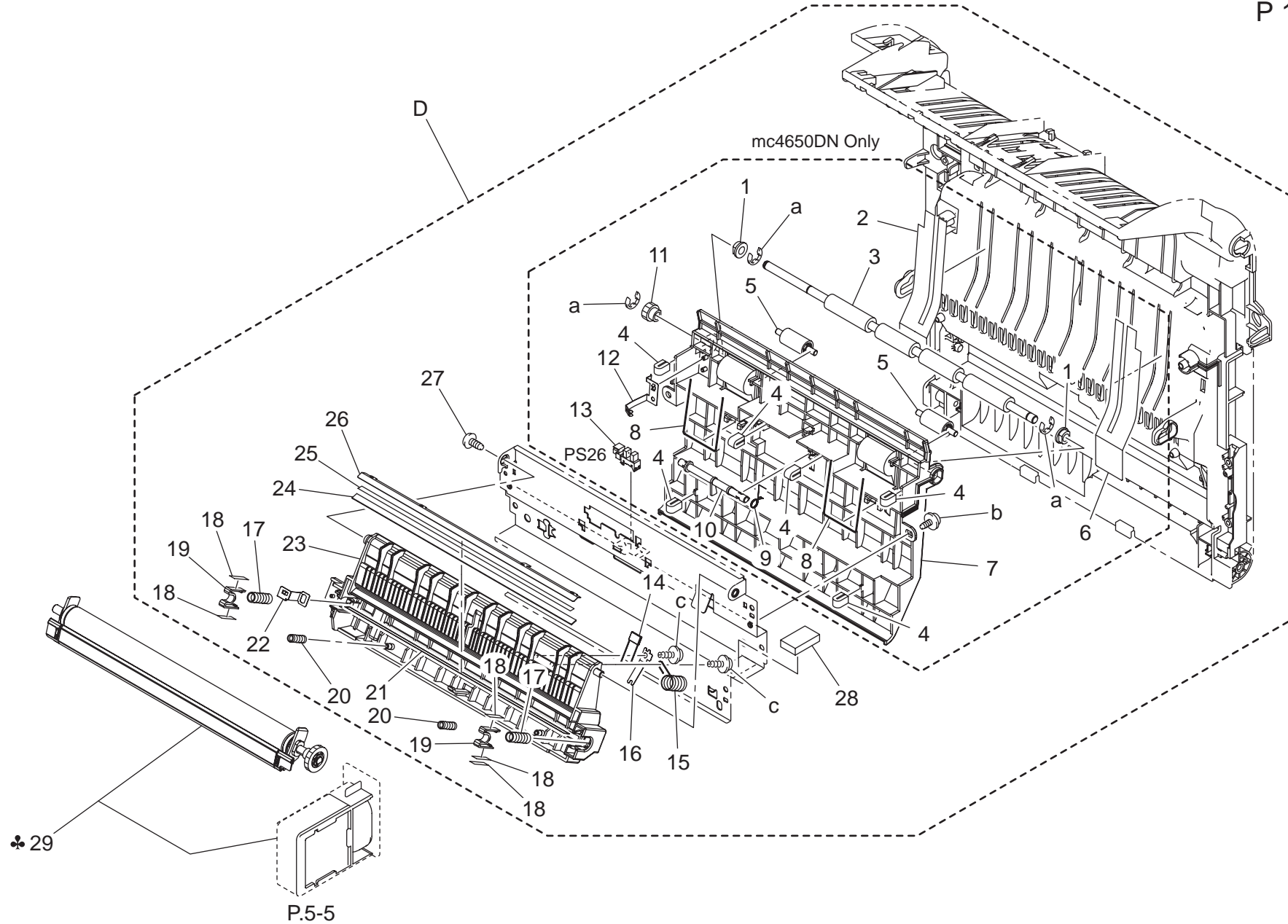
VERTICAL CONVEYANCE SECTION



VERTICAL CONVEYANCE SECTION

| Key | Part No. | Description | Destinations | Class | QTY | Standard parts |
|-----|--------------|----------------------|-----------------|-------|-----|--|
| 1 | 4163 5293 01 | SCREW | | C | 2 | a-4106 2063 01 b-V153 0308 03 c-V217 0400 01 d-V149 0308 03 e-V145 0408 03 f-V217 0300 01 g-V217 0600 01 |
| 2 | A00F 7120 00 | Tension spring | | C | 2 | |
| 3 | A00F 7002 03 | Bracket | | D | 1 | |
| 4 | A00F 7008 01 | Bracket | | C | 1 | |
| 5 | 9335 1300 61 | PHOTO INTERRUPTER | | B | 2 | |
| 6 | A00F 7009 00 | Torsion spring | | C | 1 | |
| 7 | A00F 7003 00 | Actuator | | C | 1 | |
| 8 | 1144 5200 01 | PIN | | D | 3 | |
| 9 | A00F 7022 00 | Cam | | C | 1 | |
| 10 | 9455 8076 01 | RESISTOR | | D | 1 | |
| 11 | 4138 3523 01 | BUSHING | | C | 2 | |
| 12 | A00F 7021 01 | Earth ground | | D | 1 | |
| 13 | 4138 3532 02 | BUSHING | | C | 4 | |
| 14 | A00F 7018 00 | Gear 28T | | C | 1 | |
| 15 | A00F 7017 01 | Gear 15/20T | | C | 1 | |
| 16 | A00F 7025 00 | Bracket | | C | 1 | |
| 17 | A00F 7016 01 | Gear 21T | | C | 1 | |
| 18 | 4138 3528 02 | ROLL | | C | 2 | |
| 19 | 4138 3524 01 | GEAR 20T | | C | 1 | |
| 20 | 4138 3525 02 | GEAR 15T | | C | 1 | |
| 21 | 4138 3533 01 | TENSION SPRING | | C | 2 | |
| 22 | A00F 7026 00 | Earth ground | | D | 1 | |
| 23 | 4138 3521 02 | ROLLER | | C | 1 | |
| 24 | 4138 3527 02 | GUIDE | | D | 1 | |
| 25 | 4138 3522 03 | ROLLER | | C | 1 | |
| 26 | A00F 7012 01 | Guide plate | | C | 1 | |
| 27 | A00F 7011 02 | Holder | | C | 1 | |
| 28 | 9335 1910 21 | SOLID STATE SWITCH | | C | 1 | |
| 29 | A011 7001 00 | SPACER | | D | 1 | |
| 30 | A011 M200 00 | CLUTCH | | C | 1 | |
| 31 | A00F N10C 02 | Conveyance Wiring /1 | 搬送束線 / 1 (ループ) | D | 1 | |
| 32 | A00F 7019 00 | Cam | | C | 1 | |
| 33 | A00F 7023 00 | Shield plate | | D | 1 | |
| 34 | A00F 7020 00 | Shaft | | D | 1 | |
| 35 | A00F N119 01 | Conveyance Wiring /3 | 搬送束線 / 3 (縦搬送中) | D | 1 | |
| 36 | 4138 7001 00 | WASHER | | C | 1 | |
| | | | | | | |
| | | | | | | |
| | | | | | | |
| | | | | | | |

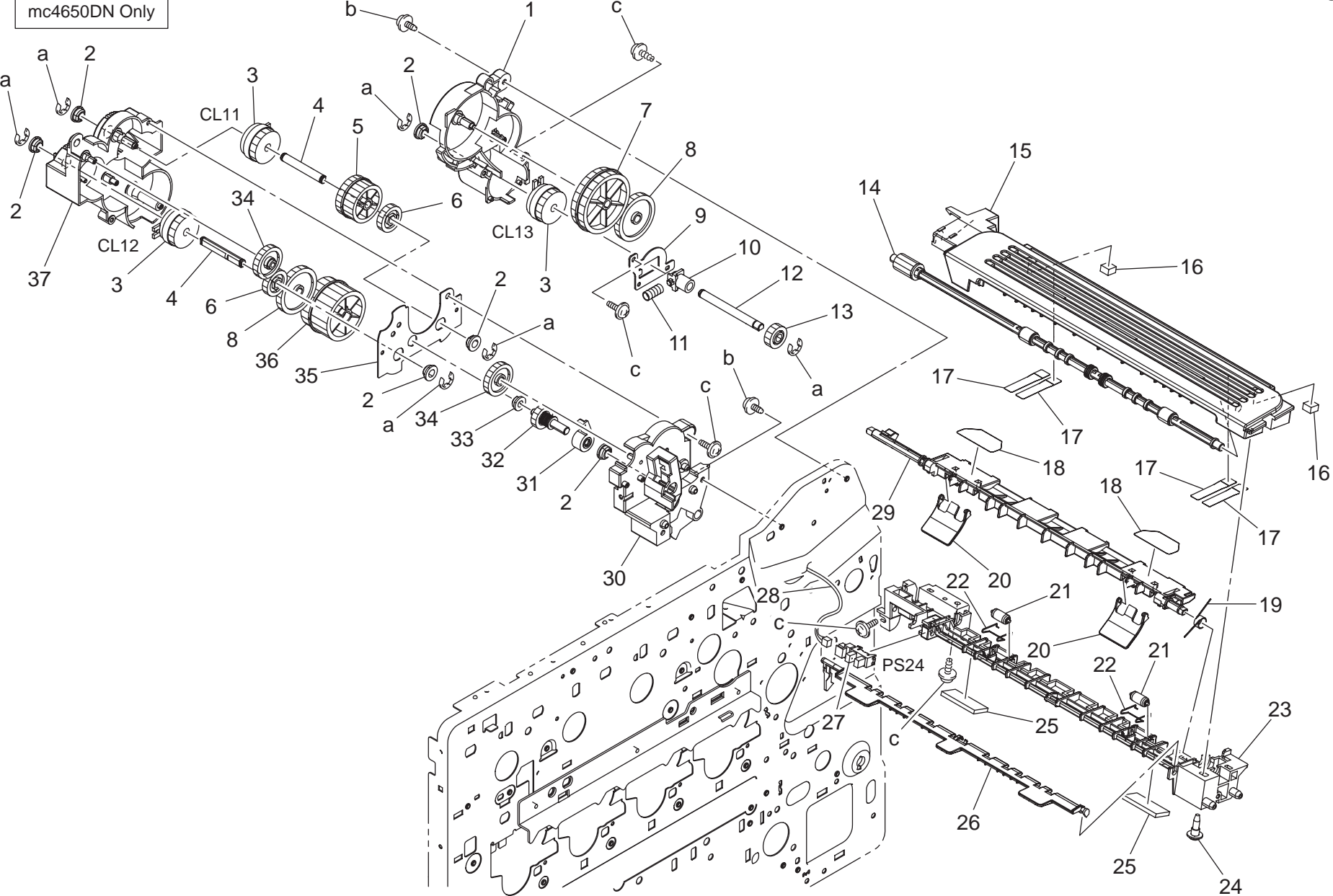
VERTICAL CONVEYANCE SECTION



| Key | Part No. | Description | Destinations | Class | QTY | Standard parts |
|-----|--------------|---------------------|------------------|-------|-----|--|
| 1 | 4131 3003 01 | BUSHING | {mc4650DN} | C | 2 | a-V217 0400 01 b-V137 0308 03 c-V153 0308 03 |
| 2 | A00F 7123 01 | Guide | {mc4650DN} | C | 1 | |
| 3 | A00F 8102 00 | Roller | {mc4650DN} | C | 1 | |
| 4 | A00F 1138 00 | Seal | {mc4650DN} | C | 6 | |
| 5 | 4538 3732 01 | ROLL | {mc4650DN} | D | 2 | |
| 6 | A00F 7121 01 | Guide | {mc4650DN} | C | 1 | |
| 7 | A00F 8141 02 | Holder | {mc4650DN} | C | 1 | |
| 8 | 4538 3734 01 | SPRING | {mc4650DN} | D | 2 | |
| 9 | A00F 8152 01 | Torsion spring | {mc4650DN} | C | 1 | |
| 10 | A00F 8151 00 | Actuator | {mc4650DN} | C | 1 | |
| 11 | A00F 8124 00 | Gear 14T | {mc4650DN} | C | 1 | |
| 12 | A00F 8106 00 | Plate spring | {mc4650DN} | C | 1 | |
| 13 | 9335 1300 61 | PHOTO INTERRUPTER | {mc4650DN} | B | 1 | |
| 14 | 9455 1076 01 | RESISTOR | | D | 1 | |
| 15 | A00F 7029 00 | Pressure spring | | C | 1 | |
| 16 | A00F 7027 00 | Plate spring | | C | 1 | |
| 17 | A00F 7005 00 | Pressure spring | | C | 2 | |
| 18 | A00F 7013 00 | Spacer | | C | 5 | |
| 19 | A00F 7014 00 | Bushing | | C | 2 | |
| 20 | A00F 5106 00 | Pressure spring | | C | 2 | |
| 21 | A00F 7024 00 | Seal | | C | 1 | |
| 22 | A00F 7006 00 | Contact | | C | 1 | |
| 23 | A00F 7001 03 | Holder | | C | 1 | |
| 24 | A00F 7007 01 | Neutralizing member | | C | 1 | |
| 25 | A00F 7028 00 | Tape | | C | 1 | |
| 26 | A00F 7004 00 | Plate spring | | D | 1 | |
| 27 | 0957 2026 01 | SCREW | | D | 1 | |
| 28 | A00F 7030 00 | Brake | | C | 1 | |
| 29 | A06X 0Y4 | Transfer Roller | A,A1,C,D1,D3,J,K | A | 1 | |
| 29 | A06X 014 | Transfer Roller | B,H | A | 1 | |
| | | | | | | |
| | | | | | | |
| | | | | | | |
| | | | | | | |
| | | | | | | |
| | | | | | | |

SWITCH BACK SECTION

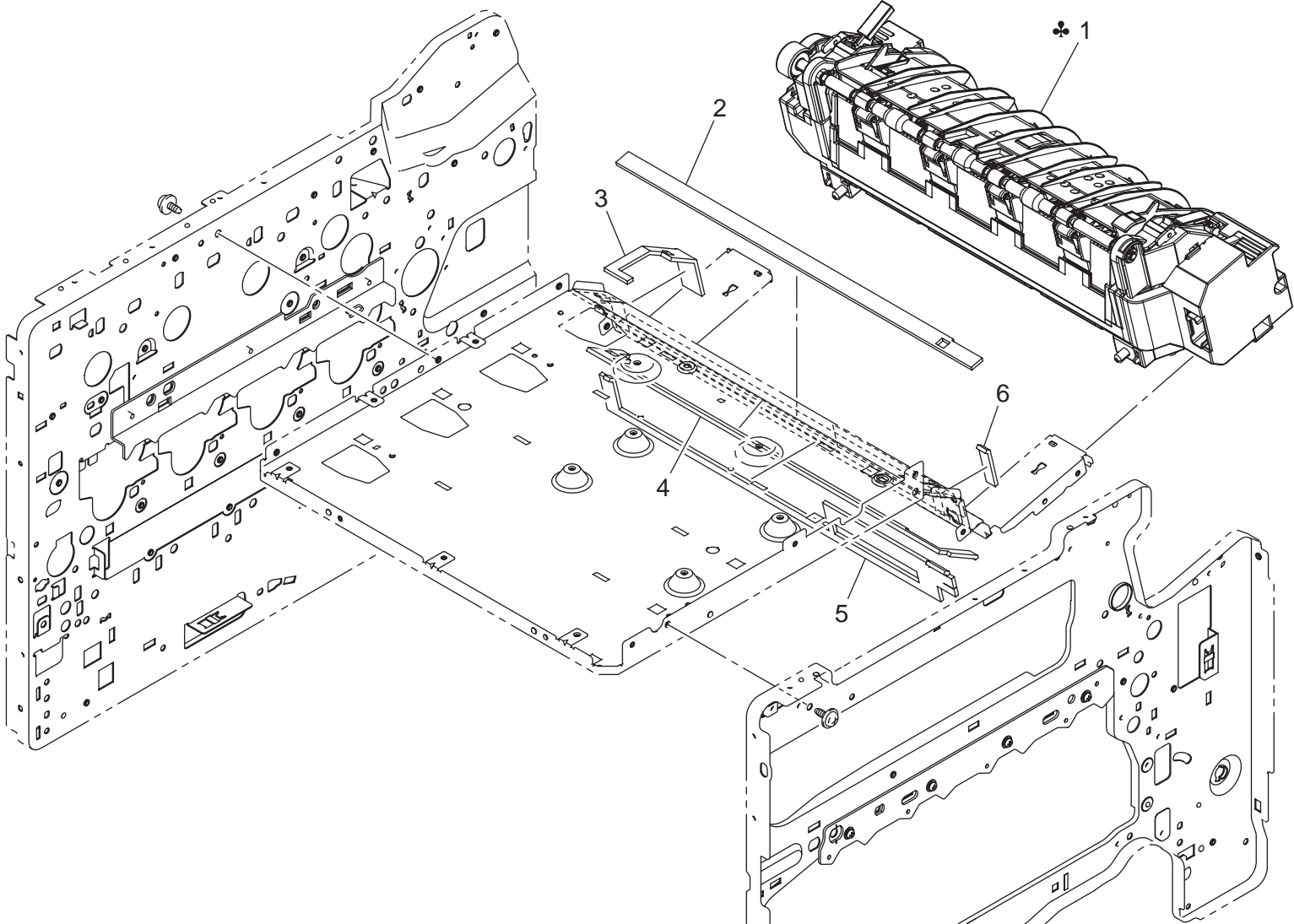
mc4650DN Only



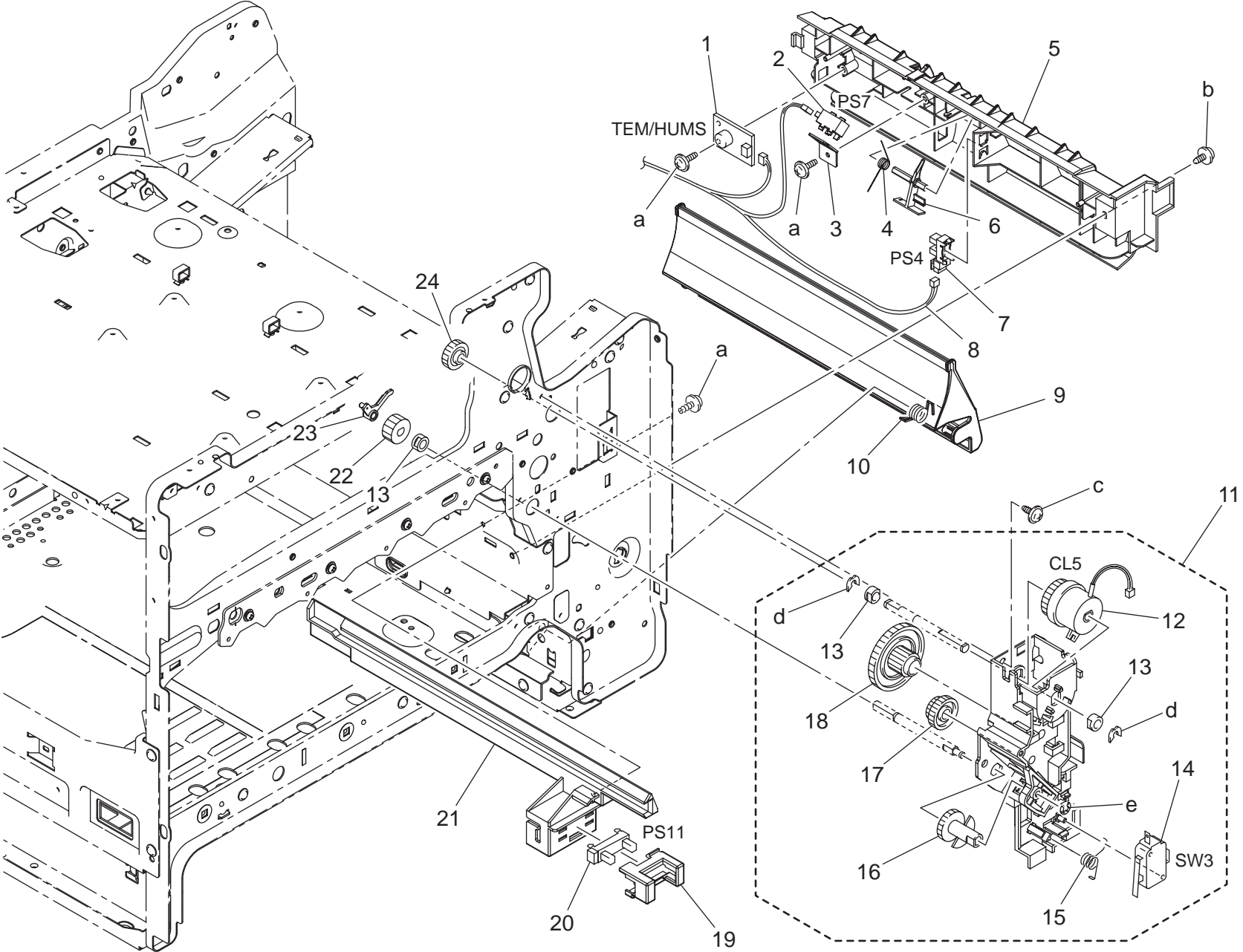
SWITCH BACK SECTION

| Key | Part No. | Description | Destinations | Class | QTY | Standard parts |
|-----|--------------|--------------------------------------|--------------|-------|-----|--|
| 1 | A00F 8114 01 | Housing | {mc4650DN} | D | 1 | a-V217 0400 01 b-4106 2063 01 c-V153 0308 03 |
| 2 | A00F 8130 00 | Bushing ハウジング (DUP 駆動 C) すべり軸受 | {mc4650DN} | C | 6 | |
| 3 | A00F M200 00 | Clutch クラッチ (2.5 kg) | {mc4650DN} | C | 3 | |
| 4 | A00F 8128 00 | Shaft シャフト (A) | {mc4650DN} | D | 2 | |
| 5 | A00F 8118 00 | Gear 36/37T ギヤ 36/37 T | {mc4650DN} | C | 1 | |
| 6 | A00F 8119 00 | Gear 24T ギヤ 24 T | {mc4650DN} | C | 2 | |
| 7 | A00F 8121 00 | Gear 45/46T ギヤ 45/46 T | {mc4650DN} | C | 1 | |
| 8 | A00F 8117 00 | Gear 35T ギヤ 35 T | {mc4650DN} | C | 2 | |
| 9 | A00F 8133 00 | Bracket 取付板 (DUP 搬送駆動) | {mc4650DN} | C | 1 | |
| 10 | A00F 8132 00 | Bushing すべり軸受 (Dup 搬送駆動) | {mc4650DN} | C | 1 | |
| 11 | 4138 2568 01 | PRESSURE SPRING 圧縮コイルばね | {mc4650DN} | C | 1 | |
| 12 | A00F 8129 00 | Shaft シャフト (B) | {mc4650DN} | D | 1 | |
| 13 | A00F 8123 00 | Gear 20T ギヤ 20 T | {mc4650DN} | C | 1 | |
| 14 | A00F 8101 01 | Roller ローラ (反転) | {mc4650DN} | C | 1 | |
| 15 | A00F 8143 04 | Guide ガイド | {mc4650DN} | C | 1 | |
| 16 | A00F 8153 00 | Cushion クッション | {mc4650DN} | C | 2 | |
| 17 | A00F 8157 00 | Guide ガイド (スイッチバックローラ) | {mc4650DN} | C | 4 | |
| 18 | A00F 8155 01 | Guide ガイド (切替) | {mc4650DN} | C | 2 | |
| 19 | A00F 8147 01 | Torsion spring ねじりコイルばね (C) | {mc4650DN} | C | 1 | |
| 20 | A00F 8154 01 | Guide ガイド (はたき) | {mc4650DN} | C | 2 | |
| 21 | 4139 3910 01 | ROLL ころ | {mc4650DN} | C | 2 | |
| 22 | A00F 8103 00 | Spring ばね | {mc4650DN} | C | 2 | |
| 23 | A00F 8144 01 | Holder ホルダ | {mc4650DN} | C | 1 | |
| 24 | A00J 8995 00 | Shoulder screw 段ねじ | {mc4650DN} | C | 1 | |
| 25 | A00F 8156 00 | Cushion クッション | {mc4650DN} | C | 2 | |
| 26 | A00F 9021 03 | Actuator アクチュエータ (フル検) | {mc4650DN} | C | 1 | |
| 27 | 9335 1300 61 | PHOTO INTERRUPTER フォトインタラプタ | {mc4650DN} | B | 1 | |
| 28 | A00F N112 02 | Sensor Wiring /8 センサ束線/8 | {mc4650DN} | D | 1 | |
| 29 | A00F 8142 01 | Guide plate ガイド板 (A) | {mc4650DN} | C | 1 | |
| 30 | A00F 8113 00 | Holder ホルダ (駆動/B) | {mc4650DN} | D | 1 | |
| 31 | A00F 8145 00 | Lever レバー | {mc4650DN} | C | 1 | |
| 32 | A00F R707 00 | Gear Assy ギヤ Assy | {mc4650DN} | C | 1 | |
| 33 | A00F 8131 00 | Roll ころ (軸受/C) | {mc4650DN} | C | 1 | |
| 34 | A00F 8120 00 | Gear 30T ギヤ 30 T | {mc4650DN} | C | 2 | |
| 35 | A00F 8111 00 | Bracket 取付板 (A) | {mc4650DN} | D | 1 | |
| 36 | A00F 8116 00 | Gear 37/38T ギヤ 37/38 T | {mc4650DN} | C | 1 | |
| 37 | A00F 8112 00 | Holder ホルダ (駆動/A) | {mc4650DN} | D | 1 | |
| | | | | | | |
| | | | | | | |
| | | | | | | |

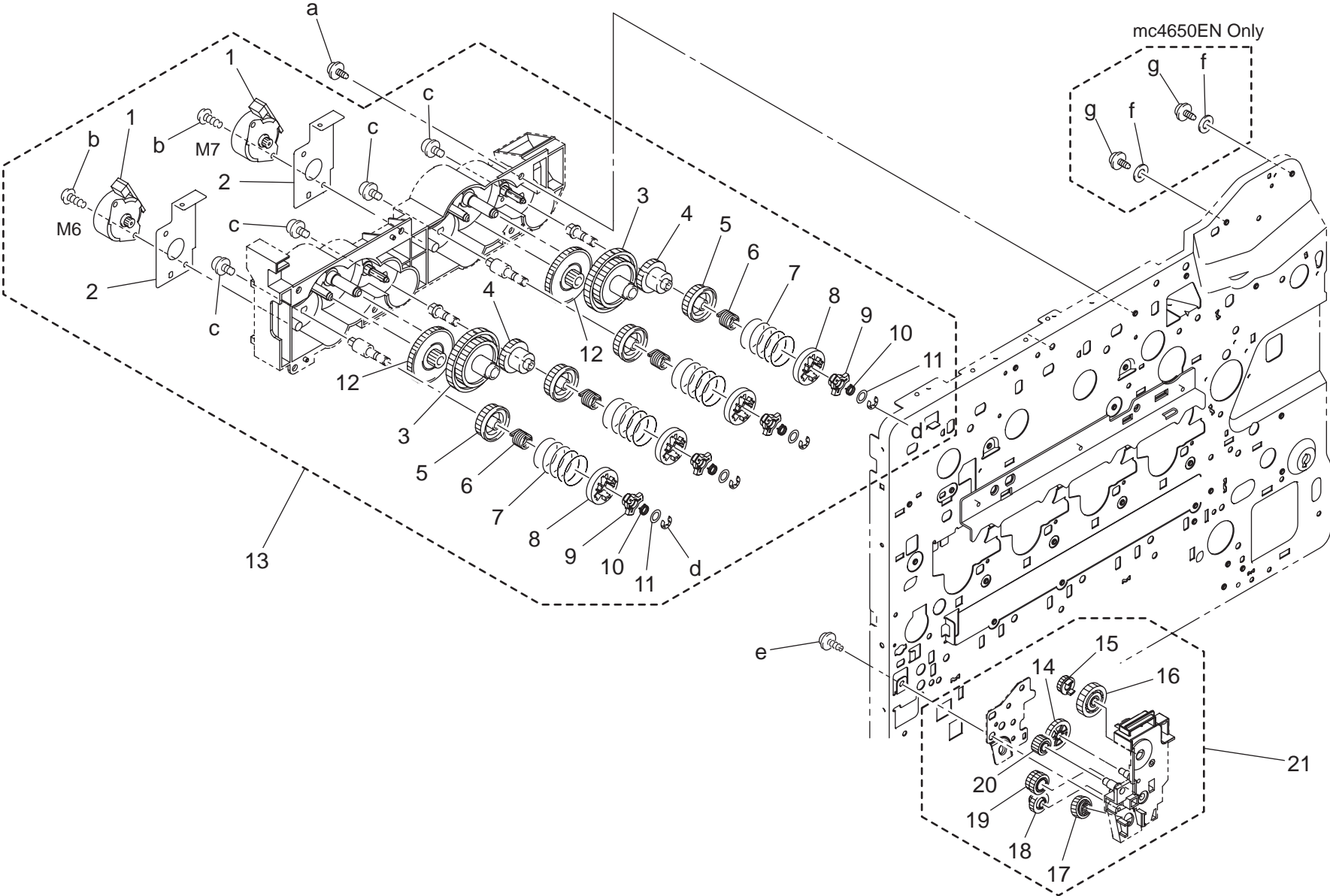
FUSING SECTION



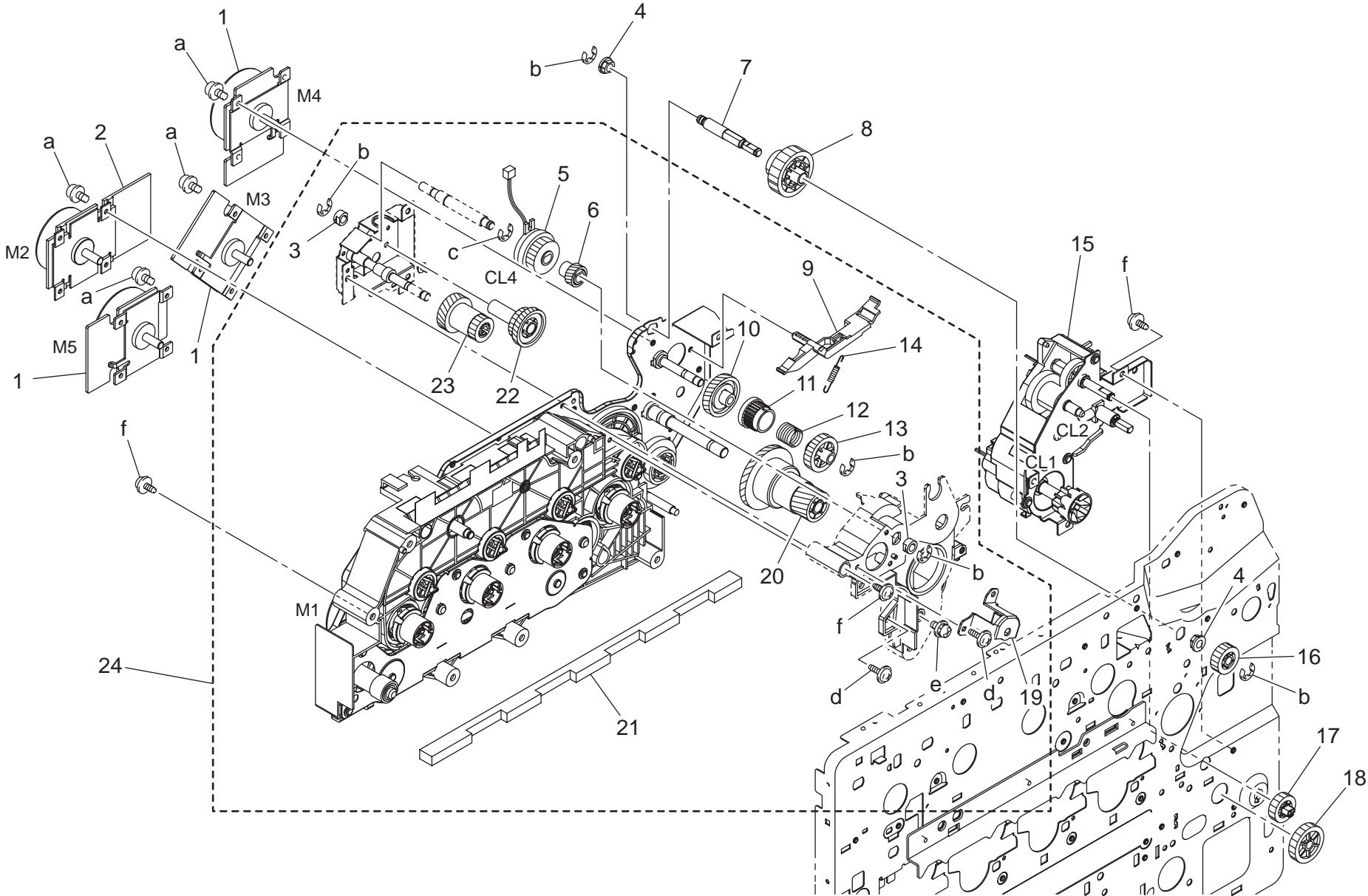
TRANSFER PRESSURE DRIVE SECTION



HOPPER DRIVE SECTION



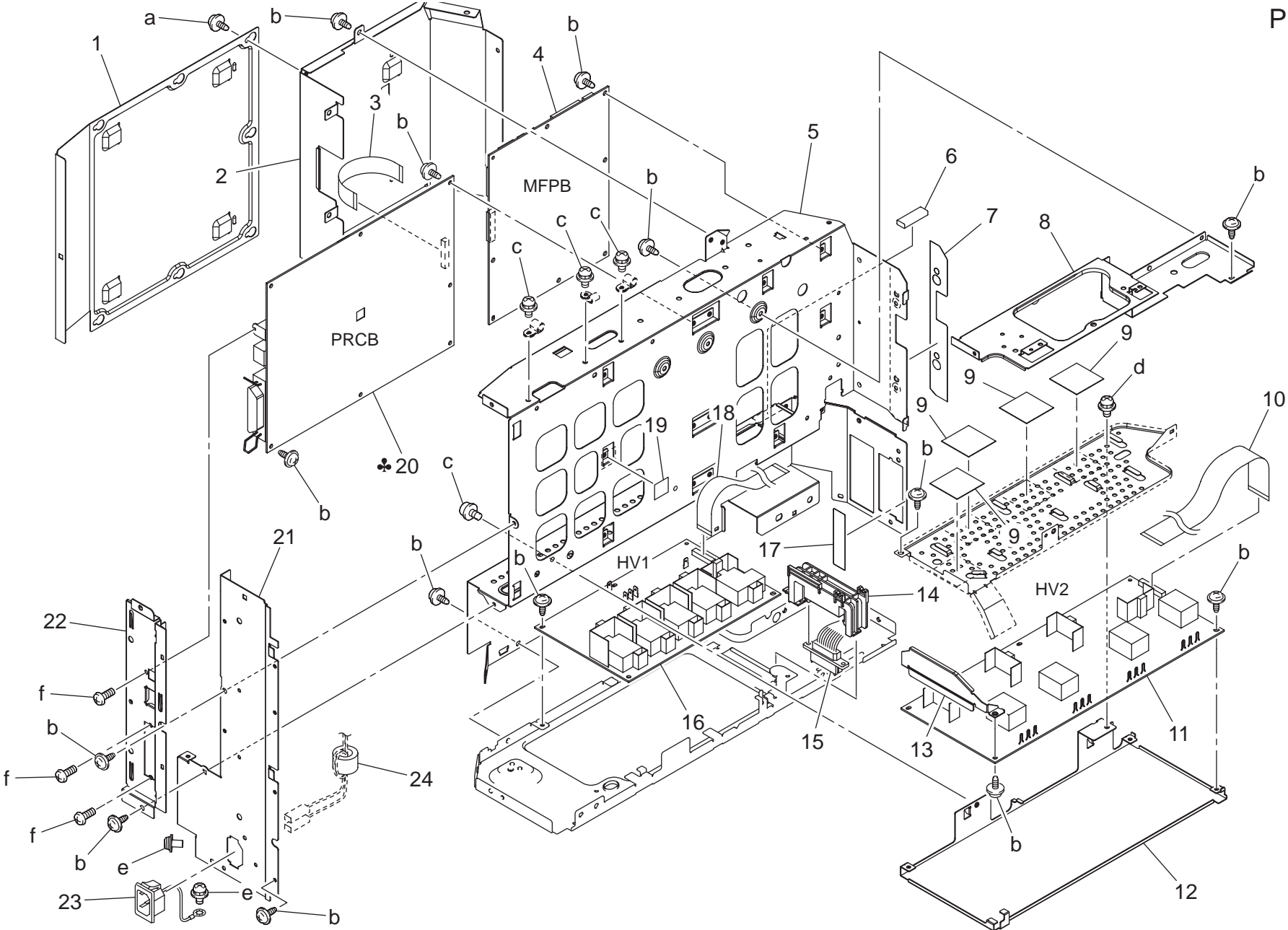
MAIN DRIVE SECTION



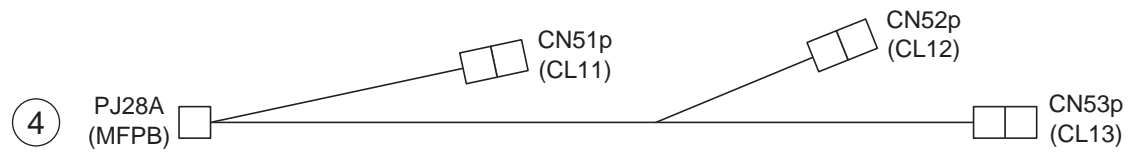
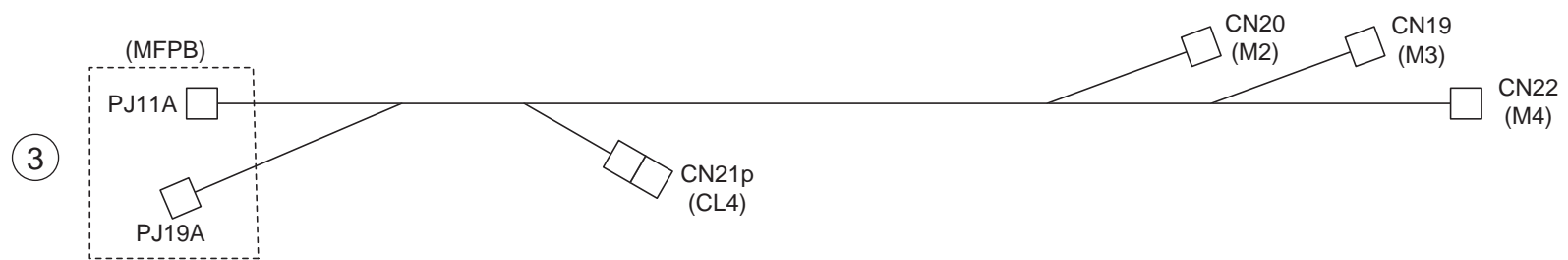
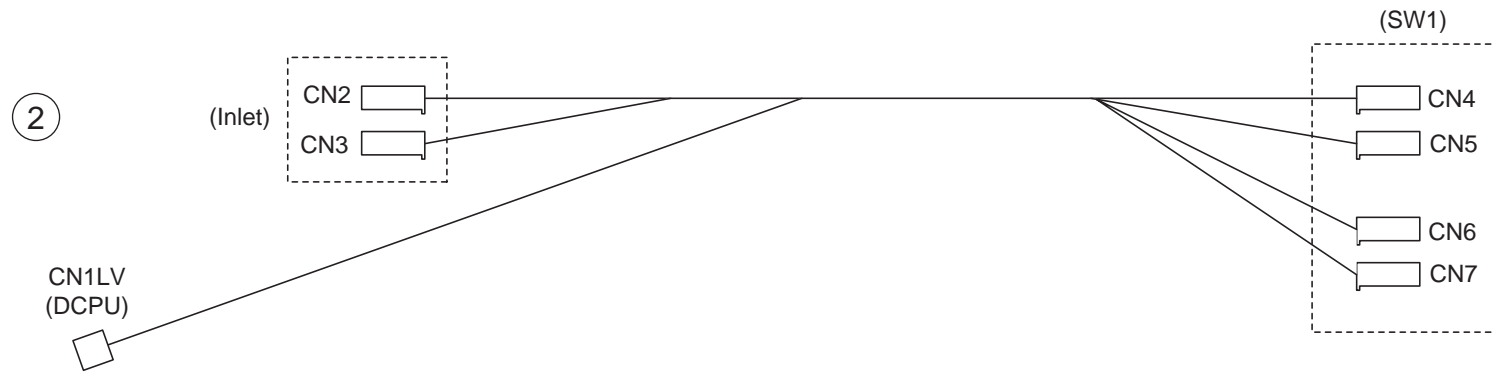
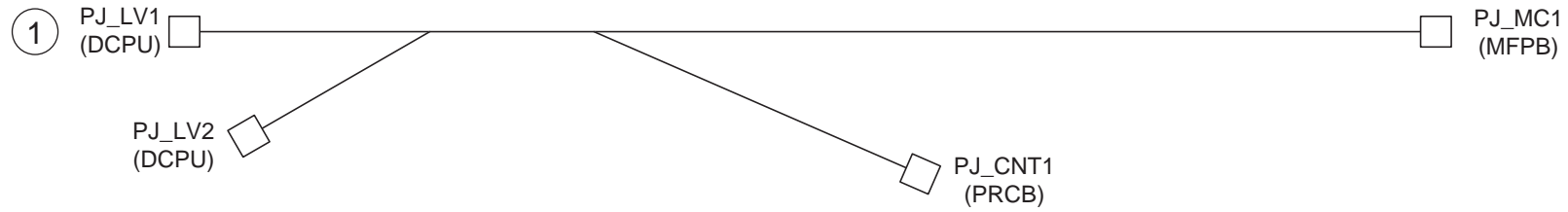
MAIN DRIVE SECTION

| Key | Part No. | Description | Destinations | Class | QTY | Standard parts |
|-----|--------------|--------------------------|--------------|-------|-----|--|
| 1 | A02E M100 00 | Brushless motor | | C | 3 | a-V116 0305 04 b-V217 0400 01 c-V217 0500 01 d-V153 0308 03 e-V116 0306 03 f-4106 2063 01 |
| 2 | A011 M100 00 | BRUSHLESS MOTOR | | B | 1 | |
| 3 | 4036 4730 01 | BUSHING | | C | 2 | |
| 4 | A00F 2139 00 | Bearing | | C | 2 | |
| 5 | A011 M200 00 | CLUTCH | | C | 1 | |
| 6 | A011 2114 00 | GEAR 28T | | C | 1 | |
| 7 | A00F 2142 01 | Shaft | | D | 1 | |
| 8 | A00F 2140 00 | Gear 34/18T | | C | 1 | |
| 9 | A00F 2143 00 | Lever | | C | 1 | |
| 10 | A011 2113 00 | GEAR 58T | | C | 1 | |
| 11 | 4138 2570 01 | RATCHET | | C | 1 | |
| 12 | 4138 2571 01 | TORSION SPRING | | C | 1 | |
| 13 | 4138 2543 01 | GEAR 26T | | C | 1 | |
| 14 | 4138 2573 01 | TENSION SPRING | | C | 1 | |
| 15 | A00F R701 00 | Paper Take-Up Drive Assy | | C | 1 | |
| 16 | A00F 2141 01 | Gear 19T | | C | 1 | |
| 17 | 4138 2523 01 | GEAR 19T | | C | 1 | |
| 18 | 4138 2534 01 | GEAR 27T | | C | 1 | |
| 19 | 4138 2601 01 | HOLD PLATE | | D | 1 | |
| 20 | A00F 2106 00 | Gear 42/112T | | C | 1 | |
| 21 | A011 1035 00 | SEAL | | C | 1 | |
| 22 | 4138 2584 01 | GEAR 21 66T | | C | 1 | |
| 23 | 4138 2551 01 | GEAR 17 50T | | C | 1 | |
| 24 | A00F R700 00 | Main Drive Assy | | C | 1 | |
| | | | | | | |
| | | | | | | |
| | | | | | | |
| | | | | | | |
| | | | | | | |
| | | | | | | |
| | | | | | | |
| | | | | | | |
| | | | | | | |

ELECTRICAL COMPONENTS

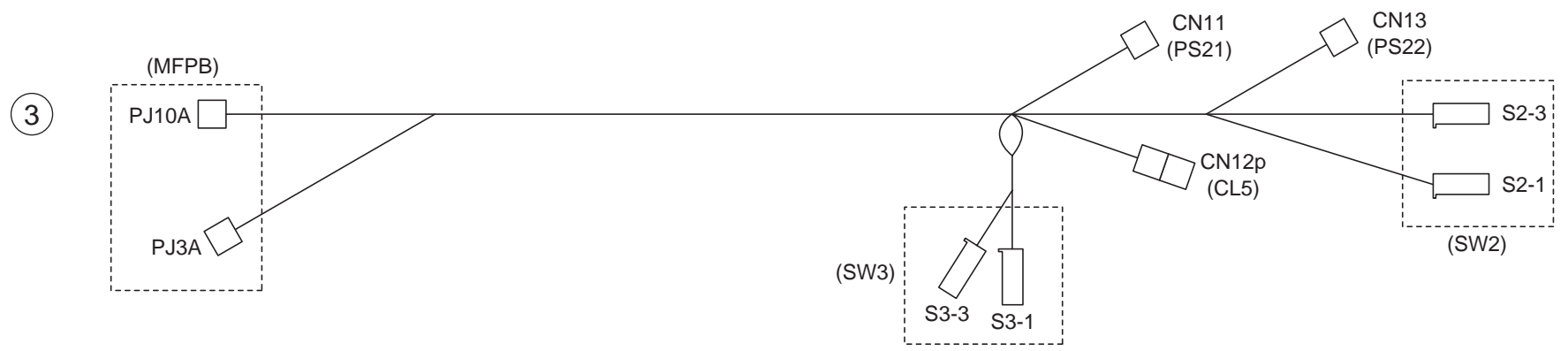
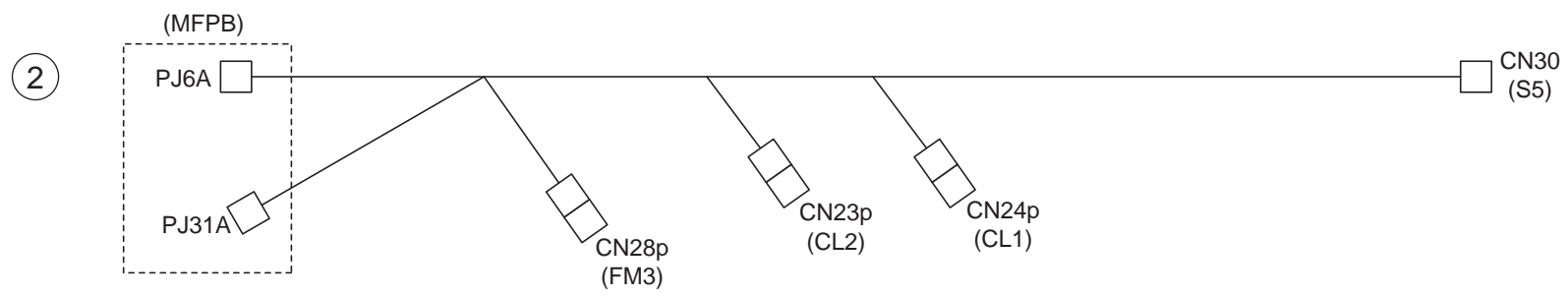
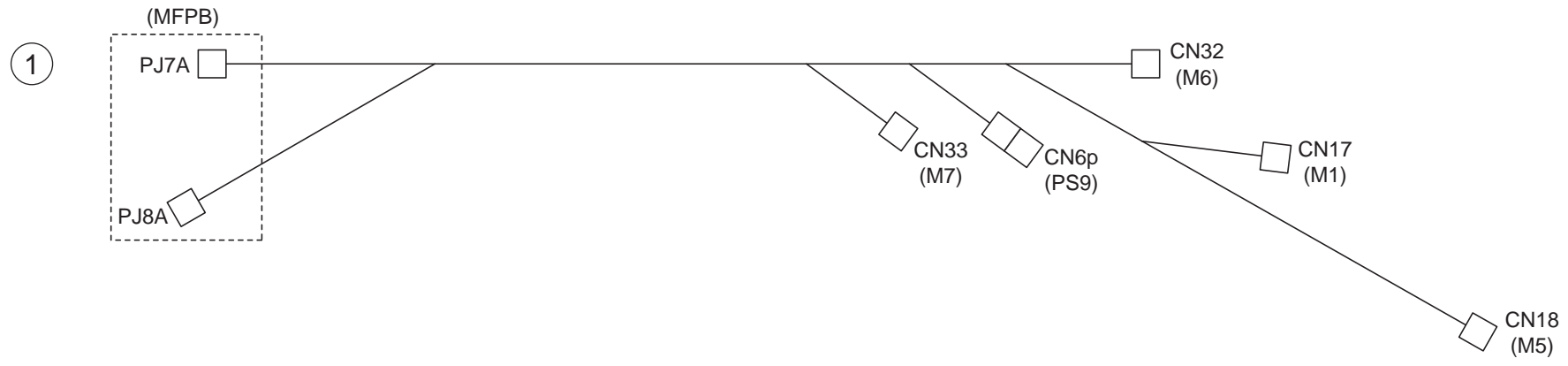


WIRING



WIRING

| Key | Part No. | Description | Destinations | Class | QTY | Standard parts |
|-----|--------------|------------------------|--------------|-------|-----|----------------|
| 1 | A00F N108 01 | Power source Wiring /1 | | D | 1 | |
| 2 | A00F N101 01 | Power supply Wiring /2 | | D | 1 | |
| 3 | A00F N10T 02 | Drive Wiring /2 | | D | 1 | |
| 4 | A00F N113 01 | Conveyance Wiring /2 | {mc4650DN} | D | 1 | |
| | | | | | | |
| | | | | | | |
| | | | | | | |
| | | | | | | |
| | | | | | | |
| | | | | | | |
| | | | | | | |
| | | | | | | |
| | | | | | | |
| | | | | | | |
| | | | | | | |
| | | | | | | |
| | | | | | | |
| | | | | | | |
| | | | | | | |
| | | | | | | |

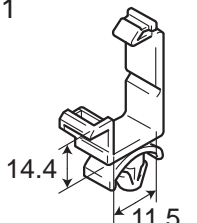
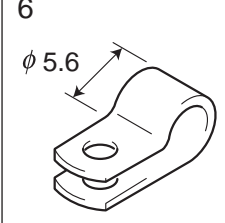
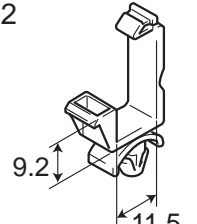
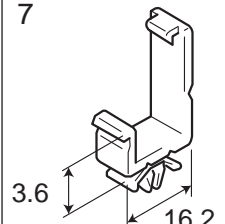
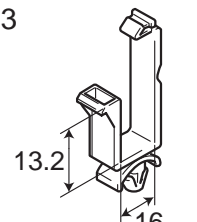
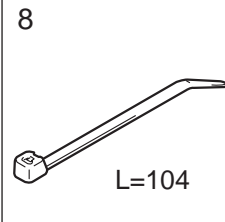
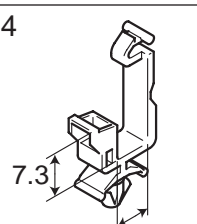
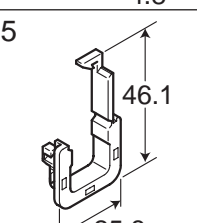


WIRING

| Key | Part No. | Description | Destinations | Class | QTY | Standard parts |
|-----|--------------|----------------------|--------------|-------|-----|----------------|
| 1 | A00F N10J 02 | Drive Wiring /1 | | D | 1 | |
| 2 | A00F N10B 01 | Connecting Wiring /1 | | D | 1 | |
| 3 | A00F N10F 02 | Sensor Wiring /6 | | D | 1 | |
| | | | | | | |
| | | | | | | |
| | | | | | | |
| | | | | | | |
| | | | | | | |
| | | | | | | |
| | | | | | | |
| | | | | | | |
| | | | | | | |
| | | | | | | |

WIRING ACCESSORIES AND JIGS

P 24

| | | | | | | | |
|--|--|----|----|----|----|----|----|
| 1  | 6  | 11 | 16 | 21 | 26 | 31 | 36 |
| 2  | 7  | 12 | 17 | 22 | 27 | 32 | 37 |
| 3  | 8  | 13 | 18 | 23 | 28 | 33 | 38 |
| 4  | 9 | 14 | 19 | 24 | 29 | 34 | 39 |
| 5  | 10 | 15 | 20 | 25 | 30 | 35 | 40 |

MAINTENANCE LIST

● The items with no Page/Key numbers are not handled as spare parts.

| No. | Section | PM Parts Description | Maintenance Cycle (K=1,000) | | Parts No. | Destinations | Page/Key | Note |
|-----|---------------------------|--|-----------------------------|---------|------------|------------------|----------|------------------------------|
| | | | QTY | Replace | | | | |
| 1 | Processing section | Standard-capacity toner cartridge (Y,M,C,K) *1 | 1 | 4k | - | | | Continuous printing |
| 2 | | High-capacity toner cartridge (Y,M,C,K) | 1 | 8k | - | | | Continuous printing |
| 3 | | Imaging unit (Y,M,C,K) | 1 | 30k | - | | | Continuous printing |
| 4 | | Ozone filter *3 | 1 | 120k | - | | | |
| 5 | Tray 2 media feed section | Feed roller | 1 | 300k | 4138303202 | | P10-8 | |
| 6 | Tray 1 media feed section | Feed roller | 1 | 300k | 4138303202 | | P13-7 | |
| 7 | Image transfer section | Transfer belt unit | 1 | 120k | A06X0Y1 | A,A1,C,D1,D3,J,K | P8-28 | Continuous printing/ 2P/J *2 |
| 8 | | Transfer belt unit | 1 | 120k | A06X011 | B,H | P8-28 | Continuous printing/ 2P/J *2 |
| 9 | | Transfer roller *3 | 1 | 120k | A06X0Y4 | A,A1,C,D1,D3,J,K | P15-29 | Continuous printing/ 2P/J *2 |
| 10 | | Transfer roller *3 | 1 | 120k | A06X014 | B,H | P15-29 | Continuous printing/ 2P/J *2 |
| 11 | | Waste toner bottle | 1 | 36k | A06X0Y0 | A,A1,C,D1,D3,J,K | P6-11 | K *4 |
| 12 | | Waste toner bottle | 1 | 36k | A06X010 | B,H | P6-11 | K *4 |
| 13 | | Waste toner bottle | 1 | 9k | A06X0Y0 | A,A1,C,D1,D3,J,K | P6-11 | Y,M,C,K *5 |
| 14 | | Waste toner bottle | 1 | 9k | A06X010 | B,H | P6-11 | Y,M,C,K *5 |
| 15 | Fusing section | Fusing unit | 1 | 120k | A06X001 | 100V | P17-1 | Continuous printing |
| 16 | | Fusing unit | 1 | 120k | A06X015 | 220-240V | P17-1 | Continuous printing |
| 17 | | Fusing unit | 1 | 120k | A06X0Y5 | 110-127V | P17-1 | Continuous printing |
| 18 | | Fusing unit | 1 | 100k | A06X001 | 100V | P17-1 | 2P/J *2 |
| 19 | | Fusing unit | 1 | 100k | A06X015 | 110-127V | P17-1 | 2P/J *2 |
| 20 | Fusing unit | 1 | 100k | A06X0Y5 | 220-240V | P17-1 | 2P/J *2 | |

*1 The life of the toner cartridge furnished with the machine at the time of shipment is 3,000 printed pages

*2 2 pages/job

*3 When printed in black only

*4 When printed in color only

*5 The transfer roller and ozone filter are available as a kit and must be replaced at the same time

メンテナンスリスト

● ページ / キーナンバーのないものは、アフターサービス部品ではありません。

| No. | 区分 | PM 部品名称 | サイクル (K=1,000) | | 部品番号 | 仕向地 | 頁 / キー | 備考 |
|-----|-----------|------------------------|----------------|------|------------|------------------|--------|------------------|
| | | | 員数 | 交換 | | | | |
| 1 | プロセス部 | トナーカートリッジ (Y,M,C,K) *1 | 1 | 4k | - | | | 連続プリント |
| 2 | | 大容量トナーカートリッジ (Y,M,C,K) | 1 | 8k | - | | | 連続プリント |
| 3 | | イメージングユニット (Y,M,C,K) | 1 | 30k | - | | | 連続プリント |
| 4 | | オゾンフィルター *3 | 1 | 120k | - | | | |
| 5 | Tray2 給紙部 | 給紙ローラー | 1 | 300k | 4138303202 | | P10-8 | |
| 6 | Tray1 給紙部 | 給紙ローラー | 1 | 300k | 4138303202 | | P13-7 | |
| 7 | 転写部 | 転写ベルト | 1 | 120k | A06X0Y1 | A,A1,C,D1,D3,J,K | P8-28 | 連続プリント / 2P/J *2 |
| 8 | | 転写ベルト | 1 | 120k | A06X011 | B,H | P8-28 | 連続プリント / 2P/J *2 |
| 9 | | 転写ローラー *3 | 1 | 120k | A06X0Y4 | A,A1,C,D1,D3,J,K | P15-29 | 連続プリント / 2P/J *2 |
| 10 | | 転写ローラー *3 | 1 | 120k | A06X014 | B,H | P15-29 | 連続プリント / 2P/J *2 |
| 11 | | 廃トナーボトル | 1 | 36k | A06X0Y0 | A,A1,C,D1,D3,J,K | P6-11 | K *4 |
| 12 | | 廃トナーボトル | 1 | 36k | A06X010 | B,H | P6-11 | K *4 |
| 13 | | 廃トナーボトル | 1 | 9k | A06X0Y0 | A,A1,C,D1,D3,J,K | P6-11 | Y,M,C,K *5 |
| 14 | | 廃トナーボトル | 1 | 9k | A06X010 | B,H | P6-11 | Y,M,C,K *5 |
| 15 | 定着部 | 定着ユニット | 1 | 120k | A06X001 | 100V | P17-1 | 連続プリント |
| 16 | | 定着ユニット | 1 | 120k | A06X015 | 110-127V | P17-1 | 連続プリント |
| 17 | | 定着ユニット | 1 | 120k | A06X0Y5 | 220-240V | P17-1 | 連続プリント |
| 18 | | 定着ユニット | 1 | 100k | A06X001 | 100V | P17-1 | 2P/J *2 |
| 19 | | 定着ユニット | 1 | 100k | A06X015 | 110-127V | P17-1 | 2P/J *2 |
| 20 | | 定着ユニット | 1 | 100k | A06X0Y5 | 220-240V | P17-1 | 2P/J *2 |

*1 製品出荷時に同梱されているトナーカートリッジは、3,000 プリントで交換時期となる。

*2 2 ページプリント / ジョブ

*3 転写ローラーとオゾンフィルターは k i t 品のため、同時交換すること。

*4 ブラックのみをプリントした場合

*5 カラーのみをプリントした場合

DESTINATION

| Destination No. | | Destinations | | V | Hz | Model No. |
|-----------------|----|--|---|---------|-------|----------------------|
| A | A1 | JAPAN | | 100 | 50/60 | A00F-001 A00F-002 |
| | A2 | JAPAN | | | | |
| B | | USA, CANADA | | 120 | 60 | A00F-011 A00F-012 |
| C | | EUROPEAN TYPE | | 220-240 | 50/60 | A00F-021 A00F-022 |
| D | D1 | S.E ASIA TYPE | THAILAND, SRI LANKA, SINGAPORE, MALAYSIA, HONG KONG, PAKISTAN, INDIA, BANGLADESH, INDONESIA | 220-240 | 50/60 | A00F-041 A00F-042 |
| | D3 | OCEANIA TYPE | AUSTRALIA, NEW ZEALAND | | | |
| E | | PHILIPPINES | | | | |
| F | F1 | SAUDI ARABIA | | | | |
| | F2 | SAUDI ARABIA | | | | |
| G | G1 | C.S AMERICA | | | | |
| | G2 | C.S AMERICA | | | | |
| H | | TAIWAN | | 110 | 60 | A00F-011 A00F-012 |
| I | | JORDAN, LEBANON, SYRIA, SOUTH AFRICA, IRAQ, IRAN, N.YEMEN, CAMEROON, UAE, BAHRAIN, OMAN, QATAR, KUWAIT, KENYA, TUNISIA, IVORY COAST, MOROCCO | | | | |
| J | | CHINA | | 220-240 | 50/60 | A00F-081 A00F-082 |

| Destination No. | Destinations | V | Hz | Model No. |
|-----------------|--------------|---------|-------|----------------------|
| K | KOREA | 220-240 | 50/60 | A00F-041 A00F-042 |