

KONICA MINOLTA

PARTS GUIDE MANUAL

JUNE 2010

bizhub C300/bizhub C352
9J06

INFORMATION FOR PARTS GUIDE MANUAL

To find correct Parts No., refer to the "HOW TO MAKE THE BEST USE OF THIS MANUAL" in the following page.

HOW TO MAKE THE BEST USE OF THIS MANUAL

- 1 When you order, please check the proper figures beforehand that are on Our Parts Guide Manual, and order with the appropriate figures.
- 2 For screws, Nuts, Washers, retaining rings and Pins which are used in this model, one letter is shown on the Standard parts column of Parts list and exploded diagrams.
- 3 In order to maintain safety of the product, some specific parts composed of this product are set up as "essential safety parts".
- 4 The assigned parts number for the "essential safety parts" is indicated as "SP00-****".
When replacing these parts, follow precautions for disassembling and installing which are listed in the Service Manual.
Do not use any parts that are not set up as
- 5 ♣ means that there are exclusive parts for each destination.
Please check the appropriate destination when you order.
- 6 Revision Mark
Marked as ▲ on the illustration shows that the revision has been made.
- 7 All rights reserved. (any reprints or quotations are prohibited.)
Use of this parts guide manual should be strictly supervised to avoid disclosure of confidential information.

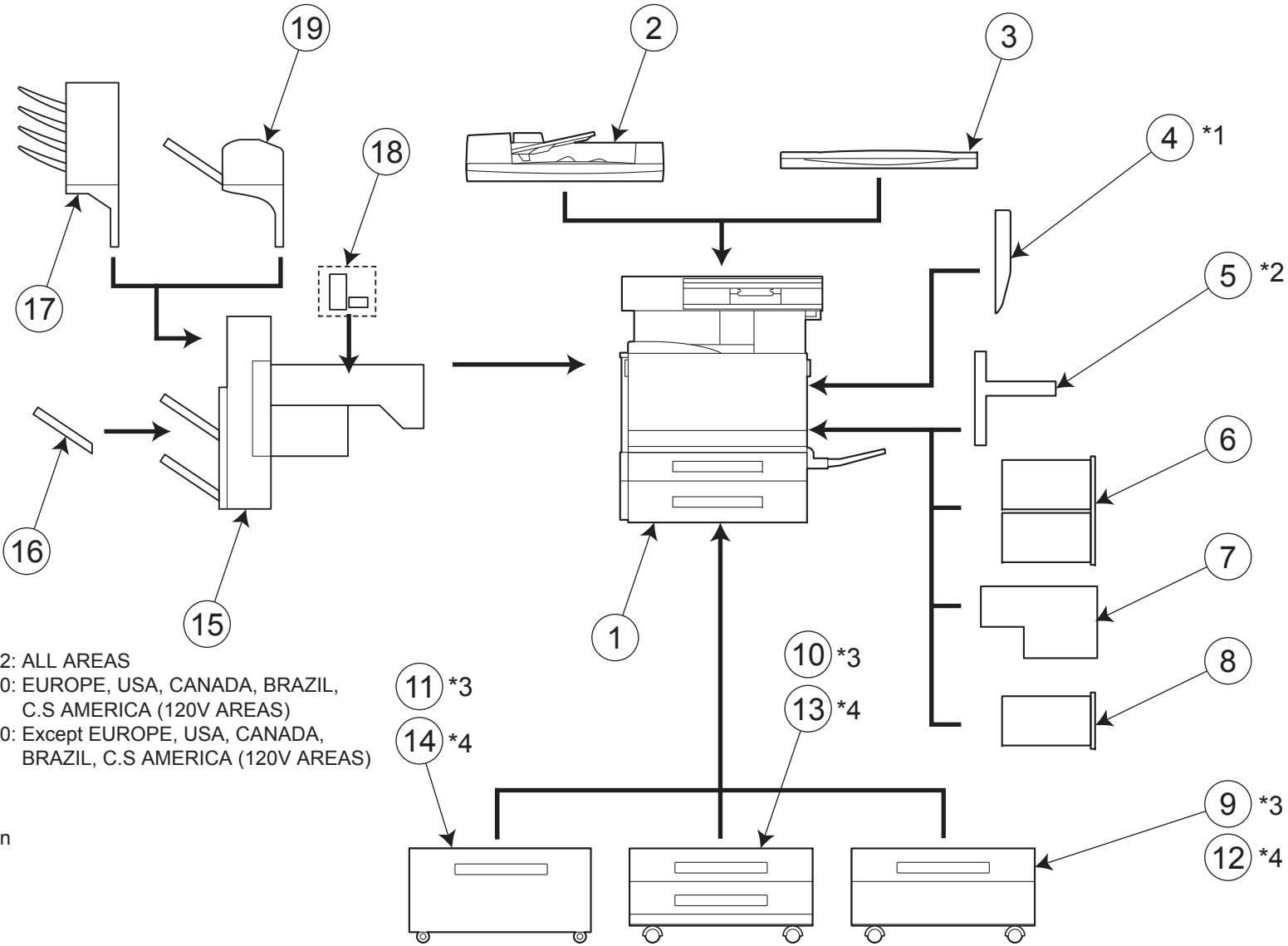
パーツガイドマニュアルのご案内

サービス部品をご発注の際には、下記に示す“パーツガイドマニュアルの活用にあたって”をご参照の上、正しい部品番号にてお願い致します。

パーツガイドマニュアルの活用にあたって

- 1 部品発注の際には、掲載されている部品番号の桁数を確認し、掲載されている桁数で発注願います。
- 2 この製品に使用されているネジ、ナット、ワッシャー、止め輪、ピンなどは、リストの右側の Standard parts 欄に a,b,c,……で表示し、イラストにも a,b,c,……表示してあります。
- 3 製品の安全性を維持する為に、製品に使用される特定の部品を「重要保安部品」として設定しています。
- 4 重要保安部品の部品番号は、“SP00-****”と記載されていますので、部品交換時は、サービスマニュアル記載の分解・組み立ての注意事項に従って作業をして下さい。
また、指定以外の部品は一切使用しないで下さい。
- 5 本文に ♣ が表示されている部品は、仕向け地毎に専用部品がある事を意味しています。
オーダーされる時は、仕向け地を確認して下さい。
- 6 改訂記号について
イラスト上に ▲ 印が表示されている部分は、改訂された事を表します。
- 7 著作権所有（無断転載及び無断引用の禁止）
本パーツガイドマニュアルについては、機密保持等その扱いには十分注意して下さい。万一取り扱いを誤った場合には、法律で処罰されることがあります。

SYSTEM OUTLINE



*1
 Standard for bizhub C352: ALL AREAS
 bizhub C300: EUROPE, USA, CANADA, BRAZIL,
 C.S AMERICA (120V AREAS)
 Optional for bizhub C300: Except EUROPE, USA, CANADA,
 BRAZIL, C.S AMERICA (120V AREAS)

*2
 Standard for Japan
 Optional for except Japan

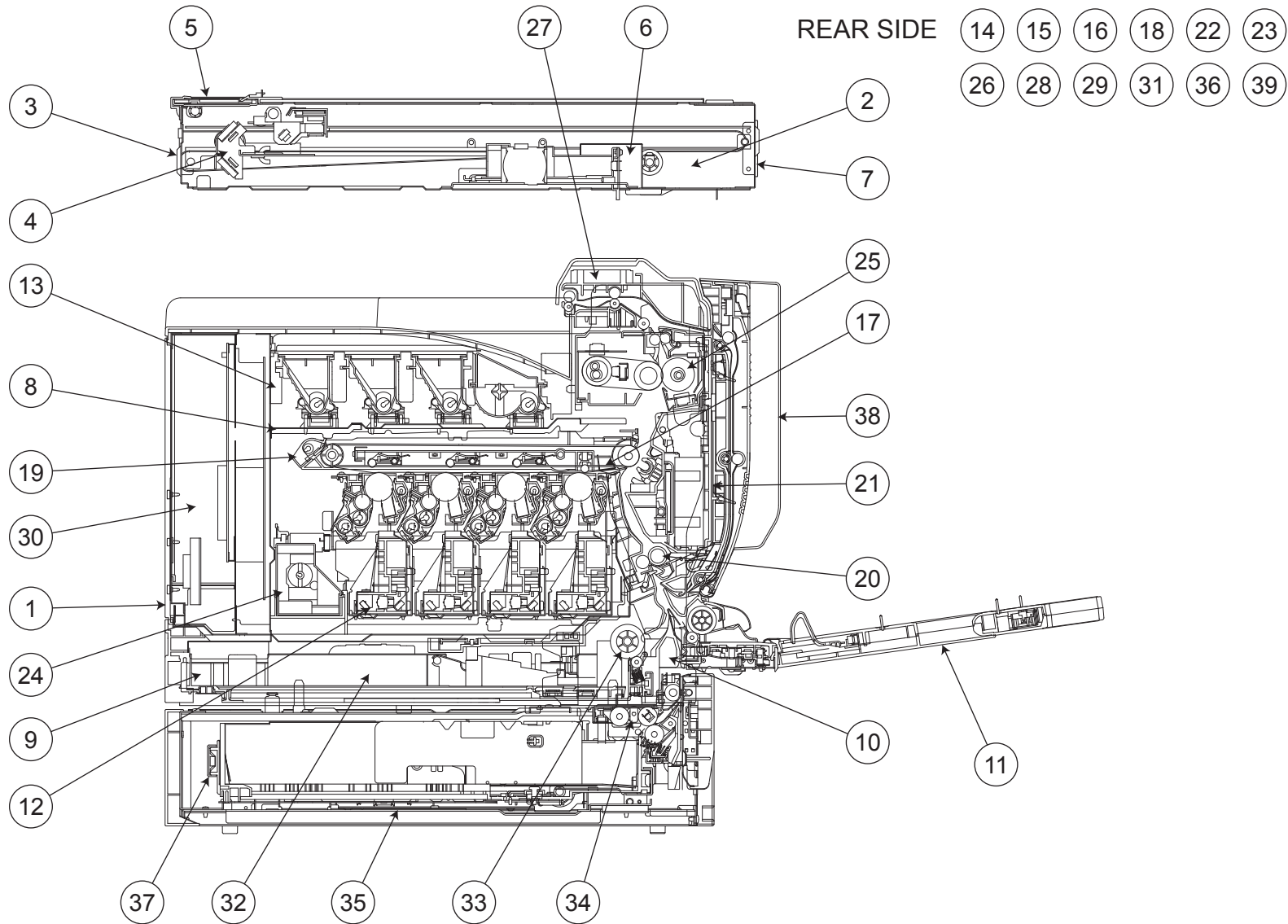
*3
 Except Europe

*4
 Europe only

GENERAL CONTENTS

No.	Description	Model
1	DIGITAL MFP COLOR	bizhub C300/bizhub C352
2	DOCUMENT FEEDER	DF-608
3	OTHER OPTION	OC-501
4	DUPLEX	AD-503
5	OTHER OPTION	MK-706
6	FAX CONTROLLER	FK-502
7	OTHER OPTION	IC-406
8	OTHER OPTION	VI-503
9	PAPER FEEDER	PC-103
10	PAPER FEEDER	PC-203
11	PAPER FEEDER	PC-403
12	PAPER FEEDER	PC-103
13	PAPER FEEDER	PC-203
14	PAPER FEEDER	PC-403
15	SORTER/FINISHER	FS-514
16	OTHER OPTION	OT-601
17	SORTER/FINISHER	MT-501
18	PUNCH UNIT	PK-510
19	SORTER/FINISHER	SD-503

DIAGRAM OF MAIN PARTS SECTION



CONTENTS

No.	DESCRIPTION	名称	PAGE No.
1	EXTERNAL PARTS	外装部	P1
2	CONTROL PANEL	操作パネル	P2
3	IR COVER	I R カバー	P3
4	SCANNER DRIVE SECTION	スキャナ駆動	P4 P5
5	GLASS MOVEMENT SECTION	ガラス移動部	P6
6	OPTICAL SECTION	光学部	P7
7	IR FRAME	I R フレーム	P8
8	MAIN FRAME	メインフレーム	P9
9	INNER COVER SECTION	2次カバー	P10
10	MPT PAPER TAKE-UP SECTION	M P T 給紙部	P11
11	MANUAL FEED SECTION	手差し給紙部	P12 P13 P14
12	P/H FRAME SECTION	P / H フレーム	P15 P16
13	T/C RAIL SECTION	T / C レール	P17
14	HOPPER DRIVE SECTION	ホッパー駆動部	P18
15	CONTACT SECTION	I U 接点部	P19
16	TONER PIPE SECTION	トナーパイプ部	P20
17	ERASER SECTION	イレーサ部	P21
18	DEVELOPMENT DRIVE SECTION	現像駆動部	P22
19	TRANSFER BELT SECTION	転写ベルトユニット	P23
20	PAPER TRANSPORT SECTION	搬送部	P24
21	RIGHT DOOR SECTION	右扉	P25
22	TRANSPORT DRIVE SECTION	搬送駆動部	P26
23	WASTE TONER TRANSPORT SECTION	廃トナー搬送部	P27
24	WASTE TONER BOX SECTION	廃棄トナーボトル	P28
25	FUSING SECTION	定着部	P29
26	FUSING DRIVE SECTION	定着駆動部	P30

No.	DESCRIPTION	名称	PAGE No.
27	PAPER EXIT SECTION	排紙部	P31
28	PAPER EXIT DRIVE SECTION	排紙駆動部	P32
29	REAR DUCT SECTION	背面排気部	P33
30	POWER UNIT	電源ユニット	P34
31	ELECTRICAL COMPONENTS	電装部	P35
32	MPT CASSETTE TRAY SECTION	M P T トレイ	P36
33	MPT CASSETTE PAPER TAKE-UP SECTION	M P T 給紙部	P37
34	2ND CASSETTE PAPER TAKE-UP SECTION	ユニバーサルカセット給紙部	P38 P39 P40
35	2ND CASSETTE FRAME	ユニバーサルカセットフレーム部	P41
36	2ND CASSETTE DRIVE SECTION	ユニバーサルカセット駆動部	P42
37	2ND CASSETTE	ユニバーサルカセット	P43 P44
38	DUPLEX UNIT	自動両面ユニット	P45 P46 P47
39	OPTION EQUIPMENT KIT	オプション搭載キット	P48
40	WIRING	束線	P49 P50 P51
41	WIRING ACCESSORIES AND JIGS	配線部品・治具	P52
42	ACCESSORY PARTS	同梱部品	P53

INDEX

Parts No.	Page No.
0866 7801 01	35-42
0866 7801 01	35-42
0992 3014 01	44-18
0996 3055 01	9-16
0996 3055 01	41-15
1038 4006 01	52-19
1053 3103 01	1-5
1065 3086 01	38-21
1065 5872 02	52-8
1067 2501 01	16-9
1067 2501 01	38-18
1075 2565 01	14-11
1134 3042 02	12-7
1136 1019 03	1-14
1139 1612 01	5-18
1154 4670 01	9-1
1156 7501 01	53-5
1164 2080 01	11-26
1164 3003 01	37-17
1164 3004 03	37-21
1164 3005 02	37-22
1164 3009 01	37-24
1164 3020 03	11-15
1164 3022 02	11-18
1164 3027 01	11-9
1164 3045 01	36-33
1164 3053 12	11-3
1164 3054 01	11-23
1164 3061 01	36-13
1164 3062 01	36-14
1164 3066 01	37-5
1164 3527 02	24-35
1200 1442 04	35-24
1200 1646 03	32-15
1274 3603 01	44-26
4002 1422 02	5-12
4002 1423 01	5-10
4002 1456 01	5-4
4002 1480 02	5-16
4002 1481 01	5-15

Parts No.	Page No.
4002 2581 01	41-1
4002 2581 01	42-16
4002 3108 01	44-22
4002 3110 01	42-24
4002 3131 01	42-25
4002 7306 01	44-3
4004 2148 01	33-10
4004 2203 01	35-18
4004 2545 01	26-24
4004 2545 01	27-7
4004 3001 02	37-6
4004 3004 01	37-14
4004 3005 01	37-8
4004 3006 03	37-15
4004 3008 01	36-17
4004 3011 01	11-20
4004 3012 01	11-21
4004 3024 01	36-12
4004 3029 01	11-4
4004 3031 01	36-25
4004 3032 01	36-31
4004 3033 01	36-15
4004 3038 01	36-16
4004 3040 02	36-11
4004 3042 01	36-35
4004 3051 02	36-27
4004 3052 01	11-17
4004 3061 01	11-11
4004 3062 06	11-8
4004 3063 01	11-6
4004 3503 02	24-18
4004 3504 02	24-19
4004 5339 01	14-17
4004 5607 02	27-6
4004 5612 01	27-10
4004 7324 01	36-3
4005 0203 01	5-21
4005 1320 02	4-24
4005 1464 01	5-2
4011 3012 01	42-14

Parts No.	Page No.
4011 3020 01	37-4
4011 3020 01	44-25
4011 3021 01	44-24
4021 3036 01	36-34
4025 1018 01	1-17
4025 2175 01	7-20
4025 2283 01	35-2
4025 2285 02	3-18
4025 2294 01	35-23
4025 2295 01	35-25
4025 3572 01	24-17
4025 5984 01	32-3
4025 6805 01	34-22
4030 0151 01	39-10
4030 2080 01	41-24
4030 3002 02	38-12
4030 3003 01	38-16
4030 3005 01	38-11
4030 3008 01	38-17
4030 3010 04	38-5
4030 3011 03	38-22
4030 3012 01	38-23
4030 3013 01	39-13
4030 3016 12	38-4
4030 3017 03	39-14
4030 3020 02	38-19
4030 3025 05	39-6
4030 3030 01	38-20
4030 3034 01	38-10
4030 3036 01	38-14
4030 3037 01	39-5
4030 3039 01	39-16
4030 3046 03	42-11
4030 3047 02	42-23
4030 3048 02	42-8
4030 3049 01	42-9
4030 3077 01	39-9
4030 3078 01	39-11
4030 3079 01	39-12
4030 3081 01	42-5

Parts No.	Page No.
4030 3083 01	42-7
4030 3091 01	42-22
4030 3093 01	14-3
4030 3095 01	38-13
4030 3105 01	39-1
4030 3116 01	40-8
4030 3122 01	40-4
4030 3123 01	40-2
4030 3124 03	39-2
4030 3125 01	39-4
4030 3129 03	39-3
4030 3201 09	44-17
4030 3203 01	43-7
4030 3205 01	44-27
4030 3206 01	44-28
4030 3207 01	44-23
4030 3208 02	42-10
4030 3211 02	44-16
4030 3212 01	44-1
4030 3214 02	44-5
4030 3215 01	44-6
4030 3216 01	44-20
4030 3217 01	44-8
4030 3218 01	44-21
4030 3221 01	43-12
4030 3222 03	43-11
4030 3223 03	43-10
4030 3224 02	42-4
4030 3224 02	43-13
4030 3226 01	43-8
4030 3227 01	44-10
4030 3228 12	44-9
4030 3229 02	43-1
4030 3238 00	44-32
4030 3403 01	13-10
4030 3412 01	12-37
4030 3414 01	12-4
4030 3415 02	12-6
4030 3446 01	12-5
4030 3460 02	12-36

Parts No.	Page No.
4030 3475 01	13-19
4030 6214 00	44-30
4030 6215 00	44-31
4030 7301 02	36-22
4030 7301 02	43-4
4030 7500 01	1-12
4030 P002 00	44-29
4034 0151 01	13-23
4034 0151 01	37-10
4034 3012 01	37-7
4036 1011 01	1-21
4036 1366 01	7-2
4036 1374 02	7-10
4036 1381 03	2-4
4036 1408 01	53-9
4036 1410 01	3-7
4036 1425 01	5-14
4036 1509 01	8-3
4036 1582 01	7-1
4036 1611 01	3-22
4036 1631 01	4-14
4036 1632 02	4-7
4036 1633 01	7-13
4036 1720 01	4-16
4036 2549 01	32-6
4036 3008 01	36-8
4036 3014 01	37-20
4036 3018 01	37-19
4036 3019 01	36-36
4036 3021 02	36-19
4036 3022 01	36-5
4036 3022 03	36-5
4036 3025 01	36-23
4036 3025 01	43-5
4036 3028 01	36-2
4036 3028 12	36-2
4036 3030 01	37-2
4036 3031 01	37-3
4036 3040 01	37-18
4036 3086 01	36-1

Parts No.	Page No.	Parts No.	Page No.	Parts No.	Page No.	Parts No.	Page No.	Parts No.	Page No.
4036 3808 03	41-10	4037 2219 02	35-8	4038 0211 04	16-14	4038 1403 02	8-13	4038 2044 02	16-5
4036 3809 01	41-25	4037 2220 02	35-6	4038 0252 03	12-38	4038 1405 05	3-17	4038 2045 01	23-9
4036 3810 03	41-5	4037 2239 02	34-25	4038 1008 03	1-4	4038 1406 02	2-7	4038 2046 01	23-3
4036 3811 01	41-26	4037 2240 01	35-39	4038 1010 01	1-15	4038 1421 02	5-13	4038 2047 02	23-6
4036 3814 01	41-16	4037 2242 01	35-41	4038 1014 01	10-8	4038 1454 01	5-1	4038 2048 01	23-5
4036 3823 01	40-6	4037 2244 01	35-33	4038 1018 02	33-8	4038 1457 01	4-27	4038 2051 01	15-12
4036 3828 02	41-19	4037 2247 01	35-4	4038 1020 03	1-1	4038 1500 01	8-8	4038 2052 02	20-9
4036 3831 01	40-21	4037 3204 01	44-15	4038 1021 05	1-29	4038 1501 02	8-1	4038 2053 02	20-10
4036 3838 01	39-8	4037 3210 01	36-10	4038 1022 06	1-9	4038 1502 03	35-9	4038 2055 02	33-5
4036 3843 02	41-14	4037 3226 01	36-37	4038 1024 04	1-20	4038 1503 04	8-15	4038 2056 02	20-8
4036 3846 02	39-7	4037 3227 01	36-30	4038 1027 04	1-23	4038 1504 02	8-11	4038 2060 02	15-10
4036 3849 01	41-6	4037 6076 01	35-26	4038 1035 01	1-22	4038 1508 02	8-12	4038 2061 01	15-7
4036 4909 01	1-2	4037 6086 01	35-44	4038 1039 02	1-3	4038 1510 01	7-14	4038 2062 01	27-27
4036 6860 01	4-19	4037 6086 01	35-44	4038 1041 02	3-2	4038 1510 01	35-27	4038 2065 17	9-5
4036 6862 01	2-17	4037 6727 01	8-7	4038 1041 02	53-2	4038 1512 01	4-6	4038 2066 12	9-7
4036 6870 01	35-21	4037 6727 01	8-7	4038 1046 01	1-10	4038 1513 01	4-5	4038 2067 01	15-11
4036 7313 01	36-28	4037 6776 01	35-3	4038 1048 01	1-31	4038 1906 04	16-2	4038 2069 01	21-7
4036 7314 01	36-4	4037 6777 01	35-7	4038 1050 01	34-16	4038 2008 02	11-13	4038 2071 02	34-7
4036 7342 01	3-8	4037 6778 02	35-5	4038 1051 01	1-7	4038 2013 04	28-3	4038 2072 04	21-8
4036 7343 01	3-8	4037 6812 01	35-16	4038 1102 02	10-9	4038 2014 08	21-10	4038 2073 02	9-10
4036 7343 01	53-11	4037 6819 01	7-11	4038 1105 01	10-12	4038 2015 02	21-19	4038 2073 02	35-15
4036 7343 01	53-11	4037 6854 01	7-18	4038 1271 00	17-13	4038 2016 02	15-3	4038 2074 05	35-12
4036 7836 01	2-26	4037 6899 01	12-34	4038 1272 00	27-4	4038 2017 01	15-4	4038 2075 02	35-14
4037 0103 01	11-25	4037 7001 00	8-14	4038 1280 00	16-22	4038 2018 03	15-5	4038 2076 01	27-2
4037 0104 01	11-16	4037 7001 00	13-14	4038 1281 00	15-16	4038 2020 02	17-4	4038 2077 13	23-11
4037 0104 01	42-13	4037 7403 01	1-25	4038 1310 00	34-32	4038 2021 03	17-3	4038 2078 13	23-14
4037 0775 01	34-24	4037 7403 01	1-25	4038 1311 00	17-22	4038 2022 02	17-12	4038 2080 01	23-8
4037 0902 01	38-2	4037 7406 01	1-24	4038 1312 00	9-19	4038 2023 18	23-1	4038 2081 02	20-11
4037 0903 01	4-11	4037 7407 01	1-25	4038 1360 00	10-27	4038 2024 02	23-19	4038 2083 02	1-19
4037 0904 01	11-19	4037 7805 03	2-21	4038 1380 01	2-11	4038 2026 01	23-23	4038 2084 06	1-18
4037 0906 01	12-3	4037 7806 01	2-22	4038 1383 01	2-13	4038 2027 01	23-21	4038 2089 01	27-22
4037 0906 01	24-28	4037 7807 01	2-23	4038 1384 01	2-19	4038 2028 01	23-22	4038 2094 01	15-2
4037 0906 01	30-29	4037 7808 01	2-24	4038 1385 01	2-3	4038 2029 01	23-2	4038 2097 02	9-17
4037 0906 01	38-8	4037 7809 01	2-25	4038 1386 01	2-2	4038 2033 01	33-3	4038 2099 01	11-2
4037 0906 01	42-6	4038 0115 01	4-28	4038 1387 01	2-15	4038 2036 01	9-9	4038 2101 01	20-6
4037 1006 01	1-26	4038 0123 03	35-31	4038 1388 01	2-16	4038 2036 01	35-13	4038 2102 01	17-14
4037 1535 01	8-5	4038 0124 02	48-2	4038 1390 01	2-12	4038 2038 02	17-2	4038 2103 04	20-3
4037 1535 01	8-5	4038 0180 01	8-4	4038 1393 03	3-3	4038 2040 01	21-9	4038 2104 02	20-4
4037 1536 02	8-6	4038 0203 02	27-21	4038 1398 01	2-8	4038 2042 01	16-19	4038 2105 03	20-2
4037 1536 02	8-6	4038 0210 01	25-14	4038 1402 01	8-9	4038 2043 03	16-20	4038 2106 01	20-12

Parts No.	Page No.	Parts No.	Page No.	Parts No.	Page No.	Parts No.	Page No.	Parts No.	Page No.
4038 2107 03	17-15	4038 2191 02	16-11	4038 2401 08	34-3	4038 3054 01	11-22	4038 3502 02	24-9
4038 2108 01	17-10	4038 2192 02	16-13	4038 2402 05	34-17	4038 3063 01	37-1	4038 3511 02	25-15
4038 2109 01	17-9	4038 2193 03	16-8	4038 2405 01	35-10	4038 3071 02	36-24	4038 3512 02	25-12
4038 2110 03	17-17	4038 2194 01	16-6	4038 2406 02	34-27	4038 3204 04	13-13	4038 3515 02	25-21
4038 2111 02	27-12	4038 2196 01	16-10	4038 2408 01	11-14	4038 3204 05	13-13	4038 3516 01	25-8
4038 2112 04	27-13	4038 2198 02	21-18	4038 2411 02	33-4	4038 3205 01	13-1	4038 3517 03	22-1
4038 2113 02	27-25	4038 2199 02	21-2	4038 2412 02	33-11	4038 3207 03	13-2	4038 3520 01	25-2
4038 2114 01	27-16	4038 2205 02	23-15	4038 2450 00	26-30	4038 3212 04	12-20	4038 3521 01	25-20
4038 2115 02	27-11	4038 2206 02	19-6	4038 2508 01	26-22	4038 3216 03	13-5	4038 3523 01	25-16
4038 2116 04	27-26	4038 2207 01	23-16	4038 2513 01	26-1	4038 3217 01	13-4	4038 3525 01	24-16
4038 2117 02	27-14	4038 2217 01	23-18	4038 2514 01	26-17	4038 3218 01	13-7	4038 3526 04	24-13
4038 2118 01	27-1	4038 2222 01	19-9	4038 2515 01	26-16	4038 3220 01	13-6	4038 3527 03	24-42
4038 2119 01	27-5	4038 2225 02	19-12	4038 2517 01	26-21	4038 3221 03	12-30	4038 3529 02	24-3
4038 2120 02	27-19	4038 2232 01	19-13	4038 2519 01	26-12	4038 3222 03	12-29	4038 3530 01	24-15
4038 2130 01	27-24	4038 2232 13	19-13	4038 2520 01	26-2	4038 3228 03	13-8	4038 3531 02	24-26
4038 2131 07	27-15	4038 2233 02	19-3	4038 2523 01	26-19	4038 3231 02	13-28	4038 3532 01	24-2
4038 2140 01	27-23	4038 2237 01	33-7	4038 2524 01	26-5	4038 3232 01	14-10	4038 3534 01	25-13
4038 2142 01	27-18	4038 2241 02	33-6	4038 2526 01	26-10	4038 3233 02	12-14	4038 3536 01	24-10
4038 2143 01	27-17	4038 2249 02	15-9	4038 2529 01	26-3	4038 3234 02	12-15	4038 3537 01	24-7
4038 2150 01	17-11	4038 2253 01	26-27	4038 2531 01	26-6	4038 3236 01	14-7	4038 3538 01	24-8
4038 2151 02	20-5	4038 2255 01	19-8	4038 2532 01	26-7	4038 3237 01	14-18	4038 3539 01	24-6
4038 2151 02	23-17	4038 2265 04	10-3	4038 2535 01	26-13	4038 3240 01	14-2	4038 3540 03	24-12
4038 2152 13	23-12	4038 2266 01	10-2	4038 2536 01	26-26	4038 3244 02	14-14	4038 3541 01	11-1
4038 2153 13	23-13	4038 2274 03	19-7	4038 2539 01	26-25	4038 3246 01	14-4	4038 3542 02	25-3
4038 2162 02	11-12	4038 2275 01	19-1	4038 2549 01	26-18	4038 3247 01	14-5	4038 3551 01	25-7
4038 2173 02	17-5	4038 2276 01	19-11	4038 2551 01	26-9	4038 3252 01	12-23	4038 3552 01	25-11
4038 2174 03	17-5	4038 2277 01	19-10	4038 2578 01	26-23	4038 3253 01	12-24	4038 3553 01	25-4
4038 2175 02	17-5	4038 2281 04	10-14	4038 2579 01	27-8	4038 3255 01	12-32	4038 3556 01	24-39
4038 2175 02	17-5	4038 2282 03	10-6	4038 2580 01	30-19	4038 3260 01	14-1	4038 3558 02	24-41
4038 2178 01	34-5	4038 2283 02	10-16	4038 2586 01	27-9	4038 3261 02	13-17	4038 3559 01	24-40
4038 2179 01	16-18	4038 2287 02	10-1	4038 2591 01	30-35	4038 3262 03	13-18	4038 3561 03	24-32
4038 2180 01	16-17	4038 2302 01	35-32	4038 2592 01	30-33	4038 3263 01	13-9	4038 3562 01	24-33
4038 2181 01	21-6	4038 2307 02	34-8	4038 2593 02	30-36	4038 3265 01	13-21	4038 3567 01	24-22
4038 2182 01	21-3	4038 2308 02	34-11	4038 2597 01	26-28	4038 3266 01	13-16	4038 3571 02	25-10
4038 2183 01	21-1	4038 2309 01	34-13	4038 2598 01	26-14	4038 3267 01	13-24	4038 3592 01	24-24
4038 2184 01	16-16	4038 2310 01	48-1	4038 2599 01	26-4	4038 3268 02	13-12	4038 3593 01	24-21
4038 2187 04	16-4	4038 2311 01	48-4	4038 2601 00	4-33	4038 3269 02	13-25	4038 3595 01	9-3
4038 2188 02	16-15	4038 2312 01	35-22	4038 2602 00	4-34	4038 3270 01	13-20	4038 3735 01	29-5
4038 2189 01	16-3	4038 2313 01	19-5	4038 2699 01	26-15	4038 3272 01	12-35	4038 4611 01	25-5
4038 2190 03	16-12	4038 2314 03	34-19	4038 3020 03	36-20	4038 3286 01	12-28	4038 4620 01	25-9

Parts No.	Page No.	Parts No.	Page No.	Parts No.	Page No.	Parts No.	Page No.	Parts No.	Page No.
4038 5002 00	23-27	4038 6051 04	2-6	4038 7341 01	1-25	4066 3715 01	46-28	4067 0202 03	41-2
4038 5601 00	36-9	4038 6052 07	2-6	4038 7351 01	12-1	4066 3716 04	47-3	4067 0203 02	42-2
4038 5603 00	24-43	4038 6052 07	2-6	4038 7351 01	12-1	4066 3718 01	46-5	4067 0204 03	38-26
4038 5604 00	12-41	4038 6053 04	2-6	4038 7352 01	12-1	4066 3720 01	46-29	4067 3802 01	41-11
4038 5605 00	13-34	4038 6058 04	2-6	4038 M101 00	30-40	4066 3722 01	47-4	4067 3803 02	41-3
4038 5606 00	12-42	4038 6059 04	2-6	4038 M600 00	10-17	4066 3723 01	47-7	4067 3805 02	41-23
4038 5651 00	13-26	4038 6251 00	40-19	4038 M601 00	9-4	4066 3726 02	45-10	4067 3807 03	41-22
4038 5653 00	13-11	4038 6803 03	49-1	4038 R705 00	15-14	4066 3729 01	45-15	4067 3815 02	42-15
4038 5654 00	37-11	4038 6815 02	10-23	4038 R706 00	17-8	4066 3730 01	46-15	4067 3816 02	38-7
4038 5655 00	37-13	4038 6816 01	10-13	4038 R707 00	19-16	4066 3731 01	46-10	4067 3818 02	41-4
4038 5656 00	13-8	4038 6817 03	34-26	4038 R708 00	19-15	4066 3731 01	47-13	4067 3820 01	42-19
4038 5657 00	13-31	4038 6829 02	11-5	4038 R709 00	20-1	4066 3732 02	46-13	4067 3821 01	41-9
4038 5658 00	13-9	4038 6830 02	24-29	4038 R710 00	20-7	4066 3736 01	45-12	4067 3822 03	40-1
4038 5660 01	13-1	4038 6835 01	23-26	4038 R712 00	36-32	4066 3738 01	45-7	4067 3825 01	40-20
4038 5661 00	13-28	4038 6836 01	23-20	4038 R745 00	27-3	4066 3739 01	45-20	4067 3832 01	40-18
4038 5662 00	13-21	4038 6840 02	17-21	4038 R770 00	10-22	4066 3741 01	45-8	4067 3833 01	40-5
4038 5663 00	13-33	4038 6844 01	53-12	4038 R791 00	38-30	4066 3743 01	46-16	4067 3834 01	40-9
4038 5664 00	13-32	4038 6848 01	34-1	4039 2208 01	17-16	4066 3745 01	47-15	4067 3852 01	43-2
4038 5666 00	13-29	4038 6863 01	4-23	4039 2209 01	9-18	4066 3746 01	47-6	4067 3855 02	41-30
4038 5667 00	13-30	4038 6864 01	7-9	4039 2210 01	9-2	4066 3747 01	46-11	4067 3856 02	41-28
4038 5852 02	31-10	4038 7010 00	24-44	4039 5602 00	37-23	4066 3747 01	47-14	4067 3857 02	41-29
4038 5860 01	32-9	4038 7021 00	11-28	4039 5604 00	36-29	4066 3751 01	46-30	4067 3871 01	41-27
4038 5862 01	32-22	4038 7022 00	24-13	4039 H011 00	15-1	4066 3752 01	46-4	4067 5614 00	39-15
4038 5863 01	32-24	4038 7023 00	24-14	4040 7304 01	43-6	4066 3754 01	45-16	4067 5620 00	38-29
4038 5864 01	32-23	4038 7301 03	1-30	4040 M100 00	35-34	4066 3761 01	46-20	4067 6801 04	42-17
4038 5871 02	32-30	4038 7302 02	25-18	4065 611	28-5	4066 3762 01	46-23	4067 6802 01	42-20
4038 5872 02	32-29	4038 7303 01	24-1	4066 0101 02	46-21	4066 3763 01	46-18	4067 6803 02	42-26
4038 5876 01	47-5	4038 7304 01	31-2	4066 0208 03	46-27	4066 3764 02	47-10	4067 6804 01	38-25
4038 5877 02	32-21	4038 7308 02	10-11	4066 0209 02	47-8	4066 3765 02	47-9	4067 6805 01	42-18
4038 5881 05	31-1	4038 7309 01	10-10	4066 3701 06	45-13	4066 3770 03	47-16	4067 H010 00	42-21
4038 5883 03	31-5	4038 7309 01	21-11	4066 3702 04	45-6	4066 3777 01	45-18	4067 R706 00	53-16
4038 5886 03	31-4	4038 7311 02	28-2	4066 3703 02	45-3	4066 3778 01	45-19	4106 2063 01	10-25
4038 5887 01	32-1	4038 7312 01	36-21	4066 3704 03	45-17	4066 6801 01	46-22	4106 2063 01	16-7
4038 5893 01	32-16	4038 7313 01	53-7	4066 3705 01	45-2	4066 6802 01	47-12	4109 5530 01	34-2
4038 5893 01	46-12	4038 7313 01	53-7	4066 3706 01	46-1	4066 7301 02	45-4	4128 2215 01	9-6
4038 5896 02	31-6	4038 7314 01	53-7	4066 3707 01	46-3	4066 8101 00	45-1	4128 3522 02	24-30
4038 5897 01	32-14	4038 7315 02	1-16	4066 3709 01	46-8	4066 8132 00	45-21	4128 3823 01	44-14
4038 5898 01	32-17	4038 7316 01	17-6	4066 3711 03	45-9	4066 8133 00	45-22	4131 3001 01	14-8
4038 5901 01	32-11	4038 7321 01	43-3	4066 3713 02	46-14	4066 8134 00	45-23	4131 3003 01	38-6
4038 5915 01	32-2	4038 7337 01	36-18	4066 3714 01	46-6	4067 0201 02	41-8	4131 3532 02	14-6

Parts No.	Page No.	Parts No.	Page No.	Parts No.	Page No.	Parts No.	Page No.	Parts No.	Page No.
4131 3532 02	40-11	4348 3048 01	40-13	4657 3725 01	45-14	9335 1300 61	14-16	9384 2710 42	52-14
4131 3904 02	32-33	4348 3049 01	38-3	4657 3736 01	45-5	9335 1300 61	27-20	9384 2910 21	52-15
4134 3106 01	36-7	4348 3069 04	40-16	4658 3012 01	44-7	9335 1300 61	47-1	9384 2910 31	52-16
4136 6751 01	10-15	4348 3070 02	38-28	4658 3040 01	37-12	9335 1400 11	24-34	9455 8076 01	13-15
4142 3217 01	14-9	4348 3071 01	40-3	4658 3042 02	41-18	9335 1400 21	24-4	9455 8076 01	24-23
4154 3804 01	9-8	4348 6205 00	41-12	4658 3046 01	37-9	9335 1400 61	11-10	9646 0308 14	53-1
4154 3804 01	10-5	4348 6206 00	41-32	4658 3048 01	44-2	9335 1400 81	7-16	9646 0308 14	53-1
4154 3804 01	15-6	4425 3013 01	38-9	4658 3049 01	44-4	9335 1400 81	7-17	9J03 N300 00	53-6
4154 3804 01	19-4	4425 3016 01	38-15	4658 3140 02	41-17	9335 1400 81	7-17	9J06 0101 02	34-28
4154 3804 01	23-10	4475 2603 02	1-8	4658 3516 02	26-11	9335 1400 81	7-17	9J06 0113 03	7-6
4154 3804 01	28-4	4497 3116 01	46-2	4658 3516 02	30-10	9351 3300 11	5-23	9J06 0121 06	35-30
4154 3804 01	30-11	4498 3469 01	43-9	4687 3281 01	12-39	9353 2400 11	21-5	9J06 0202 14	13-27
4154 3804 01	34-6	4498 3825 01	44-13	4687 3281 01	36-6	9372 1300 12	24-25	9J06 0207 01	30-24
4163 5293 01	23-4	4498 3826 01	44-12	50GA 6271 01	42-27	9372 5400 31	24-31	9J06 0212 01	32-25
4163 5293 01	25-6	4498 3834 01	44-19	9313 1000 72	9-13	9381 4101 31	53-6	9J06 0213 02	32-26
4163 5293 01	31-7	4575 3707 01	45-11	9313 1000 72	33-1	9381 4300 31	53-6	9J06 0214 03	32-13
4163 5293 01	32-32	4581 1316 01	2-18	9313 1000 72	33-9	9381 4300 41	53-6	9J06 1010 00	21-20
4163 5293 01	35-35	4581 1316 01	7-8	9313 1000 72	34-14	9383 2210 11	30-37	9J06 1011 00	17-19
4163 5293 01	36-26	4581 1318 01	3-11	9313 1400 31	35-37	9383 5000 11	34-23	9J06 1012 00	17-20
4163 5293 01	40-7	4581 1379 01	2-10	9313 1500 12	34-12	9384 1000 51	52-1	9J06 1013 00	17-18
4330 3720 01	46-9	4581 1382 01	2-1	9313 1500 21	4-8	9384 1100 21	52-9	9J06 1014 00	10-26
4330 3738 02	46-26	4581 1389 01	2-14	9314 1001 04	46-17	9384 1100 31	52-10	9J06 1015 01	21-21
4330 3746 03	47-11	4581 1427 01	5-11	9314 1001 04	47-2	9384 1100 91	52-2	9J06 1016 00	21-23
4330 3753 02	46-25	4581 1428 01	5-22	9314 1910 83	4-25	9384 1300 51	52-11	9J06 1017 00	21-22
4330 3761 04	46-24	4581 1429 01	5-20	9322 1300 21	24-37	9384 1310 81	52-4	9J06 1018 00	21-25
4330 3762 01	46-19	4581 1452 01	5-6	9322 1300 21	30-31	9384 1311 11	52-17	9J06 1023 01	1-27
4348 2038 03	41-13	4581 1453 01	5-3	9322 1300 31	26-8	9384 1410 51	52-18	9J06 1029 01	1-28
4348 2040 01	41-31	4581 1455 01	5-7	9322 1400 21	26-20	9384 1521 51	52-20	9J06 1030 00	29-4
4348 2041 02	41-21	4581 1579 01	7-3	9325 4400 21	5-24	9384 1621 21	48-3	9J06 1101 05	10-7
4348 2042 01	41-7	4581 1605 03	3-6	9326 1001 11	2-9	9384 1700 24	52-12	9J06 1328 01	4-10
4348 2044 01	41-20	4581 1610 01	3-20	9326 1001 11	2-9	9384 1700 24	52-12	9J06 1332 01	4-15
4348 3011 04	40-12	4581 1625 01	4-2	9326 1001 11	5-25	9384 1700 24	53-4	9J06 1369 01	4-1
4348 3028 01	40-17	4581 1627 01	4-12	9326 1001 11	5-25	9384 1700 24	53-4	9J06 1370 02	4-18
4348 3029 01	38-27	4581 1640 02	5-19	9326 1001 11	7-7	9384 1900 55	4-32	9J06 1371 01	4-21
4348 3030 01	42-3	4581 2269 04	7-12	9326 1200 61	7-5	9384 1900 57	4-29	9J06 1372 01	3-12
4348 3031 01	40-14	4581 2269 04	35-40	9326 1200 61	7-5	9384 1921 01	52-5	9J06 1373 01	5-17
4348 3032 01	40-15	4581 3806 01	5-9	9326 1410 31	34-29	9384 1921 11	52-6	9J06 1391 02	3-5
4348 3042 01	40-10	4581 7901 02	52-22	9326 1810 21	4-20	9384 1921 21	52-7	9J06 1392 02	3-9
4348 3046 01	38-1	4643 1020 03	1-6	9326 1810 21	4-20	9384 2010 21	52-13	9J06 1394 01	3-15
4348 3047 01	38-24	4657 3714 01	46-7	9334 2610 12	3-4	9384 2200 31	53-3	9J06 1395 01	3-1

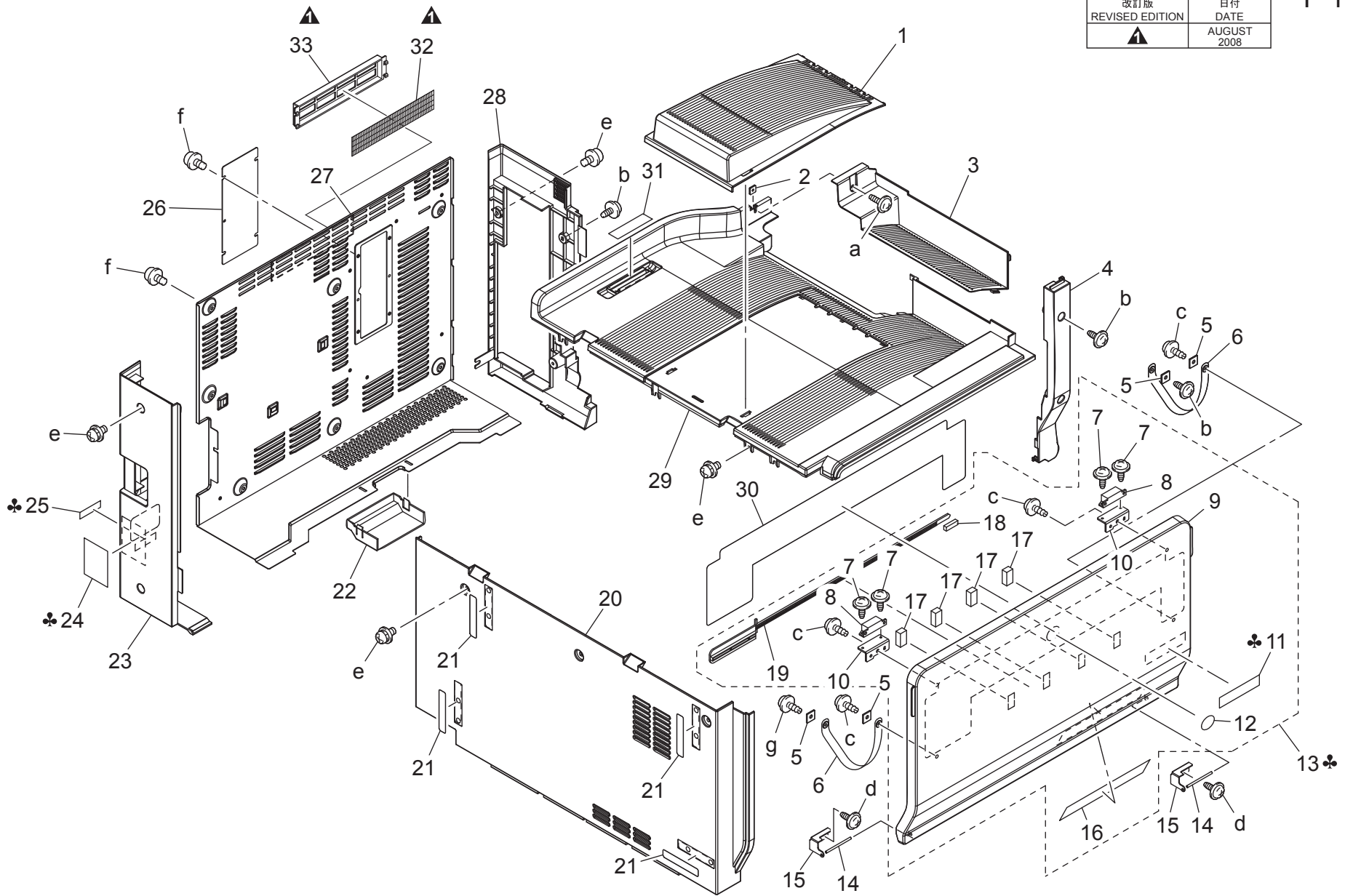
Parts No.	Page No.	Parts No.	Page No.	Parts No.	Page No.	Parts No.	Page No.	Parts No.	Page No.
9J06 1396 01	3-14	9J06 2410 02	35-36	9J06 2576 03	30-20	9J06 6201 01	34-9	9J06 M701 00	35-29
9J06 1399 01	2-5	9J06 2454 01	33-13	9J06 2581 01	30-7	9J06 6201 01	34-9	9J06 M705 00	35-20
9J06 1412 01	3-19	9J06 2455 01	9-12	9J06 2582 01	30-5	9J06 6202 02	34-9	9J06 M900 00	52-3
9J06 1413 02	3-16	9J06 2456 01	9-11	9J06 2583 02	25-17	9J06 6203 02	19-14	9J06 N100 00	17-7
9J06 1414 05	3-13	9J06 2457 01	9-14	9J06 2584 01	30-6	9J06 6211 00	12-18	9J06 N101 00	35-43
9J06 1415 02	53-13	9J06 2458 01	21-24	9J06 2585 01	30-4	9J06 6801 01	49-2	9J06 N103 00	34-4
9J06 1416 01	53-10	9J06 2459 03	21-14	9J06 2587 02	30-23	9J06 6802 01	49-2	9J06 N106 00	10-21
9J06 1451 01	5-5	9J06 2460 01	10-24	9J06 2594 01	30-22	9J06 6803 03	50-1	9J06 P003 00	29-10
9J06 1471 01	4-26	9J06 2461 01	21-12	9J06 2595 02	30-17	9J06 6805 04	51-1	9J06 P004 00	1-33
9J06 1515 01	8-2	9J06 2462 01	29-2	9J06 2596 01	30-32	9J06 6806 01	34-26	9J06 P005 00	1-32
9J06 1553 03	6-1	9J06 2463 02	29-7	9J06 2611 00	4-30	9J06 6806 01	34-26	9J06 PJG0 00	52-23
9J06 1559 01	6-2	9J06 2464 01	11-27	9J06 3208 02	13-3	9J06 6807 04	9-15	9J06 PJG1 00	52-24
9J06 1568 01	6-3	9J06 2465 01	33-2	9J06 3213 01	12-26	9J06 6808 02	34-31	9J06 R701 00	24-38
9J06 1569 02	6-7	9J06 2466 01	10-20	9J06 3214 02	12-31	9J06 6808 02	34-31	9J06 R702 00	6-5
9J06 1589 00	6-6	9J06 2467 01	10-19	9J06 3215 02	12-22	9J06 6810 01	12-33	9J06 R703 00	25-1
9J06 1590 01	7-15	9J06 2468 02	33-12	9J06 3235 01	12-12	9J06 6811 01	11-24	9J06 R704 00	23-24
9J06 1591 01	4-9	9J06 2469 01	33-14	9J06 3249 01	14-15	9J06 6812 02	31-9	9J06 R705 11	29-1
9J06 1593 00	6-9	9J06 2470 01	34-10	9J06 3251 04	12-27	9J06 6813 01	12-17	9J06 R706 11	29-1
9J06 1594 00	6-8	9J06 2472 00	21-15	9J06 3256 01	12-25	9J06 6814 01	34-21	9J06 R706 11	29-1
9J06 1598 00	4-13	9J06 2473 00	21-16	9J06 3281 02	12-8	9J06 6816 01	51-2	9J06 R707 11	29-1
9J06 1599 00	8-10	9J06 2541 01	30-13	9J06 3282 01	12-2	9J06 6817 01	7-4	9J06 R708 00	3-21
9J06 1620 01	3-10	9J06 2542 01	30-25	9J06 3283 04	12-13	9J06 6818 03	34-31	9J06 R709 00	18-1
9J06 1635 00	4-3	9J06 2543 01	30-27	9J06 3284 03	12-11	9J06 7000 00	24-27	9J06 R710 00	22-2
9J06 1636 00	4-4	9J06 2544 01	30-28	9J06 3285 01	12-16	9J06 7200 00	29-8	9J06 R711 00	16-21
9J06 1721 01	4-17	9J06 2545 01	30-38	9J06 3286 02	12-21	9J06 7201 00	29-9	9J06 R712 00	25-19
9J06 1722 02	4-31	9J06 2546 01	30-18	9J06 3287 00	12-10	9J06 7301 01	34-30	9J06 R713 00	28-1
9J06 2019 02	17-1	9J06 2547 01	30-34	9J06 3501 01	24-5	9J06 7302 01	34-18	9J06 R714 00	19-2
9J06 2032 00	21-13	9J06 2548 00	30-41	9J06 3575 00	24-11	9J06 7303 01	12-9	9J06 R715 00	23-25
9J06 2079 01	29-3	9J06 2556 01	30-1	9J06 5904 04	32-10	9J06 7323 01	1-11	9J06 R716 00	36-38
9J06 2082 01	29-6	9J06 2557 01	30-12	9J06 5911 02	32-27	9J06 7325 01	1-11	9J06 R718 00	13-22
9J06 2086 01	15-13	9J06 2559 01	30-15	9J06 5916 03	32-18	9J06 7354 01	12-19	9J06 R719 00	15-8
9J06 2101 00	30-16	9J06 2563 02	30-39	9J06 5925 02	32-28	9J06 H003 01	34-28	9J06 R720 00	5-8
9J06 2301 01	35-17	9J06 2564 01	30-26	9J06 5926 01	32-31	9J06 M100 00	4-22	9J06 R721 00	7-19
9J06 2303 02	35-1	9J06 2566 01	30-3	9J06 5927 01	32-20	9J06 M100 00	31-8	9J06 R723 00	37-16
9J06 2304 01	34-15	9J06 2570 01	30-2	9J06 5928 01	32-19	9J06 M101 00	22-3	9J06 R726 00	30-30
9J06 2305 01	10-18	9J06 2571 01	30-8	9J06 5930 01	32-5	9J06 M102 00	22-4	9J06 R727 00	16-1
9J06 2317 01	35-19	9J06 2572 01	35-11	9J06 5944 01	31-3	9J06 M103 00	42-12	9J06 R728 00	6-4
9J06 2318 01	35-28	9J06 2573 01	30-9	9J06 5945 01	32-4	9J06 M200 00	14-13	9J06 R730 00	15-15
9J06 2320 01	35-38	9J06 2574 01	30-14	9J06 5946 02	32-7	9J06 M201 00	14-12	9J06 R731 00	21-17
9J06 2403 01	34-20	9J06 2575 01	30-21	9J06 5948 01	32-8	9J06 M601 00	10-4	9J06 R732 00	21-4

Parts No.	Page No.
9J06 R733 00	26-29
9J06 R734 11	29-1
9J06 R738 00	44-11
9J06 R744 11	39-17
9J06 R763 00	12-40
9J06 R763 00	12-40
9J06 R764 00	12-40
9J06 R779 00	24-38
9J06 R780 00	12-40
9J06 R780 00	12-40
9J06 R781 00	12-40
9J06 R782 00	1-13
9J06 R783 00	1-13
9J06 R797 00	30-42
9J06 R901 00	11-7
9J06 R903 00	52-21
9J06 R904 00	52-21
9J06 R905 00	52-21
9J06 R909 00	52-21
9J06 R910 00	52-21
9J06 R911 00	52-21
9J06 R913 00	52-21
9J06 R914 00	52-21
9J06 R915 00	52-21
9J06 R916 00	52-21
9J08 M106 00	42-1
A00J 6234 00	43-14
A03U 9465 00	2-20

EXTERNAL PARTS

改訂版 REVISED EDITION	日付 DATE
▲	AUGUST 2008

P 1



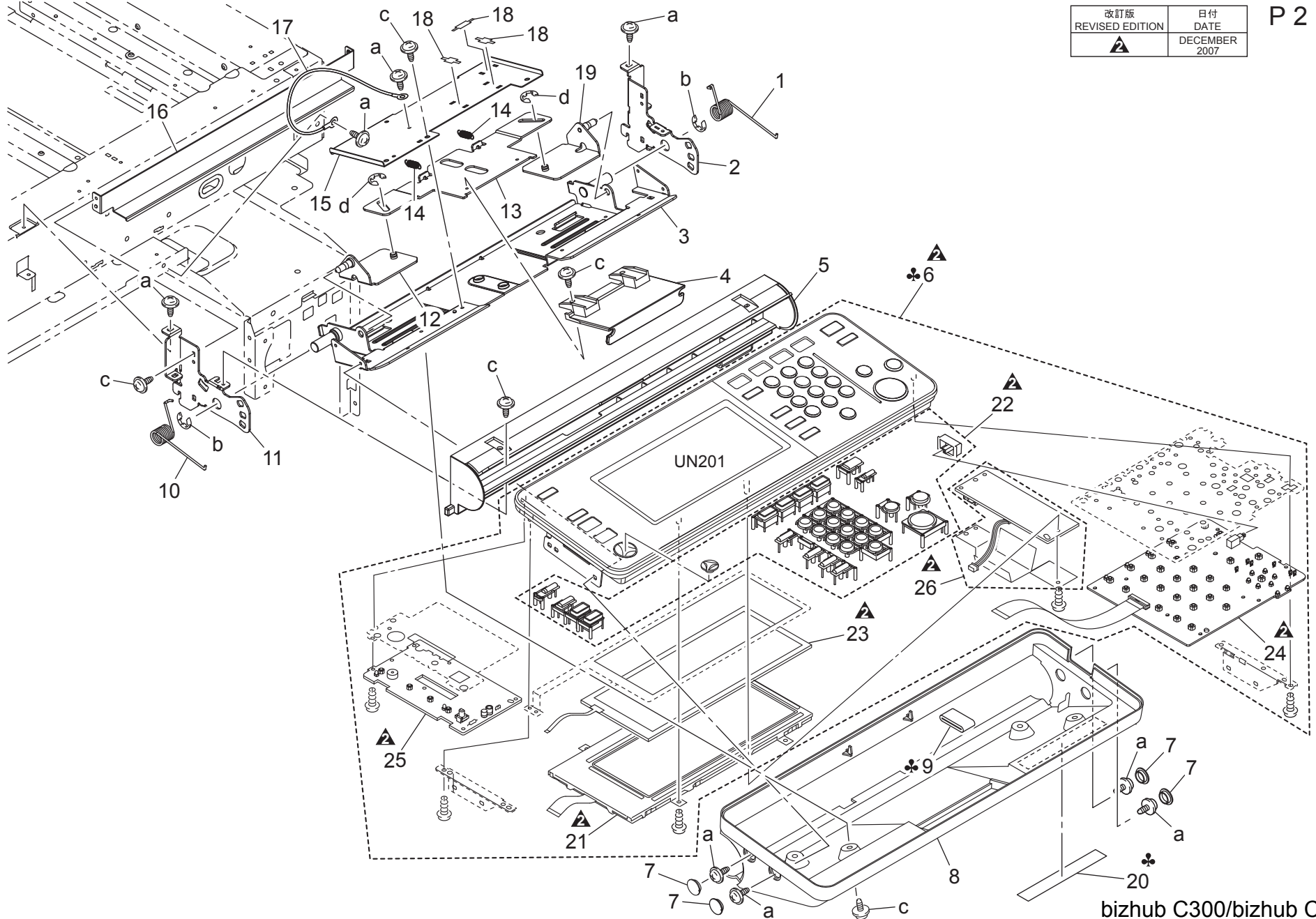
EXTERNAL PARTS

Key	Part No.	Description	Destinations	Class	QTY	Standard parts
1	4038 1020 03	TRAY TOP		C	1	a-9739 0408 14 b-9735 0308 14 c-9739 0308 14 d-9735 0306 14 e-9646 0308 14 f-9646 0306 14 g-9739 0310 14
2	4036 4909 01	PLATE NUT		D	1	
3	4038 1039 02	TOP COVER LIGHT		C	1	
4	4038 1008 03	RIGHT COVER		C	1	
5	1053 3103 01	SET PLATE		C	4	
6	4643 1020 03	BAND		C	2	
7	4038 1051 01	SCREW		C	4	
8	4475 2603 02	MAGNET CATCH		D	2	
9	4038 1022 06	FRONT DOOR		C	1	
10	4038 1046 01	BRACKET		D	2	
11	9J06 7323 01	LABEL bizhubC352	{bizhub C352}	C	1	
11	9J06 7325 01	LABEL bizhubC300	{bizhub C300}	C	1	
12	4030 7500 01	LABEL LOGO MARK		C	1	
13	9J06 R782 00	FRONT COVER ASSY	{bizhub C300}	C	1	
13	9J06 R783 00	FRONT COVER ASSY	{bizhub C352}	C	1	
14	1136 1019 03	SHAFT		C	2	
15	4038 1010 01	HINGE		C	2	
16	4038 7315 02	LABEL CH CLEAN		C	1	
17	4025 1018 01	SEAL		C	4	
18	4038 2084 06	CLEANING PAD		C	1	
19	4038 2083 02	CLANING MATERIAL		C	1	
20	4038 1024 04	LEFT COVER UPPER		C	1	
21	4036 1011 01	LABEL HIDE		C	4	
22	4038 1035 01	REAR COVER		C	1	
23	4038 1027 04	LEFT COVER		C	1	
24	4037 7406 01	LABEL EARTH CAUTION	C,D1,D3,F2,G1,I,K	C	1	
25	4037 7403 01	LABEL OUTLET	B,G2,H	C	1	
25	4037 7403 01	LABEL OUTLET	F1{bizhub C352}	C	1	
25	4037 7407 01	LABEL OUTLET	C,D1,D3,F2,G1,I,K,J	C	1	
25	4038 7341 01	LABEL OUTLET	A1	C	1	
26	4037 1006 01	COVER		C	1	
27	9J06 1023 01	REAR COVER		C	1	
28	9J06 1029 01	RIGHT COVER		C	1	
29	4038 1021 05	TOP COVER		C	1	
30	4038 7301 03	LABEL REMOVE		C	1	
31	4038 1048 01	SEAL		C	1	
32	9J06 P005 00	Filter		C	1	
33	9J06 P004 00	Holder		C	1	

CONTROL PANEL

改訂版 REVISED EDITION	日付 DATE
	DECEMBER 2007

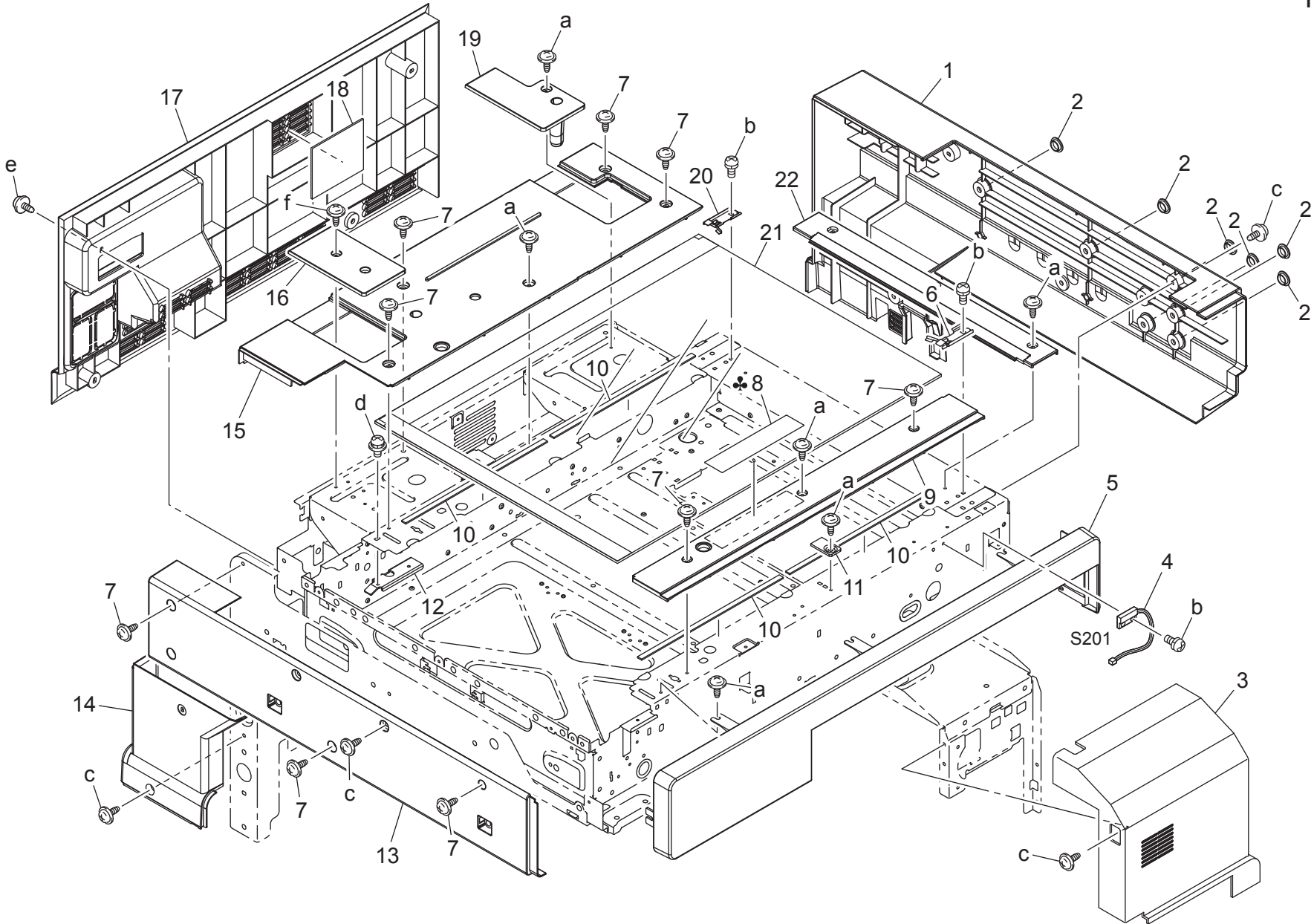
P 2



CONTROL PANEL

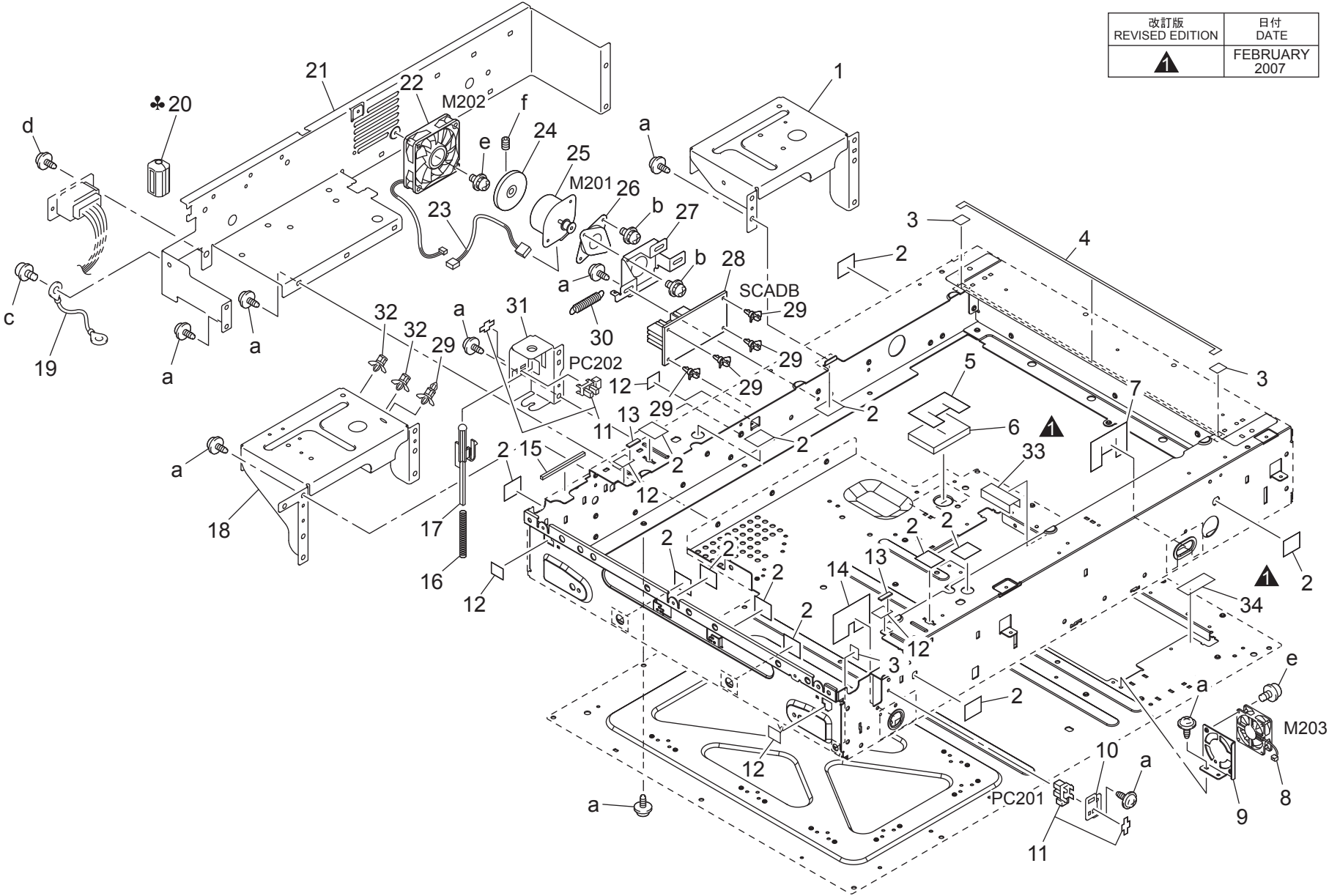
Key	Part No.	Description	Destinations	Class	QTY	Standard parts
1	4581 1382 01	TORSION SPRING		C	1	a-9735 0306 14 b-9721 0800 01 c-9735 0308 14 d-9721 0400 01
2	4038 1386 01	HOLD PLATE		D	1	
3	4038 1385 01	BRACKET		D	1	
4	4036 1381 03	LEVER		C	1	
5	9J06 1399 01	COVER		C	1	
6	4038 6051 04	CONTROL PANEL ASSY	操作パネル A S S Y	I	1	
6	4038 6052 07	CONTROL PANEL ASSY	操作パネル A S S Y	I	1	
6	4038 6052 07	CONTROL PANEL ASSY	操作パネル A S S Y	I	1	
6	4038 6053 04	CONTROL PANEL ASSY	操作パネル A S S Y	C	1	
6	4038 6058 04	CONTROL PANEL ASSY	操作パネル A S S Y	J	1	
6	4038 6059 04	CONTROL PANEL ASSY	操作パネル A S S Y	H	1	
7	4038 1406 02	CAP		C	4	
8	4038 1398 01	COVER		C	1	
9	9326 1001 11	FERRITE CORE	フェライトコア	D	1	
9	9326 1001 11	FERRITE CORE	フェライトコア	D	1	
10	4581 1379 01	TORSION SPRING	ねじりコイルばね	C	1	
11	4038 1380 01	HOLD PLATE	保持板	D	1	
12	4038 1390 01	POSITIONING PLATE	位置決め板	D	1	
13	4038 1383 01	COUPLING	連結板	D	1	
14	4581 1389 01	TENSION SPRING	引張コイルばね	C	2	
15	4038 1387 01	BRACKET	取付板	D	1	
16	4038 1388 01	BRACKET	取付板	D	1	
17	4036 6862 01	WIRE HARNESS ASSY	ハーネス A S S Y	D	1	
18	4581 1316 01	SEAL	シール	C	3	
19	4038 1384 01	POSITIONING PLATE	位置決め板	D	1	
20	A03U 9465 00	Regulating Label	規制ラベル	D	1	
21	4037 7805 03	LCD MODULE	L C D モジュール	I	1	
22	4037 7806 01	KEY TOP	キートップ	C	1	
23	4037 7807 01	TOUCH PANEL	タッチパネル	B	1	
24	4037 7808 01	PWB1 ASSY	P W B 1 A S S Y	I	1	
25	4037 7809 01	PWB2 ASSY	P W B 2 A S S Y	I	1	
26	4036 7836 01	PWB3 ASSY	P W B 3 A S S Y	I	1	

IR COVER



SCANNER DRIVE SECTION

改訂版 REVISED EDITION	日付 DATE
▲	FEBRUARY 2007



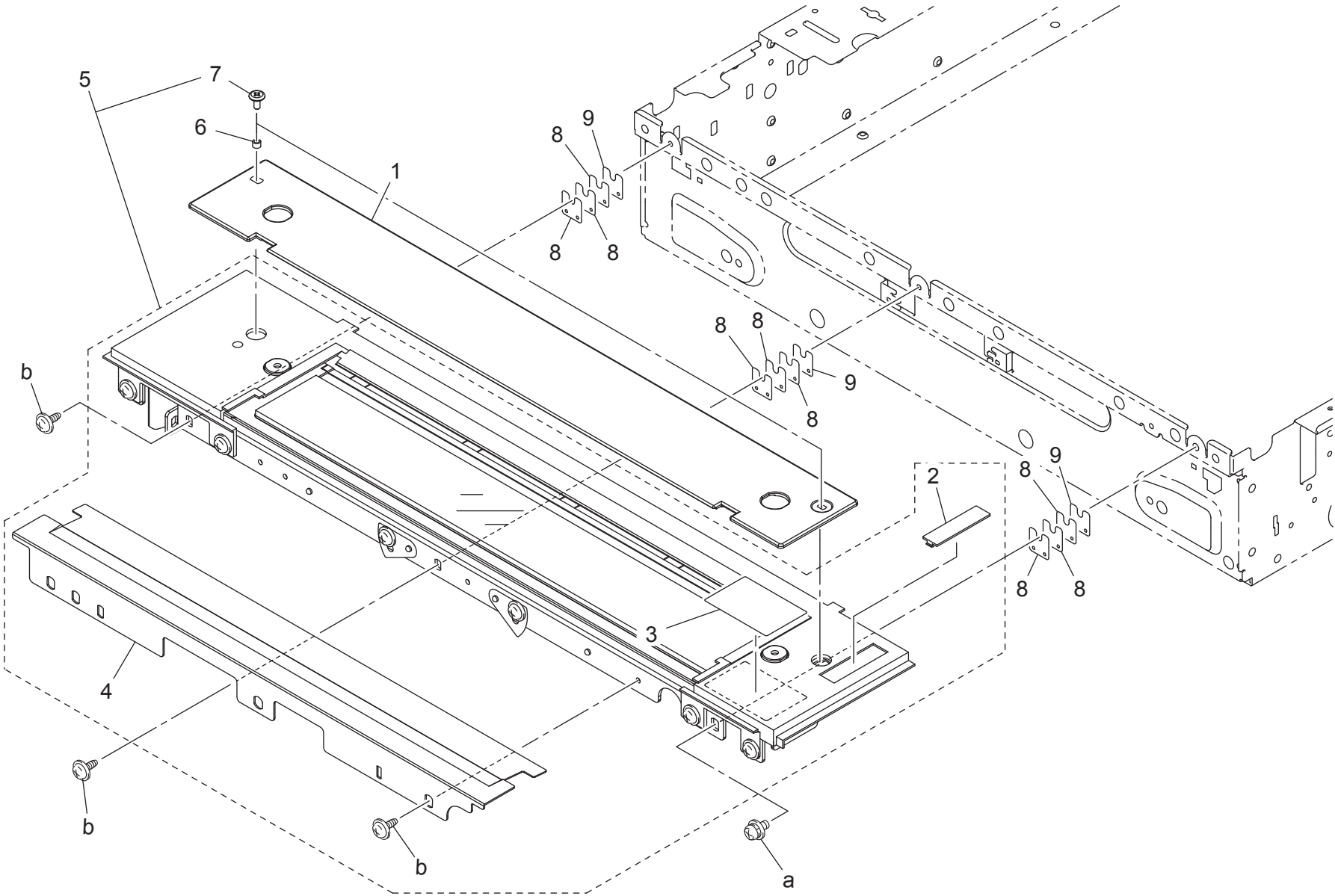
SCANNER DRIVE SECTION

Key	Part No.	Description	Destinations	Class	QTY	Standard parts
1	9J06 1369 01	FRAME		D	1	a-9735 0306 14 b-9646 0306 14 c-9646 0408 14 d-9735 0308 14 e-9646 0320 14 f-9684 0304 08
2	4581 1625 01	SEAL		C	13	
3	9J06 1635 00	SEAL		C	3	
4	9J06 1636 00	SEAL		C	1	
5	4038 1513 01	SEAL		C	1	
6	4038 1512 01	SEAL		C	1	
7	4036 1632 02	SEAL		C	1	
8	9313 1500 21	FAN MOTOR		C	1	
9	9J06 1591 01	BRACKET		D	1	
10	9J06 1328 01	BRACKET		D	1	
11	4037 0903 01	PHOTO INTERRUPTER		B	2	
12	4581 1627 01	SEAL		C	5	
13	9J06 1598 00	SEAL		C	2	
14	4036 1631 01	SEAL		C	1	
15	9J06 1332 01	SEAL		C	1	
16	4036 1720 01	PRESSURE SPRING		C	1	
17	9J06 1721 01	LEVER		C	1	
18	9J06 1370 02	FRAME		D	1	
19	4036 6860 01	WIRE HARNESS ASSY		D	1	
20	9326 1810 21	FERRITE CORE	C,D1,D3,F2,G1,H,I,J .K	D	1	
21	9J06 1371 01	REINFORCE PLATE	F1{bizhub C352}	D	1	
22	9J06 M100 00	FAN MOTOR		C	1	
23	4038 6863 01	WIRE HARNESS ASSY		D	1	
24	4005 1320 02	DUMPER		C	1	
25	9314 1910 83	MOTOR		C	1	
26	9J06 1471 01	CUSHION		C	1	
27	4038 1457 01	BRACKET		D	1	
28	4038 0115 01	PWB ASSY		I	1	
29	9384 1900 57	PWB SUPPORT 9.53H		D	5	
30	9J06 2611 00	Tension spring		C	1	
31	9J06 1722 02	BRACKET		D	1	
32	9384 1900 55	PWB SUPPORT 9.53H		D	2	
33	4038 2601 00	SEAL		C	1	
34	4038 2602 00	SEAL		C	1	

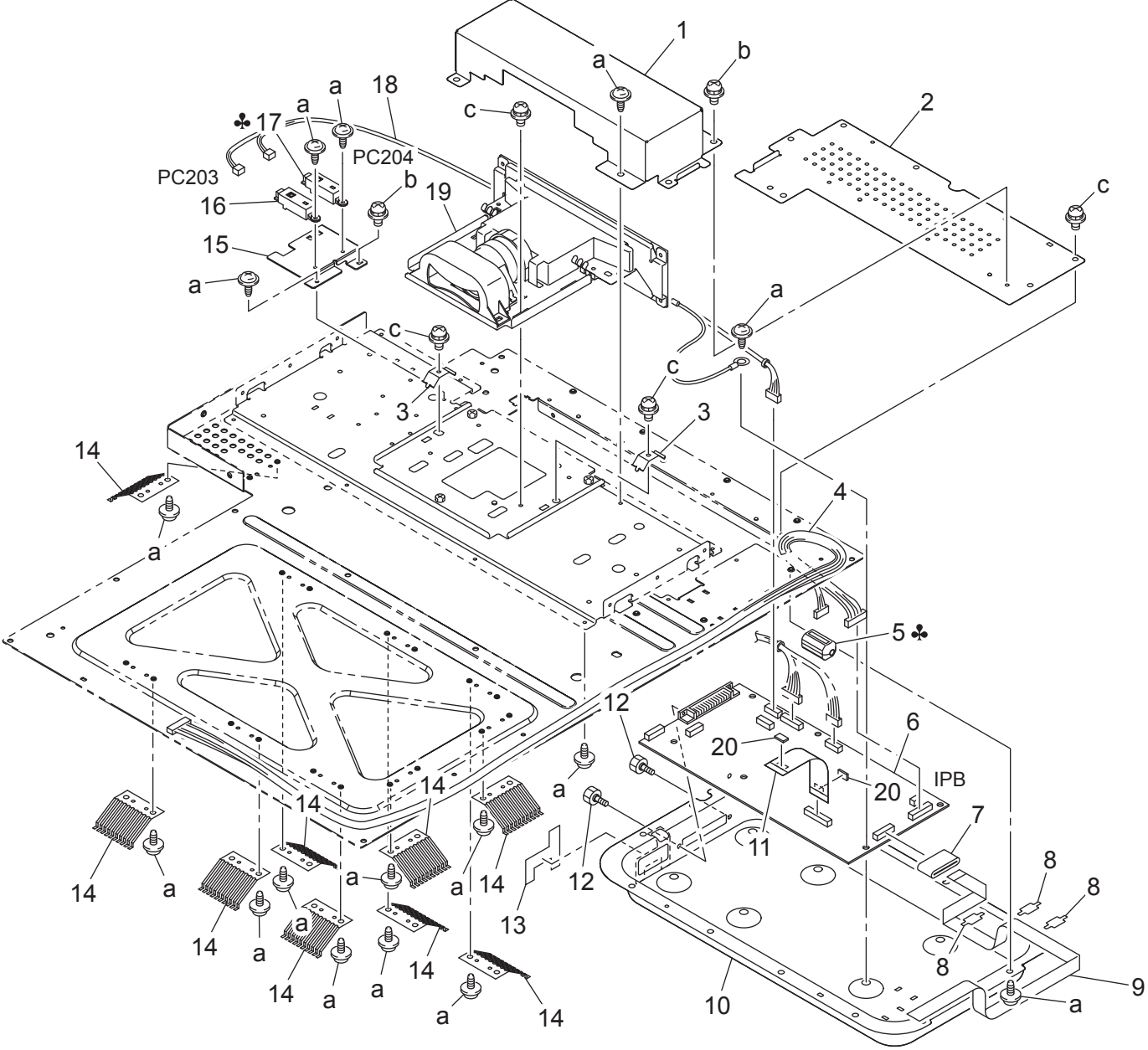
SCANNER DRIVE SECTION

Key	Part No.	Description	Destinations	Class	QTY	Standard parts
1	4038 1454 01	TIMING BELT 251L		C	1	a-9646 0408 14
2	4005 1464 01	PULLEY		C	8	b-4425 3001 01
3	4581 1453 01	PULLEY 118T		C	1	c-9646 0306 14
4	4002 1456 01	BALL BEARING		C	2	d-9735 0308 14
5	9J06 1451 01	WIRE		C	2	e-9739 0308 14
6	4581 1452 01	PULLEY		C	2	f-1066 1151 01
7	4581 1455 01	SHAFT		D	1	g-9735 0306 14
8	9J06 R720 00	FIRST SLIDER ASSY		I	1	
9	4581 3806 01	SET PLATE		D	2	
10	4002 1423 01	HOLDER		D	4	
11	4581 1427 01	HOLD PLATE		D	1	
12	4002 1422 02	MIRROR		C	2	
13	4038 1421 02	FRAME		D	1	
14	4036 1425 01	BRACKET		D	1	
15	4002 1481 01	BUSHING		C	1	
16	4002 1480 02	Bushing		C	3	
17	9J06 1373 01	REINFORCE PLATE		D	1	
18	1139 1612 01	GUIDE		D	2	
19	4581 1640 02	SPRING		C	2	
20	4581 1429 01	GUIDE		D	1	
21	4005 0203 01	BRACKET ASSY		D	1	
22	4581 1428 01	HOLD PLATE		D	1	
23	9351 3300 11	LAMP		I	1	
24	9325 4400 21	INVERTOR		C	1	
25	9326 1001 11	FERRITE CORE		D	1	
			C,D1,D3,F2,G1,H,I,J ,K			
25	9326 1001 11	FERRITE CORE	F1{bizhub C352}	D	1	

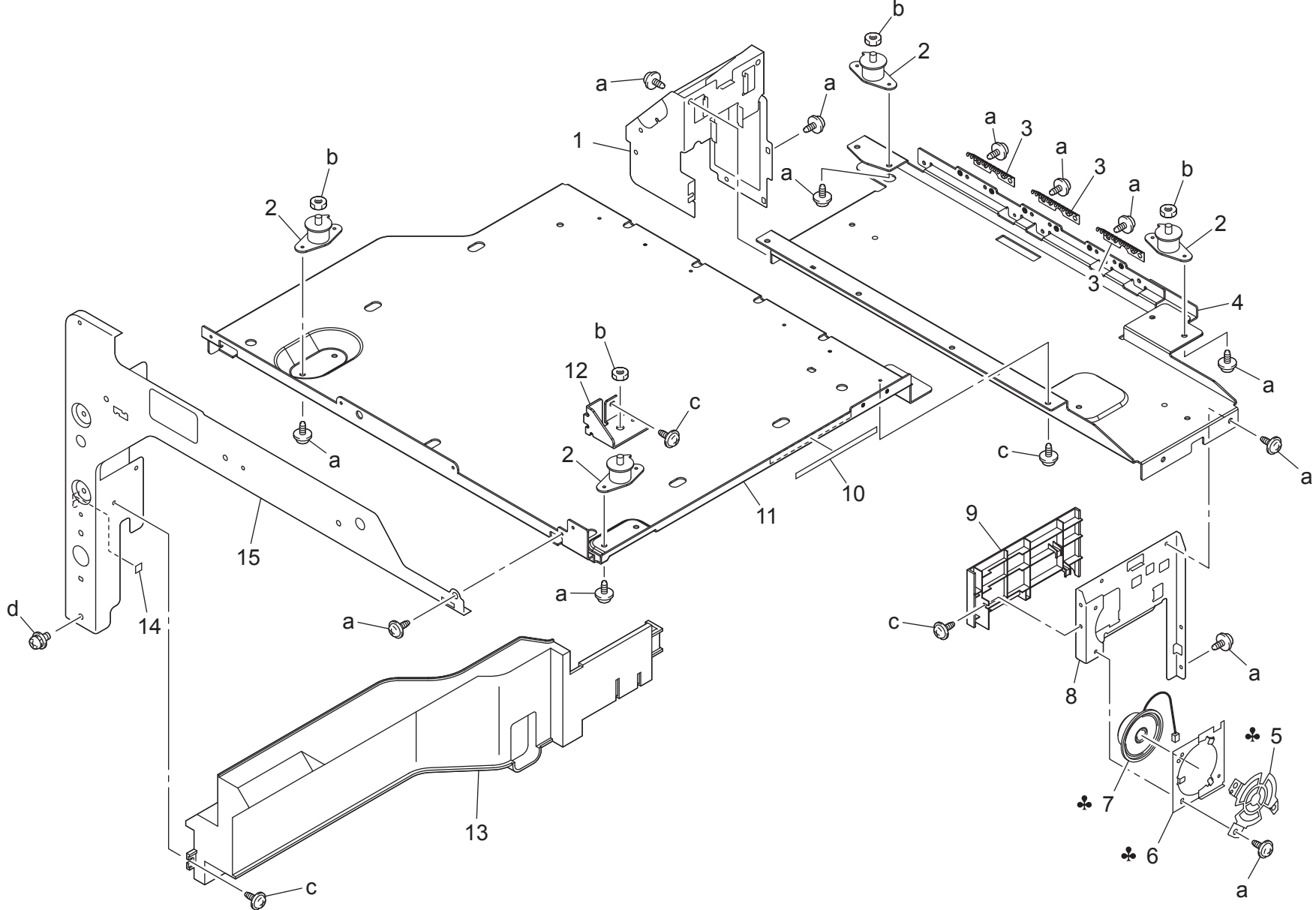
GLASS MOVEMENT SECTION



OPTICAL SECTION



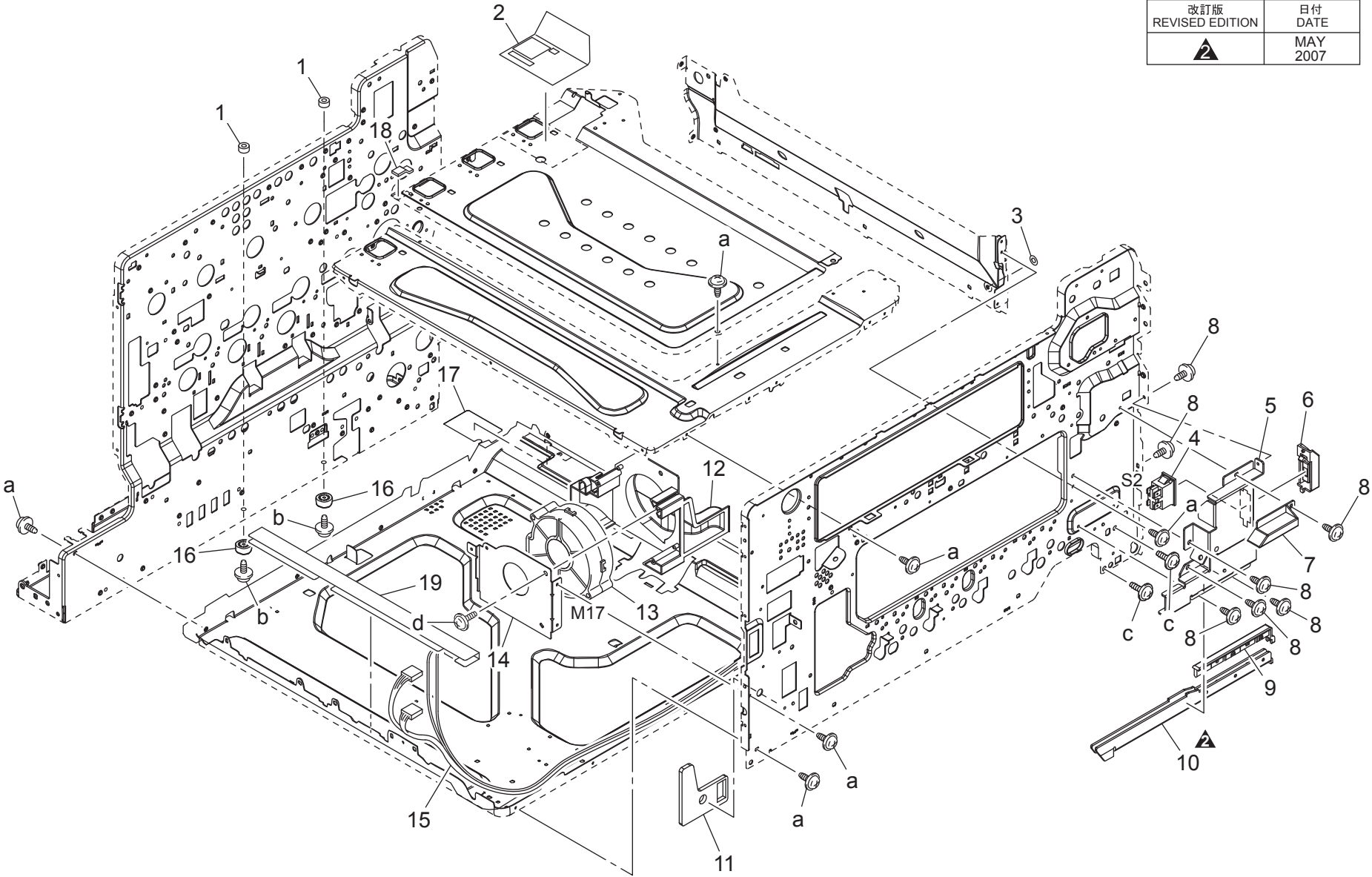
IR FRAME



Key	Part No.	Description	Destinations	Class	QTY	Standard parts
1	4038 1501 02	HOLD PLATE		D	1	a-9735 0306 14 b-9660 0600 14 c-9735 0308 14 d-9646 0306 14
2	9J06 1515 01	CUSHION		C	4	
3	4036 1509 01	PLATE SPRING		D	3	
4	4038 0180 01	HOLD PLATE ASSY		D	1	
5	4037 1535 01	BRACKET	A1	C	1	
5	4037 1535 01	BRACKET	B,C,D1,D3,F1,F2,G1, G2,H,I,J,K{bizhub C 352}	C	1	
6	4037 1536 02	BRACKET	A1	C	1	
6	4037 1536 02	BRACKET	B,C,D1,D3,F1,F2,G1, G2,H,I,J,K{bizhub C 352}	C	1	
7	4037 6727 01	LOUDSPEAKER	A1	C	1	
7	4037 6727 01	LOUDSPEAKER	B,C,D1,D3,F1,F2,G1, G2,H,I,J,K{bizhub C 352}	C	1	
8	4038 1500 01	HOLD PLATE		D	1	
9	4038 1402 01	COVER		C	1	
10	9J06 1599 00	SEAL		C	1	
11	4038 1504 02	HOLD PLATE		D	1	
12	4038 1508 02	BRACKET		D	1	
13	4038 1403 02	COVER		C	1	
14	4037 7001 00	SPACER		C	1	
15	4038 1503 04	HOLD PLATE		D	1	

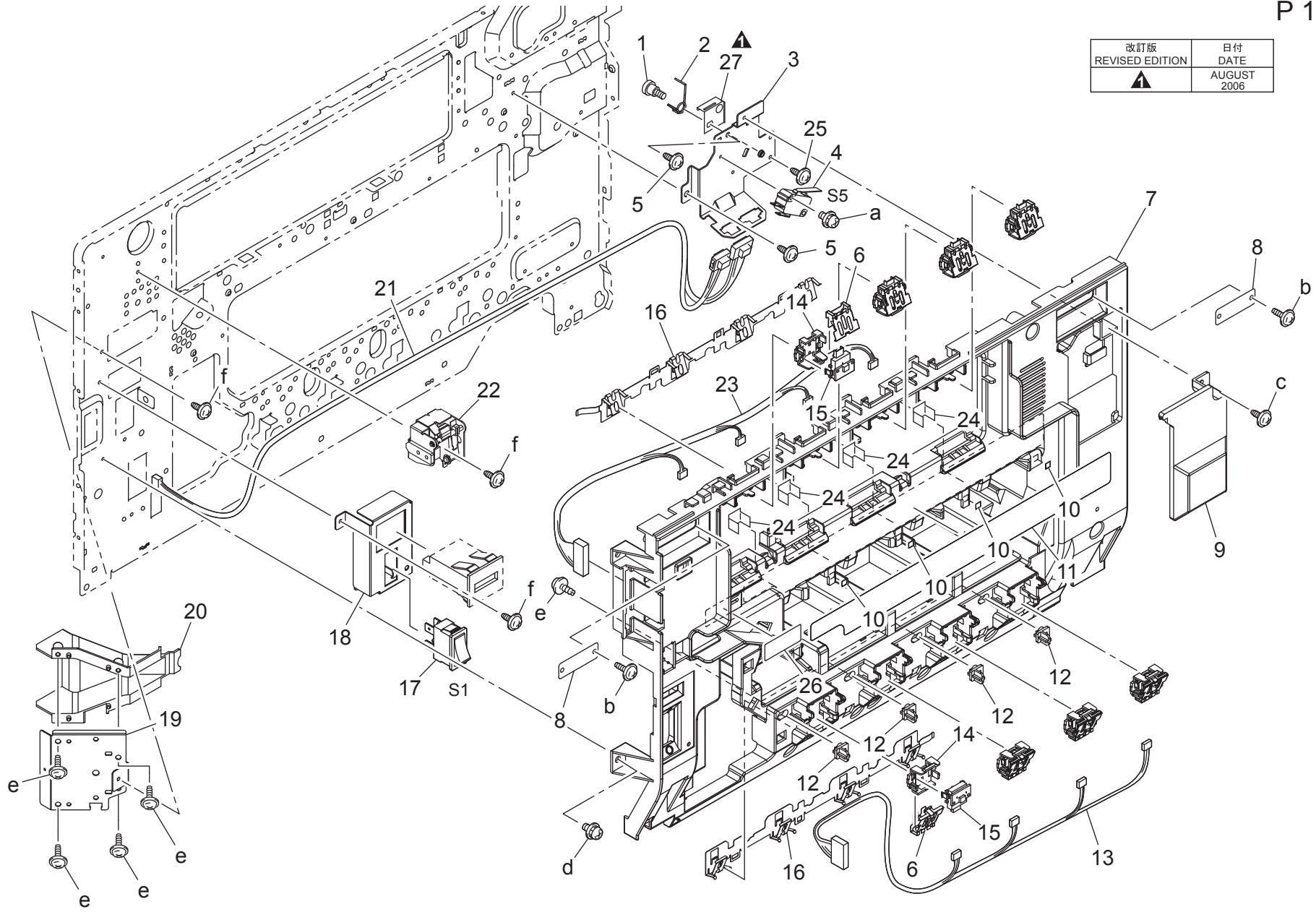
MAIN FRAME

改訂版 REVISED EDITION	日付 DATE
	MAY 2007



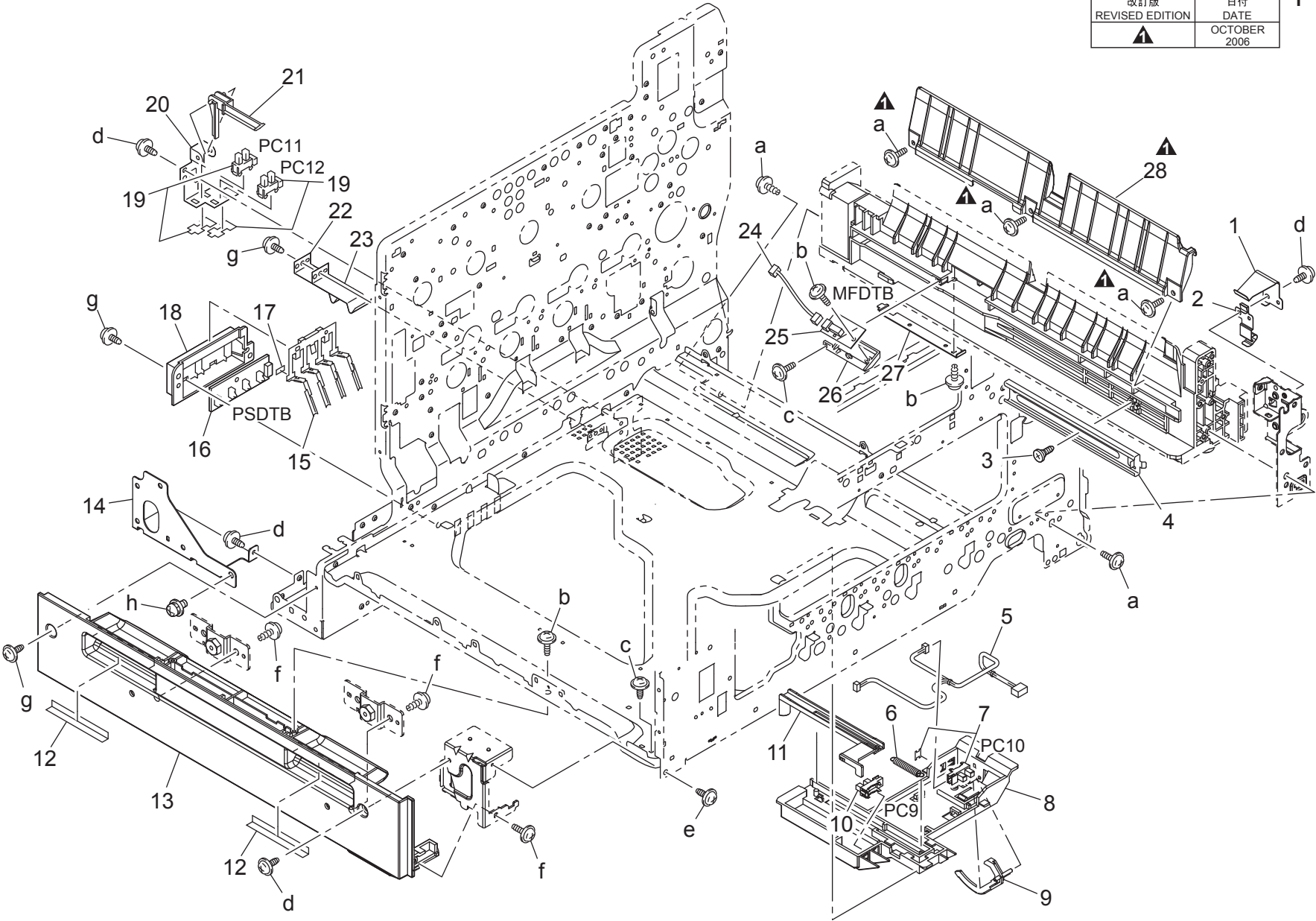
INNER COVER SECTION

改訂版 REVISED EDITION	日付 DATE
▲	AUGUST 2006



MPT PAPER TAKE-UP SECTION

改訂版 REVISED EDITION	日付 DATE
▲	OCTOBER 2006

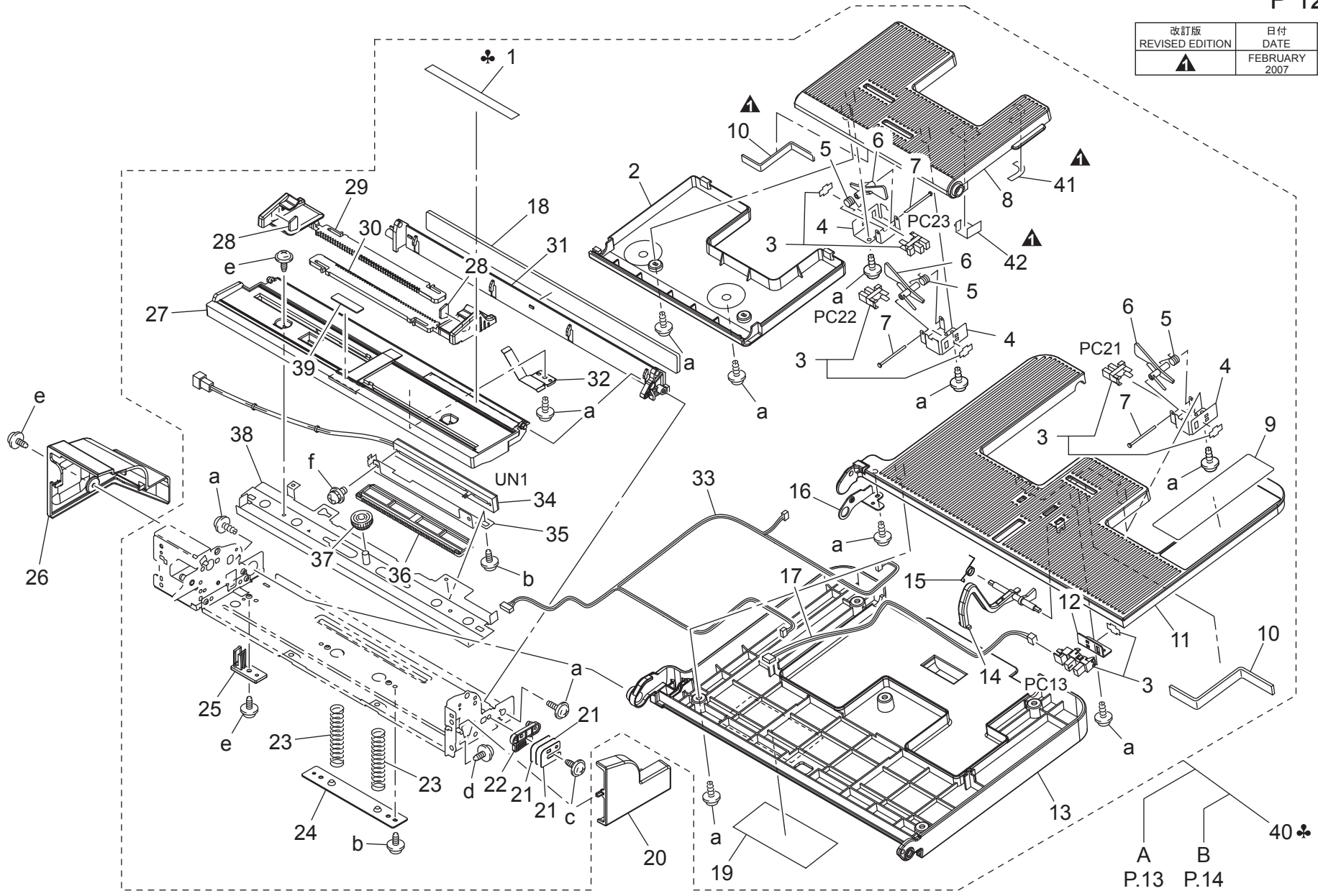


MPT PAPER TAKE-UP SECTION

Key	Part No.	Description	Destinations	Class	QTY	Standard parts
1	4038 3541 01	PLATE SPRING		D	1	a-9739 0410 14
2	4038 2099 01	CONTACT		D	1	b-9739 0308 14
3	1164 3053 12	SHOULDER SCREW		C	1	c-9732 0308 14
4	4004 3029 01	RAIL		D	1	d-9735 0306 14
5	4038 6829 02	WIRE HARNESS ASSY		D	1	e-9735 0408 14
6	4004 3063 01	TENSION SPRING		C	1	f-9739 0408 14
7	9J06 R901 00	PHOTO INTERUPPTER		B	1	g-9735 0308 14
8	4004 3062 06	HOLDER		C	1	h-9646 0408 14
9	1164 3027 01	ACTUATOR		C	1	
10	9335 1400 61	SOLID STATE SWITCH		B	1	
11	4004 3061 01	ACTUATOR		C	1	
12	4038 2162 02	CUSHION		C	2	
13	4038 2008 02	RAIL		C	1	
14	4038 2408 01	REINFORCE PLATE		D	1	
15	1164 3020 03	LEVER		C	1	
16	4037 0104 01	PWB ASSY		C	1	
17	4004 3052 01	SPACER		D	1	
18	1164 3022 02	HOLDER		D	1	
19	4037 0904 01	PHOTO INTERRUPTER		B	2	
20	4004 3011 01	BRACKET		D	1	
21	4004 3012 01	LEVER		C	1	
22	4038 3054 01	PLATE SPRING		C	1	
23	1164 3054 01	PLATE SPRING		C	1	
24	9J06 6811 01	WIRE HARNESS ASSY		D	1	
25	4037 0103 01	PWB ASSY		C	1	
26	1164 2080 01	HOLDER		D	1	
27	9J06 2464 01	GUIDE		D	1	
28	4038 7021 00	GUIDE		C	1	


MANUAL FEED SECTION

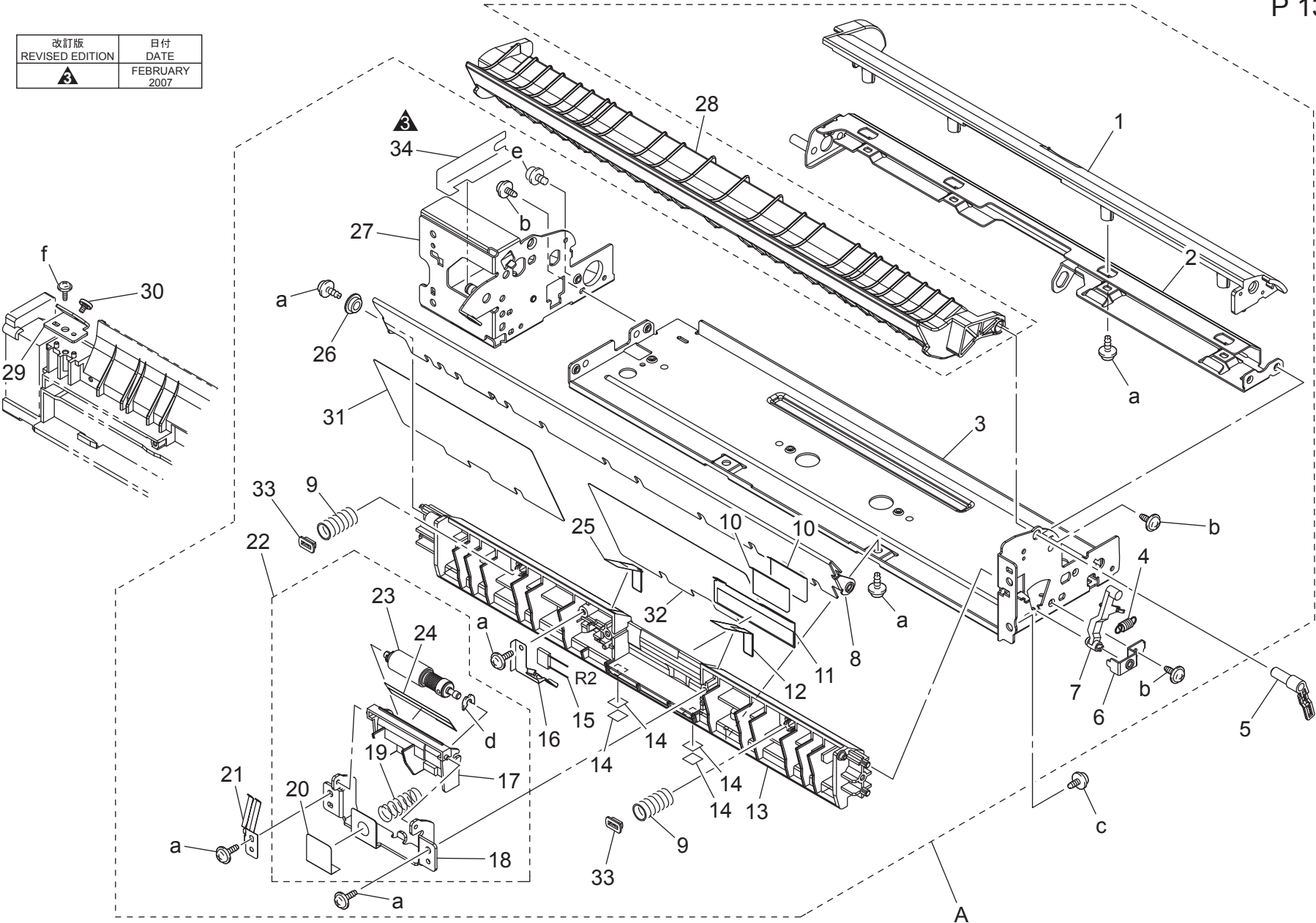
改訂版 REVISED EDITION	日付 DATE
▲	FEBRUARY 2007



Key	Part No.	Description	Destinations	Class	QTY	Standard parts
1	4038 7351 01	SCALE METRIC 手差しスケール メトリック	A1,C,D1,D3,F2,G1,H, I,J,K	C	1	a-9739 0308 14
1	4038 7351 01	SCALE METRIC 手差しスケール メトリック	F1{bizhub C352}	C	1	b-9735 0306 14
1	4038 7352 01	SCALE INCH 手差しスケール インチ	B,G2	C	1	c-9735 0310 14
2	9J06 3282 01	COVER カバー		C	1	d-9735 0408 14
3	4037 0906 01	PHOTO INTERRUPTER フォトインタラプター		B	4	e-9735 0308 14
4	4030 3414 01	BRACKET 取付板		D	3	f-9646 0306 14
5	4030 3446 01	TORSION SPRING ねじりコイルばね		C	3	
6	4030 3415 02	ACTUATOR アクチュエータ		C	3	
7	1134 3042 02	SHAFT シャフト		D	3	
8	9J06 3281 02	TRAY トレイ		C	1	
9	9J06 7303 01	LABEL MANUAL FEED ラベル 手差し操作		C	1	
10	9J06 3287 00	SEAL シール (ハーネス押さえ)		C	2	
11	9J06 3284 03	COVER カバー (トレイ)		C	1	
12	9J06 3235 01	BRACKET 取付板		D	1	
13	9J06 3283 04	TRAY トレイ (マルチ手差し)		C	1	
14	4038 3233 02	ACTUATOR アクチュエータ		C	1	
15	4038 3234 02	TORSION SPRING ねじりコイルばね		C	1	
16	9J06 3285 01	BRACKET 取付板		D	1	
17	9J06 6813 01	WIRE HARNESS ASSY ハーネス ASSY		C	1	
18	9J06 6211 00	CUSHION クッション (マル手トレイ)		C	1	
19	9J06 7354 01	LABEL ラベル		C	1	
20	4038 3212 04	COVER カバー		C	1	
21	9J06 3286 02	PLATE SPRING 板ばね (トレイ保持)		D	3	
22	9J06 3215 02	HOLD PLATE 保持板		D	1	
23	4038 3252 01	PRESSURE SPRING 圧縮コイルばね		C	2	
24	4038 3253 01	HOLD PLATE 保持板		D	1	
25	9J06 3256 01	GUIDE ガイド		C	1	
26	9J06 3213 01	COVER カバー		C	1	
27	9J06 3251 04	LIFTING PLATE 押上板		D	1	
28	4038 3286 01	BRAKE ブレーキ材		C	2	
29	4038 3222 03	REGULATING PLATE 規制板		C	1	
30	4038 3221 03	REGULATING PLATE 規制板		C	1	
31	9J06 3214 02	HOLDER ホルダ		D	1	
32	4038 3255 01	BRAKE ブレーキ材		D	1	
33	9J06 6810 01	WIRE HARNESS ASSY ハーネス ASSY		C	1	
34	4037 6899 01	RESISTOR テイコウキ		D	1	
35	4038 3272 01	BRACKET 取付板		D	1	
36	4030 3460 02	RACK ラック		C	1	
37	4030 3412 01	GEAR 13/18T ギヤ 13/18 T		C	1	
38	4038 0252 03	BRACKET ASSY 取付板 ASSY		D	1	
39	4687 3281 01	FRICITION SHEET 摩擦板		C	1	
40	9J06 R763 00 Old	MANUAL FEED TRAY UNIT マルチ手差し	A1,C,D1,D3,F2,G1,H, I,J,K	S	1	
40	9J06 R780 00	MANUAL FEED TRAY UNIT マルチ手差し	A1,C,D1,D3,F2,G1,H, I,J,K	S	1	
40	9J06 R763 00 Old	MANUAL FEED TRAY UNIT マルチ手差し	F1{bizhub C352}	S	1	
40	9J06 R780 00	MANUAL FEED TRAY UNIT マルチ手差し	F1{bizhub C352}	S	1	
40	9J06 R764 00 Old	MANUAL FEED TRAY UNIT マルチ手差し	B,G2	S	1	
40	9J06 R781 00	MANUAL FEED TRAY UNIT マルチ手差し	B,G2	S	1	
41	4038 5604 00	SEAL シール (マル手・ハーネス押さえ)		C	1	
42	4038 5606 00	SEAL シール (ハーネス押さえ)		C	1	

MANUAL FEED SECTION

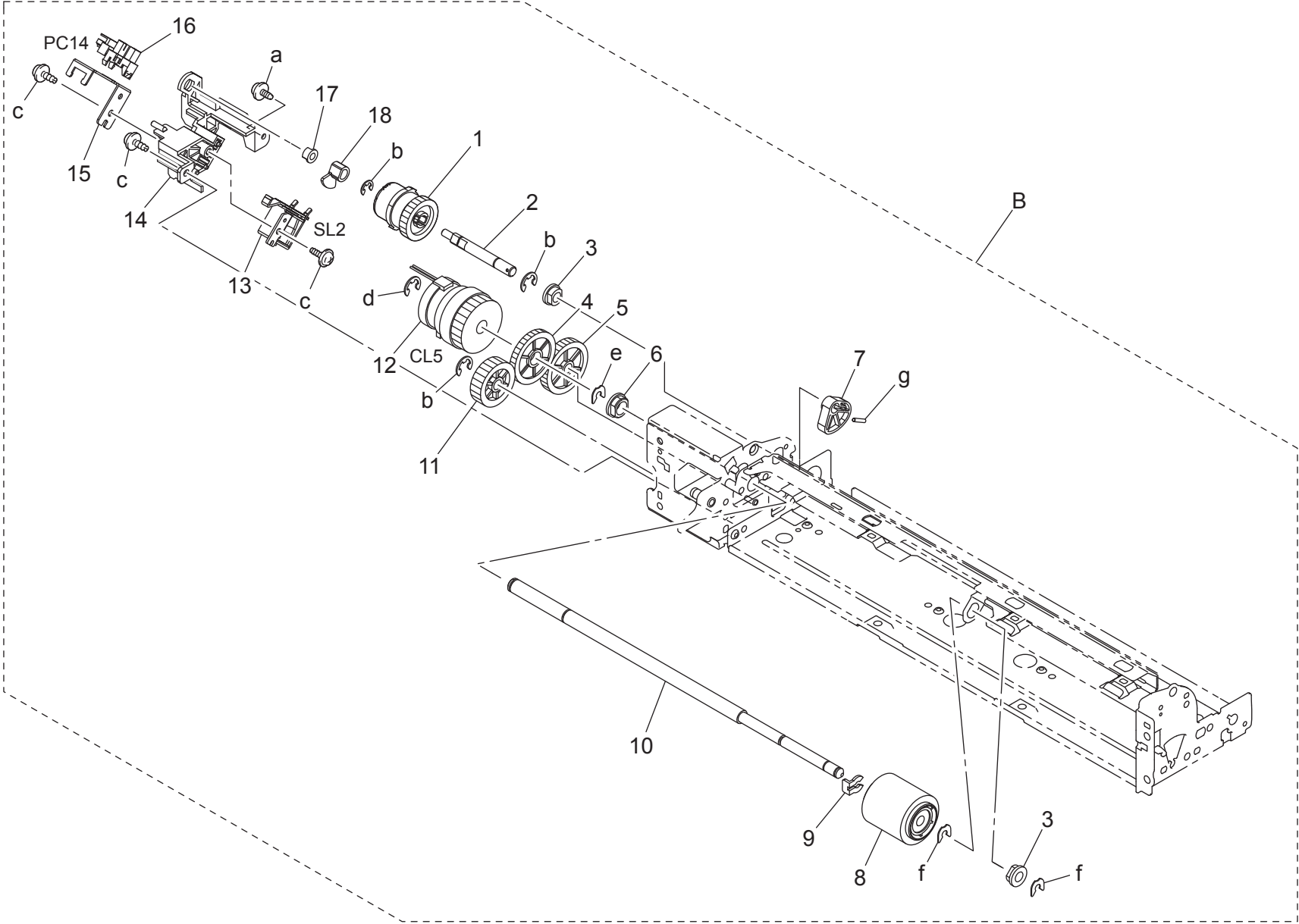
改訂版 REVISED EDITION	日付 DATE
	FEBRUARY 2007




MANUAL FEED SECTION

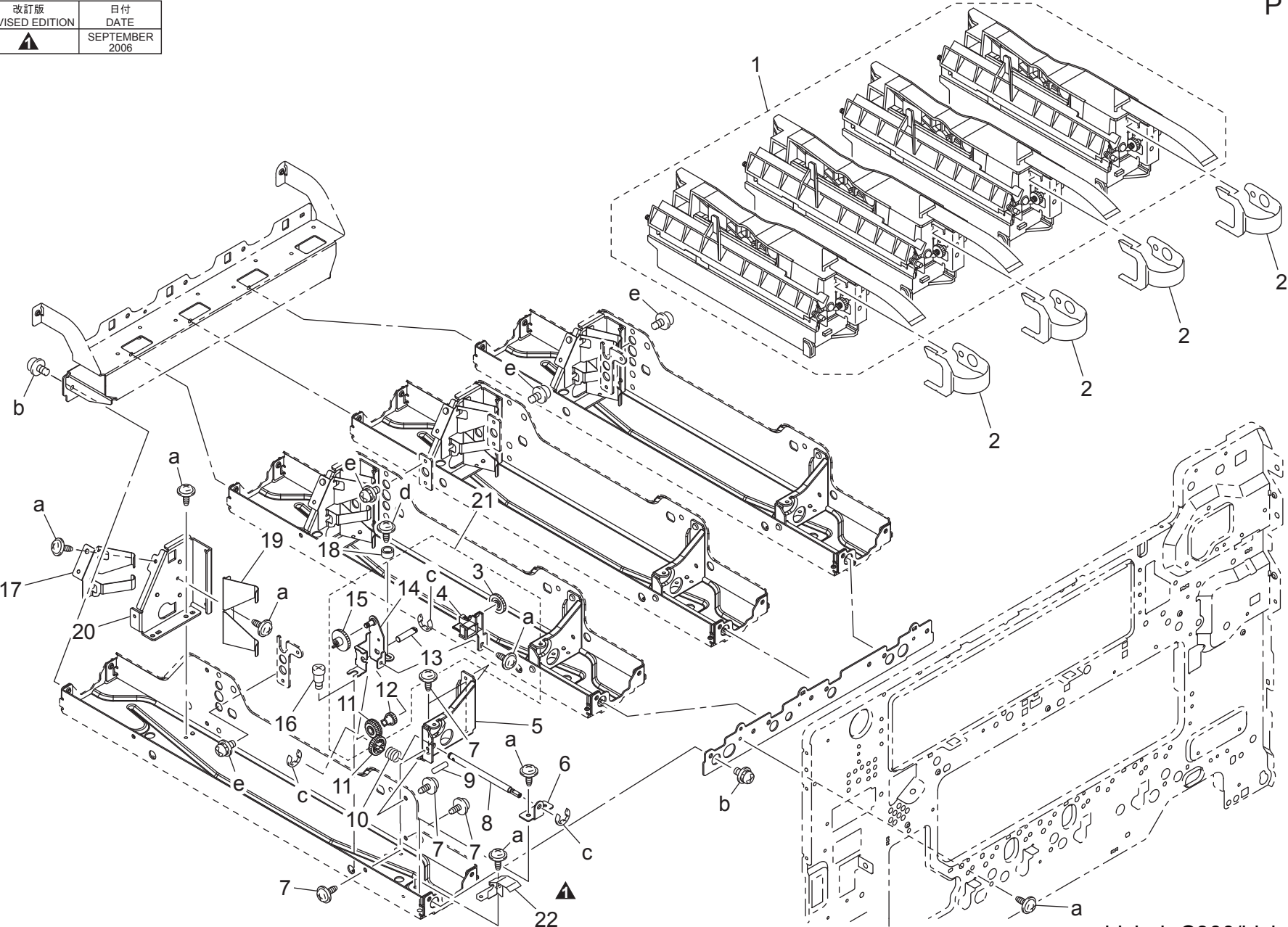
Key	Part No.	Description	Destinations	Class	QTY	Standard parts
1	4038 3205 01 Old	COVER		D	1	a-9739 0308 14 b-9735 0306 14 c-9735 0408 14 d-4425 3002 01 e-9646 0306 14 f-9739 0410 14
1	4038 5660 01	COVER		C	1	
2	4038 3207 03	BRACKET		D	1	
3	9J06 3208 02	FRAME		D	1	
4	4038 3217 01	TENSION SPRING		C	1	
5	4038 3216 03	LEVER		C	1	
6	4038 3220 01	HOLD PLATE		D	1	
7	4038 3218 01	LEVER		C	1	
8	4038 3228 03 Old	GUIDE		C	1	
8	4038 5656 00	GUIDE		C	1	
9	4038 3263 01 Old	TENSION SPRING		C	2	
9	4038 5658 00	PRESSURE SPRING		C	2	
10	4030 3403 01	GUIDE		C	2	
11	4038 5653 00	GUIDE PLATE		C	1	
12	4038 3268 02	GUIDE		C	1	
13	4038 3204 04 Old	GUIDE		C	1	
13	4038 3204 05	GUIDE		C	1	
14	4037 7001 00	SPACER		C	4	
15	9455 8076 01	RESISTOR		D	1	
16	4038 3266 01	EARTH GROUND		D	1	
17	4038 3261 02	HOLDER		D	1	
18	4038 3262 03	BRACKET		D	1	
19	4030 3475 01	PRESSURE SPRING		C	1	
20	4038 3270 01	GUIDE		C	1	
21	4038 3265 01 Old	EARTH GROUND		D	1	
21	4038 5662 00	EARTH GROUND		D	1	
22	9J06 R718 00	ROLLER ASSY		C	1	
23	4034 0151 01	SEPARATION ROLLER		A	1	
24	4038 3267 01	GUIDE		C	1	
25	4038 3269 02	GUIDE		C	1	
26	4038 5651 00	COLLAR		C	1	
27	9J06 0202 14	FRAME ASSY		D	1	
28	4038 3231 02 Old	GUIDE		C	1	
28	4038 5661 00	GUIDE		C	1	
29	4038 5666 00	BRACKET		D	1	
30	4038 5667 00	SHOULDER SCREW		D	1	
31	4038 5657 00	GUIDE		C	1	
32	4038 5664 00	GUIDE		C	1	
33	4038 5663 00	HOLDER		D	2	
34	4038 5605 00	SEAL		C	1	

MANUAL FEED SECTION



P/H FRAME SECTION

改訂版 REVISED EDITION	日付 DATE
	SEPTEMBER 2006

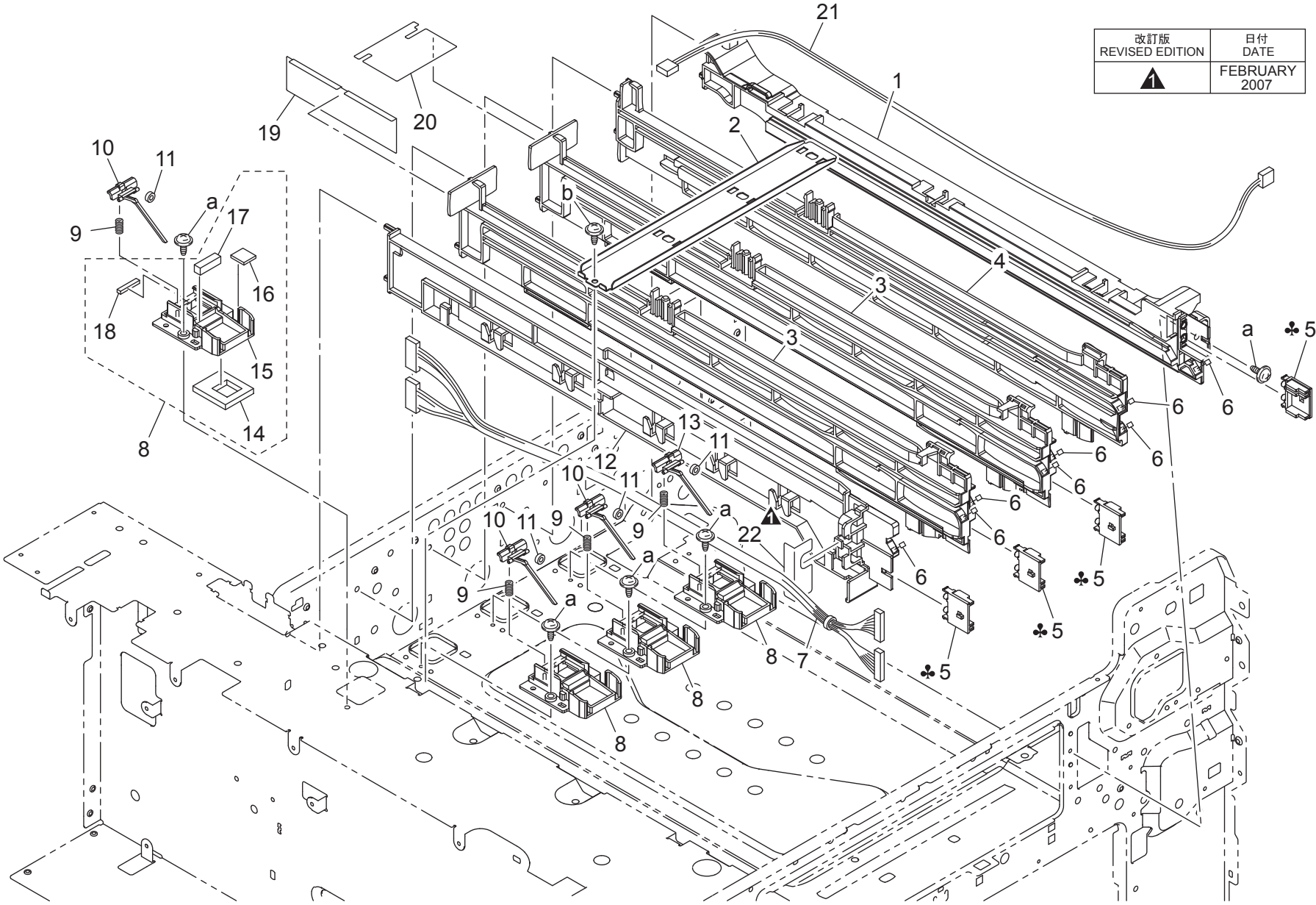


P/H FRAME SECTION

Key	Part No.	Description	Destinations	Class	QTY	Standard parts
1	9J06 R727 00	PRINTER HEAD UNIT	P / H	I	1	a-9735 0306 14 b-9646 0308 14 c-9721 0300 01 d-9735 0308 14 e-9646 0306 14
2	4038 1906 04	PLATE SPRING	板ばね	C	4	
3	4038 2189 01	GEAR 27T	ギヤ 27 T	C	4	
4	4038 2187 04	GUIDE	ガイド	D	4	
5	4038 2044 02	REINFORCE PLATE	補強板	D	4	
6	4038 2194 01	BRACKET	取付板	D	4	
7	4106 2063 01	SCREW	ねじ	C	20	
8	4038 2193 03	SHAFT	シャフト	D	4	
9	1067 2501 01	PIN	ピン	C	4	
10	4038 2196 01	PRESSURE SPRING	圧縮コイルばね	C	4	
11	4038 2191 02	GEAR 16T	ギヤ 16 T	C	8	
12	4038 2190 03	GEAR 16T	ギヤ 16 T	C	4	
13	4038 2192 02	SHAFT	シャフト	D	4	
14	4038 0211 04	BRACKET ASSY	取付板 ASSY	D	4	
15	4038 2188 02	GEAR 30T	ギヤ 30 T	C	4	
16	4038 2184 01	SHOULDER SCREW	段ねじ	C	4	
17	4038 2180 01	CONTACT	接点	D	4	
18	4038 2179 01	WASHER	ワッシャ	C	4	
19	4038 2042 01	SPRING	ばね	D	4	
20	4038 2043 03	BRACKET	取付板	D	4	
21	9J06 R711 00	SKEW ADJUSTMENT ASSY	スキュー調整 ASSY	S	4	
22	4038 1280 00	BRACKET	取付板	D	4	

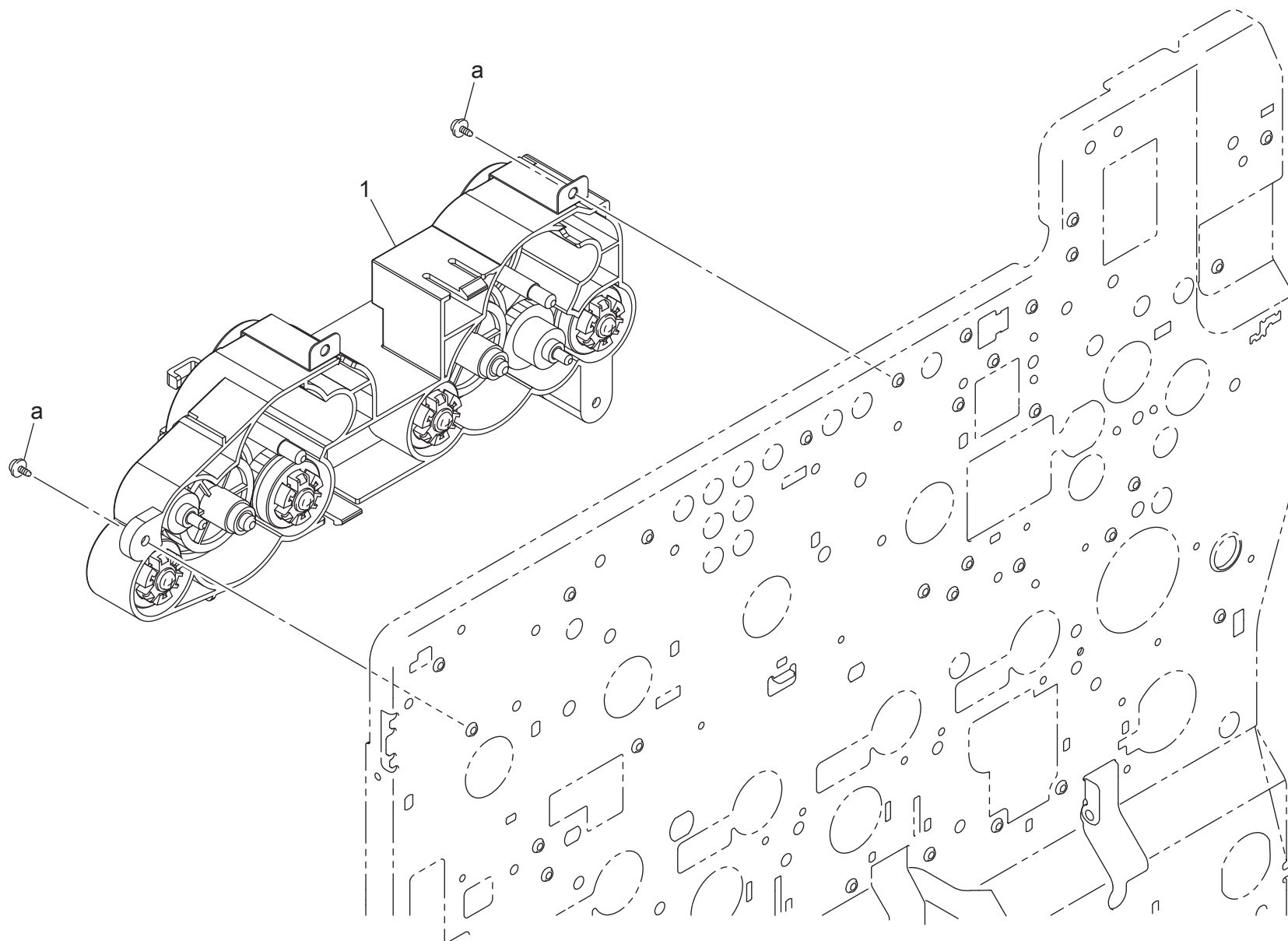
T/C RAIL SECTION

改訂版 REVISED EDITION	日付 DATE
▲	FEBRUARY 2007

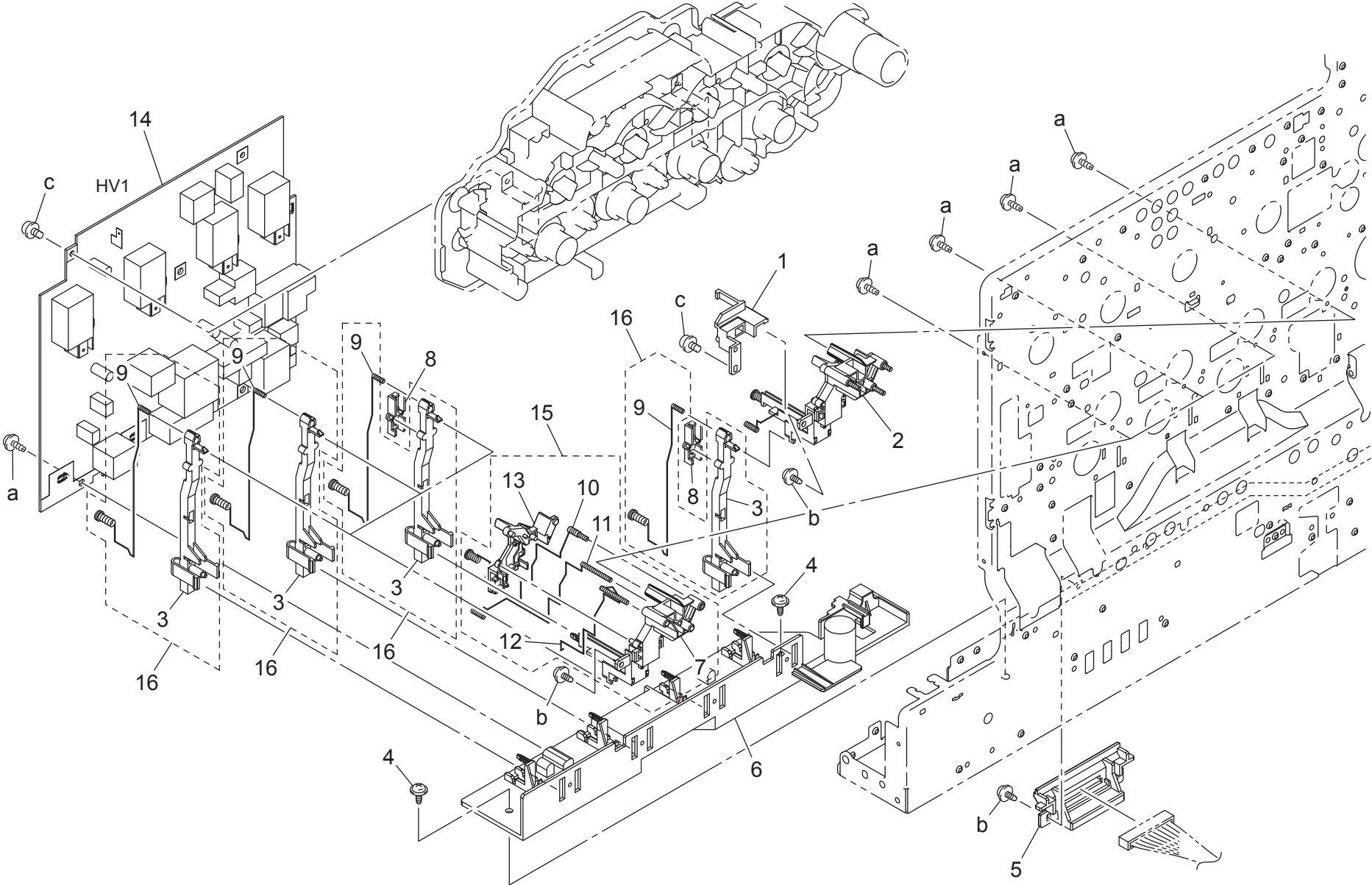


Key	Part No.	Description	Destinations	Class	QTY	Standard parts
1	9J06 2019 02	RAIL		D	1	a-9735 0308 14 b-9735 0306 14
2	4038 2038 02	SET PLATE		D	1	
3	4038 2021 03	RAIL		D	2	
4	4038 2020 02	RAIL		D	1	
5	4038 2173 02	PAWL	爪	D	4	
5	4038 2174 03	PAWL	爪	D	4	
5	4038 2175 02	PAWL	爪	D	4	
6	4038 7316 01	LABEL	ラベル	D	8	
7	9J06 N100 00	WIRE HARNESSASSY	ハーネス A S S Y	D	1	
8	4038 R706 00	GUIDE ASSY	ガイド A S S Y	C	4	
9	4038 2109 01	PRESSURE SPRING	圧縮コイルばね	C	4	
10	4038 2108 01	STIRRING MEMBER	攪拌材	C	3	
11	4038 2150 01	SEAL	シール	C	4	
12	4038 2022 02	RAIL	レール	D	1	
13	4038 1271 00	LEVER	攪拌材 (T / C ガイド ・ K)	C	1	
14	4038 2102 01	SEAL	シール	C	4	
15	4038 2107 03	GUIDE	ガイド	D	4	
16	4039 2208 01	SEAL	シール	C	4	
17	4038 2110 03	SEAL	シール	C	4	
18	9J06 1013 00	SEAL	シール (C)	C	4	
19	9J06 1011 00	SEAL	シール (A)	C	1	
20	9J06 1012 00	SEAL	シール (B)	C	1	
21	4038 6840 02	WIRE HARNESS ASSY	ハーネス A S S Y	D	1	
22	4038 1311 00	SEAL	シール (T / C レール)	C	1	

HOPPER DRIVE SECTION



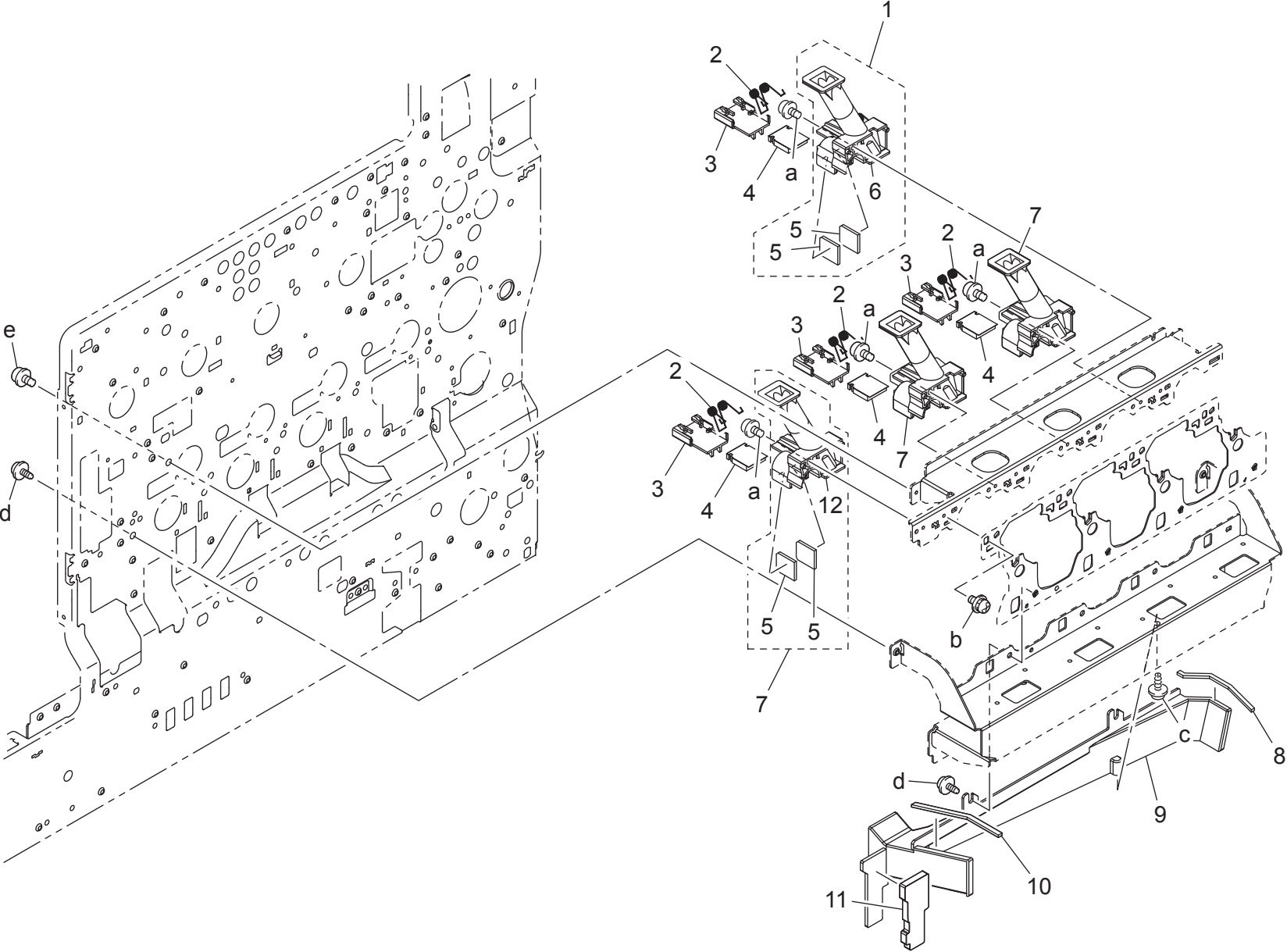
CONTACT SECTION



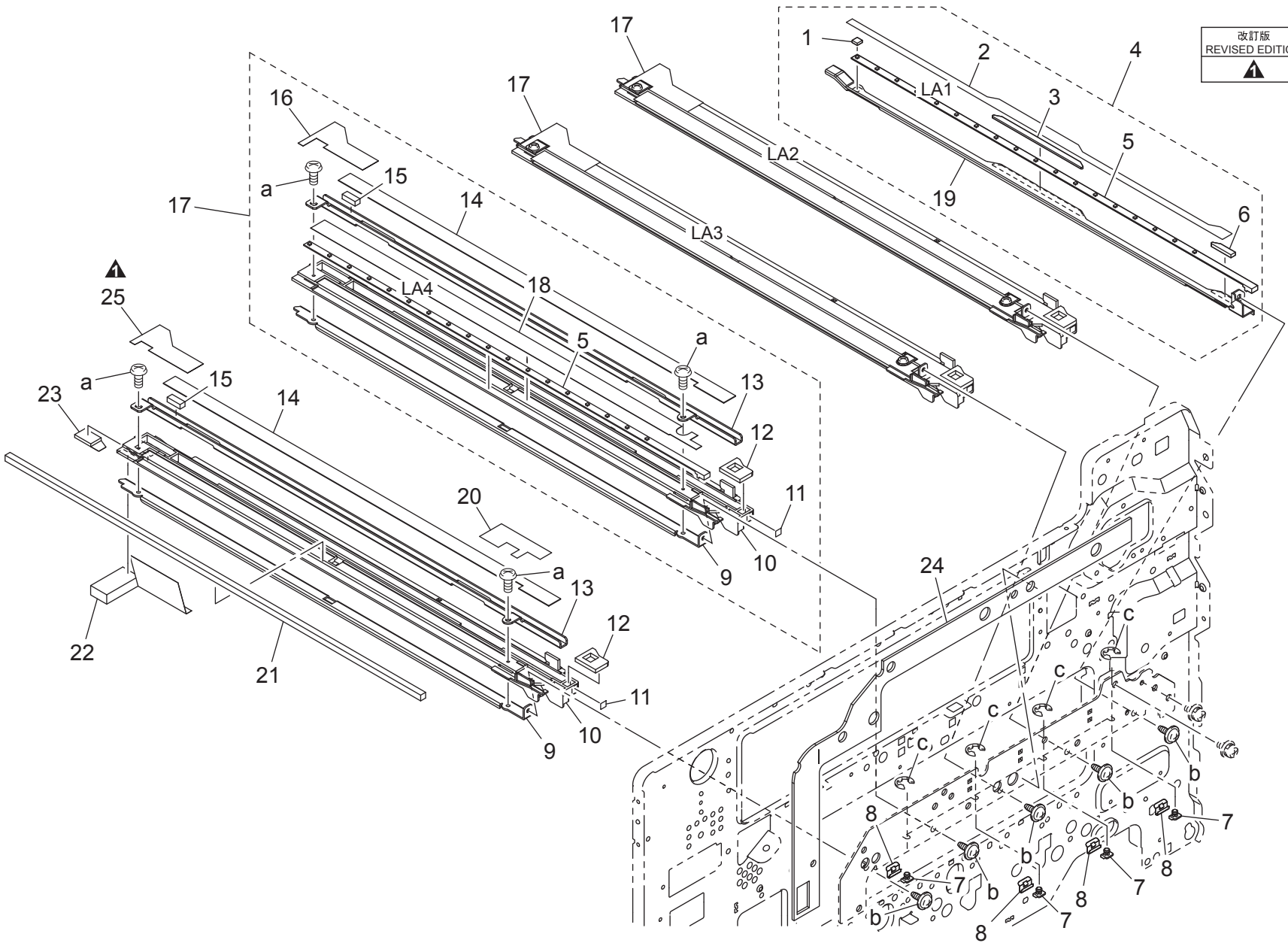
CONTACT SECTION

Key	Part No.	Description	Destinations	Class	QTY	Standard parts
1	4038 2275 01	HOLDER		D	1	a-9739 0308 14 b-9735 0308 14 c-9646 0308 14
2	9J06 R714 00	IU CONTACT PLATE ASSY		C	1	
3	4038 2233 02	HOLDER		D	4	
4	4154 3804 01	SCREW		C	2	
5	4038 2313 01	HOLDER		C	1	
6	4038 2206 02	HOLDER		D	1	
7	4038 2274 03	Holder		D	3	
8	4038 2255 01	COVER		D	2	
9	4038 2222 01	CONTACT		C	4	
10	4038 2277 01	CONTACT		C	3	
11	4038 2276 01	CONTACT		C	3	
12	4038 2225 02	CONTACT		C	3	
13	4038 2232 01 Old	COVER		D	3	
13	4038 2232 13	Cover		D	3	
14	9J06 6203 02	HV UNIT		I	1	
15	4038 R708 00	CONTACT B ASSY		C	3	
16	4038 R707 00	CONTACT ASSY		C	4	

TONER PIPE SECTION



ERASER SECTION

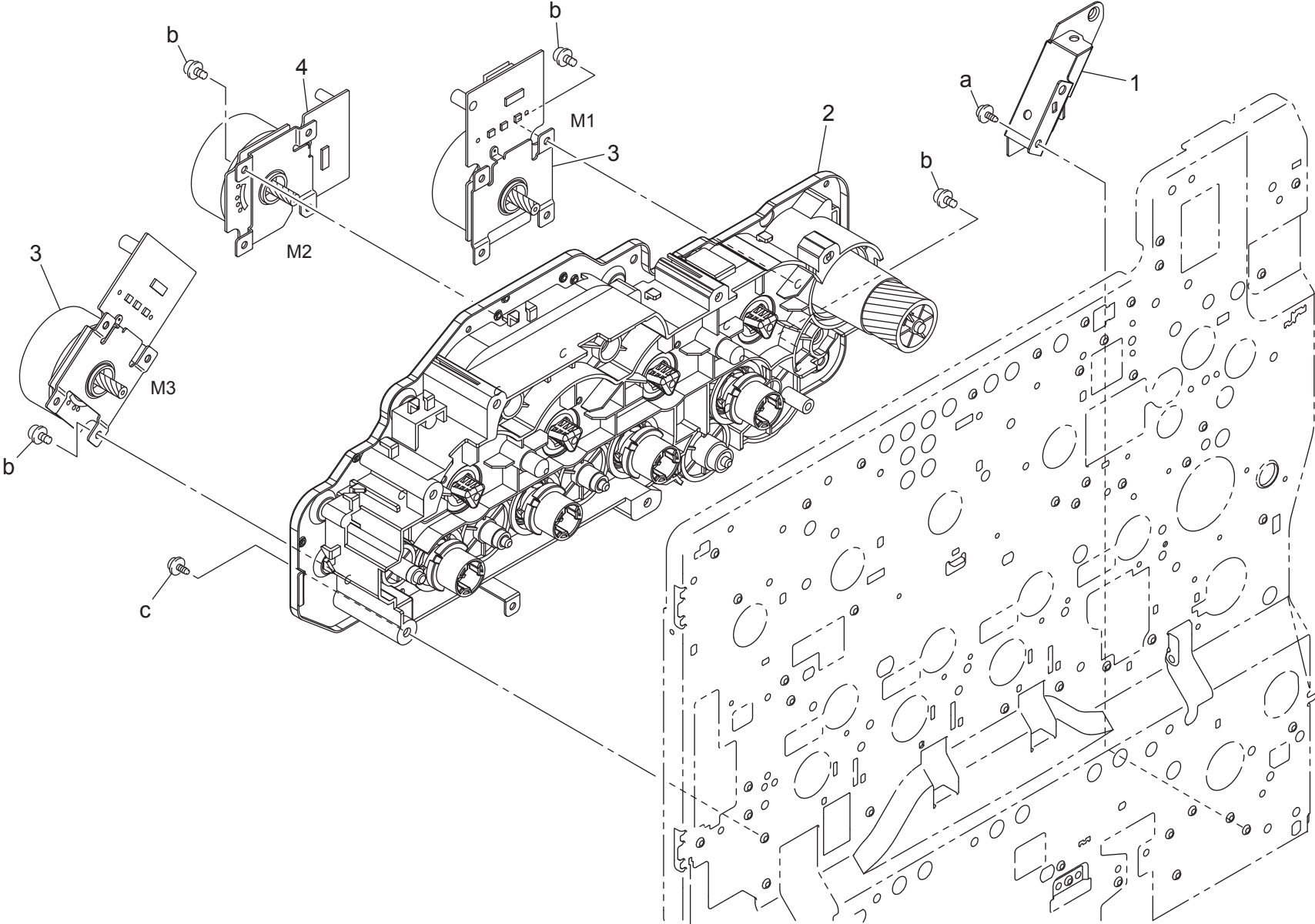


改訂版 REVISED EDITION	日付 DATE
▲	JUNE 2006


ERASER SECTION

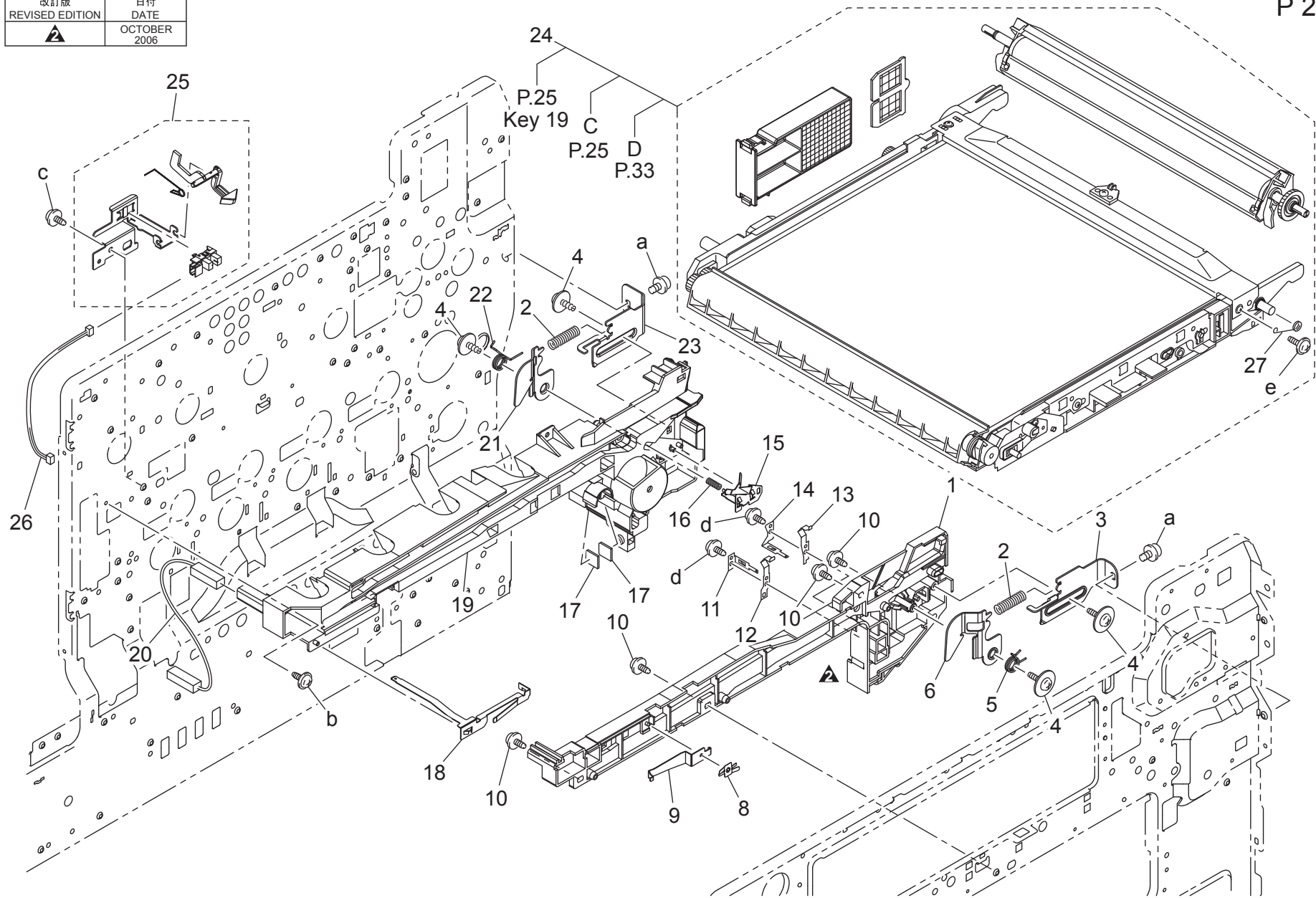
Key	Part No.	Description	Destinations	Class	QTY	Standard parts
1	4038 2183 01	BRACKET		D	1	a-9743 0308 14 b-9735 0306 14 c-9721 0300 01
2	4038 2199 02	SHIELD PLATE		C	1	
3	4038 2182 01	BRACKET		D	1	
4	9J06 R732 00	ERASER K ASSY		C	1	
5	9353 2400 11	LED PILOT LAMP		C	4	
6	4038 2181 01	BRACKET		D	1	
7	4038 2069 01	SLIDER		C	4	
8	4038 2072 04	PLATE SPRING		C	4	
9	4038 2040 01	REINFORCE PLATE		D	4	
10	4038 2014 08	RAIL		D	4	
11	4038 7309 01	LABEL		D	4	
12	9J06 2461 01	SEAL		C	4	
13	9J06 2032 00	REINFORCE PLATE		D	4	
14	9J06 2459 03	COVER		C	4	
15	9J06 2472 00	SEAL		C	4	
16	9J06 2473 00	SEAL		C	3	
17	9J06 R731 00	ERASER YMC ASSY		C	3	
18	4038 2198 02	SHIELD PLATE		C	3	
19	4038 2015 02	BRACKET		D	1	
20	9J06 1010 00	SEAL		C	1	
21	9J06 1015 01	SEAL		C	1	
22	9J06 1017 00	SEAL		C	1	
23	9J06 1016 00	SEAL		C	1	
24	9J06 2458 01	SEAL		C	1	
25	9J06 1018 00	POLYESTER FILM		C	1	

DEVELOPMENT DRIVE SECTION



TRANSFER BELT SECTION


改訂版 REVISED EDITION	日付 DATE
	OCTOBER 2006

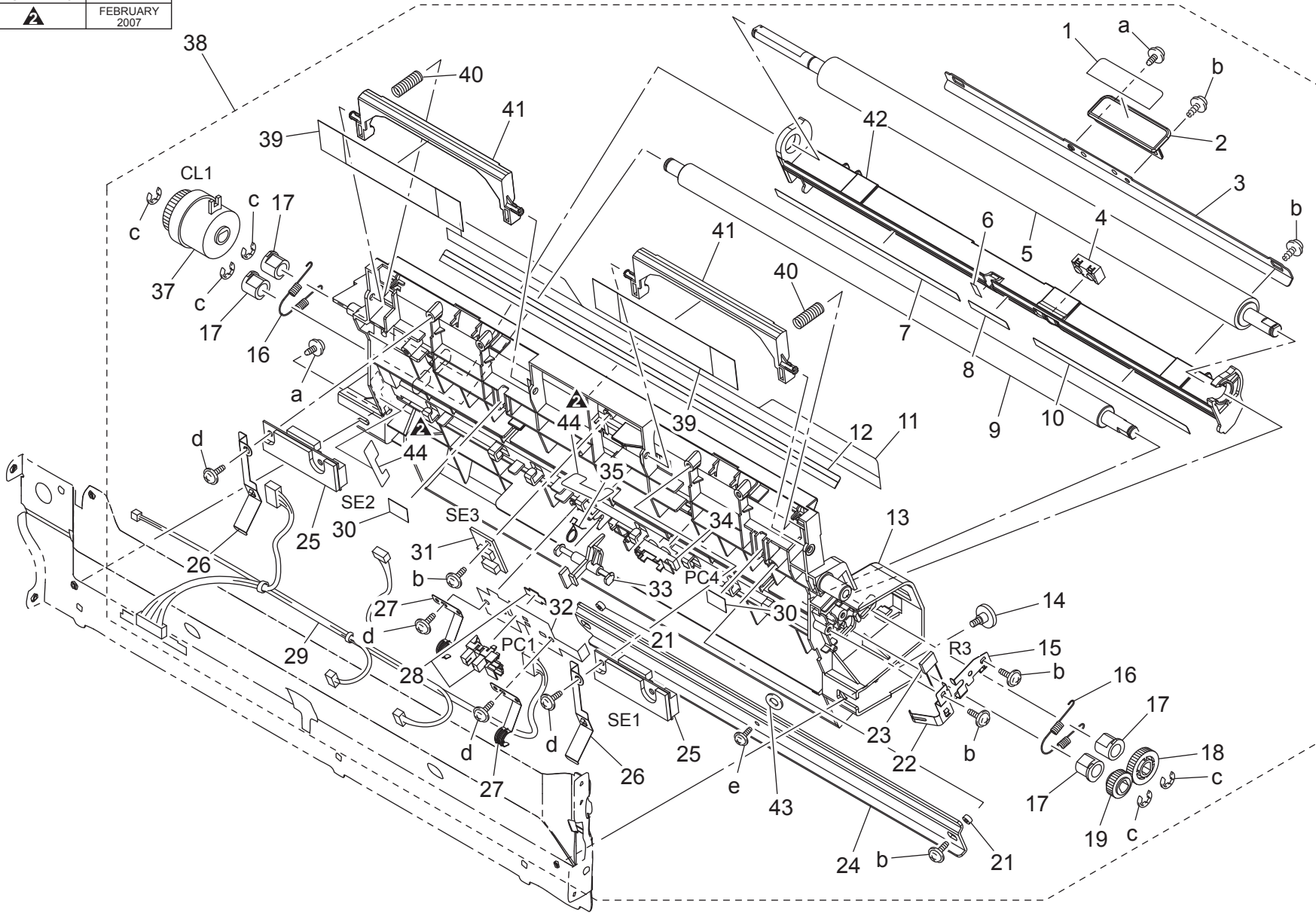


TRANSFER BELT SECTION

Key	Part No.	Description	Destinations	Class	QTY	Standard parts
1	4038 2023 18	RAIL		D	1	a-9646 0408 14 b-9735 0308 14 c-9735 0306 14 d-9732 0308 14 e-9739 0310 14
2	4038 2029 01	PRESSURE SPRING		C	2	
3	4038 2046 01	LEVER		C	1	
4	4163 5293 01	SCREW		C	4	
5	4038 2048 01	TORSION SPRING		C	1	
6	4038 2047 02	ARM		C	1	
8	4038 2080 01	CONTACT		C	1	
9	4038 2045 01	PLATE SPRING		D	1	
10	4154 3804 01	SCREW		C	4	
11	4038 2077 13	CONTACT		C	1	
12	4038 2152 13	CONTACT		C	1	
13	4038 2153 13	CONTACT		C	1	
14	4038 2078 13	CONTACT		C	1	
15	4038 2205 02	CONTACT		C	1	
16	4038 2207 01	PRESSURE SPRING		C	1	
17	4038 2151 02	SEAL		C	2	
18	4038 2217 01	CONTACT		C	1	
19	4038 2024 02	RAIL		D	1	
20	4038 6836 01	WIRE HARNESS ASSY		D	1	
21	4038 2027 01	ARM		C	1	
22	4038 2028 01	TORSION SPRING		C	1	
23	4038 2026 01	LEVER		C	1	
24	9J06 R704 00	TRANSFER KIT		A	1	
25	9J06 R715 00	SWITCH ASSY		C	1	
26	4038 6835 01	WIRE HARNESS ASSY		D	1	
27	4038 5002 00	CONTACT		C	1	

PAPER TRANSPORT SECTION

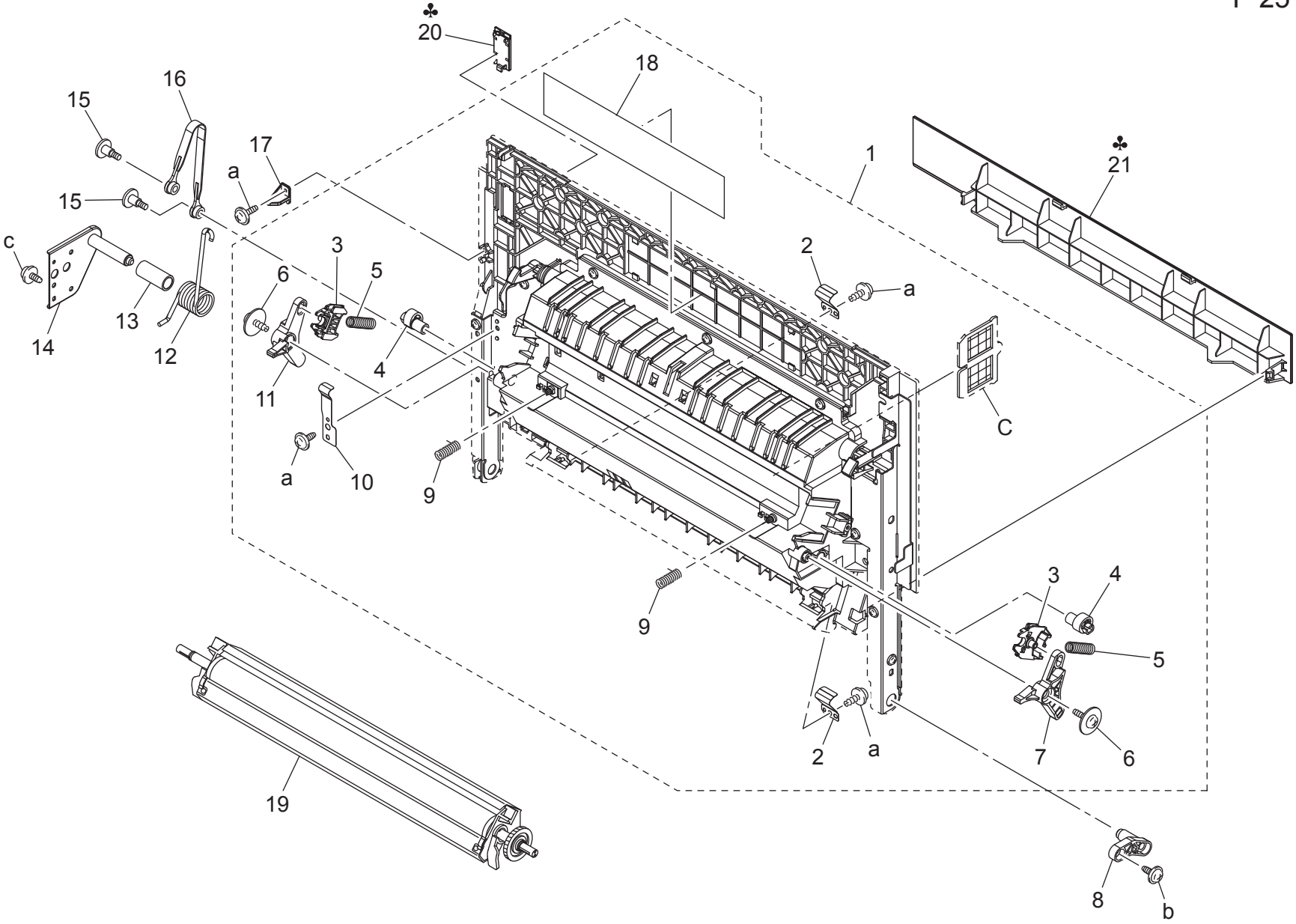
改訂版 REVISED EDITION	日付 DATE
	FEBRUARY 2007



PAPER TRANSPORT SECTION

Key	Part No.	Description	Destinations	Class	QTY	Standard parts
1	4038 7303 01	LABEL M1	ラベル M 1	C	1	a-9735 0308 14 b-9739 0308 14 c-9721 0600 01 d-9739 0306 14 e-9739 0310 14
2	4038 3532 01	HANDLE	取手	C	1	
3	4038 3529 02	REINFORCE PLATE	補強板	D	1	
4	9335 1400 21	SOLID STATE SWITCH	透過型フォトスイッチ	C	1	
5	9J06 3501 01	ROLLER	ローラ	C	1	
6	4038 3539 01	GUIDE	ガイド	C	1	
7	4038 3537 01	GUIDE	ガイド	C	1	
8	4038 3538 01	GUIDE	ガイド	C	1	
9	4038 3502 02	ROLLER	ローラ	C	1	
10	4038 3536 01	GUIDE	ガイド	C	1	
11	9J06 3575 00	FILM	フィルム	C	1	
12	4038 3540 03	GUIDE	ガイド	C	1	
13	4038 3526 04 Old	GUIDE	ガイド	C	1	
13	4038 7022 00	GUIDE	ガイド (T / R)	C	1	
14	4038 7023 00	SHOULDER SCREW	段ねじ	C	1	
15	4038 3530 01	EARTH GROUND	アース	D	1	
16	4038 3525 01	TENSION SPRING	引張コイルばね	C	2	
17	4025 3572 01	BUSHING	軸受	C	4	
18	4004 3503 02	GEAR 20T	ギヤ 20 T	C	1	
19	4004 3504 02	GEAR 14T	ギヤ 14 T	C	1	
21	4038 3593 01	WASHER	ワッシャ	C	2	
22	4038 3567 01	PLATE SPRING	板ばね	D	1	
23	9455 8076 01	RESISTOR	その他固定抵抗器	D	1	
24	4038 3592 01	REINFORCE PLATE	補強板	D	1	
25	9372 1300 12	PHOTO SENSING ELEMENT	光電変換素子	B	2	
26	4038 3531 02	EARTH GROUND	アース	D	2	
27	9J06 7000 00	PLATE SPRING	板ばね	D	2	
28	4037 0906 01	PHOTO INTERRUPTER	フォトインタラプター	B	1	
29	4038 6830 02	WIRE HARNESS ASSY	ハーネス A S S Y	D	1	
30	4128 3522 02	Seal	シール	C	2	
31	9372 5400 31	HUMIDITY CONVERSION EL.	湿度変換素子	C	1	
32	4038 3561 03	BRACKET	取付板	D	1	
33	4038 3562 01	ACTUATOR	アクチュエータ	C	1	
34	9335 1400 11	PRISM	プリズム	C	1	
35	1164 3527 02	TORSION SPRING	ねじりコイルばね	C	1	
37	9322 1300 21	CLUTCH	クラッチ	B	1	
38	9J06 R701 00 Old	TRANSPORT UNIT	縦搬送ユニット	S	1	
38	9J06 R779 00	TRANSPORT UNIT	縦搬送ユニット	S	1	
39	4038 3556 01	SEAL	シール	C	2	
40	4038 3559 01	PRESSURE SPRING	圧縮コイルばね	C	2	
41	4038 3558 02	COVER	カバー	C	2	
42	4038 3527 03	GUIDE	ガイド	D	1	
43	4038 5603 00	SPACER	スペーサ	D	1	
44	4038 7010 00	SEAL	シール	C	2	


RIGHT DOOR SECTION

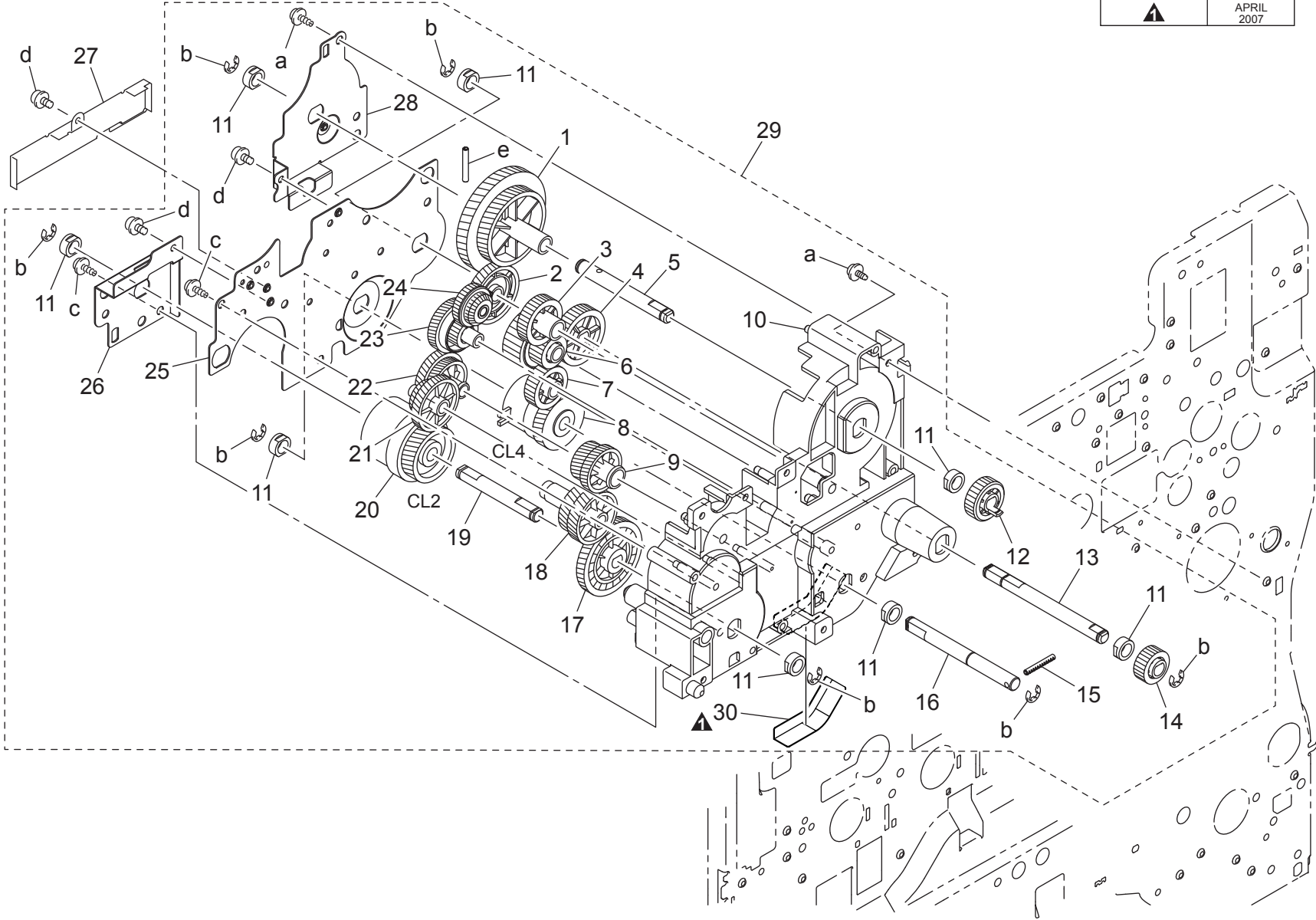


RIGHT DOOR SECTION

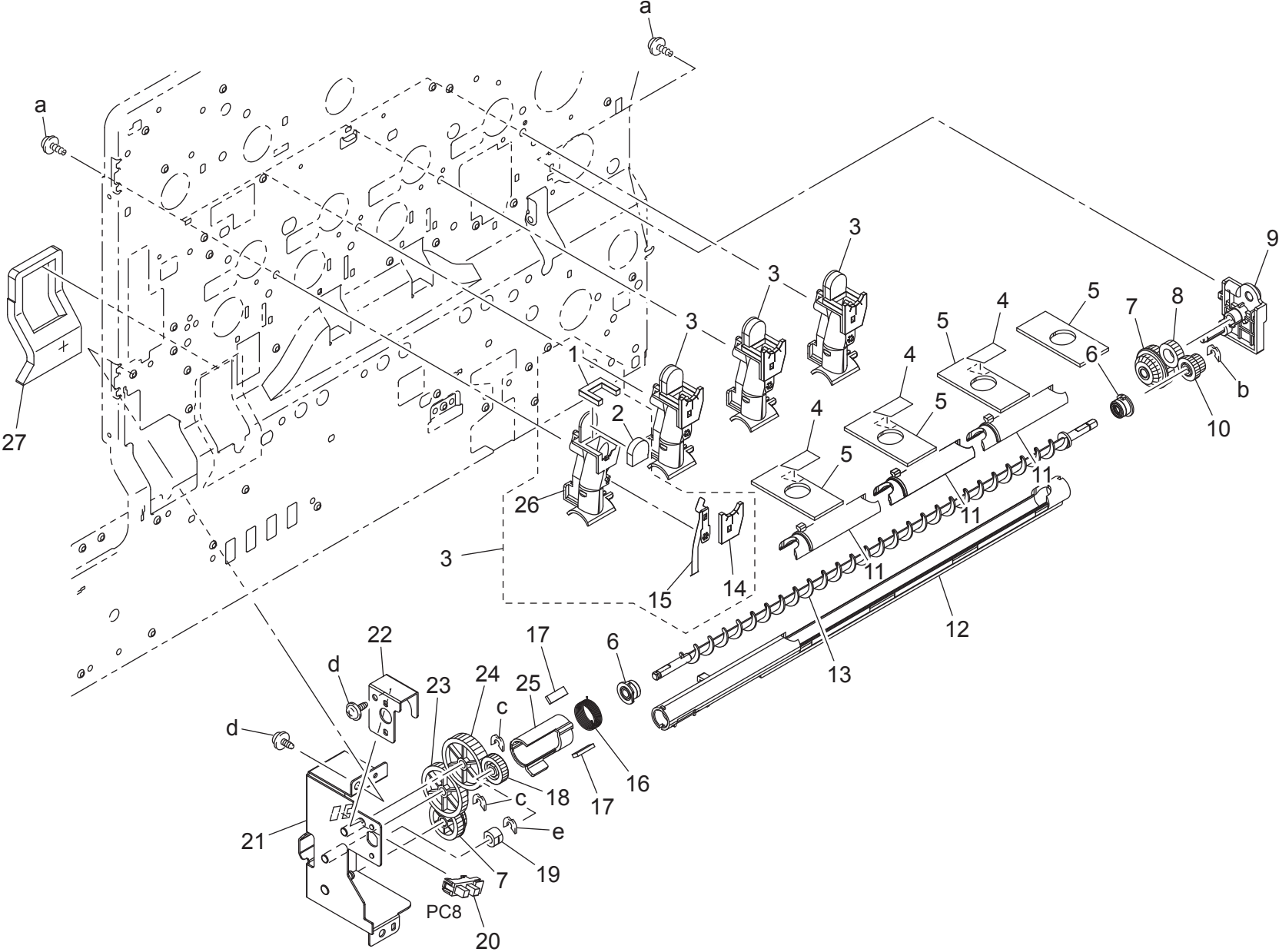
Key	Part No.	Description	Destinations	Class	QTY	Standard parts
1	9J06 R703 00	DOOR ASSY		C	1	a-9739 0308 14 b-9721 0400 01 c-9752 2010 50
2	4038 3520 01	PLATE SPRING		D	2	
3	4038 3542 02	HOLDER		D	2	
4	4038 3553 01	CAM		C	2	
5	4038 4611 01	PRESSURE SPRING		C	2	
6	4163 5293 01	SCREW		C	2	
7	4038 3551 01	LEVER		C	1	
8	4038 3516 01	SHAFT		D	1	
9	4038 4620 01	PRESSURE SPRING		C	2	
10	4038 3571 02	CONTACT		D	1	
11	4038 3552 01	LEVER		C	1	
12	4038 3512 02	TORSION SPRING		C	1	
13	4038 3534 01	COLLAR		C	1	
14	4038 0210 01	BRACKET ASSY		D	1	
15	4038 3511 02	SHOULDER SCREW		C	2	
16	4038 3523 01	STOPPER		C	1	
17	9J06 2583 02	GUIDE		C	1	
18	4038 7302 02	LABEL JAM		D	1	
19	9J06 R712 00	ROLLER ASSY		C	1	
20	4038 3521 01	COVER	A1,D1,D3,F2,G1,H,I, J,K{bizhub C300}	C	1	
21	4038 3515 02	COVER	A1,D1,D3,F2,G1,H,I, J,K{bizhub C300}	C	1	

TRANSPORT DRIVE SECTION

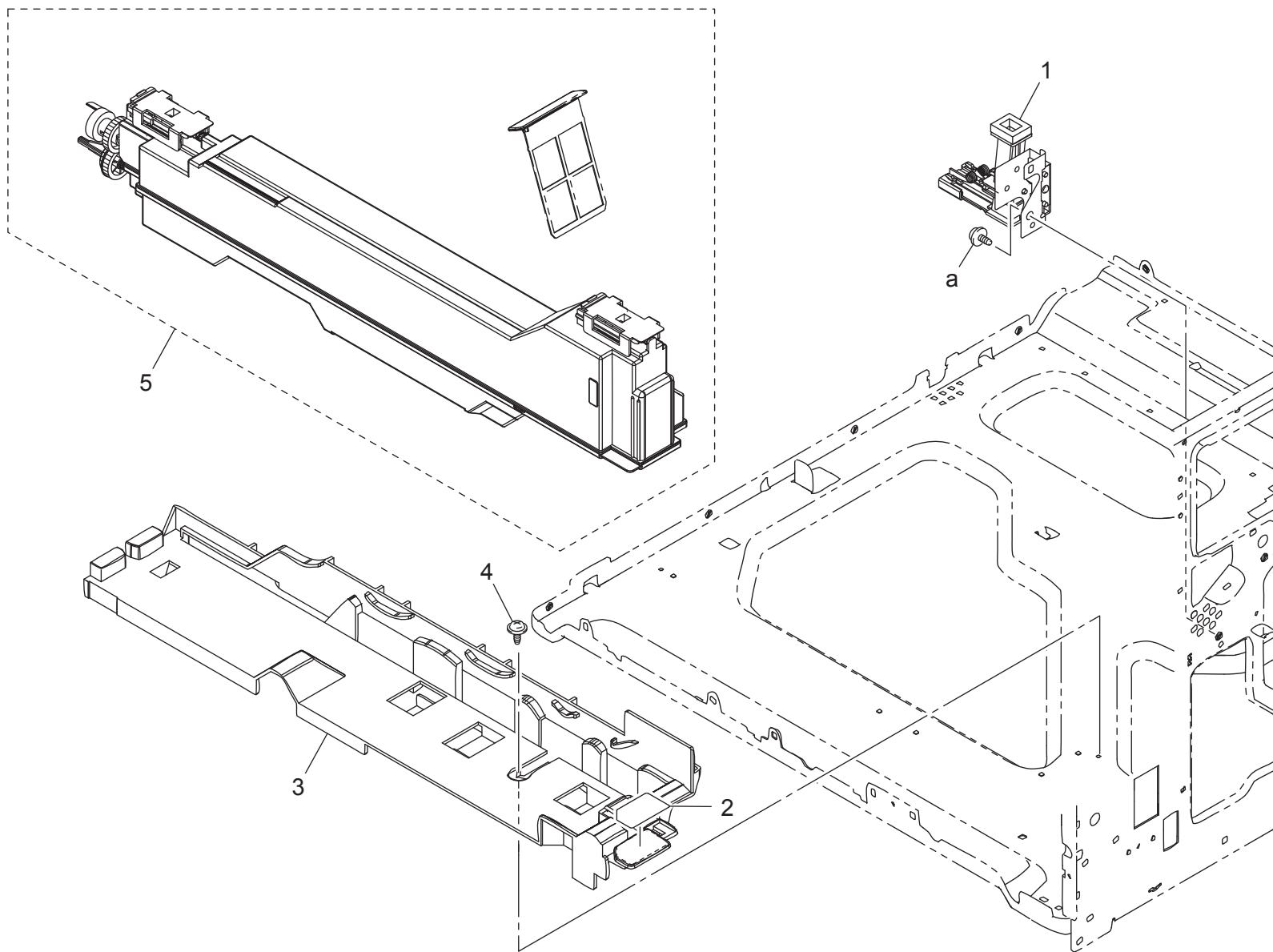
改訂版 REVISED EDITION	日付 DATE
	APRIL 2007




WASTE TONER TRANSPORT SECTION

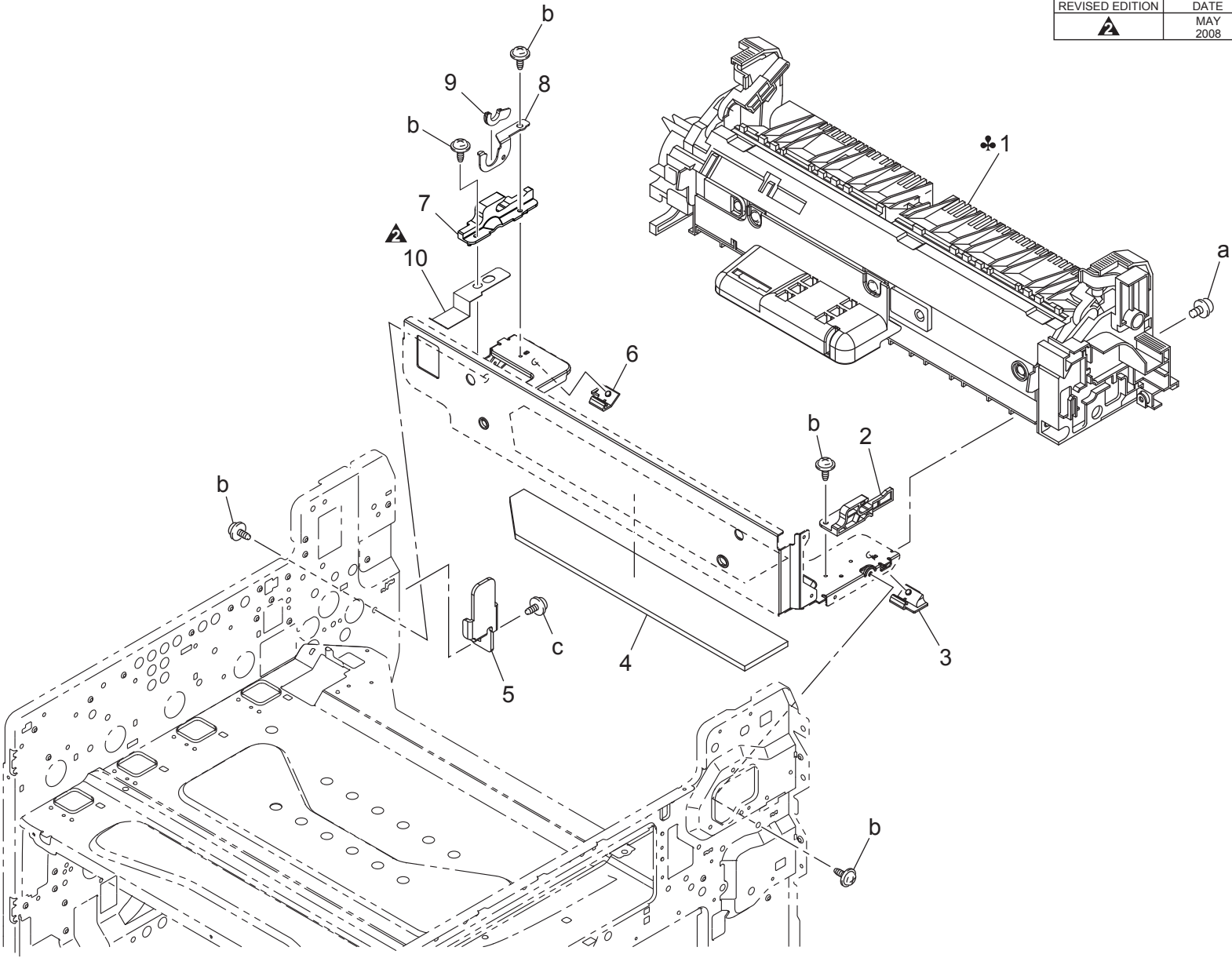


WASTE TONER BOX SECTION



FUSING SECTION

改訂版 REVISED EDITION	日付 DATE
	MAY 2008

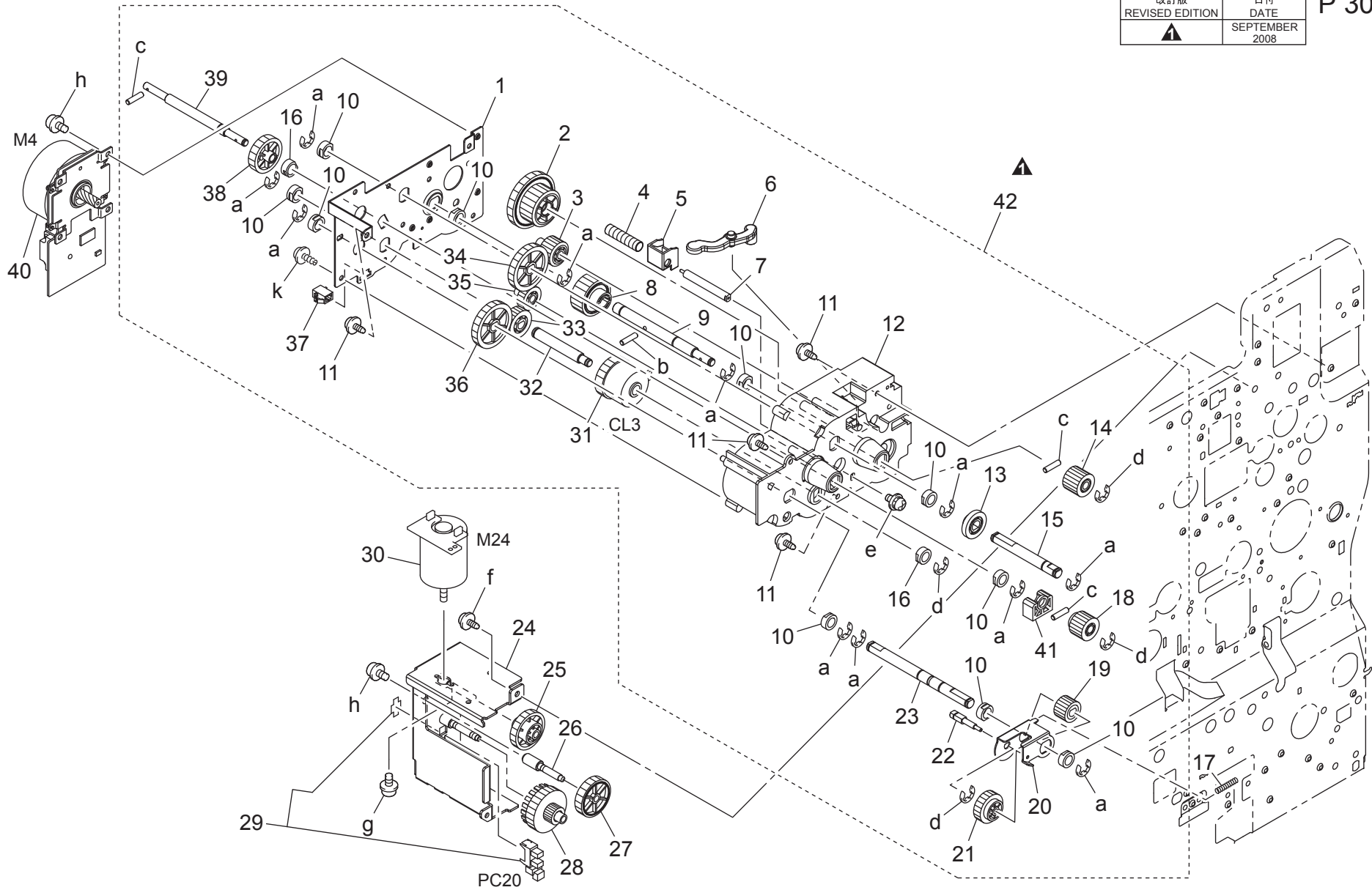


FUSING SECTION

Key	Part No.	Description	Destinations	Class	QTY	Standard parts
1	9J06 R705 11	FUSING UNIT 100V	定着ユニット 1 0 0 V	A1	1	a-9646 0408 14 b-9735 0308 14 c-9735 0306 14
1	9J06 R706 11	FUSING UNIT 120V	定着ユニット 1 2 0 V	B,G2	1	
1	9J06 R706 11	FUSING UNIT 120V	定着ユニット 1 2 0 V	F1{bizhub C352}	1	
1	9J06 R707 11	FUSING UNIT 230V	定着ユニット 2 3 0 V	C,D1,D3,F2,G1,I,K,J	1	
1	9J06 R734 11	FUSING UNIT 110V	定着ユニット 1 1 0 V	H	1	
2	9J06 2462 01	GUIDE	ガイド	C	1	
3	9J06 2079 01	HOLDER	ホルダ	C	1	
4	9J06 1030 00	THERMAL INSULATOR	断熱材 (定着下)	C	1	
5	4038 3735 01	BRACKET	取付板	D	1	
6	9J06 2082 01	HOLDER	ホルダ	C	1	
7	9J06 2463 02	Guide	ガイド	C	1	
8	9J06 7200 00	Reinforce plate	補強板	C	1	
9	9J06 7201 00	Bushing	軸受	C	1	
10	9J06 P003 00	Spacer	スペーサ	C	1	

FUSING DRIVE SECTION

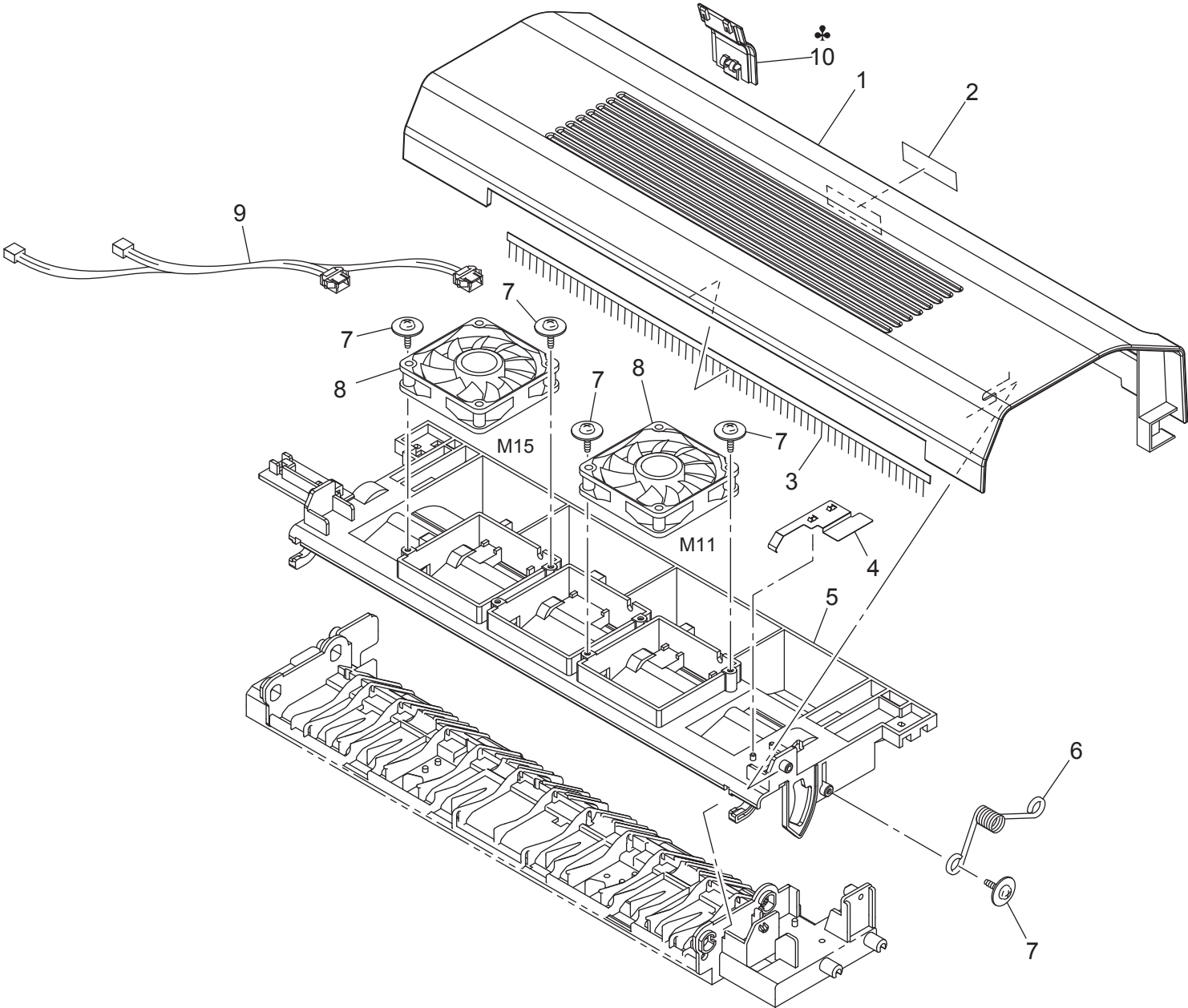
改訂版 REVISED EDITION	日付 DATE
▲	SEPTEMBER 2008



FUSING DRIVE SECTION

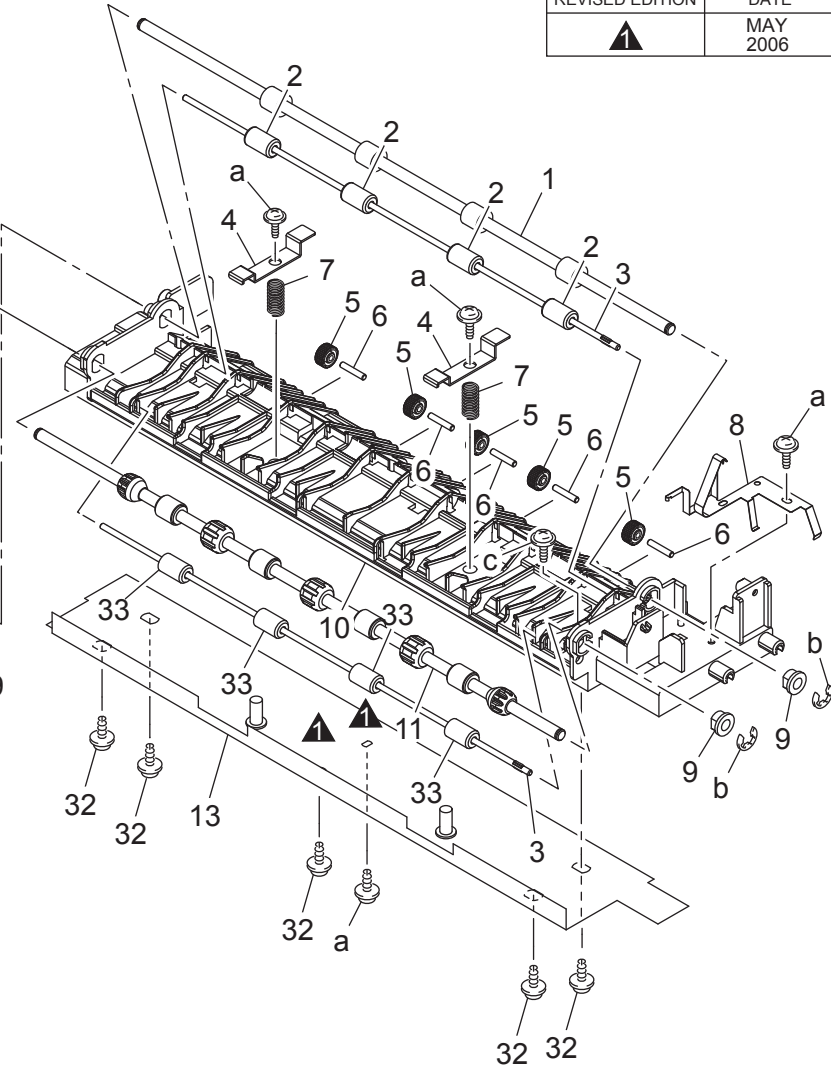
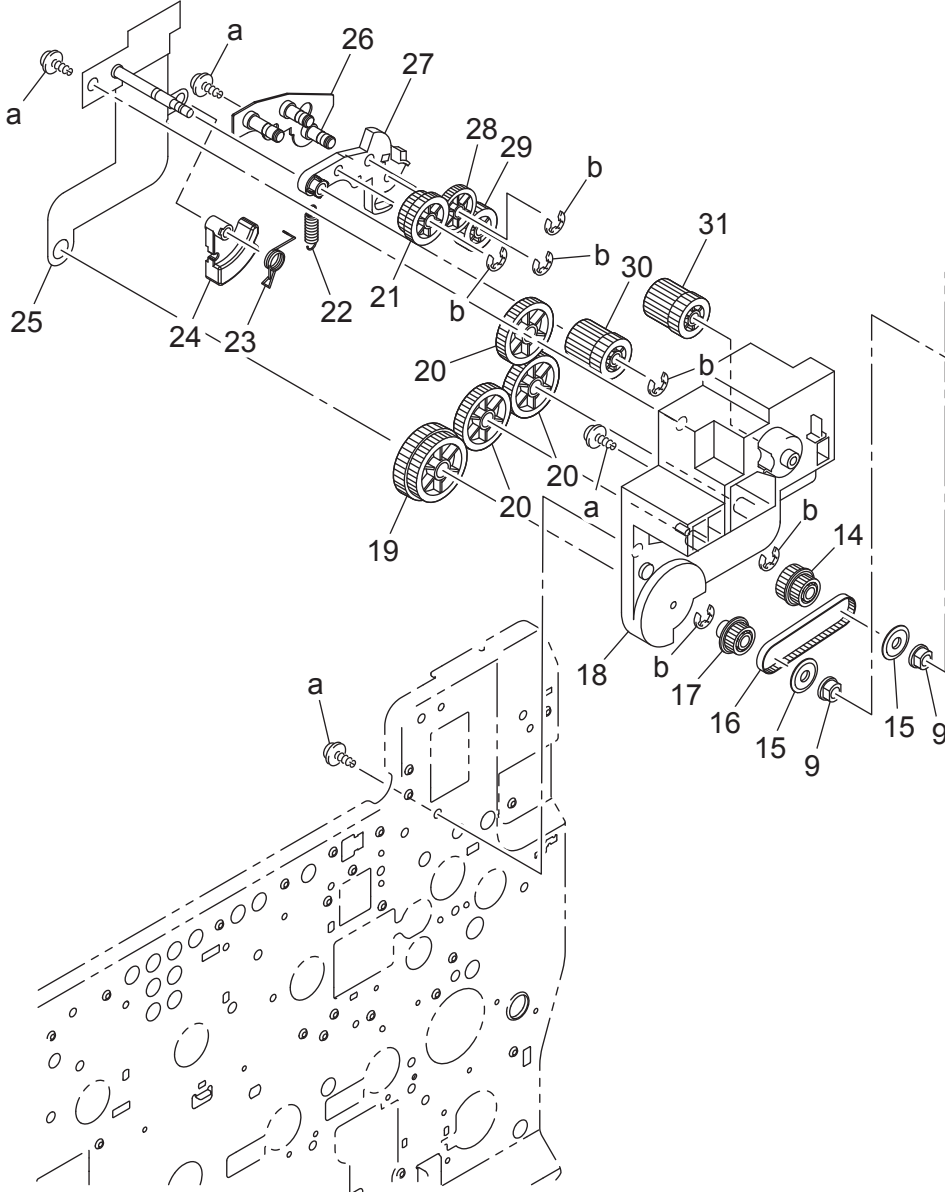
Key	Part No.	Description	Destinations	Class	QTY	Standard parts
1	9J06 2556 01	BRACKET		D	1	a-9721 0600 01
2	9J06 2570 01	GEAR 28/82T		C	1	b-9752 3012 50
3	9J06 2566 01	GEAR 18T		C	1	c-1144 5200 01
4	9J06 2585 01	PRESSURE SPRING		C	1	d-9721 0400 01
5	9J06 2582 01	HOLDER		D	1	e-9646 0306 14
6	9J06 2584 01	LEVER		C	1	f-9735 0308 14
7	9J06 2581 01	SHAFT		D	1	g-9644 2605 14
8	9J06 2571 01	GEAR 28T		C	1	h-9646 0306 14
9	9J06 2573 01	SHAFT		D	1	k-9739 0308 14
10	4658 3516 02	Bushing		C	10	
11	4154 3804 01	SCREW		C	4	
12	9J06 2557 01	HOLDER		C	1	
13	9J06 2541 01	GEAR 20T		C	1	
14	9J06 2574 01	GEAR 16T		C	1	
15	9J06 2559 01	SHAFT		D	1	
16	9J06 2101 00	BUSHING		C	2	
17	9J06 2595 02	PRESSURE SPRING		C	1	
18	9J06 2546 01	GEAR 13T		C	1	
19	4038 2580 01	GEAR 16T		C	1	
20	9J06 2576 03	BRACKET		D	1	
21	9J06 2575 01	GEAR 22T		C	1	
22	9J06 2594 01	SHAFT		D	1	
23	9J06 2587 02	SHAFT		D	1	
24	9J06 0207 01	BRACKET ASSY		D	1	
25	9J06 2542 01	GEAR 18/75T		C	1	
26	9J06 2564 01	SHAFT		D	1	
27	9J06 2543 01	GEAR 60T		C	1	
28	9J06 2544 01	DETECTING PLATE		C	1	
29	4037 0906 01	PHOTO INTERRUPTER		B	1	
30	9J06 R726 00	MOTOR ASSY		C	1	
31	9322 1300 21	CLUTCH		B	1	
32	9J06 2596 01	SHAFT		D	1	
33	4038 2592 01	GEAR 18T		C	1	
34	9J06 2547 01	GEAR 35T		C	1	
35	4038 2591 01	GEAR 18T		C	1	
36	4038 2593 02	GEAR 41T		C	1	
37	9383 2210 11	CONNECTOR 2P		D	1	
38	9J06 2545 01	GEAR 40T		C	1	
39	9J06 2563 02	SHAFT		D	1	
40	4038 M101 00	MOTOR		B	1	
41	9J06 2548 00	PLATE		C	1	
42	9J06 R797 00	Fusing Drive Assy		S	1	

PAPER EXIT SECTION



PAPER EXIT DRIVE SECTION

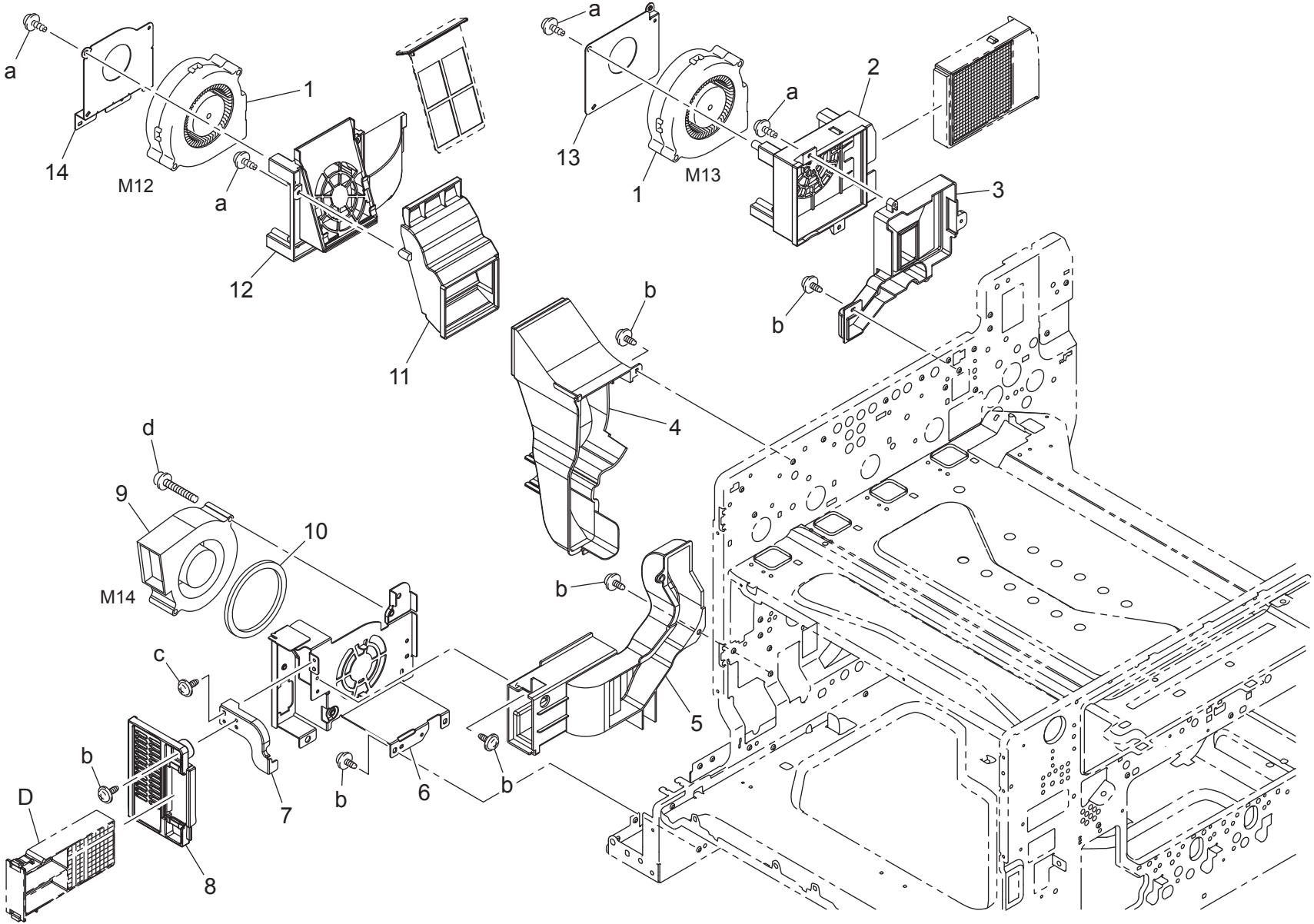
改訂版 REVISED EDITION	日付 DATE
▲	MAY 2006



PAPER EXIT DRIVE SECTION

Key	Part No.	Description	Destinations	Class	QTY	Standard parts
1	4038 5887 01	ROLLER	ローラ	C	1	a-9739 0308 14 b-9721 0400 01 c-9739 0306 14
2	4038 5915 01	ROLL	ころ	C	4	
3	4025 5984 01	SHAFT	シャフト	D	2	
4	9J06 5945 01	LIFTING PLATE	押上板	D	2	
5	9J06 5930 01	COLLAR	カラー	C	5	
6	4036 2549 01	PIN	ピン	D	5	
7	9J06 5946 02	PRESSURE SPRING	圧縮コイルばね	C	2	
8	9J06 5948 01	EARTH GROUND	アース	D	1	
9	4038 5860 01	BUSHING	軸受	C	4	
10	9J06 5904 04	GUIDE	ガイド (下)	C	1	
11	4038 5901 01	ROLLER	ローラ	C	1	
13	9J06 0214 03	BRACKET ASSY	取付板 ASSY (排紙)	D	1	
14	4038 5897 01	PULLEY 24/16T	プーリ 24/16 T	C	1	
15	1200 1646 03	WASHER	ワッシャー	D	2	
16	4038 5893 01	TIMING BELT 144L	タイミングベルト 144 L	C	1	
17	4038 5898 01	PULLEY 24T	プーリ 24 T	C	1	
18	9J06 5916 03	HOLDER	ホルダ (排紙駆動)	D	1	
19	9J06 5928 01	GEAR 31/33T	ギヤ 31/33 T	C	1	
20	9J06 5927 01	GEAR 28T	ギヤ 28 T	C	3	
21	4038 5877 02	GEAR 24/20T	ギヤ 24/20 T	C	1	
22	4038 5862 01	TENSION SPRING	引張コイルばね	C	1	
23	4038 5864 01	TORSION SPRING	ねじりコイルばね	C	1	
24	4038 5863 01	LEVER	レバー	C	1	
25	9J06 0212 01	DRIVING ASSY	駆動 ASSY	D	1	
26	9J06 0213 02	LEVER ASSY	レバー ASSY (排紙駆動)	D	1	
27	9J06 5911 02	LEVER	レバー (駆動ドッキング)	C	1	
28	9J06 5925 02	GEAR 32T	ギア 32 T	C	1	
29	4038 5872 02	GEAR 18T	ギヤ 18 T	C	1	
30	4038 5871 02	GEAR 17/16T	ギヤ 17/16 T	C	1	
31	9J06 5926 01	GEAR 19/20T	ギヤ 19/20 T	C	1	
32	4163 5293 01	SCREW	ねじ	C	5	
33	4131 3904 02	ROLL	ころ	C	4	

REAR DUCT SECTION

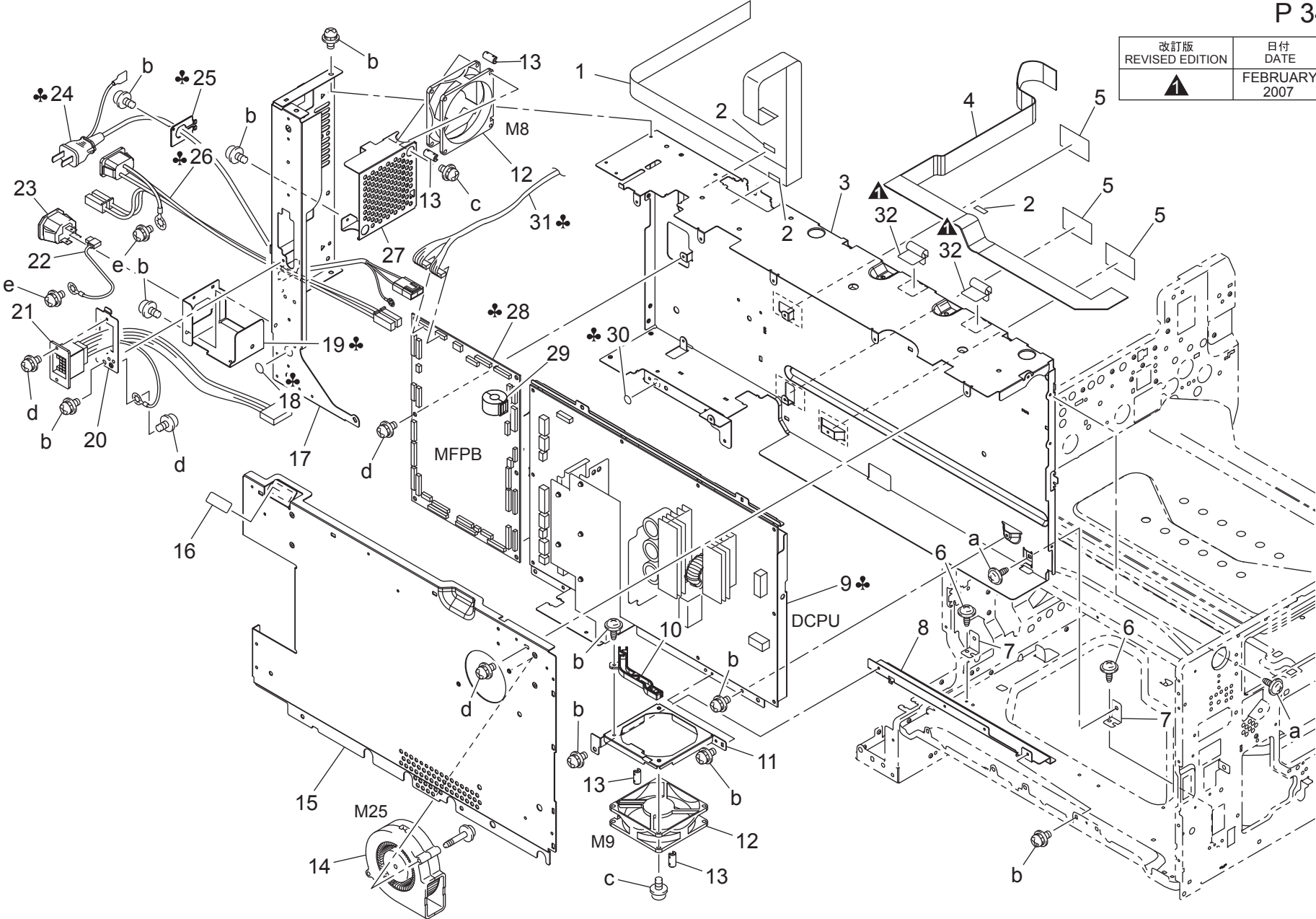


REAR DUCT SECTION

Key	Part No.	Description	Destinations	Class	QTY	Standard parts
1	9313 1000 72	FAN MOTOR		C	2	a-9739 0308 14 b-9735 0308 14 c-9735 0306 14 d-V116 0440 03
2	9J06 2465 01	DUCT		D	1	
3	4038 2033 01	DUCT		D	1	
4	4038 2411 02	DUCT		D	1	
5	4038 2055 02	DUCT		D	1	
6	4038 2241 02	BRACKET		D	1	
7	4038 2237 01	BRACKET		D	1	
8	4038 1018 02	LEFT COVER		C	1	
9	9313 1000 72	FAN MOTOR		C	1	
10	4004 2148 01	SEAL		C	1	
11	4038 2412 02	DUCT		D	1	
12	9J06 2468 02	DUCT		D	1	
13	9J06 2454 01	BRACKET		D	1	
14	9J06 2469 01	BRACKET		D	1	

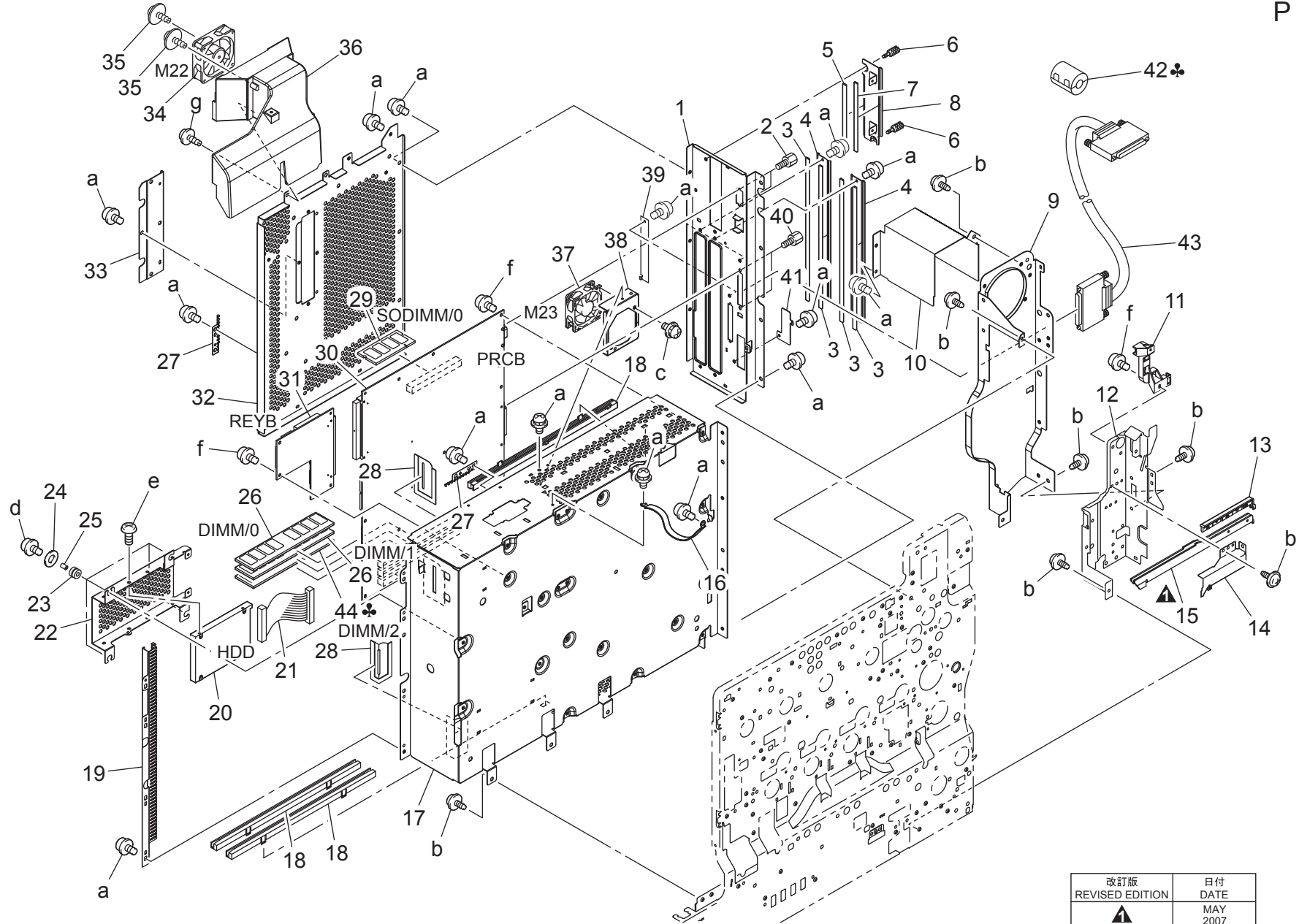
POWER UNIT

改訂版 REVISED EDITION	日付 DATE
▲	FEBRUARY 2007



Key	Part No.	Description	Destinations	Class	QTY	Standard parts
1	4038 6848 01	WIRE HARNESS ASSY		C	1	a-9735 0306 14
2	4109 5530 01	STOPPER		C	3	b-9646 0306 14
3	4038 2401 08	FRAME		D	1	c-9646 0330 14
4	9J06 N103 00	WIRE HARNESS ASSY		C	1	d-9646 0308 14
5	4038 2178 01	SEAL		C	3	e-9646 0408 14
6	4154 3804 01	SCREW		C	2	
7	4038 2071 02	BRACKET		D	2	
8	4038 2307 02	GUIDE		D	1	
9	9J06 6201 01	POWER SUPPLY	A1,B,G2,H	I	1	
9	9J06 6201 01	POWER SUPPLY	F1{bizhub C352}	I	1	
9	9J06 6202 02	Power source Power supply /230V	電源低圧電源 / 230 V	I	1	
10	9J06 2470 01	HOLDER	C,D1,D3,F2,G1,I,K,J	D	1	
11	4038 2308 02	BRACKET		D	1	
12	9313 1500 12	FAN MOTOR		C	2	
13	4038 2309 01	COLLAR		C	4	
14	9313 1000 72	FAN MOTOR		C	1	
15	9J06 2304 01	COVER		D	1	
16	4038 1050 01	SEAL		C	1	
17	4038 2402 05	BRACKET		D	1	
18	9J06 7302 01	LABEL	A1	D	1	
19	4038 2314 03	BRACKET		D	1	
20	9J06 2403 01	COVER		C	1	
21	9J06 6814 01	WIRE HARNESS ASSY		C	1	
22	4025 6805 01	WIRE HARNESS ASSY		D	1	
23	9383 5000 11	JACK		D	1	
24	4037 0775 01	POWER CORD	電源コード	D	1	
25	4037 2239 02	BRACKET	取付板	D	1	
26	4038 6817 03	WIRE HARNESS ASSY	ハーネス ASSY	D	1	
26	9J06 6806 01	WIRE HARNESS ASSY	ハーネス ASSY	D	1	
26	9J06 6806 01	WIRE HARNESS ASSY	ハーネス ASSY	D	1	
27	4038 2406 02	BRACKET	取付板	D	1	
28	9J06 0101 02	PWB ASSY	基板 ASSY	I	1	{bizhub C352}
28	9J06 H003 01	PWB-M	PWB-M	I	1	{bizhub C300}
29	9326 1410 31	FERRITE CORE	フェライトコア	D	1	
30	9J06 7301 01	LABEL	ラベル	D	1	
31	9J06 6808 02	WIRE HARNESS ASSY	ハーネス ASSY	D	1	A1,B,G2,H{bizhub C300}
31	9J06 6808 02	WIRE HARNESS ASSY	ハーネス ASSY	D	1	F1{bizhub C352}
31	9J06 6818 03	WIRE HARNESS ASSY	ハーネス ASSY	D	1	C,D1,D3,F2,G1,I,K,J
32	4038 1310 00	SEAL	シール (台板・左)	C	2	

ELECTRICAL COMPONENTS

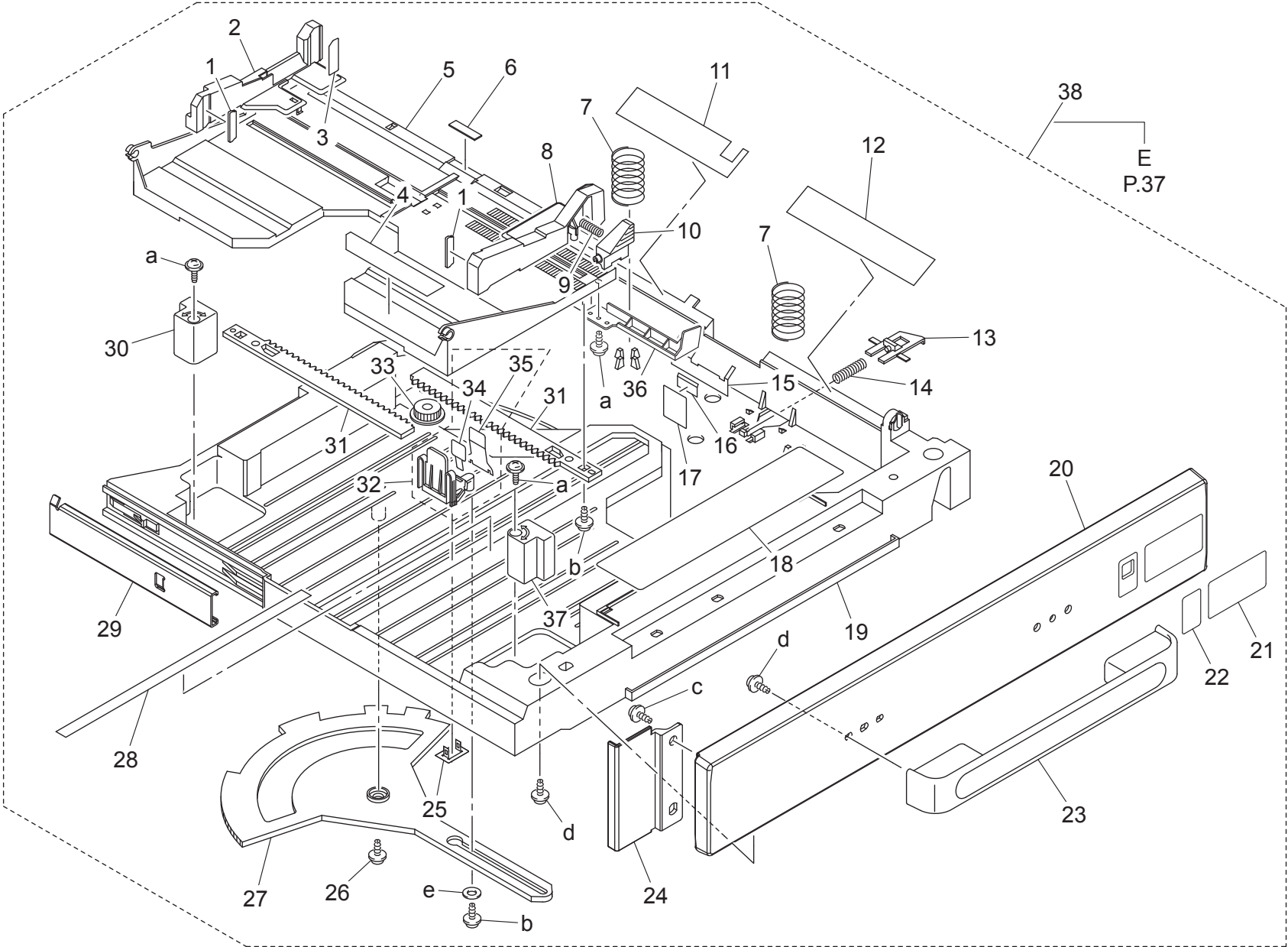


改訂版 REVISED EDITION	日付 DATE
▲	MAY 2007

ELECTRICAL COMPONENTS

Key	Part No.	Description	Destinations	Class	QTY	Standard parts
1	9J06 2303 02	BRACKET		D	1	a-9646 0306 14
2	4025 2283 01	SCREW		D	2	b-9735 0308 14
3	4037 6776 01	ELECTRICALLY CONDUCTIVE MATERIAL		D	4	c-9646 0314 14
4	4037 2247 01	COVER		C	2	d-9646 0314 14
5	4037 6778 02	ELECTRICALLY CONDUCTIVE MATERIAL		D	1	e-9654 0304 14
6	4037 2220 02	SHOULDER SCREW		C	2	f-9646 0308 14
7	4037 6777 01	ELECTRICALLY CONDUCTIVE MATERIAL		D	1	g-9739 0308 14
8	4037 2219 02	BRACKET		D	1	
9	4038 1502 03	HOLD PLATE		D	1	
10	4038 2405 01	DUCT		D	1	
11	9J06 2572 01	HOLDER		D	1	
12	4038 2074 05	REINFORCE PLATE		D	1	
13	4038 2036 01	CAP		C	1	
14	4038 2075 02	REINFORCE PLATE		D	1	
15	4038 2073 02	Reinforce plate		D	1	
16	4037 6812 01	WIRE HARNESS ASSY		D	1	
17	9J06 2301 01	SHIELD BOX		D	1	
18	4004 2203 01	GUIDE		D	3	
19	9J06 2317 01	PLATE SPRING		D	1	
20	9J06 M705 00	HDD	A1,B,C,D1,D3,F1,F2, G1,G2,H,I,J,K	I	1	
21	4036 6870 01	WIRE HARNESS ASSY	ハーネス A S S Y	C	1	
22	4038 2312 01	BRACKET	取付板	D	1	
23	4025 2294 01	BUSHING	ブッシュ	C	4	
24	1200 1442 04	WASHER	ワッシャー	D	4	
25	4025 2295 01	COLLAR	カラー	C	4	
26	4037 6076 01	DIMMO	D I M M O	I	2	
27	4038 1510 01	PLATE SPRING	板ばね	D	2	
28	9J06 2318 01	COVER	カバー	C	2	
29	9J06 M701 00	PWB ASSY	基板 A S S Y	C	1	
30	9J06 0121 06	PWB ASSY	基板 A S S Y	I	1	
31	4038 0123 03	PWB ASSY	基板 A S S Y	I	1	
32	4038 2302 01	LID	蓋	D	1	
33	4037 2244 01	COVER	カバー	D	1	
34	4040 M100 00	FAN MOTOR	ファンモータ	C	1	
35	4163 5293 01	SCREW	ねじ	C	2	
36	9J06 2410 02	DUCT	ダクト (コント基板冷却)	D	1	
37	9313 1400 31	FAN MOTOR	ファンモータ	C	1	
38	9J06 2320 01	BRACKET	取付板	D	1	
39	4037 2240 01	COVER	カバー	D	1	
40	4581 2269 04	SHOULDER SCREW	段ねじ	C	2	
41	4037 2242 01	COVER	カバー	C	1	
42	0866 7801 01	FERRITE CORE	フェライトコア	D	1	F1{bizhub C352}
42	0866 7801 01	FERRITE CORE	フェライトコア	D	1	C,D1,D3,F2,G1,H,I,J, ,K
43	9J06 N101 00	WIRE HARNESS ASSY	ハーネス A S S Y	C	1	
44	4037 6086 01	D-FAX0	D- F A X 0	C	1	
44	4037 6086 01	D-FAX0	D- F A X 0	C	1	B,C,D1,D3,F1,F2,G1, G2,H,I,J,K{bizhub C 352}

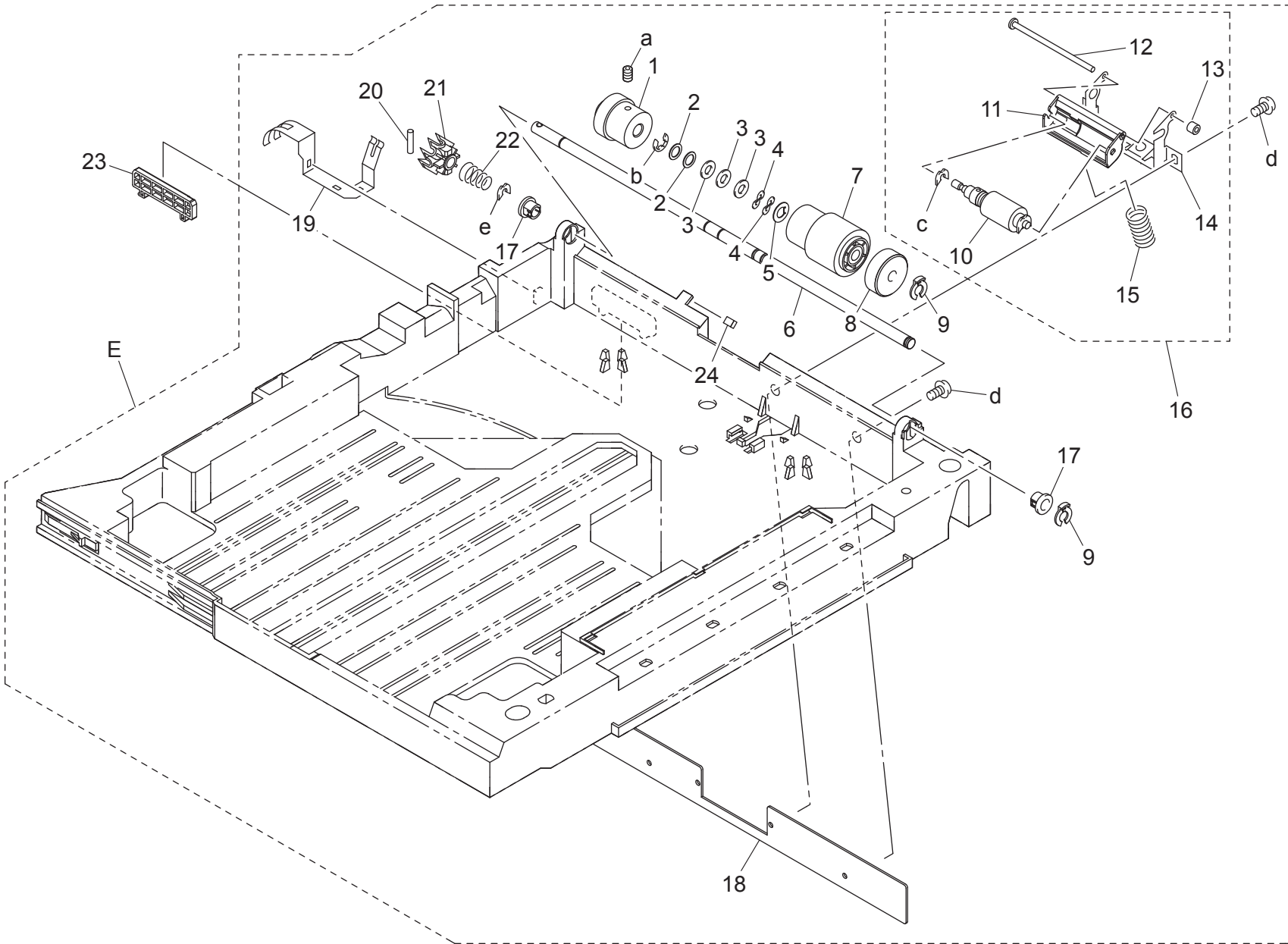
MPT CASSETTE TRAY SECTION



MPT CASSETTE TRAY SECTION

Key	Part No.	Description	Destinations	Class	QTY	Standard parts
1	4036 3086 01	BRAKE	ブレーキ材	D	2	a-9739 0308 14 b-9739 0310 14 c-9739 0408 14 d-9739 0410 14 e-9716 0300 01
2	4036 3028 01 Old	REGULATING PLATE	規制板	C	1	
2	4036 3028 12	REGULATING PLATE	規制板	C	1	
3	4004 7324 01	LABEL CAPACITY	ラベル 積載量	C	1	
4	4036 7314 01	LABEL MP CD	ラベル マルチパーパス CD	D	1	
5	4036 3022 01 Old	LIFTING PLATE	押上板	D	1	
5	4036 3022 03	LIFTING PLATE	押上板	C	1	
6	4687 3281 01	FRICTION SHEET	摩擦板	C	1	
7	4134 3106 01	PRESSURE SPRING	圧縮コイルばね	C	2	
8	4036 3008 01	REGULATING PLATE	規制板	C	1	
9	4038 5601 00	PRESSURE SPRING	圧縮コイルばね	C	1	
10	4037 3210 01	LEVER	レバー	C	1	
11	4004 3040 02	GUIDE	ガイド	C	1	
12	4004 3024 01	GUIDE	ガイド	C	1	
13	1164 3061 01	LEVER	レバー	C	1	
14	1164 3062 01	PRESSURE SPRING	圧縮コイルばね	C	1	
15	4004 3033 01	GUIDE PLATE	ガイド板	D	1	
16	4004 3038 01	GUIDE	ガイド	C	1	
17	4004 3008 01	SEAL	シール	C	1	
18	4038 7337 01	LABEL PAPER SUPPLY	ラベル ペーパー補給	C	1	
19	4036 3021 02	CASSETTE	カセット	D	1	
20	4038 3020 03	COVER	カバー (MPC)	D	1	
21	4038 7312 01	LABEL NUMBER	ラベル 段数表示	C	1	
22	4030 7301 02	LABEL NEAR EMPTY	ラベル ニアEMPTY	C	1	
23	4036 3025 01	HANDLE	取手	C	1	
24	4038 3071 02	COVER	カバー	C	1	
25	4004 3031 01	BRACKET	取付板	D	1	
26	4163 5293 01	SCREW	ねじ	C	1	
27	4004 3051 02	LEVER	レバー	C	1	
28	4036 7313 01	LABEL MP FD	ラベル マルチパーパス FD	D	1	
29	4039 5604 00	RAIL	レール (補助・左)	D	1	
30	4037 3227 01	SPACER	スペーサ	D	1	
31	4004 3032 01	RACK	ラック	C	2	
32	4038 R712 00	REGULATING PLATE R ASSY	後端規制 ASSY	C	1	
33	1164 3045 01	GEAR 20T	ギヤ 20T	C	1	
34	4021 3036 01	GUIDE	ガイド	C	1	
35	4004 3042 01	GUIDE	ガイド	C	1	
36	4036 3019 01	LEVER	レバー	D	1	
37	4037 3226 01	SPACER	スペーサ	D	1	
38	9J06 R716 00	MULTIPURPOSE CASSETTE	MP カセット	S	1	

MPT CASSETTE PAPER TAKE-UP SECTION

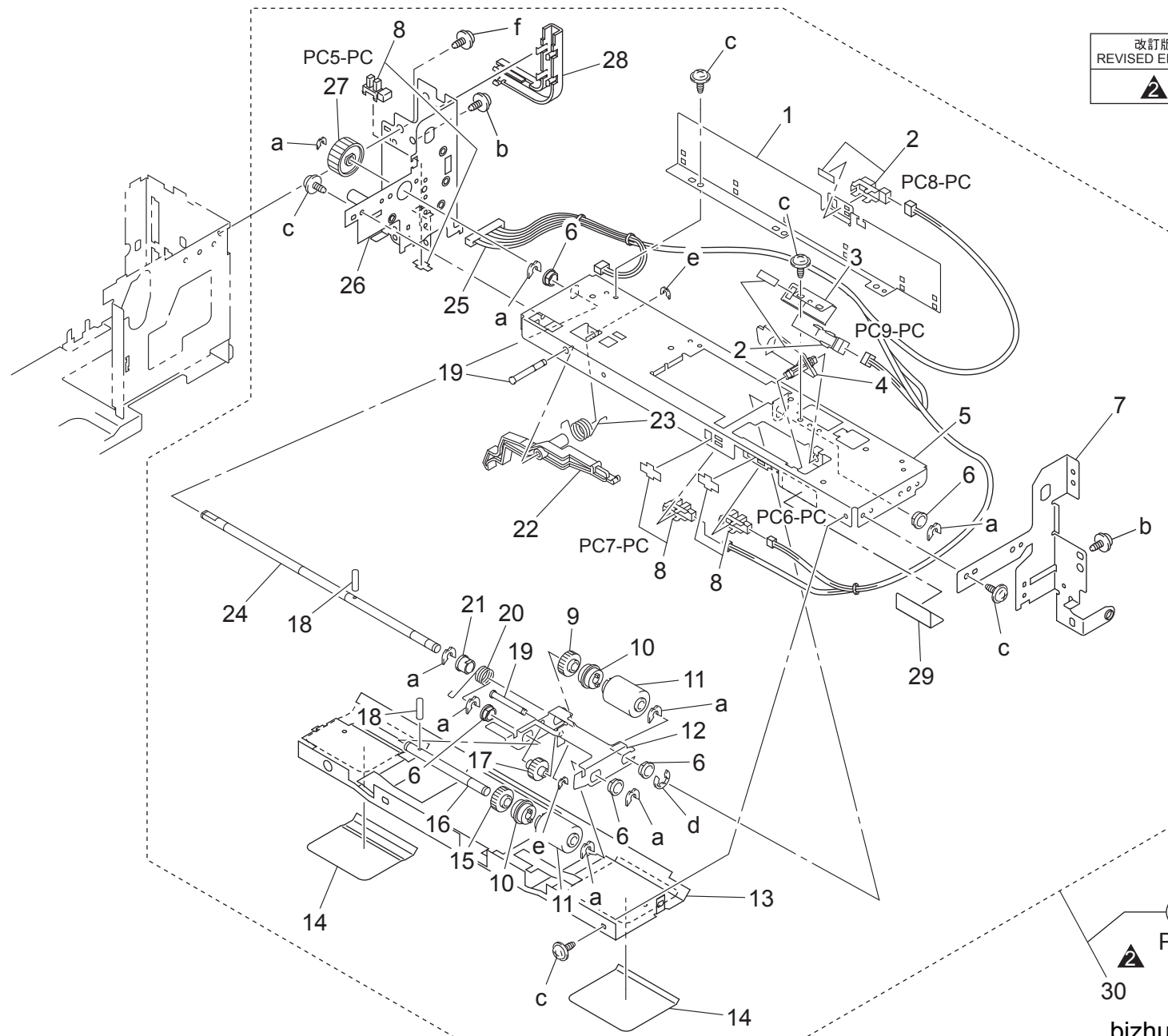


MPT CASSETTE PAPER TAKE-UP SECTION

Key	Part No.	Description	Destinations	Class	QTY	Standard parts
1	4038 3063 01	WEIGHT	重り	D	1	a-9684 0406 08 b-9721 0600 01 c-4425 3002 01 d-9654 0408 14 e-1066 1151 01
2	4036 3030 01	WASHER	ワッシャ	C	2	
3	4036 3031 01	WASHER	ワッシャ	C	3	
4	4011 3020 01	WASHER	ワッシャ	C	2	
5	1164 3066 01	WASHER	ワッシャ	C	1	
6	4004 3001 02	SHAFT	シャフト	D	1	
7	4034 3012 01	ROLLER	ローラ	A	1	
8	4004 3005 01	COLLAR	カラー	C	1	
9	4658 3046 01	STOP RING	止め輪	C	2	
10	4034 0151 01	SEPARATION ROLLER	分離ローラ	A	1	
11	4038 5654 00	HOLDER	ホルダ	C	1	
12	4658 3040 01	SHAFT	シャフト	D	1	
13	4038 5655 00	COLLAR	カラー	D	1	
14	4004 3004 01	BRACKET	取付板	D	1	
15	4004 3006 03	PRESSURE SPRING	圧縮コイルばね	C	1	
16	9J06 R723 00	ROLLER ASSY	MP サバキ ASSY	C	1	
17	1164 3003 01	BUSHING	軸受	C	2	
18	4036 3040 01	REINFORCE PLATE	補強板	D	1	
19	4036 3018 01	EARTH GROUND	アース	D	1	
20	4036 3014 01	PIN	ピン	C	1	
21	1164 3004 03	PAWL	爪	C	1	
22	1164 3005 02	PRESSURE SPRING	圧縮コイルばね	C	1	
23	4039 5602 00	SPACER	スペーサ	D	1	
24	1164 3009 01	CLANING MATERIAL	清掃具	C	1	

2ND CASSETTE PAPER TAKE-UP SECTION

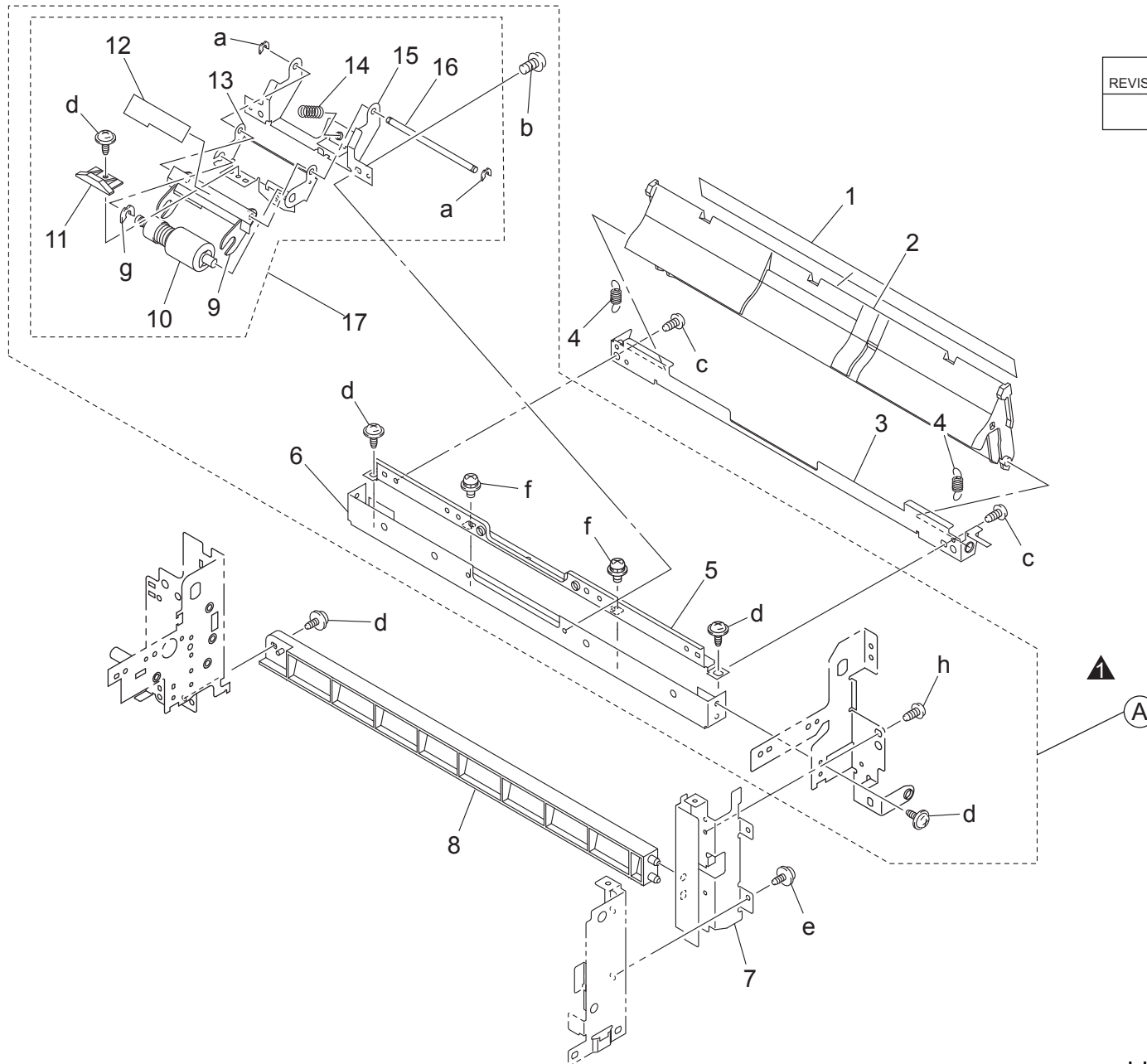
改訂版 REVISED EDITION	日付 DATE
	DECEMBER 2007



(A) (B)
P.39 P.40
 30

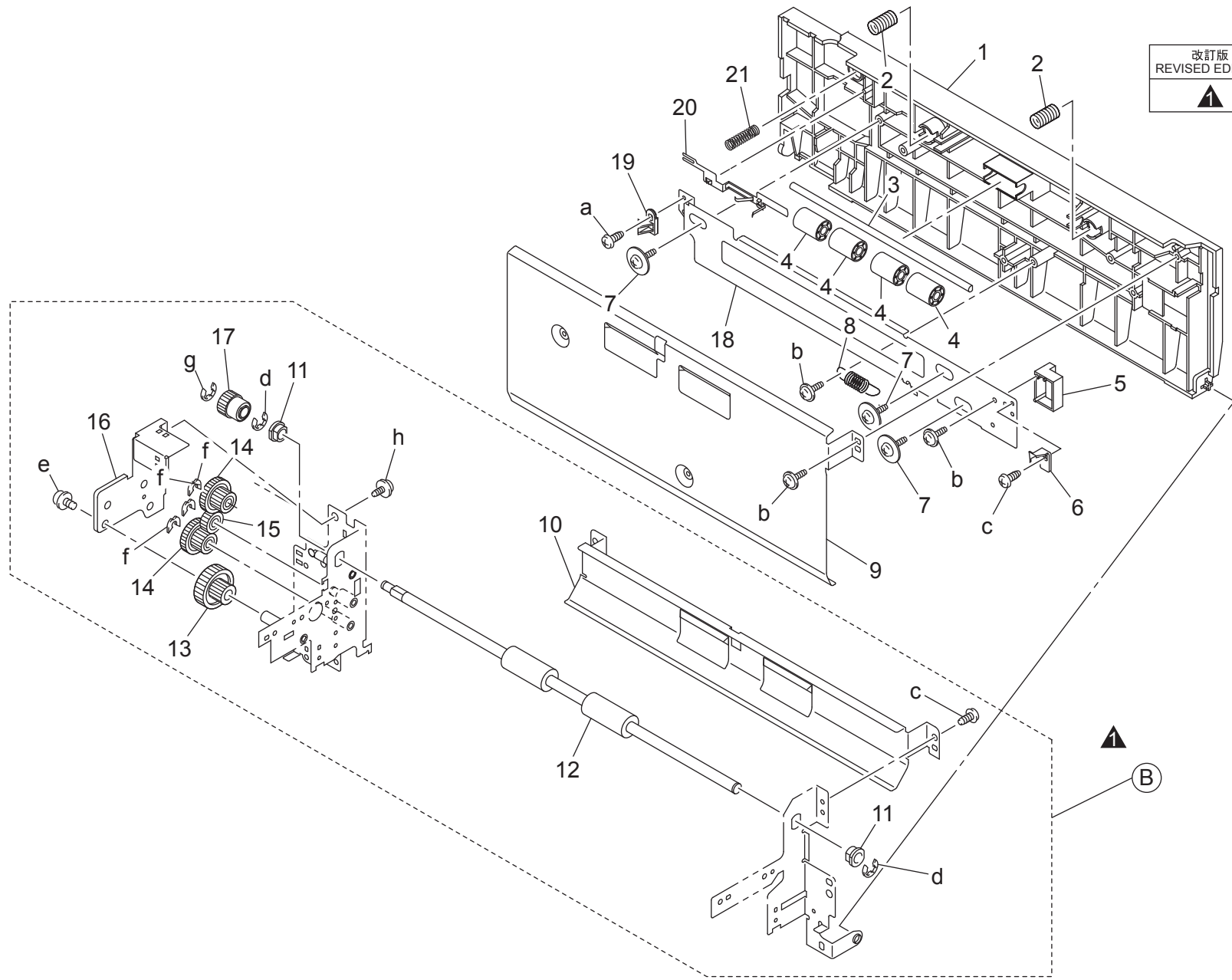
2ND CASSETTE PAPER TAKE-UP SECTION

改訂版 REVISED EDITION	日付 DATE
	DECEMBER 2007



2ND CASSETTE PAPER TAKE-UP SECTION

改訂版 REVISED EDITION	日付 DATE
	DECEMBER 2007

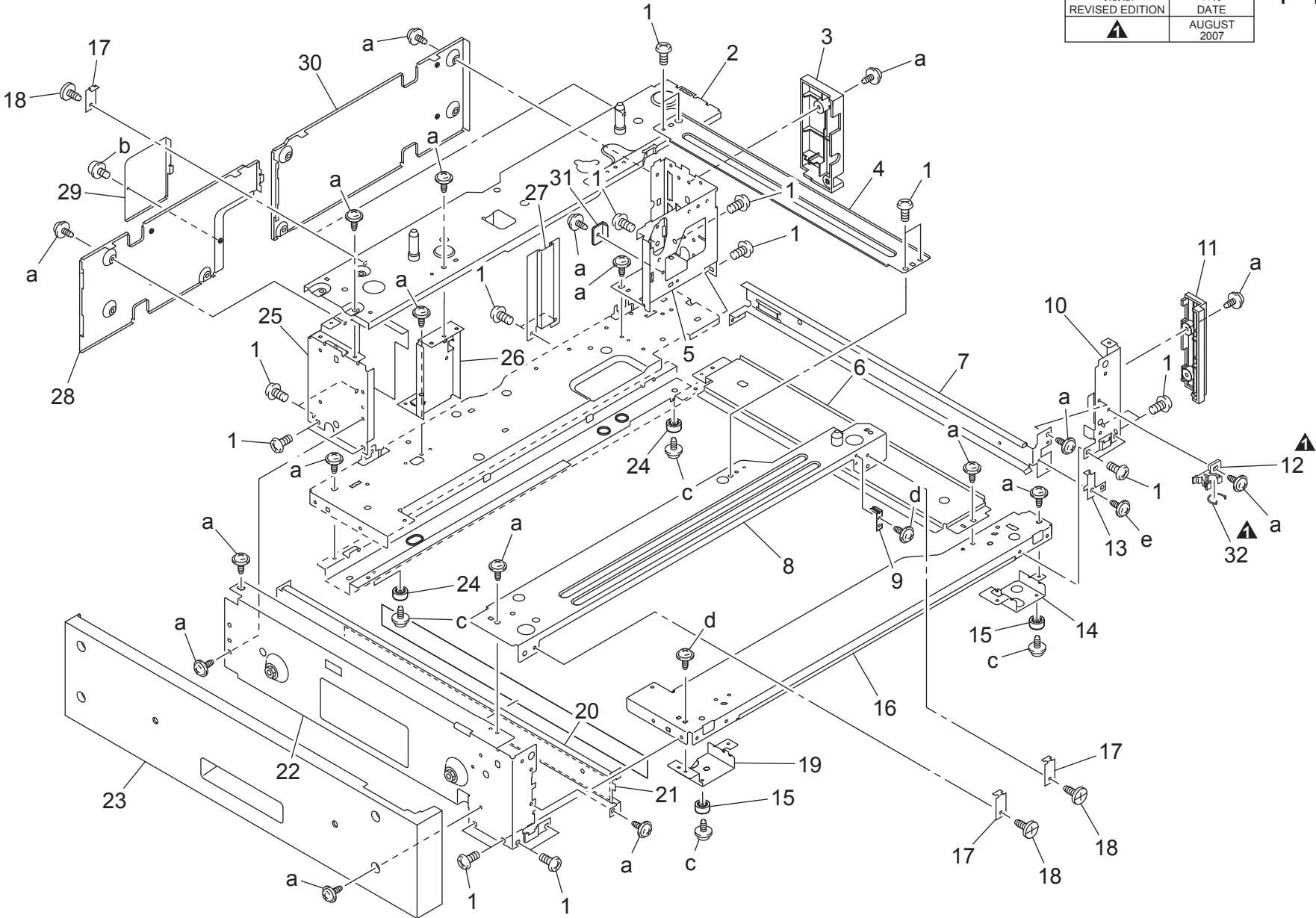


2ND CASSETTE PAPER TAKE-UP SECTION

Key	Part No.	Description	Destinations	Class	QTY	Standard parts
1	4067 3822 03	DOOR		C	1	a-9735 0308 14 b-9739 0308 14 c-9743 0306 14 d-9721 0600 01 e-9646 0306 14 f-4425 3001 01 g-9721 0400 01 h-9735 0306 14
2	4030 3123 01	PRESSURE SPRING		C	2	
3	4348 3071 01	SHAFT		D	1	
4	4030 3122 01	ROLL		C	4	
5	4067 3833 01	HANDLE		C	1	
6	4036 3823 01	LEVER		C	1	
7	4163 5293 01	SCREW		C	3	
8	4030 3116 01	TENSION SPRING		C	1	
9	4067 3834 01	GUIDE PLATE		D	1	
10	4348 3042 01	GUIDE PLATE		C	1	
11	4131 3532 02	BUSHING		C	2	
12	4348 3011 04	ROLLER		C	1	
13	4348 3048 01	GEAR 19/40T		C	1	
14	4348 3031 01	GEAR 19/32T		C	2	
15	4348 3032 01	GEAR 20T		C	1	
16	4348 3069 04	BRACKET		D	1	
17	4348 3028 01	GEAR 22T		C	1	
18	4067 3832 01	BRACKET		D	1	
19	4038 6251 00	LEVER		C	1	
20	4067 3825 01	EARTH GROUND		D	1	
21	4036 3831 01	PRESSURE SPRING		C	1	

2ND CASSETTE FRAME


改訂版 REVISED EDITION	日付 DATE
▲	AUGUST 2007

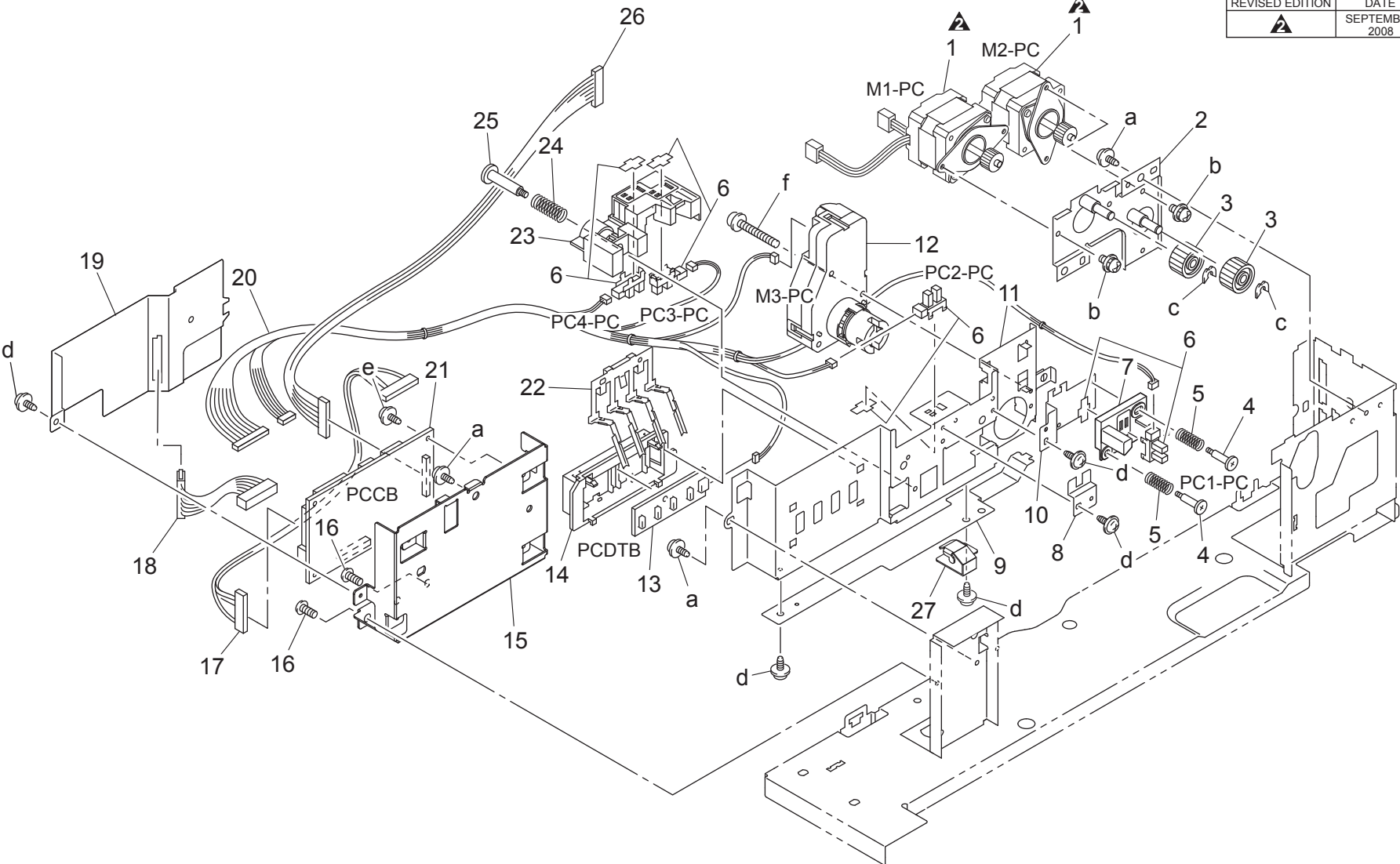


2ND CASSETTE FRAME

Key	Part No.	Description	Destinations	Class	QTY	Standard parts
1	4002 2581 01	SCREW		C	21	a-9735 0408 14 b-9646 0308 14 c-9735 0308 14 d-9735 0306 14 e-9654 0308 14
2	4067 0202 03	PLATE ASSY		D	1	
3	4067 3803 02	COVER		D	1	
4	4067 3818 02	REINFORCE PLATE		D	1	
5	4036 3810 03	STAY		D	1	
6	4036 3849 01	REINFORCE PLATE		D	1	
7	4348 2042 01	BRACKET		D	1	
8	4067 0201 02	PLATE ASSY		D	1	
9	4067 3821 01	PLATE SPRING		D	1	
10	4036 3808 03	STAY		D	1	
11	4067 3802 01	COVER		D	1	
12	4348 6205 00	Holder		C	1	
13	4348 2038 03	BRACKET		D	1	
14	4036 3843 02	BRACKET		D	1	
15	0996 3055 01	RUBBER FOOT		C	2	
16	4036 3814 01	BASE FRAME		D	1	
17	4658 3140 02	STOP PLATE		C	4	
18	4658 3042 02	SHOULDER SCREW		C	4	
19	4036 3828 02	BRACKET		D	1	
20	4348 2044 01	GUIDE		C	1	
21	4348 2041 02	BRACKET		D	1	
22	4067 3807 03	STAY		D	1	
23	4067 3805 02	LEFT COVER		D	1	
24	4030 2080 01	RUBBER FOOT		D	2	
25	4036 3809 01	STAY		D	1	
26	4036 3811 01	BRACKET		D	1	
27	4067 3871 01	REINFORCE PLATE		D	1	
28	4067 3856 02	REAR COVER LEFT		D	1	
29	4067 3857 02	COVER		C	1	
30	4067 3855 02	REAR COVER RIGHT		D	1	
31	4348 2040 01	SPACER		D	1	
32	4348 6206 00	Stop ring		D	1	

2ND CASSETTE DRIVE SECTION

改訂版 REVISED EDITION	日付 DATE
	SEPTEMBER 2008

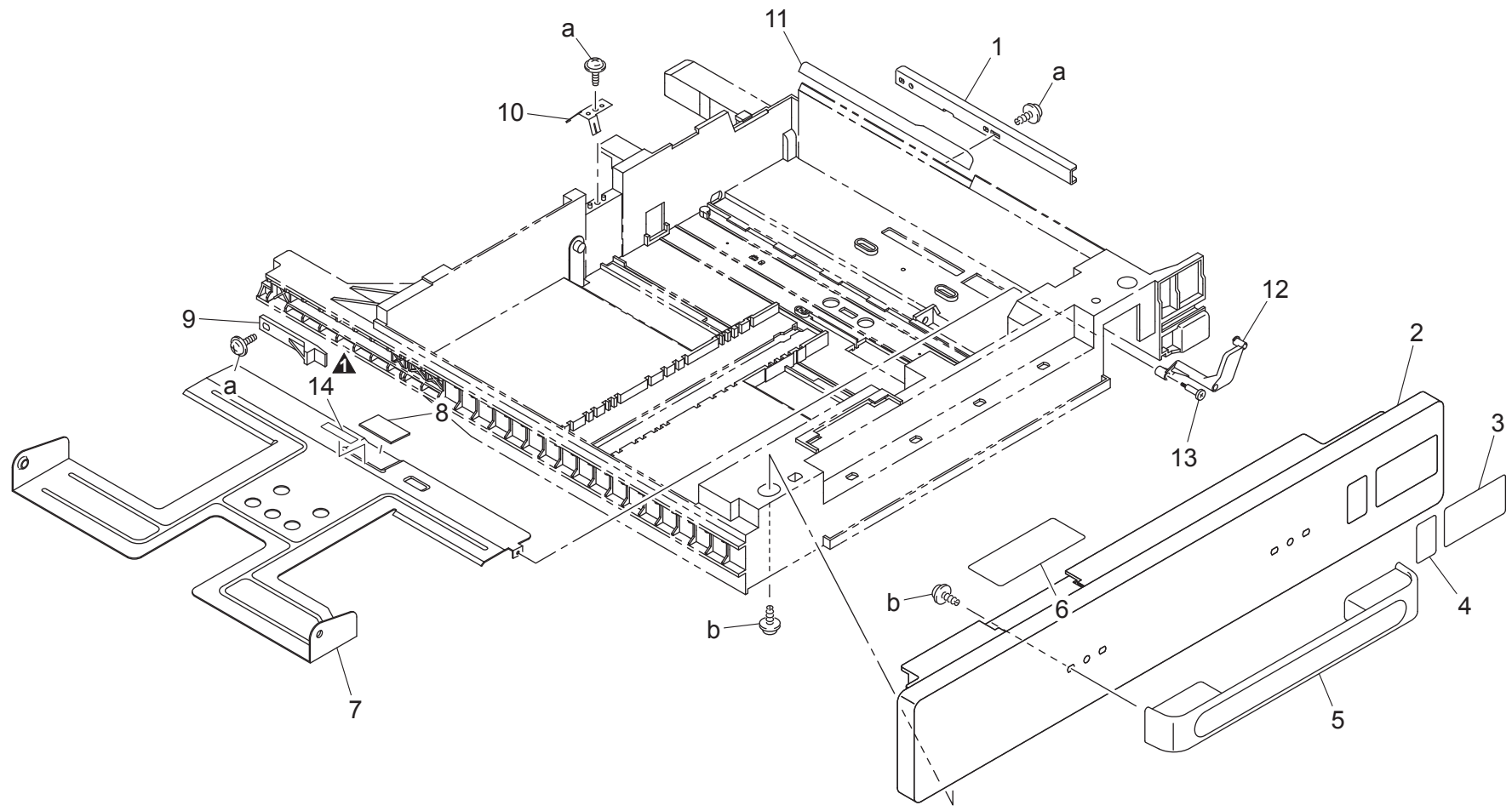


2ND CASSETTE DRIVE SECTION

Key	Part No.	Description	Destinations	Class	QTY	Standard parts
1	9J08 M106 00	MOTOR		B	2	a-9735 0408 14
2	4067 0203 02	FRAME ASSY		D	1	b-9646 0306 14
3	4348 3030 01	GEAR 27T		C	2	c-4425 3001 01
4	4030 3224 02	SHOULDER SCREW		C	2	d-9735 0306 14
5	4030 3081 01	PRESSURE SPRING		C	2	e-9735 0308 14
6	4037 0906 01	PHOTO INTERRUPTER		B	4	f-9646 0330 14
7	4030 3083 01	HOLDER		D	1	
8	4030 3048 02	BRACKET		D	1	
9	4030 3049 01	BRACKET		D	1	
10	4030 3208 02	BRACKET		D	1	
11	4030 3046 03	BRACKET		D	1	
12	9J06 M103 00	MOTOR		B	1	
13	4037 0104 01	PWB ASSY		C	1	
14	4011 3012 01	HOLDER		D	1	
15	4067 3815 02	BRACKET		D	1	
16	4002 2581 01	SCREW		C	2	
17	4067 6801 04	WIRE HARNESS ASSY		D	1	
18	4067 6805 01	WIRE HARNESS ASSY		D	1	
19	4067 3820 01	COVER		D	1	
20	4067 6802 01	WIRE HARNESS ASSY		D	1	
21	4067 H010 00	PWB ASSY		C	1	
22	4030 3091 01	LEVER		C	1	
23	4030 3047 02	HOLDER		D	1	
24	4002 3110 01	PRESSURE SPRING		C	1	
25	4002 3131 01	SHOULDER SCREW		C	1	
26	4067 6803 02	WIRE HARNESS ASSY		D	1	
27	50GA 6271 01	LIFTING STAY		C	1	

2ND CASSETTE

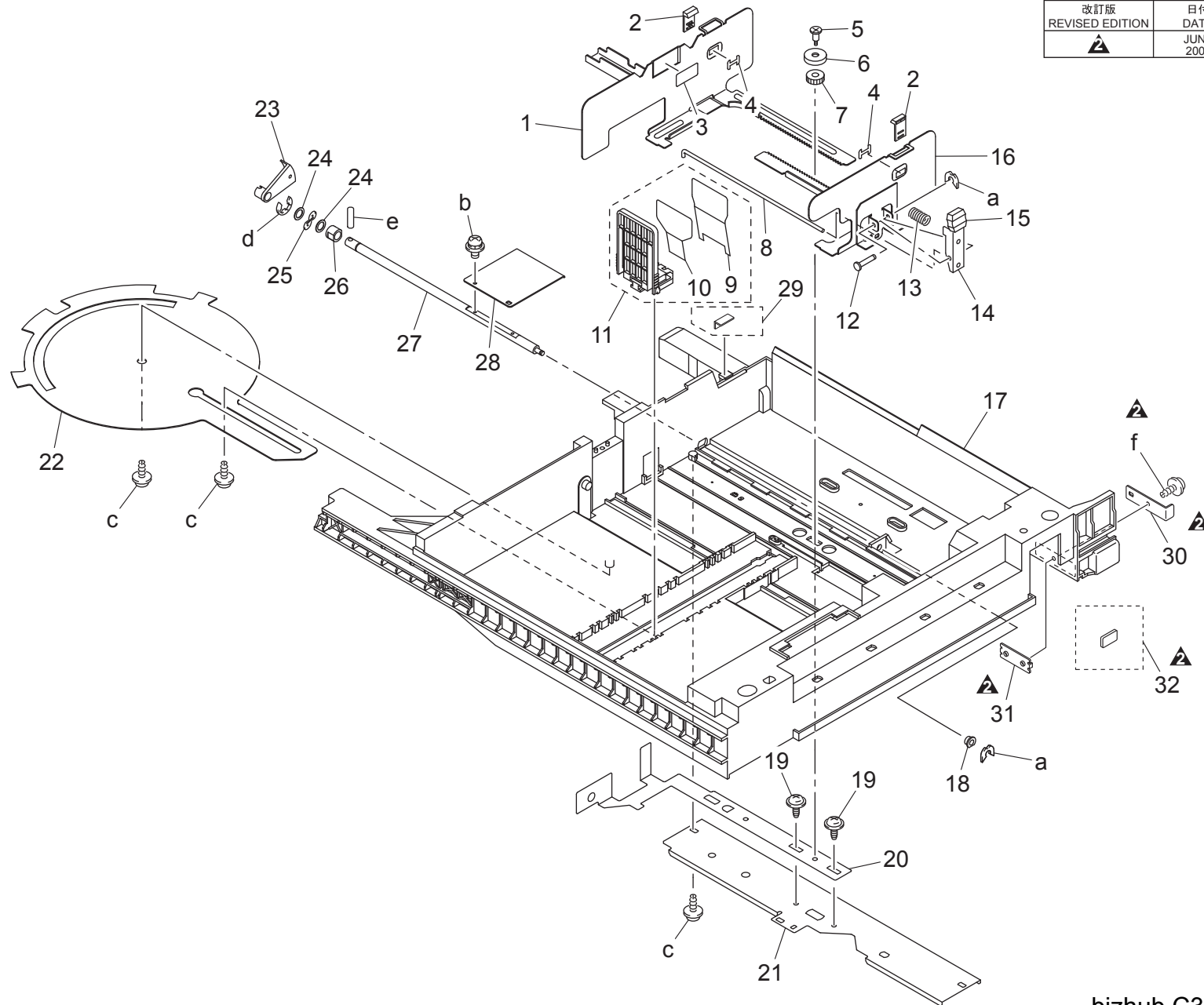
改訂版 REVISED EDITION	日付 DATE
▲	FEBRUARY 2007



Key	Part No.	Description	Destinations	Class	QTY	Standard parts
1	4030 3229 02	REINFORCE PLATE		D	1	a-9739 0308 14 b-9739 0410 14
2	4067 3852 01	FRONT COVER		C	1	
3	4038 7321 01	LABEL NUMBER		C	1	
4	4030 7301 02	LABEL NEAR EMPTY		C	1	
5	4036 3025 01	HANDLE		C	1	
6	4040 7304 01	LABEL PAPER SUPPLY		C	1	
7	4030 3203 01	LIFTING PLATE		C	1	
8	4030 3226 01	FRICTION SHEET		C	1	
9	4498 3469 01	STOPPER		D	1	
10	4030 3223 03	Earth ground		C	1	
11	4030 3222 03	GUIDE		C	1	
12	4030 3221 01	LEVER		C	1	
13	4030 3224 02	SHOULDER SCREW		C	1	
14	A00J 6234 00	FRICTION PLATE		C	1	

2ND CASSETTE

改訂版 REVISED EDITION	日付 DATE
	JUNE 2007

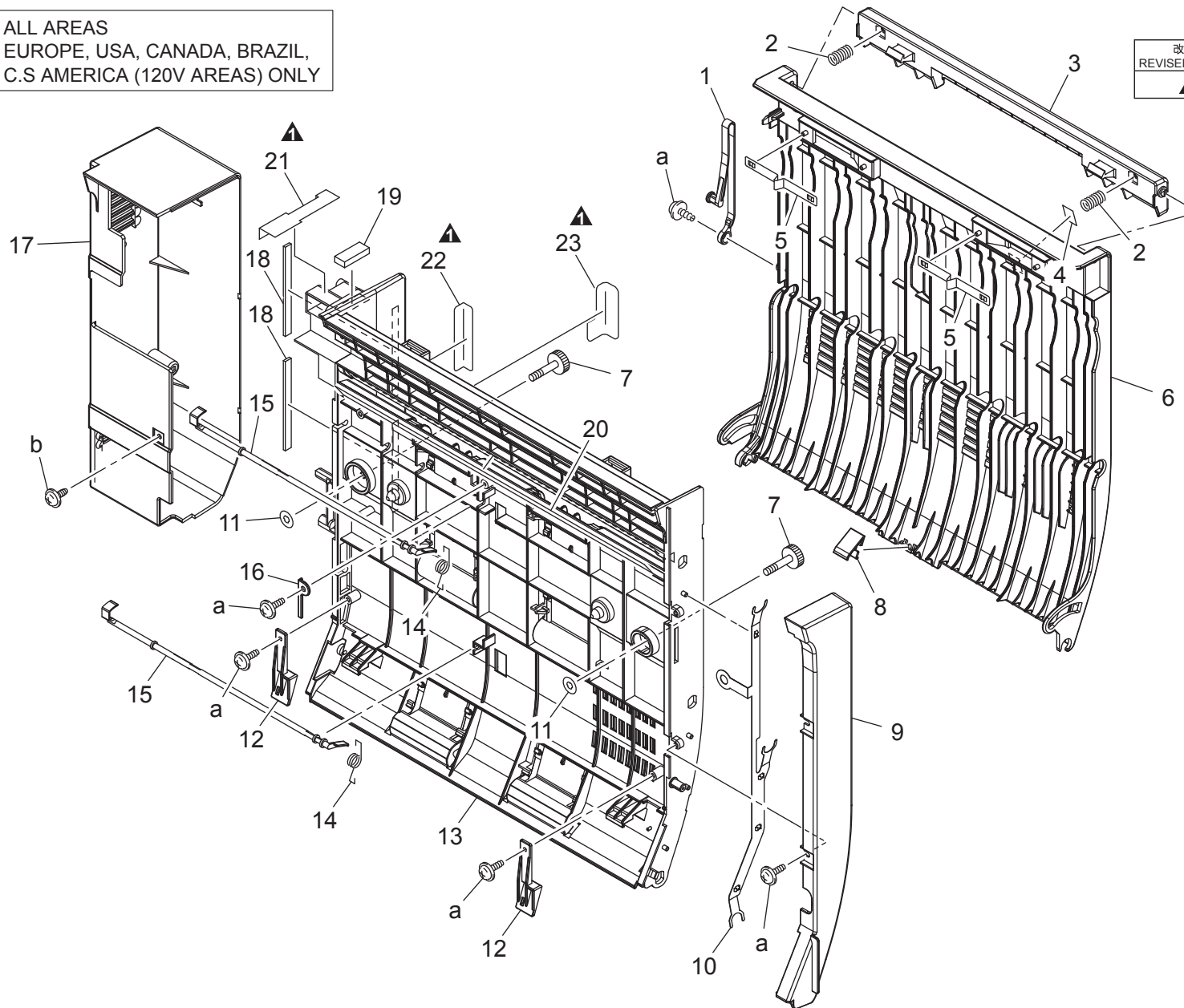


Key	Part No.	Description	Destinations	Class	QTY	Standard parts
1	4030 3212 01	REGULATING PLATE		C	1	a-4425 3002 01 b-9646 0308 14 c-9739 0308 14 d-1066 1151 01 e-9754 3025 08 f-9735 0310 14
2	4658 3048 01	GUIDE		C	2	
3	4002 7306 01	LABEL CARRYING CAPACITY		C	1	
4	4658 3049 01	STOPPER		C	2	
5	4030 3214 02	SHOULDER SCREW		C	1	
6	4030 3215 01	GUIDE		D	1	
7	4658 3012 01	GEAR 14T		C	1	
8	4030 3217 01	SHAFT		D	1	
9	4030 3228 12	GUIDE		C	1	
10	4030 3227 01	GUIDE		C	1	
11	9J06 R738 00	REGULATION PLATE ASSY		C	1	
12	4498 3826 01	SHAFT		D	1	
13	4498 3825 01	PRESSURE SPRING		C	1	
14	4128 3823 01	LEVER		C	1	
15	4037 3204 01	KNOB		C	1	
16	4030 3211 02	REGULATING PLATE		C	1	
17	4030 3201 09	Cassette		C	1	
18	0992 3014 01	BUSHING		C	1	
19	4498 3834 01	SCREW		C	2	
20	4030 3216 01	BRACKET		D	1	
21	4030 3218 01	BRACKET		D	1	
22	4002 3108 01	LEVER		C	1	
23	4030 3207 01	ACTUATOR		C	1	
24	4011 3021 01	WASHER		C	2	
25	4011 3020 01	WASHER		C	1	
26	1274 3603 01	BUSHING		C	1	
27	4030 3205 01	SHAFT		D	1	
28	4030 3206 01	LEVER		D	1	
29	4030 P002 00	SPACER		C	1	
30	4030 6214 00	Stopper		C	1	
31	4030 6215 00	Plate nut		C	1	
32	4030 3238 00	STOPPER		C	1	

DUPLEX UNIT

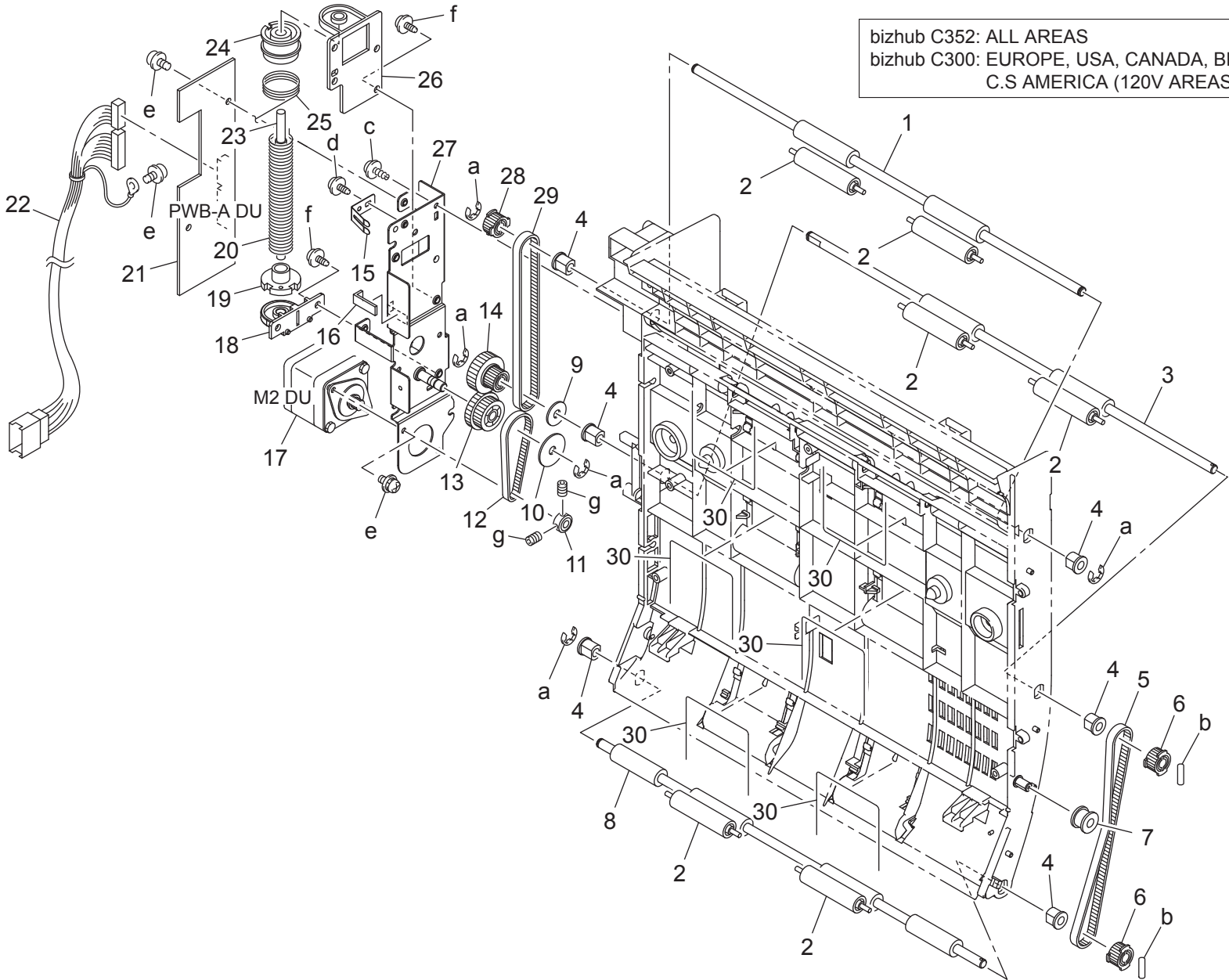
bizhub C352: ALL AREAS
 bizhub C300: EUROPE, USA, CANADA, BRAZIL,
 C.S AMERICA (120V AREAS) ONLY

改訂版 REVISED EDITION	日付 DATE
▲	FEBRUARY 2007



Key	Part No.	Description	Destinations	Class	QTY	Standard parts
1	4066 8101 00	STOPPER		C	1	a-9739 0308 14 b-9735 0308 14
2	4066 3705 01	PRESSURE SPRING		C	2	
3	4066 3703 02	LEVER		C	1	
4	4066 7301 02	LABEL		C	1	
5	4657 3736 01	PLATE SPRING		C	2	
6	4066 3702 04	DOOR		C	1	
7	4066 3738 01	SHOULDER SCREW		C	2	
8	4066 3741 01	AUXILIARY MEMBER		C	1	
9	4066 3711 03	FRONT COVER		C	1	
10	4066 3726 02	PLATE SPRING		D	1	
11	4575 3707 01	WASHER		C	2	
12	4066 3736 01	AUXILIARY MEMBER		D	2	
13	4066 3701 06	BASE FRAME		C	1	
14	4657 3725 01	TORSION SPRING		C	2	
15	4066 3729 01	ACTUATOR		C	2	
16	4066 3754 01	REGULATING PLATE		C	1	
17	4066 3704 03	REAR COVER		C	1	
18	4066 3777 01	SEAL		C	2	
19	4066 3778 01	SEAL		C	1	
20	4066 3739 01	SEAL		C	1	
21	4066 8132 00	SEAL		C	1	
22	4066 8133 00	SEAL		C	1	
23	4066 8134 00	SEAL		C	1	

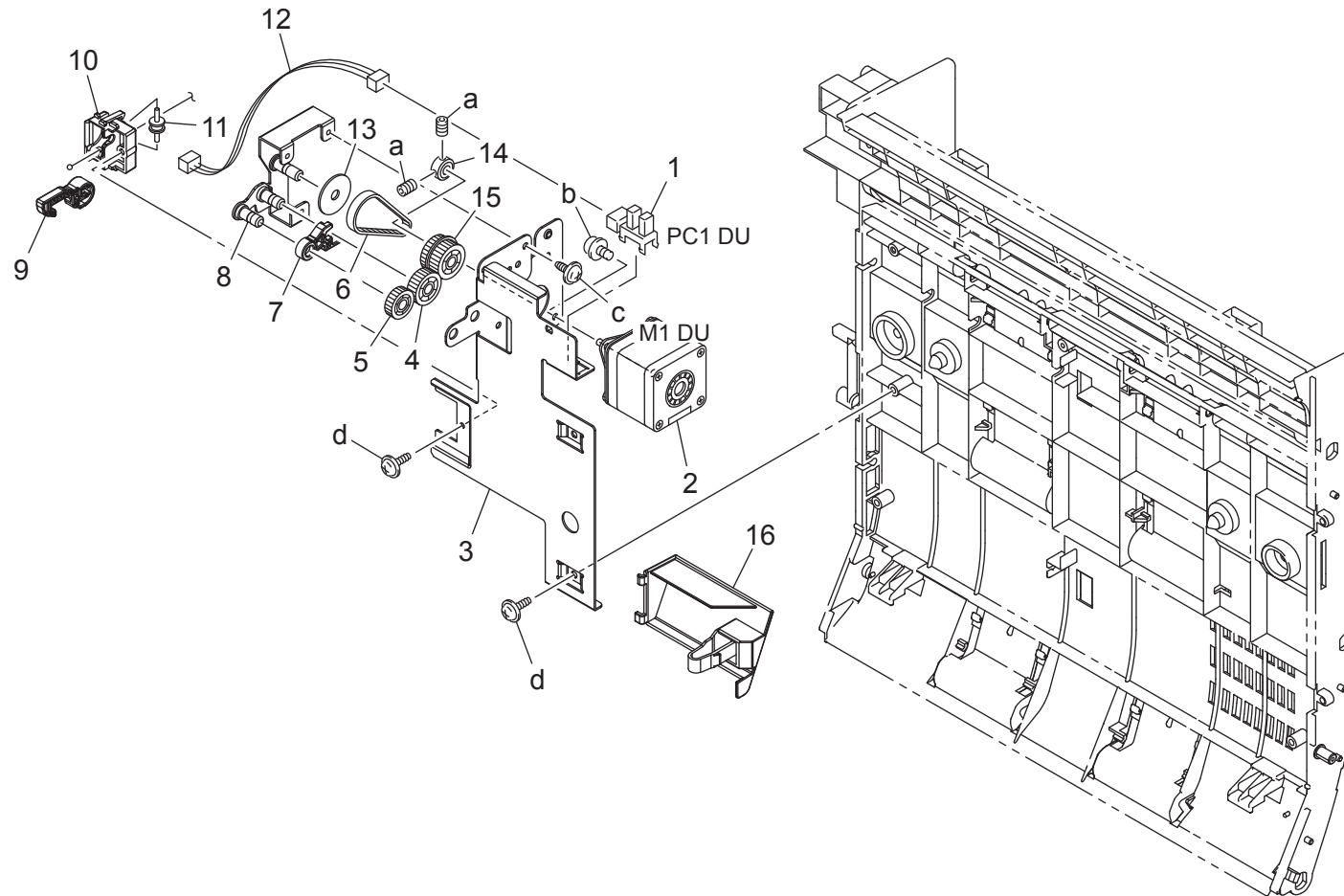
DUPLEX UNIT



bizhub C300/bizhub C352

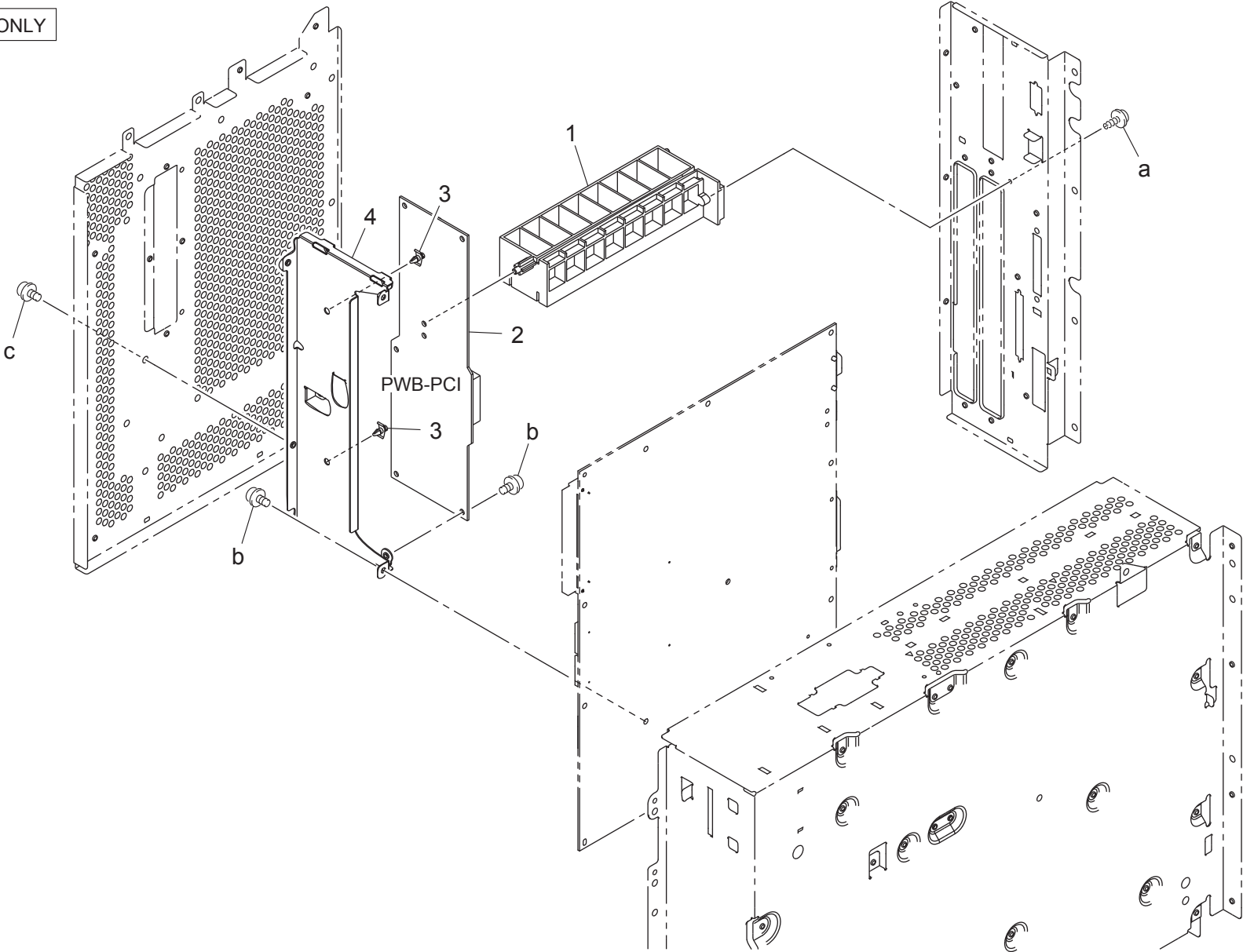
DUPLEX UNIT

bizhub C352: ALL AREAS
bizhub C300: EUROPE, USA, CANADA, BRAZIL,
C.S AMERICA (120V AREAS) ONLY

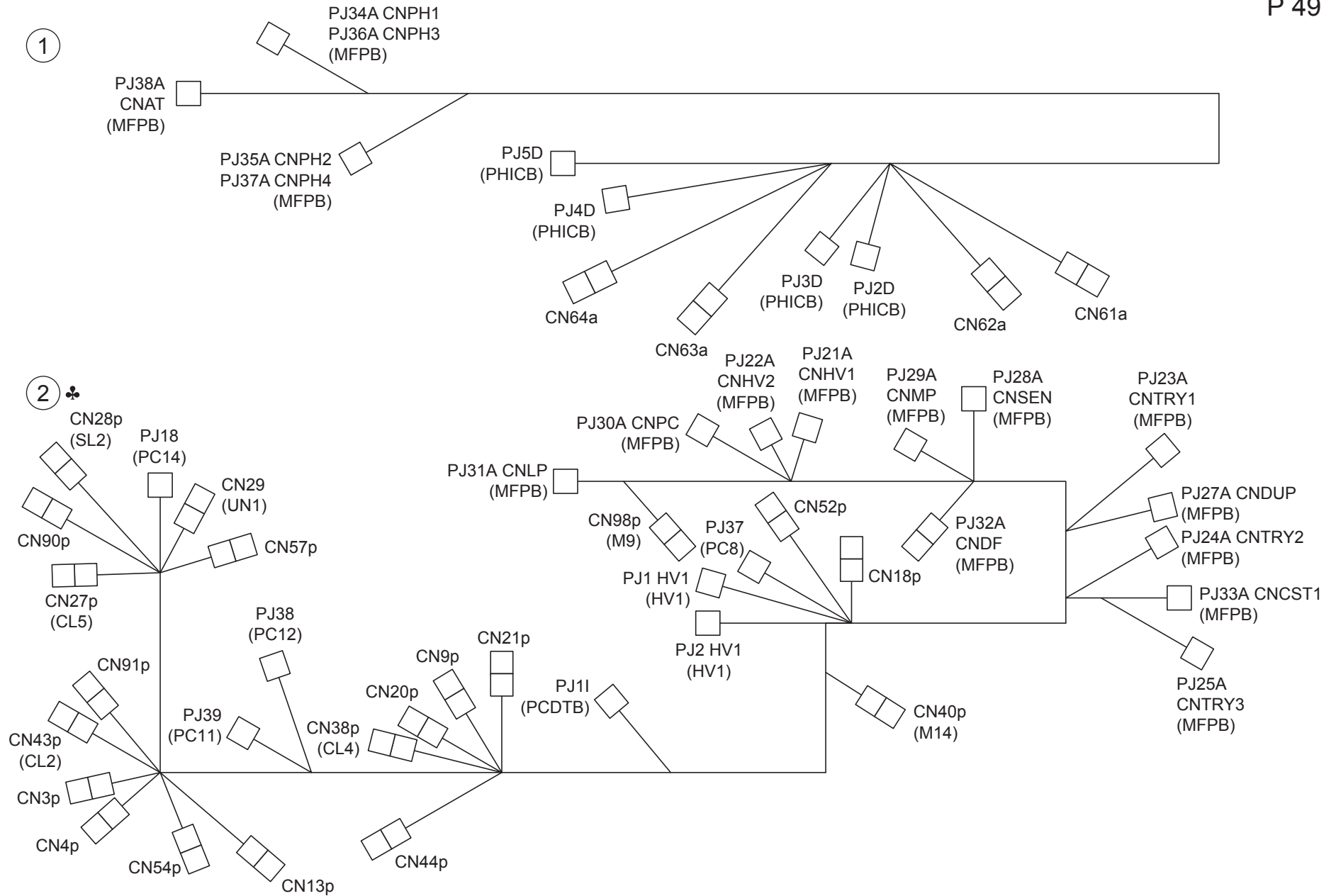


OPTION EQUIPMENT KIT

JAPAN ONLY

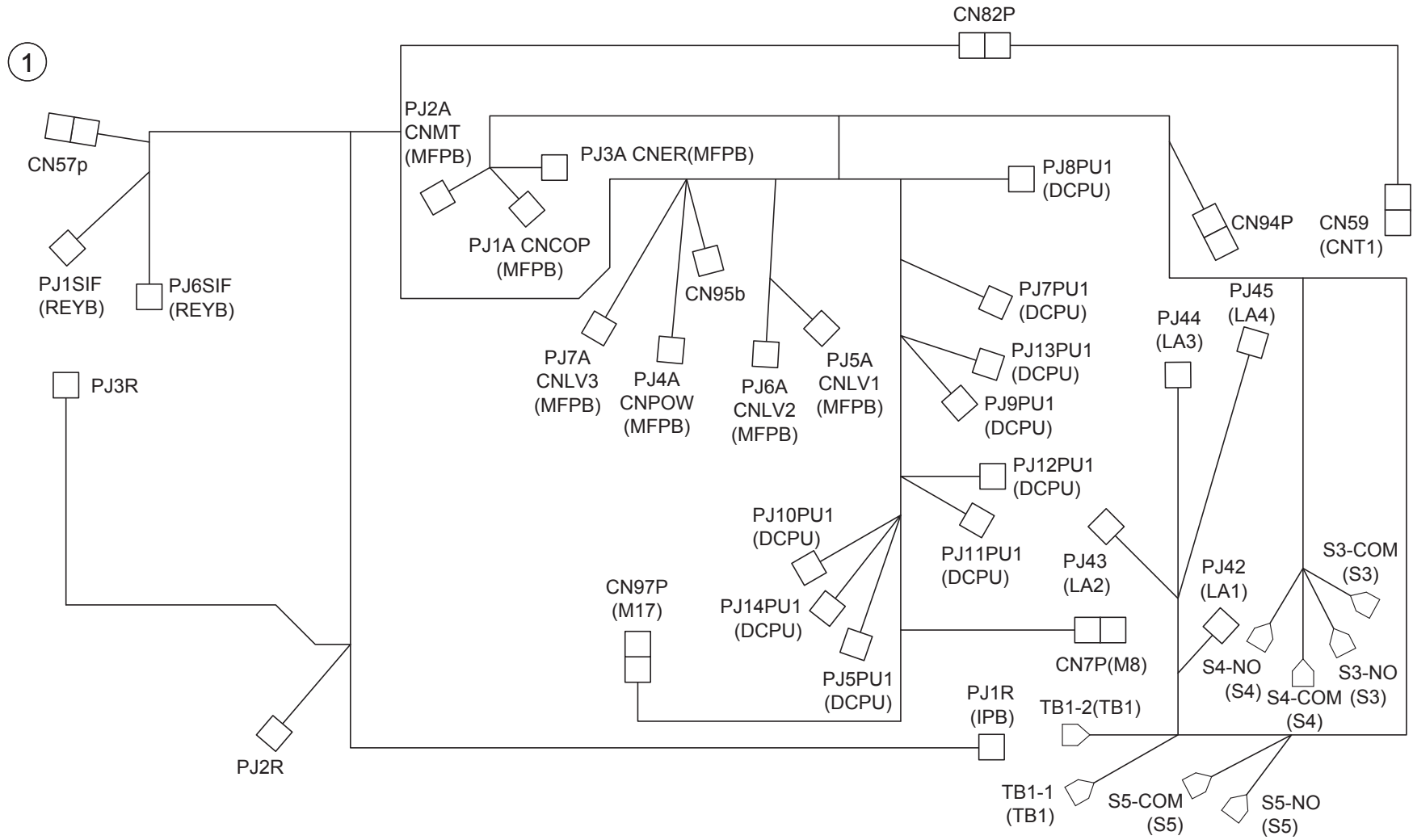


WIRING



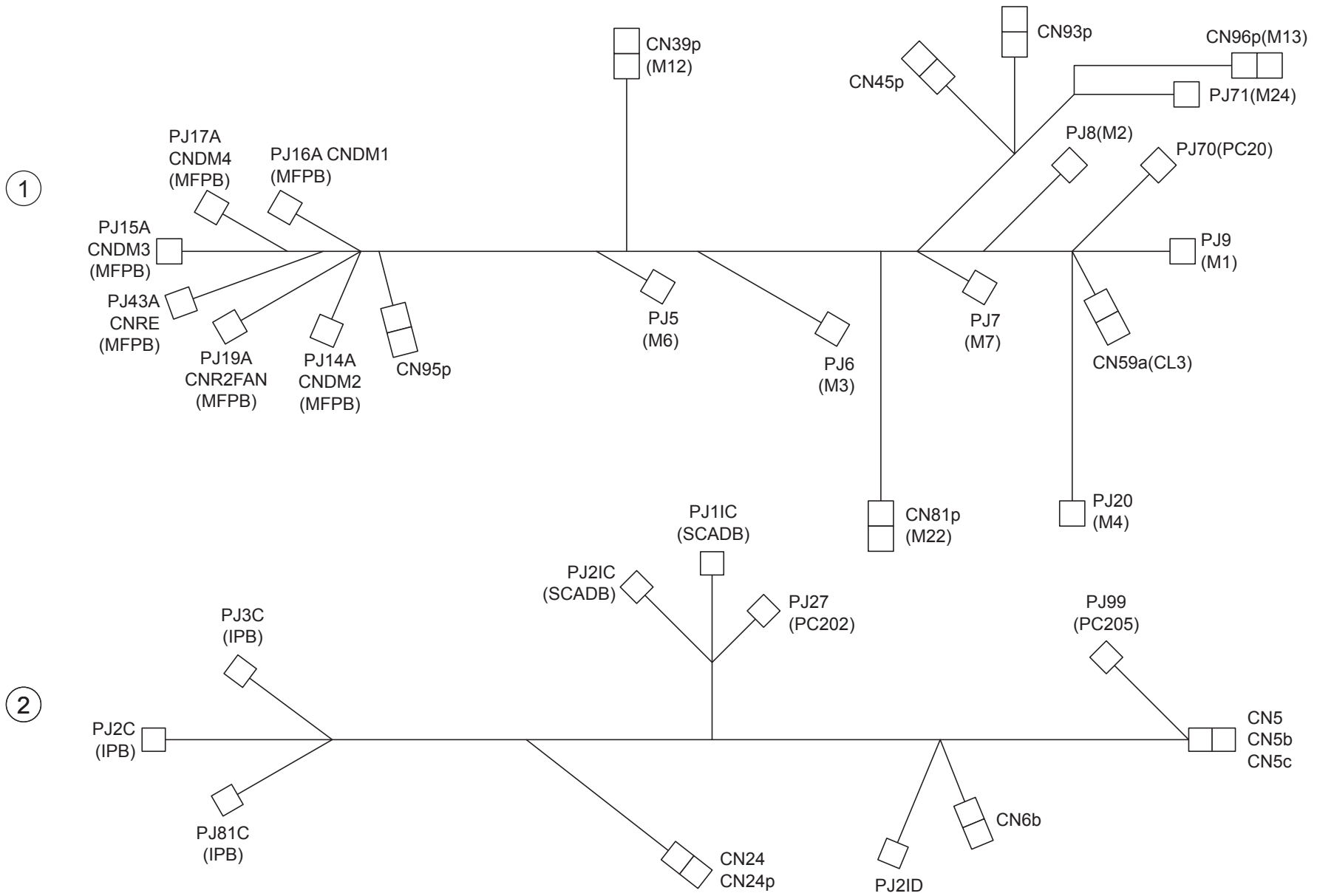
WIRING

Key	Part No.	Description	Destinations	Class	QTY	Standard parts
1	4038 6803 03	WIRE HARNESS ASSY		D	1	
2	9J06 6801 01	WIRE HARNESS ASSY	{bizhub C352}	D	1	
2	9J06 6802 01	WIRE HARNESS ASSY	{bizhub C300}	D	1	



WIRING

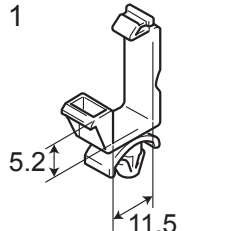
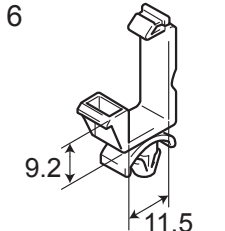
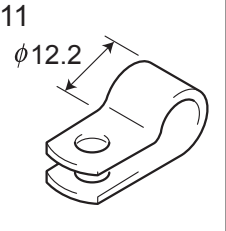
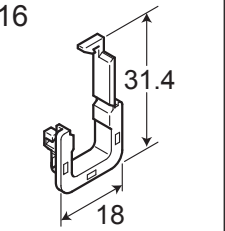
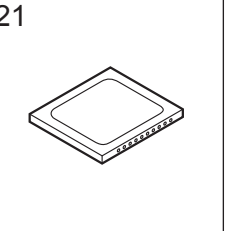
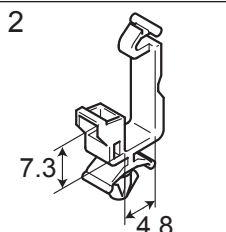
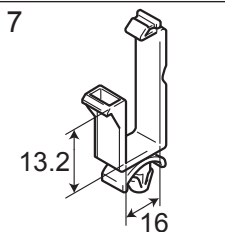

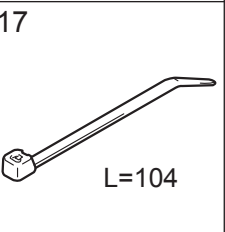
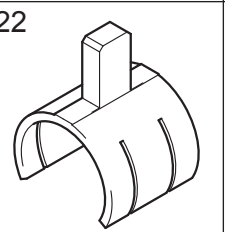
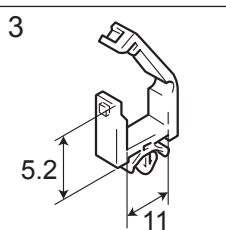
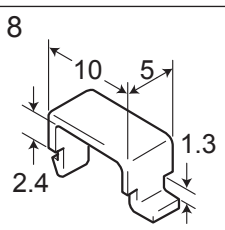
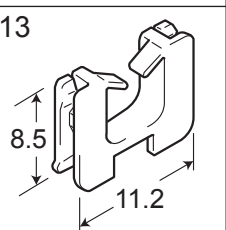
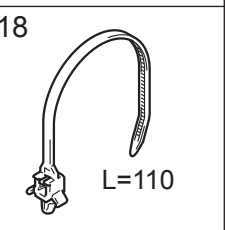
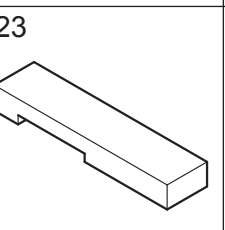
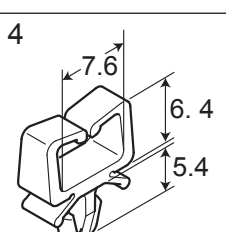
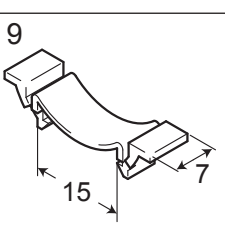
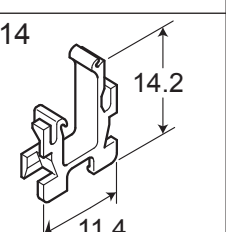
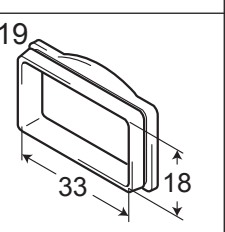
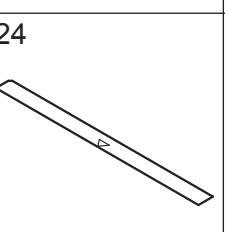
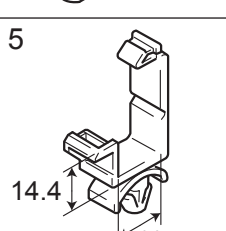
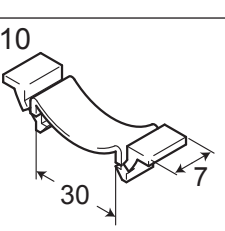
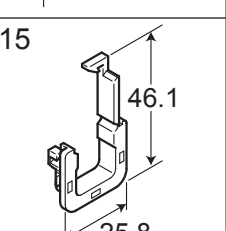
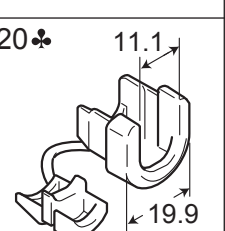
P 51



WIRING

Key	Part No.	Description	Destinations	Class	QTY	Standard parts
1	9J06 6805 04	WIRE HARNESS ASSY		D	1	
2	9J06 6816 01	WIRE HARNESS ASSY		D	1	

WIRING ACCESSORIES AND JIGS

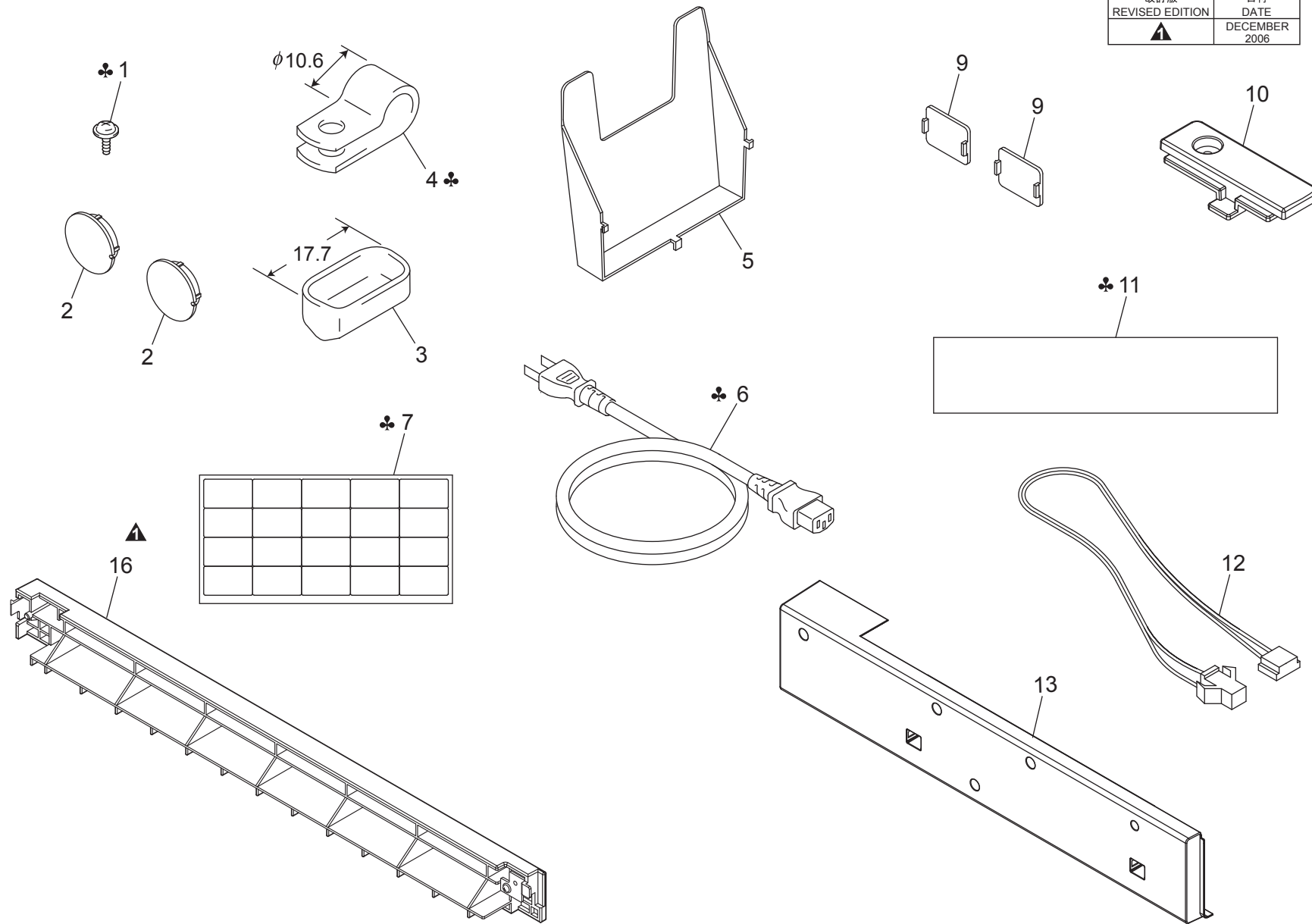
1 	6 	11 	16 	21 	26	31	36
2 	7 	12♣ 	17 	22 	27	32	37
3 	8 	13 	18 	23 	28	33	38
4 	9 	14 	19 	24 	29	34	39
5 	10 	15 	20♣ 	25	30	35	40

Key	Part No.	Description	Destinations	Class	QTY	Standard parts
1	9384 1000 51	WIRING SADDLE		D	34	
2	9384 1100 91	WIRING SADDLE		D	88	
3	9J06 M900 00	WIRE SADDLE		D	6	
4	9384 1310 81	WIRING SADDLE 6.4H		D	3	
5	9384 1921 01	WIRING SADDLE 14.4H		D	9	
6	9384 1921 11	WIRING SADDLE 9.2H		D	4	
7	9384 1921 21	WIRING SADDLE 15.2H		D	11	
8	1065 5872 02	CORD CLAMP		D	11	
9	9384 1100 21	WIRWG SADDLE 16H		D	3	
10	9384 1100 31	RETAINER		D	7	
11	9384 1300 51	CORD CLAMP		D	1	
12	9384 1700 24	P-CLIP	B,G2,H	D	1	
12	9384 1700 24	P-CLIP	F1{bizhub C352}	D	1	
13	9384 2010 21	EDGE COVER 8.5H		D	28	
14	9384 2710 42	EDGE COVER		D	11	
15	9384 2910 21	EDGE COVER		D	9	
16	9384 2910 31	EDGE COVER		D	13	
17	9384 1311 11	CABLE TIE 104L		D	8	
18	9384 1410 51	CABLE TIE 110L		D	1	
19	1038 4006 01	INSULATING MEMBER		D	1	
20	9384 1521 51	CORD BUSHING		D	1	
21	9J06 R903 00	COMPACT FLASH		S	1	
21	9J06 R904 00	COMPACT FLASH		S	1	
21	9J06 R905 00	COMPACT FLASH		S	1	
21	9J06 R914 00	COMPACT FLASH		S	1	
21	9J06 R915 00	COMPACT FLASH		S	1	
21	9J06 R913 00	COMPACT FLASH		S	1	
21	9J06 R909 00	COMPACT FLASH		S	1	
21	9J06 R910 00	COMPACT FLASH		S	1	
21	9J06 R911 00	COMPACT FLASH		S	1	
21	9J06 R916 00	COMPACT FLASH		S	1	
22	4581 7901 02	JIG		S	1	
23	9J06 PJG0 00	JIG		S	1	
24	9J06 PJG1 00	JIG		S	1	

ACCESSORY PARTS

改訂版 REVISED EDITION	日付 DATE
▲	DECEMBER 2006

P 53



MAINTENANCE LIST

● The items with no Page/Key numbers are not handled as spare parts.

No.	Section	PM Parts Description	Maintenance Cycle (K=1,000)		Parts No.	Destinations	Page/Key	Note
			QTY	Replace				
1	Tray 1	Feed Roller	1	200K	4034301201		P37-7	
2		Separation Roller Assy	1	200K	4034015101		P37-10	
3	Bypass	Bypass Feed Roller	1	200K	4131300101		P14-8	
4		Separation Roller Assy	1	200K	4034015101		P13-23	
5	Tray2	Feed Roller	1	300K	4030300501		P38-11	
6		Separation Roller Assy	1	300K	4030015101		P39-10	
7		Pick-up Roller	1	300K	4030300501		P38-11	
8	Conveyance section	2nd Image Transfer Roller Unit	1	120K	-		-	*2
9		Dust Filter/Vertical Conveyance	1	120K	-		-	*2
10	Fusing section	Fusing Unit	1	300K	9J06R70511	100V	P29-1	
10		Fusing Unit	1	300K	9J06R70611	120,127V	P29-1	
10		Fusing Unit	1	300K	9J06R70711	220-240V	P29-1	
10		Fusing Unit	1	300K	9J06R73411	110V	P29-1	
11		Deodorant Filter	1	20K	-		-	*3
12	Processing section	Imaging Unit Y/M/C	1	45K	-		-	
13		Imaging Unit K	1	70K	-		-	
14		Ozone Filter	1	120K	-		-	*2
15		Toner Cartridge Y/M/C	1	12K	-		-	
16		Toner Cartridge K	1	20K	-		-	*3
17		Dust Filter/Cooling Fan	1	25K	-		-	*4
18	Image transfer section	Image Transfer Belt Unit	1	120K	9J06R70400		P23-24	*2
19		Waste Toner Box	1	(25K)	4065611		P28-5	*4,*5

*1: Actual durable cycle is the Life counter value.

*2: Also replace the 2nd Image transfer roller unit, Dust filter/Vertical conveyance and Ozone filter packed in the Image transfer belt unit at the same time when 120 K is reached. (Part No. of the Image transfer belt unit: 9J06 R704 00)

*3: Also replace the Deodorant filter packed in the Toner cartridge K at the same time when 20 K is reached.

*4: Also replace the Dust filter/Cooling fan packed in the Waste toner bottle at the same time when the Waste toner bottle is replaced.

*5: A waste toner full condition is detected with detecting the actual waste toner emissions.

メンテナンスリスト

● ページ / キーナンバーのないものは、アフターサービス部品ではありません。

No.	区分	PM 部品名称	サイクル (K=1,000)		部品番号	仕向地	頁 / キー	備考
			員数	交換				
1	トレイ 1	給紙ローラ	1	200K	4034301201		P37-7	
2		分離ローラ Assy	1	200K	4034015101		P37-10	
3	手差し	給紙ローラ	1	200K	4131300101		P14-8	
4		分離ローラ Assy	1	200K	4034015101		P13-23	
5	トレイ 2	給紙ローラ	1	300K	4030300501		P38-11	
6		分離ローラ Assy	1	300K	4030015101		P39-10	
7		ピックアップローラ	1	300K	4030300501		P38-11	
8	搬送部	2次転写ローラユニット	1	120K	-		-	*2
9		防塵フィルタ / 縦搬送	1	120K	-		-	*2
10	定着部	定着ユニット	1	300K	9J06R70511	100V	P29-1	
10		定着ユニット	1	300K	9J06R70611	120,127V	P29-1	
10		定着ユニット	1	300K	9J06R70711	220-240V	P29-1	
10		定着ユニット	1	300K	9J06R73411	110V	P29-1	
11		消臭フィルタ	1	20K	-		-	*3
12	プロセス部	イメージングユニット / Y / M / C	1	45K	-		-	
13		イメージングユニット / K	1	70K	-		-	
14		オゾンフィルタ	1	120K	-		-	*2
15		トナーカートリッジ / Y / M / C	1	12K	-		-	
16		トナーカートリッジ / K	1	20K	-		-	*3
17		防塵フィルタ / 冷却ファン	1	25K	-		-	*4
18	転写部	転写ベルトユニット	1	120K	9J06R70400		P23-24	*2
19		廃棄トナーボックス	1	(25K)	4065611		P28-5	*4,*5

*1: 実質交換サイクルの数値は、ライフカウンタの値である。

*2: 2次転写ローラユニット、防塵フィルタ / 縦搬送およびオゾンフィルタは、転写ベルトユニットに同梱され、120 K で同時交換する。(転写ベルトユニット 部品番号 : 9J06 R704 00)

*3: 消臭フィルタは、黒のトナーカートリッジに同梱され、20 K で同時交換する。

*4: 防塵フィルタ / 冷却ファンは、廃棄トナーボトルに同梱され、廃棄トナーボトル交換時に同時交換する。

*5: 廃棄トナーフル検知は、実際のトナー廃棄量を検知して行う。

DESTINATION

Destination No.		Destinations		V	Hz	Model No.
A	A1	JAPAN		100	50/60	9J06-011 9J06-021
	A2	JAPAN		200	50/60	
B		USA, CANADA		120	60	9J06-311 9J06-321
C		EUROPEAN TYPE		220-240	50/60	9J06-211 9J06-221
D	D1	S.E ASIA TYPE	THAILAND, SRI LANKA, SINGAPORE, MALAYSIA, HONG KONG, PAKISTAN, INDIA, BANGLADESH, INDONESIA	220-240	50/60	9J06-215 9J06-225
	D3	OCEANIA TYPE	AUSTRALIA, NEW ZEALAND	220-240	50/60	9J06-215 9J06-225
E		PHILIPPINES		220-240	50/60	
F	F1	SAUDI ARABIA		127	60	9J06-314
	F2	SAUDI ARABIA		220-240	50/60	9J06-215 9J06-225
G	G1	C.S AMERICA		220-240	50/60	9J06-215 9J06-225
	G2	C.S AMERICA		120	60	9J06-311 9J06-321
H		TAIWAN		110	60	9J06-312 9J06-322
I		JORDAN, LEBANON, SYRIA, SOUTH AFRICA, IRAQ, IRAN, N.YEMEN, CAMEROON, UAE, BAHRAIN, OMAN, QATAR, KUWAIT, KENYA, TUNISIA, IVORY COAST, MOROCCO		220-240	50/60	9J06-215 9J06-225

Destination No.	Destinations	V	Hz	Model No.
J	CHINA	220-240	50/60	9J06-212 9J06-222
K	KOREA	220-240	50/60	9J06-215 9J06-225