

5 Parts List

Overview

Introduction..... 5-3
 Subsystem Information..... 5-4
 Symbology..... 5-5

Parts Lists

1. Drives

PL 1.1 Main Drive..... 5-9

2. Paper Transportation

PL 2.1 Tray, Feeder 1/2 Assembly..... 5-10
 PL 2.2 Tray 1/2..... 5-11
 PL 2.3 Feeder 1/2 Assembly..... 5-12
 PL 2.4 Registration..... 5-13
 PL 2.5 Vertical Transport Cover..... 5-14
 PL 2.6 Transfer Cover Assembly..... 5-15
 PL 2.7 L/H Upper Chute Assembly..... 5-16
 PL 2.8 L/H Upper Cover Assembly..... 5-17

3. ROS

PL 3.1 ROS..... 5-18

4. Xerographics/Development

PL 4.1 CRU, Toner Cartridge..... 5-19
 PL 4.2 Toner System..... 5-20

5. Fuser

PL 5.1 Fuser Unit..... 5-21

6. Exit

PL 6.1 Exit..... 5-22
 PL 6.2 Exit 1..... 5-23
 PL 6.3 L/H Upper Chute Assembly..... 5-24
 PL 6.4 Tray Guide Assembly..... 5-25
 PL 6.5 L/H Upper Chute Assembly..... 5-26
 PL 6.6 Tray Guide Assembly..... 5-27

7. MPT

PL 7.1 MPT Assembly..... 5-28
 PL 7.2 Lower Frame Assembly..... 5-29
 PL 7.3 MPT Tray Assembly..... 5-30

8. Duplex

PL 8.1 Duplex Unit..... 5-31
 PL 8.2 Inner Chute Assembly..... 5-32

9. Electrical Components

PL 9.1 Electrical..... 5-33
 PL 9.2 ESS..... 5-34

PL 9.3 FAX Unit..... 5-35
 PL 9.4 Wire Harness..... 5-36

10. Covers

PL 10.1 Cover-Front, Left..... 5-37
 PL 10.2 Cover-Rear, Right..... 5-38

11. IIT

PL 11.1 Platen/Cover..... 5-39
 PL 11.2 Control Panel..... 5-40
 PL 11.3 Platen Glass..... 5-41
 PL 11.4 CCD PWB, Sensor..... 5-42
 PL 11.5 Carriage Cable/Motor..... 5-43
 PL 11.6 Full/Half Rate Carriage..... 5-44

12. Tray Module - 2T

PL 12.1 Tray, Feeder Assembly-2Tray..... 5-45
 PL 12.2 Tray 3/4 Assembly-2Tray..... 5-46
 PL 12.3 Tray 3/4 Feeder-2Tray..... 5-47
 PL 12.4 Left Cover-2Tray..... 5-48
 PL 12.5 Takeaway Roll-2Tray..... 5-49
 PL 12.6 Electrical-2Tray..... 5-50
 PL 12.7 Cover-2Tray..... 5-51

13. Tray Module - TT

PL 13.1 Tray 3/4 Assembly-Tandem Tray..... 5-52
 PL 13.2 Tray 3 Assembly-Tandem Tray..... 5-53
 PL 13.3 Tray 4 Assembly-Tandem Tray..... 5-54
 PL 13.4 Paper Feed (1/2)-Tandem Tray..... 5-55
 PL 13.5 Paper Feed (2/2)-Tandem Tray..... 5-56
 PL 13.6 Tray 3/4 Feeder-Tandem Tray..... 5-57
 PL 13.7 Left Cover Assembly-Tandem Tray..... 5-58
 PL 13.8 Electrical-Tandem Tray..... 5-59
 PL 13.9 Cover-Tandem Tray..... 5-60

14. Mobile Stand

PL 14.1 Mobile Stand..... 5-61

15. DADF

PL 15.1 DADF Accessory..... 5-62
 PL 15.2 DADF Component, Cover..... 5-63
 PL 15.3 DADF Base Cover Component..... 5-64
 PL 15.4 DADF Feeder Component..... 5-65
 PL 15.5 Top Cover Component..... 5-66
 PL 15.6 Takeaway Pinch Roll, Nudger Motor, Nudger/Feed Roll..... 5-67
 PL 15.7 DADF Feeder-Chute..... 5-68
 PL 15.8 DADF Feeder-Roll..... 5-69
 PL 15.9 Motor Unit..... 5-70
 PL 15.10 DADF Document Tray..... 5-71

16. Finisher

PL 16.1 Finisher Unit.....	5-72
PL 16.2 H-Transport Assembly (1/2).....	5-73
PL 16.3 H-Transport Assembly (2/2).....	5-74
PL 16.4 Cover	5-75
PL 16.5 Top Open Cover and Eject Roll	5-76
PL 16.6 Paper Transport (1/2)	5-77
PL 16.7 Paper Transport (2/2)	5-78
PL 16.8 Staple Unit	5-79
PL 16.9 Compiler Tray Assembly.....	5-80
PL 16.10 Elevator.....	5-81
PL 16.11 Exit.....	5-82
PL 16.12 Electrical	5-83
PL 16.13 LVPS.....	5-84
PL 16.14 Rack.....	5-85

Common Hardware

Common Hardware	5-86
Part Number Index	5-87

Introduction

Overview

The Parts List section identifies all part numbers and the corresponding location of all spared subsystem components.

Organization

Parts Lists

Each item number in the part number listing corresponds to an item number in the related illustration. All the parts in a given subsystem of the machine will be located in the same illustration or in a series of associated illustrations.

Electrical Connectors and Fasteners

This section contains the illustrations and descriptions of the plugs, jacks, and fasteners used in the machine. A part number listing of the connectors is included.

Common Hardware

The common hardware is listed in alphabetical order by the letter or letters used to identify each item in the part number listing and in the illustrations. Dimensions are in millimeters unless otherwise identified.

Part Number Index

This index lists all the spared parts in the machine in numerical order. Each number is followed by a reference to the parts list on which the part may be found.

Other Information

Abbreviations

Abbreviations are used in the parts lists and the exploded view illustrations to provide information in a limited amount of space. The following abbreviations are used in this manual:

Table 1 Abbreviations

Abbreviation	Meaning
A3	297 x 594 Millimeters
A4	210 x 297 Millimeters
A5	148 x 210 Millimeters
AD	Auto Duplex
AWG	American Wire Gauge
APS	Auto Paper Selection
CCD	Charge Coupled Device
DADF	Dual Automatic Document Feeder
EMI	Electro Magnetic Induction
GB	Giga Byte
HUM	Humidity
KB	Kilo Byte
LED	Light Emitting Diode
L/H	Left Hand

Table 1 Abbreviations

Abbreviation	Meaning
MB	Mega Byte
MM	Millimeters
MOD	Magneto Optical Drive
MPT	Multi Purpose Tray
NOHAD	Noise Ozone Heat Air Dirt
OCT	Off Set Catch Tray
PL	Parts List
P/O	Part of
R/E	Reduction/Enlargement
ROS	Raster Output Scanner
TEMP	Temperature
UI	User Interface
XERO	Xerographics

Table 2 Operating Companies

Abbreviation	Meaning
AO	Americas Operations
ARZ	Republica Argentina
EU	Europe
NASG - US	North American Solutions Group - US
NASG - Canada	North American Solutions Group - Canada
XC	Xerox Corporation (North America)
XE	Xerox Europe

Symbology

Symbology used in the Parts List section is identified in the Symbology section.

Service Procedure Referencing

If a part or assembly has an associated repair or adjustment procedure, the procedure number will be listed at the end of the part description in the parts lists e.g. (REP 5.1.1 , ADJ 9.1.1)

Subsystem Information

Use of the Term “Assembly”

The term “assembly” will be used for items in the part number listing that include other itemized parts in the part number listing. When the word “assembly” is found in the part number listing, there will be a corresponding item number on the illustrations followed by a bracket and a listing of the contents of the assembly.

Brackets

A bracket is used when an assembly or kit is spared, but is not shown in the illustration. The item number of the assembly or kit precedes the bracket; the item numbers of the piece parts follow the bracket.

Tag

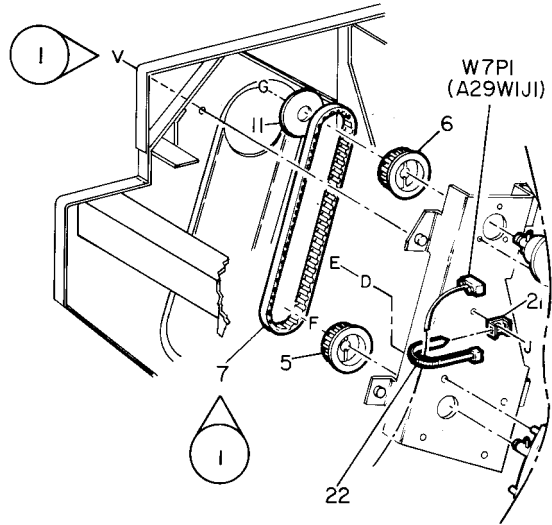
The notation “W/Tag” in the parts description indicates that the part configuration has been updated. Check the change Tag index in the General Information section of the Service Data for the name and purpose of the modification.

In some cases, a part or assembly may be spared in two versions: with the Tag and without the Tag. In those cases, use whichever part is appropriate for the configuration of the machine on which the part is to be installed. If the machine does not have a particular Tag and the only replacement part available is listed as “W/Tag”, install the Tag kit or all of the piece parts. The Change Tag Index tells you which kit or piece parts you need.

Whenever you install a Tag kit or all the piece parts that make up a Tag, mark the appropriate number on the Tag matrix.

Symbology

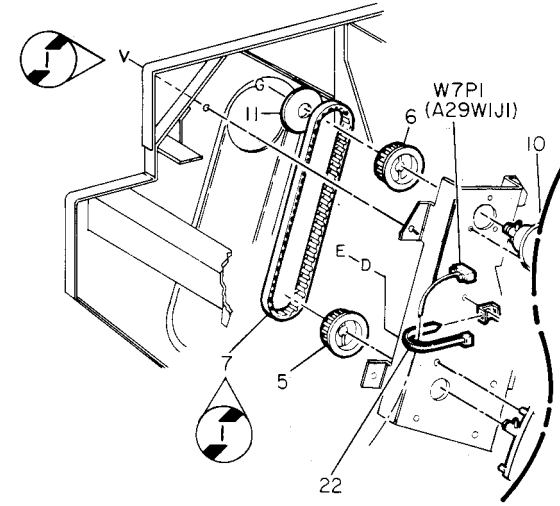
A Tag number within a circle pointing to an item number shows that the part has been changed by the tag number within the circle (Figure 1). Information on the modification is in the Change Tag Index.



O	Z004	A
850	PL	M I

Figure 1 With Tag Symbol.(0z004a)

A Tag number within a circle having a shaded bar and pointing to an item number shows that the configuration of the part shown is the configuration before the part was changed by the Tag number within the circle (Figure 2).



O	Z005	A
850	PL	M I

Figure 2 Without Tag Symbol.(0z005a)

A tag number within a circle with no apex shows that the entire drawing has been changed by the tag number within the circle (Figure 3). Information on the modification is in the Change Tag Index.

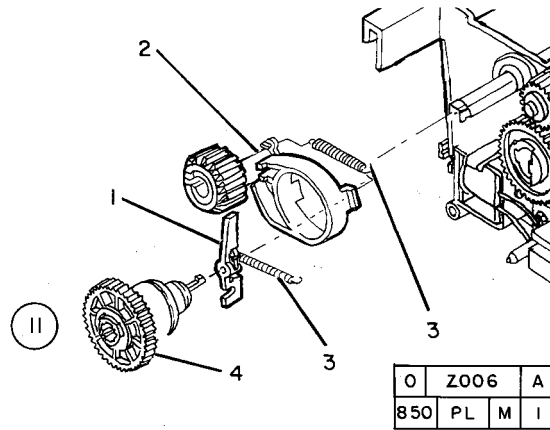


Figure 3 Entire Drawing With Tag Symbol.(0z006a)

A tag number within a circle with no apex and having a shaded bar shows that the entire drawing was the configuration before being changed by the tag number within the circle (Figure 4).

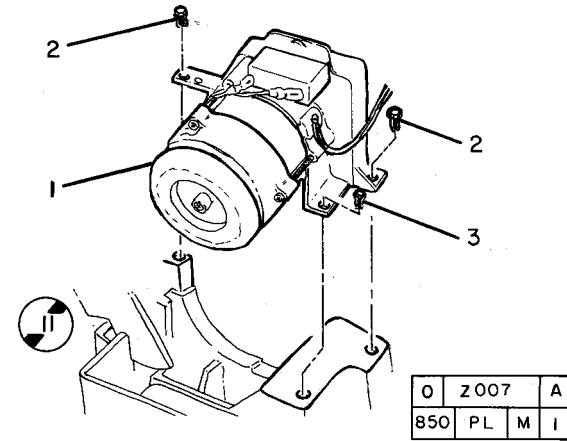


Figure 4 Entire Drawing Without Tag Symbol.(0z007a)

Below square colored black with number informs you that adjustment procedure for the parts is described in Section 4 Repairs and Adjustments. (Figure 5)

Below square with number informs you that repair procedure for the parts is described in Section 4 Repairs and Adjustments. (Figure 6)

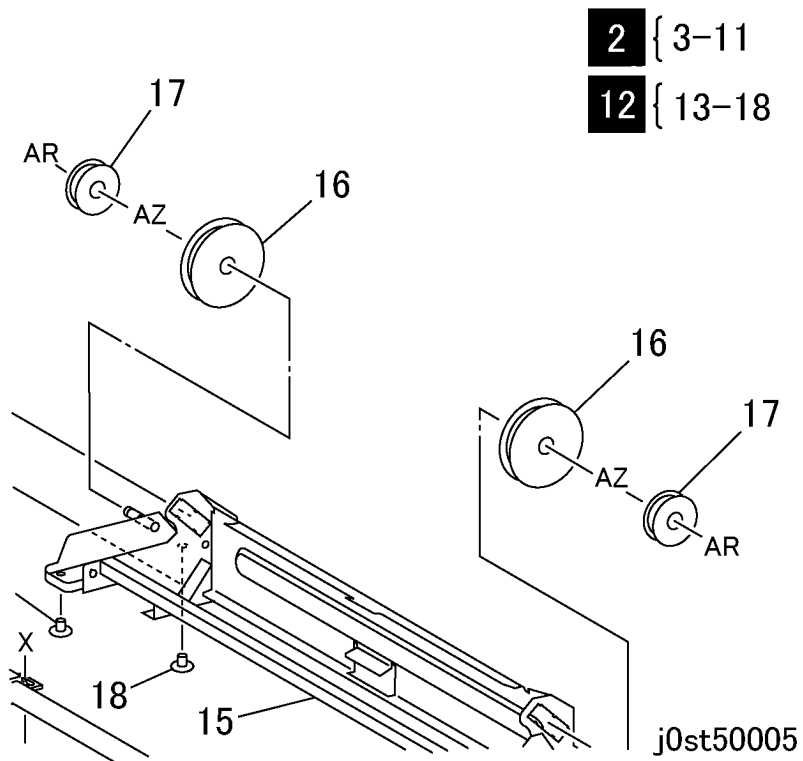


Figure 5 Adjustments procedure with item number.(j0st50005)

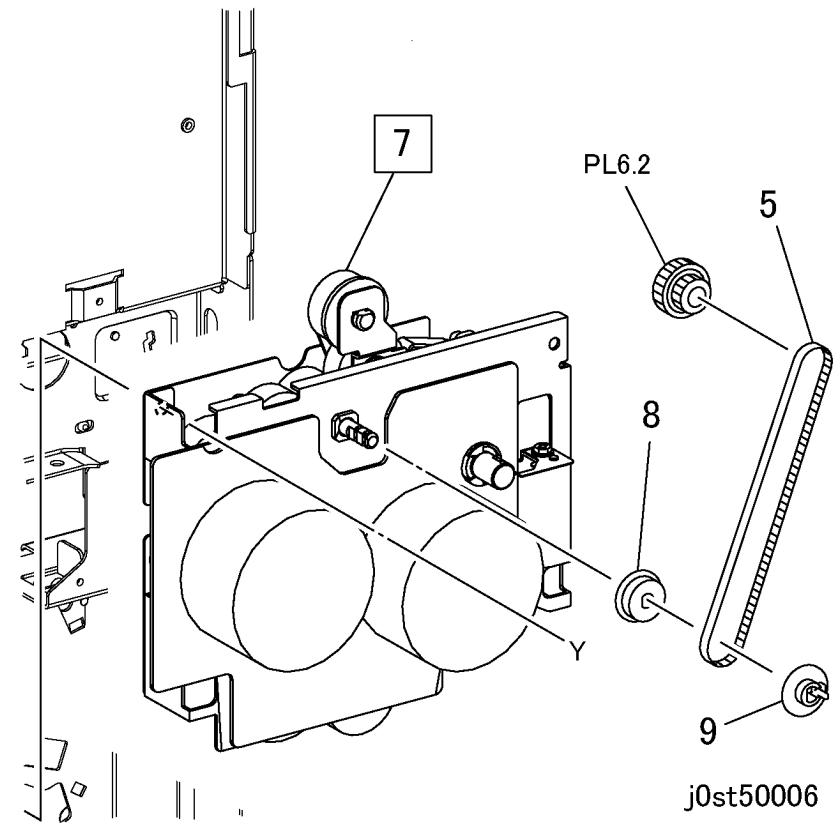


Figure 6 Repair procedure with item number.(j0st50006)

Below double square colored black with number informs you that repair/adjustment procedure for the parts is described in Section 4 Repairs and Adjustments. (Figure 7)

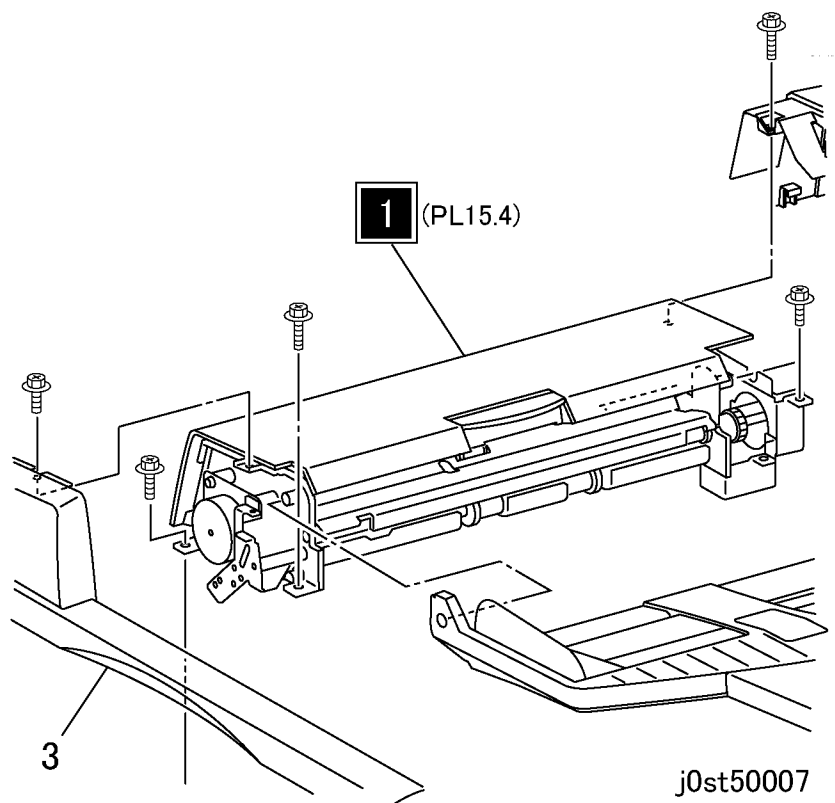
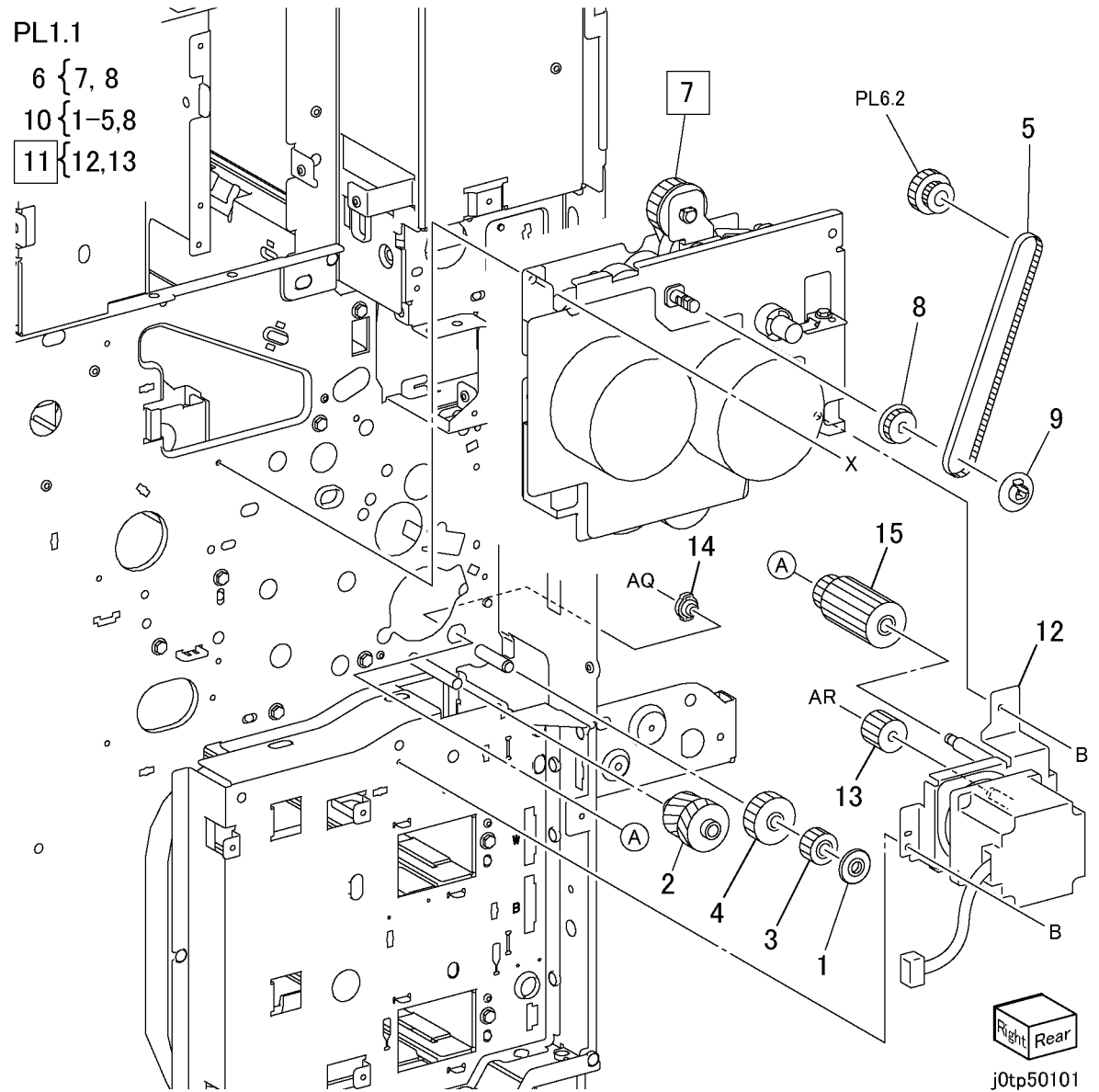


Figure 7 Repair and Adjustments procedure with item number.(j0st50007)

PL 1.1 Main Drive

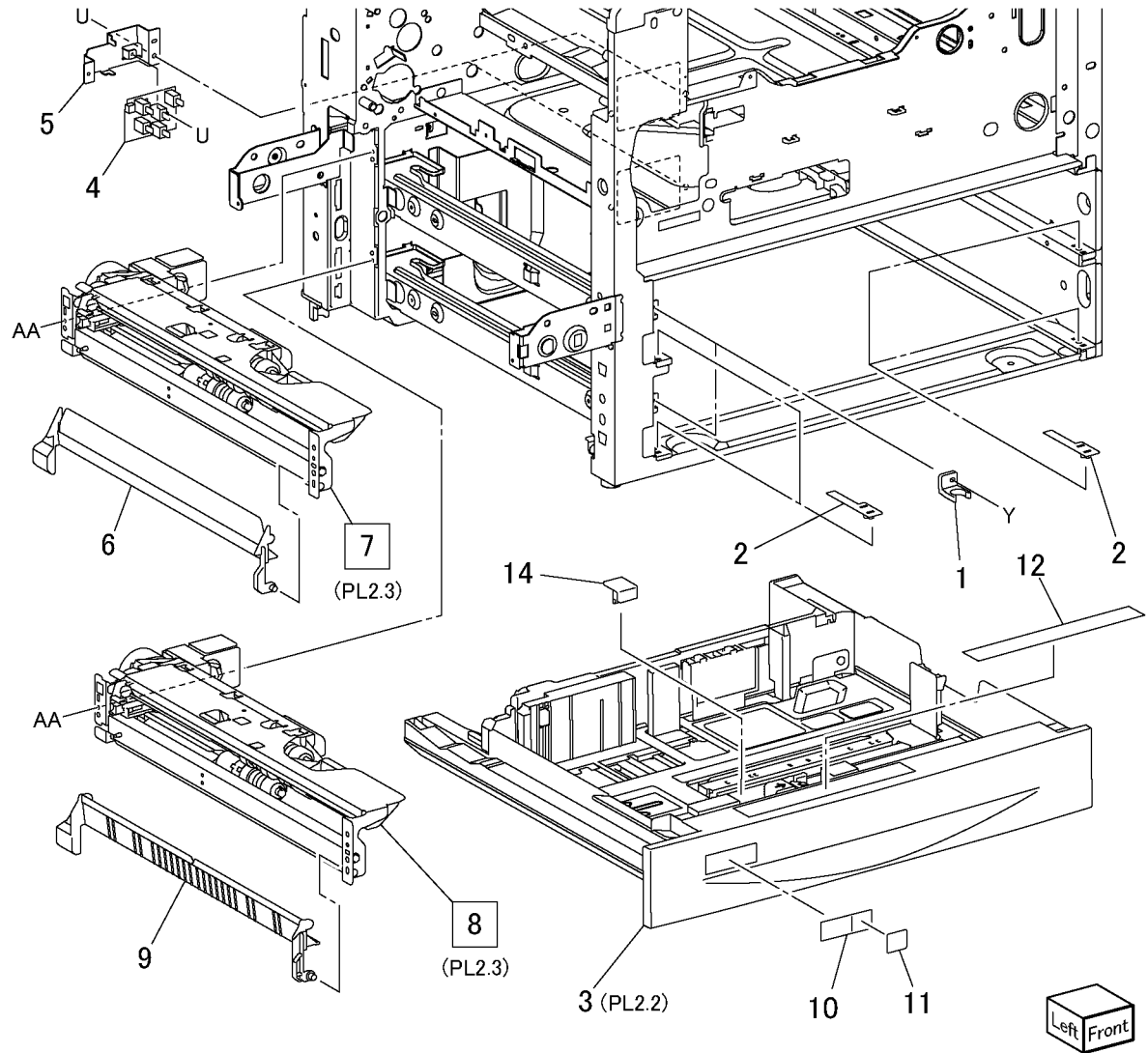
Item	Part	Description
1	-	Collar (23/28CPM Model)(P/O PL 1.1 Item 10)
2	-	Gear (23/28CPM Model)(21/21T) (P/O PL 1.1 Item 10)
3	-	Gear (18T) (P/O PL 1.1 Item 10)
4	-	Gear (28T) (P/O PL 1.1 Item 10)
5	-	Belt (P/O PL 1.1 Item 10)
6	007K88583	Main Drive Unit
7	-	Main Drive Assembly (REP 1.1.1) (P/O PL 1.1 Item 6)
8	-	Pulley (P/O PL 1.1 Item 6, PL 1.1 Item 10)
9	005E17860	Flange
10	604K20500	Drive Gear Kit
11	127K45361	Takeaway Motor Assembly (33CPM Model)(REP 1.1.2)
12	-	Takeaway Motor (P/O PL 1.1 Item 11)
13	-	Gear (19T)(P/O PL 1.1 Item 11)
14	013E26090	Bearing(33CPM Model)
15	807E08690	Gear (29T/19T)(33CPM Model)



PL 2.1 Tray, Feeder 1/2 Assembly

Item	Part	Description
1	003E58700	Stopper
2	014E44710	Spacer
3	050K49840	Tray Assembly (PL 2.2)
4	110K11680	Tray 1 Paper Size Switch
-	110K11680	Tray 2 Paper Size Switch
5	-	Bracket (Not Spared)
6	054K24090	Feed Out Chute
7	059K26953	Feeder 1 Assembly (23/28CPM Model)(PL 2.3) (REP 2.1.1)
-	059K42520	Feeder1 Assembly(33CPM Model)(PL 2.3)(REP 2.1.1)
8	059K26953	Feeder 2 Assembly(23/28CPM Model) (PL 2.3) (REP 2.1.2)
-	059K42520	Feeder2 Assembly(33CPM Model)(PL 2.3)(REP 2.1.2)
9	054K27050	Feed Out Chute
10	-	Label Tray No1 (P/O PL 2.1 Item 13)
-	-	Label Tray No2 (P/O PL 2.1 Item 13)
11	-	Label Size (Not Spared)
12	-	Label (Instruction) (P/O PL 2.1 Item 13)
13	604K20550	Tray Label Kit
14	-	Slide Look (Not Spared)

PL2.1
13 { 10,12,PL2.2 Item4



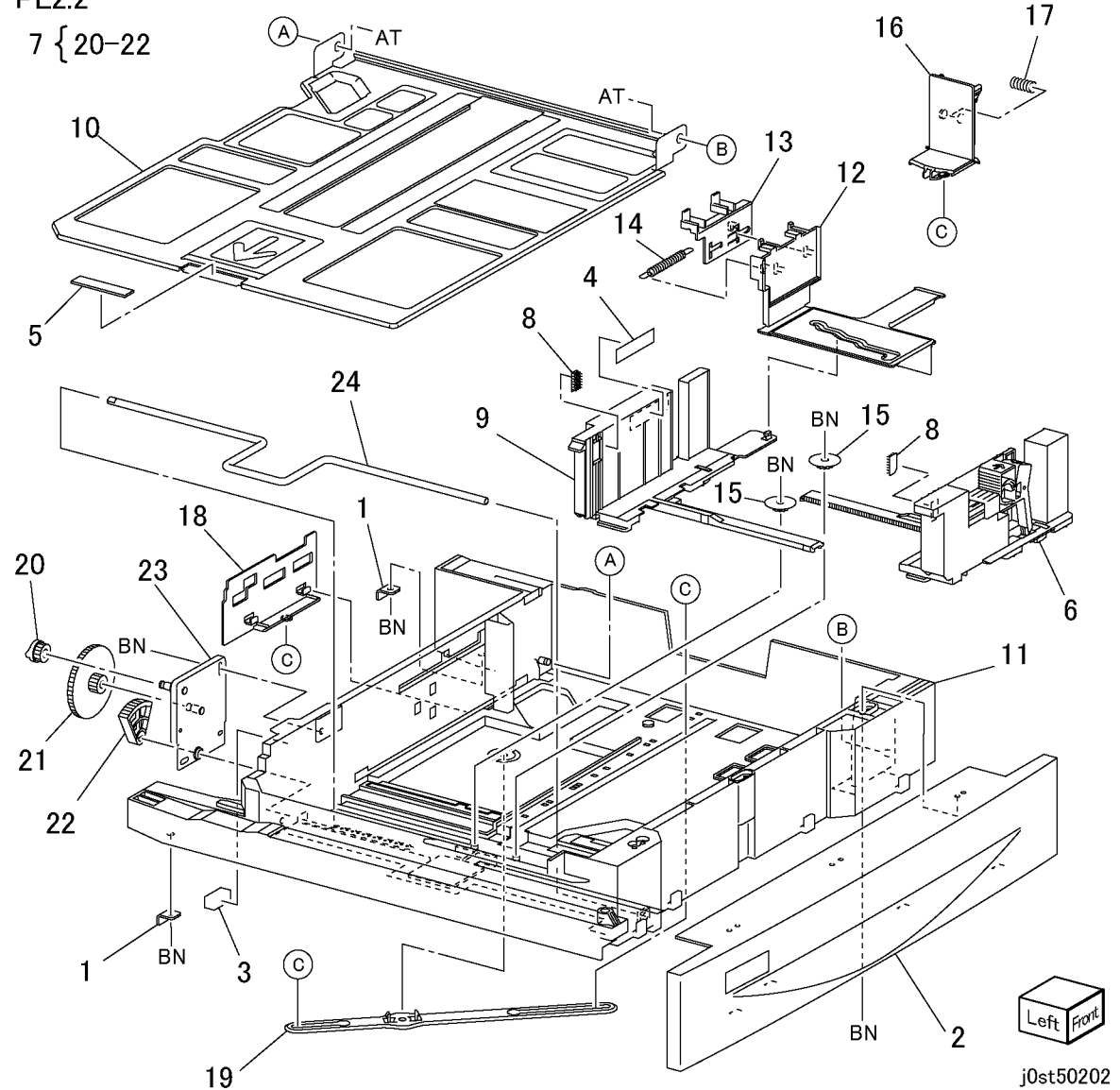
j0st50201

PL 2.2 Tray 1/2

Item	Part	Description
1	-	Stopper (P/O PL 2.1 Item 3)
2	-	Tray Cover (P/O PL 2.1 Item 3)
3	-	Seal (P/O PL 2.1 Item 3)
4	-	Label (Max) (P/O PL 2.1 Item 13)
5	-	Bottom Pad (P/O PL 2.1 Item 3)
6	-	Front Side Guide (P/O PL 2.1 Item 3)
7	604K20540	Tray Gear Kit
8	-	Tray Pad (P/O PL 2.1 Item 3)
9	-	Rear Side Guide (P/O PL 2.1 Item 3)
10	-	Bottom Plate (P/O PL 2.1 Item 3)
11	-	Tray (P/O PL 2.1 Item 3)
12	-	Side Guide Actuator (P/O PL 2.1 Item 3)
13	-	Guide Actuator (P/O PL 2.1 Item 3)
14	-	Spring (P/O PL 2.1 Item 3)
15	-	Pinion Gear (P/O PL 2.1 Item 3)
16	-	End Guide (P/O PL 2.1 Item 3)
17	-	Spring (P/O PL 2.1 Item 3)
18	-	End Guide Actuator (P/O PL 2.1 Item 3)
19	-	Link (P/O PL 2.1 Item 3)
20	-	Coupling Gear (13T) (P/O PL 2.2 Item 7)
21	-	Gear (13T/60T) (P/O PL 2.2 Item 7)
22	-	Sector Gear (60T) (P/O PL 2.2 Item 7)
23	-	Bracket (P/O PL 2.1 Item 3)
24	-	Lift Up Shaft (P/O PL 2.1 Item 3)

PL2.2

7 { 20-22



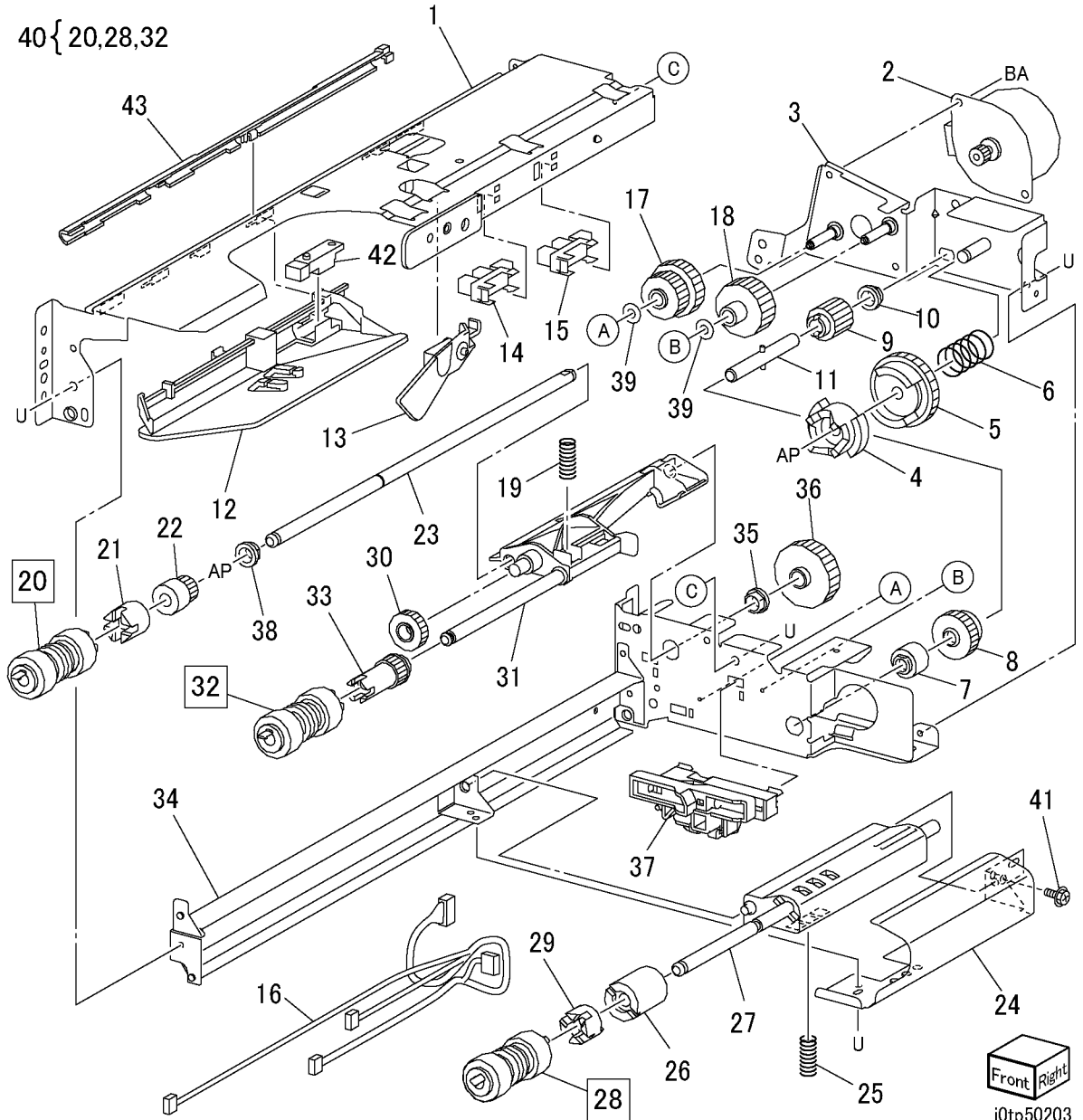
j0st50202

PL 2.3 Feeder 1/2 Assembly

Item	Part	Description
1	-	Upper Frame (P/O PL 2.1 Item 7)
2	127 38170	Tray 1/2 Feed/Lift Up Motor
3	-	Bracket (P/O PL 2.1 Item 7)
4	-	Spacer (P/O PL 2.1 Item 7)
5	-	Gear (31T) (P/O PL 2.1 Item 7)
6	-	Spring (P/O PL 2.1 Item 7)
7	-	Oneway Clutch (P/O PL 2.1 Item 7)
8	-	Oneway Gear (P/O PL 2.1 Item 7)
9	-	Gear (13T) (P/O PL 2.1 Item 7)
10	-	Bearing (P/O PL 2.1 Item 7)
11	-	Shaft (P/O PL 2.1 Item 7)
12	-	Front Chute (P/O PL 2.1 Item 7)
13	120E22481	Actuator
14	930W00113	Tray 1/2 Level Sensor
15	930W00113	Tray 1/2 No Paper Sensor
16	962K19691	Wire Harness (23/28CPM Model)
-	962K18912	Wire Harness (33CPM Model)
17	-	Gear (28T/21T) (P/O PL 2.1 Item 7)
18	-	Gear (29T) (P/O PL 2.1 Item 7)
19	-	Spring (P/O PL 2.1 Item 7)
20	-	Feed Roll (REP 2.3.1) (P/O PL 2.3 Item 40)
21	005K05890	Oneway Clutch
22	005K06760	Oneway Gear (22T)
23	-	Shaft (P/O PL 2.1 Item 7)
24	-	Chute (P/O PL 2.1 Item 7)
25	-	Spring (P/O PL 2.1 Item 7)
26	005K07010	Friction Clutch
27	-	Support Assembly (P/O PL 2.1 Item 7)
28	-	Retard Roll (REP 2.3.1) (P/O PL 2.3 Item 40)
29	-	Spacer (P/O PL 2.1 Item 7)
30	-	Gear (33T) (P/O PL 2.1 Item 7)
31	-	Support Assembly (P/O PL 2.1 Item 7)
32	-	Nudger Roll (REP 2.3.1) (P/O PL 2.3 Item 40)
33	-	Gear (25T) (P/O PL 2.1 Item 7)
34	-	Lower Frame (P/O PL 2.1 Item 7)
35	-	Bearing (P/O PL 2.1 Item 7)
36	-	Gear (34T) (P/O PL 2.1 Item 7)
37	-	Lever (P/O PL 2.1 Item 7)
38	-	Bearing (P/O PL 2.1 Item 7)
39	-	Washer (P/O PL 2.1 Item 7)
40	604K20530	Tray Feed Roller Kit
41	-	Screw (P/O PL 2.1 Item 7)
42	930W00211	Tray1/2 Pre Feed Sensor (33CPM Model)
43	-	Harness Holder(CTR)(23/28CPM Model) (P/O PL 2.1 Item 7)
-	113E37571	Harness Holder(CTR)(33CPM Model)

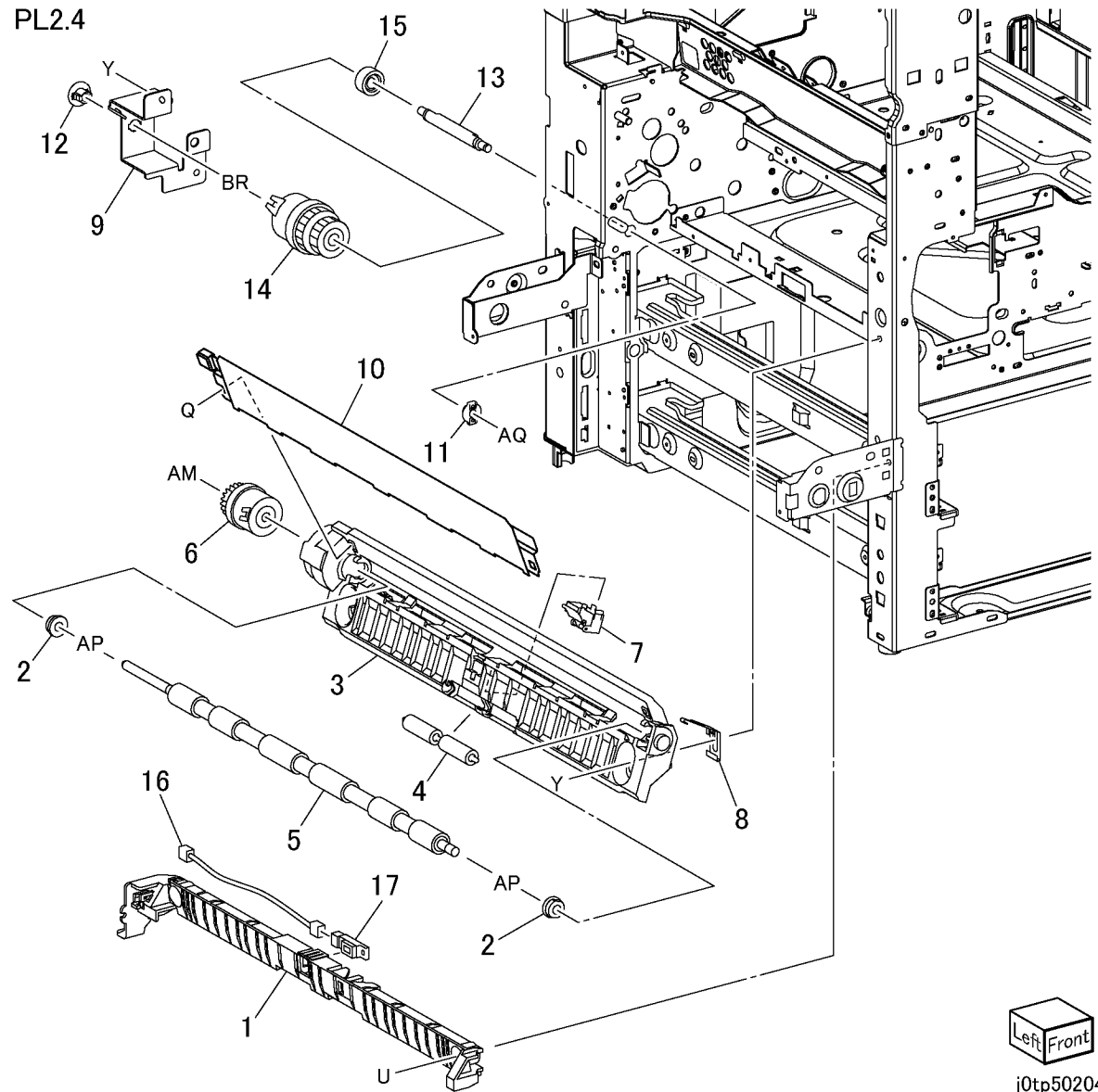
PL2.3

40 { 20,28,32



PL 2.4 Registration

Item	Part	Description
1	054E23910	Chute
2	013E26760	Bearing
3	054E23940	Registration Chute
4	059E98590	Idler Roll
5	059K31021	Registration Roll
6	121K32660	Registration Clutch
7	130K64270	Registration Sensor
8	-	Earth Plate (Not Spared)
9	-	Bracket (23/28CPM Model)(Not Spared)
10	054K23940	Chute Assembly
11	013E26060	Bearing (23/28CPM Model)
12	013E26090	Bearing (23/28CPM Model)
13	-	Shaft (23/28CPM Model)(Not Spared)
14	121K31640	Takeaway Roll Clutch (23/28CPM Model)(Alternate)
-	121K32730	Takeaway Roll Clutch (23/28CPM Model)(Alternate)
15	007E79320	Gear (19T) (23/28CPM Model)
16	162K56100	Wire Harness (33CPM Model)
17	930W00211	Tray2 Feed Out Sensor (33CPM Model)



Left Front

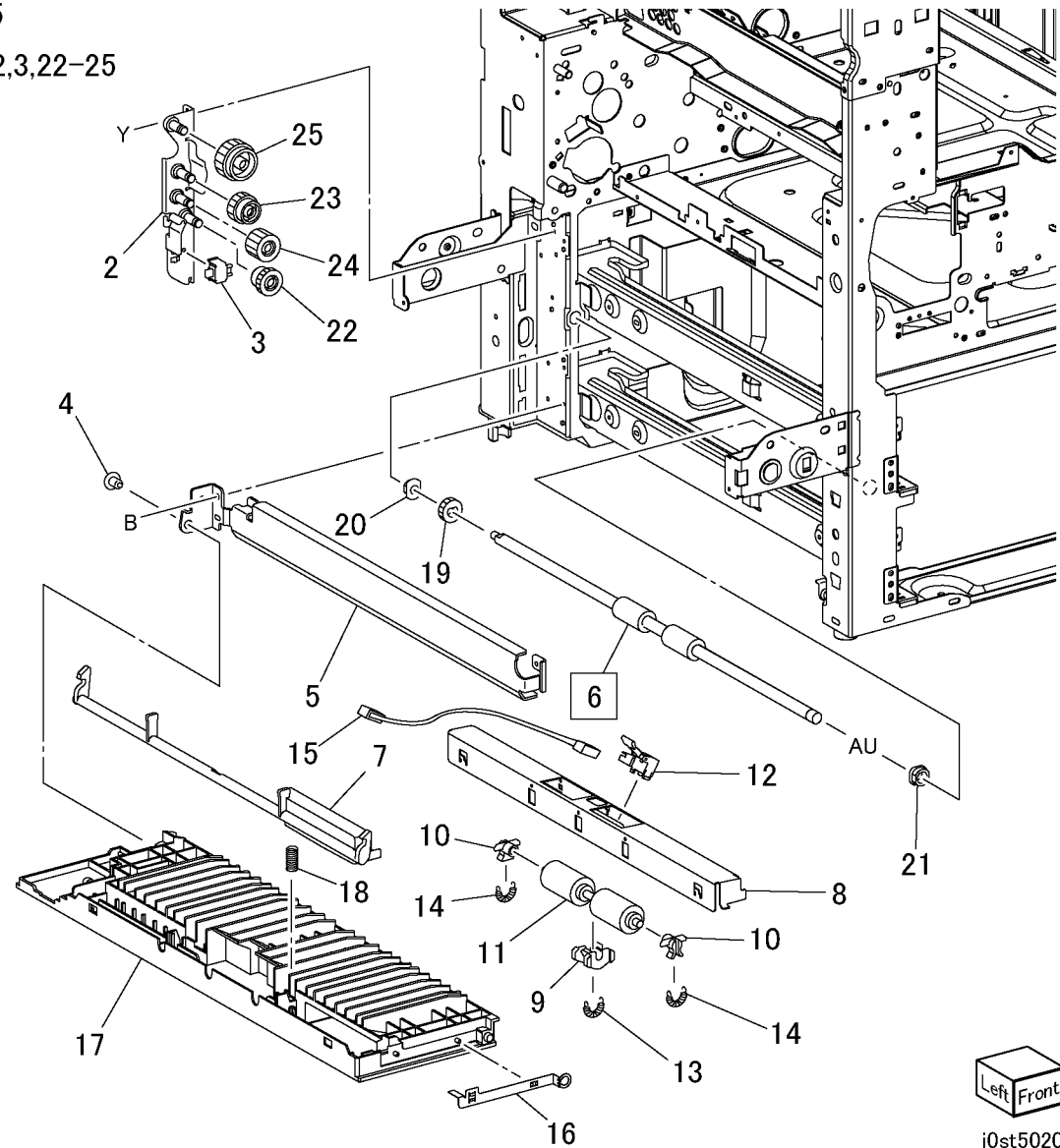
j0tp50204

PL 2.5 Vertical Transport Cover

Item	Part	Description
1	015K61010	Gear Assembly
2	-	Bracket Assembly (P/O PL 2.5 Item 1)
3	-	L/H Lower Cover Interlock Switch (P/O PL 2.5 Item 1)
4	-	Rivet (Not Spared)
5	-	Lower Chute (Not Spared)
6	059K26840	Takeaway Roll (REP 2.5.1)
7	-	Handle (Not Spared)
8	-	Bracket (Not Spared)
9	-	Bearing (Not Spared)
10	-	Bearing (Not Spared)
11	059E98370	Pinch Roller
12	130K64261	Tray2 Feed Out Sensor (23/28CPM Model)
13	-	Spring (Not Spared)
14	-	Spring (Not Spared)
15	962K23460	Wire Harness (23/28CPM Model)
16	-	Earth Plate (Not Spared)
17	802E55701	L/H Lower Cover
18	-	Spring (Not Spared)
19	007E79270	Gear (18T)
20	013E26990	Bearing
21	413W11860	Bearing
22	-	Gear (21T) (P/O PL 2.5 Item 1)
23	-	Gear (23T) (P/O PL 2.5 Item 1)
24	-	Gear (22T) (P/O PL 2.5 Item 1)
25	-	Gear (31T) (P/O PL 2.5 Item 1)

PL2.5

1 { 2,3,22-25

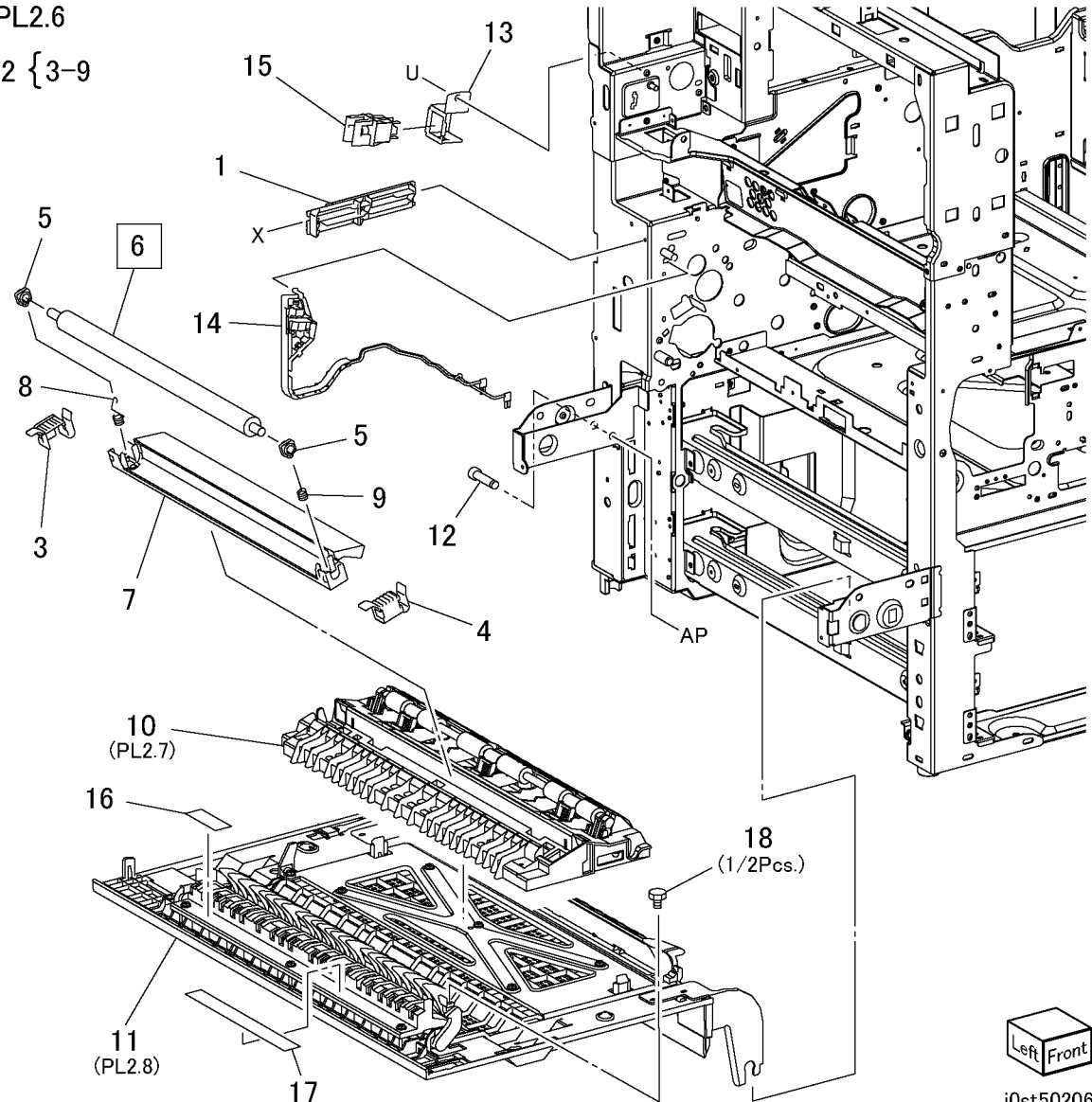


PL 2.6 Transfer Cover Assembly

Item	Part	Description
1	012K94341	Link Assembly
2	802K56093	BTR Roll Assembly
3	-	Lever (Rear) (P/O PL 2.6 Item 2)
4	-	Lever (Front) (P/O PL 2.6 Item 2)
5	-	Bearing (P/O PL 2.6 Item 2)
6	-	BTR Roll (REP 2.6.1) (P/O PL 2.6 Item 2)
7	-	Housing (P/O PL 2.6 Item 2)
8	-	Spring (P/O PL 2.6 Item 2)
9	-	Spring (P/O PL 2.6 Item 2)
10	054K24051	L/H Upper Chute Assembly (PL 2.8)
11	802K58260	L/H Upper Cover Assembly (PL 2.7)
12	-	Stud (Not Spared)
13	-	Bracket (Not Spared)
14	802K49240	Wire Assembly
15	110E94770	L/H Cover Inter lock Switch
16	-	Label 220V (Not Spared)
17	-	Label 110V (Not Spared)
18	-	Screw (Not Spared)

PL2.6

2 { 3-9



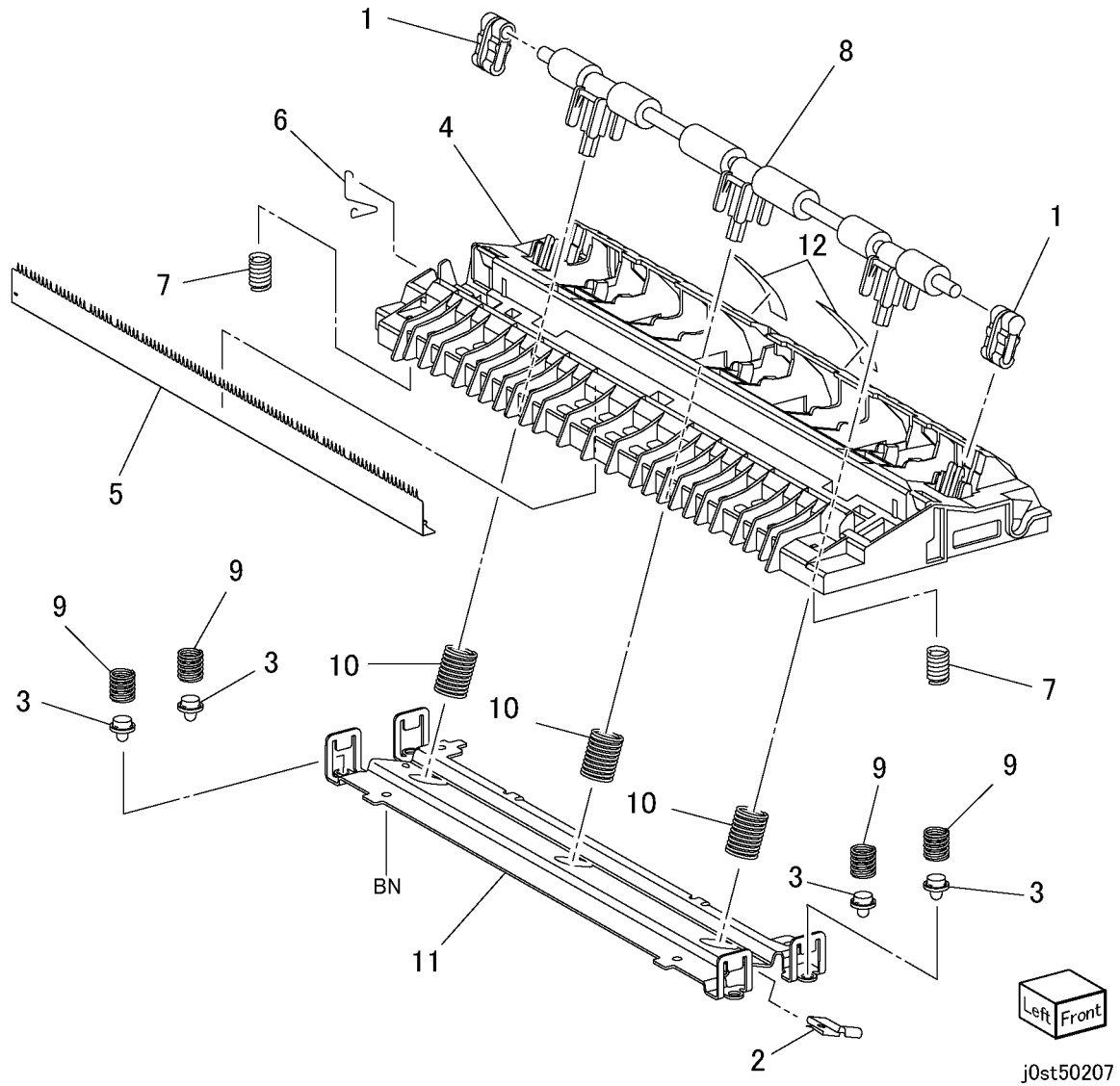
Left Front

j0st50206

PL 2.7 L/H Upper Chute Assembly

Item	Part	Description
1	-	Bearing (P/O PL 2.6 Item 10)
2	-	Earth Plate (P/O PL 2.6 Item 10)
3	-	Guide (P/O PL 2.6 Item 10)
4	-	L/H Chute (P/O PL 2.6 Item 10)
5	-	Eliminator (P/O PL 2.6 Item 10)
6	-	Spring Contact DTS (P/O PL 2.6 Item 10)
7	-	Spring Chute (P/O PL 2.6 Item 10)
8	-	Pinch Roll (P/O PL 2.6 Item 10)
9	-	Spring (P/O PL 2.6 Item 10)
10	-	Spring (P/O PL 2.6 Item 10)
11	-	Plate (P/O PL 2.6 Item 10)
12	-	Guide (P/O PL 2.6 Item 10)

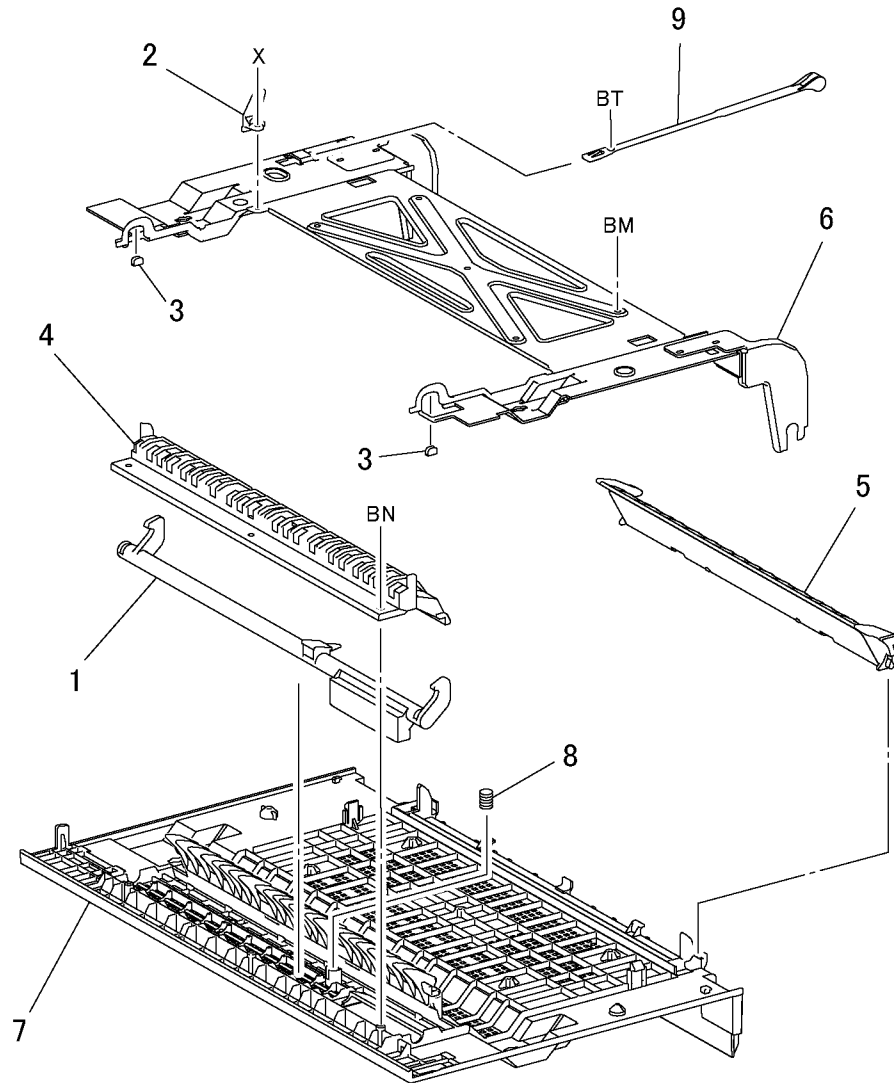
PL2.7



PL 2.8 L/H Upper Cover Assembly

Item	Part	Description
1	003E59832	Handle
2	-	XERO/Developer Cartridge Shutter (P/O PL 2.6 Item 11)
3	-	Handle Guide (P/O PL 2.6 Item 11)
4	054E23950	L/H Cover Chute
5	054K24060	Chute Assembly
6	-	Frame Assembly (P/O PL 2.6 Item 11)
7	802K65582	L/H Upper Cover
8	-	Spring (P/O PL 2.6 Item 11)
9	849E13981	Support

PL2.8

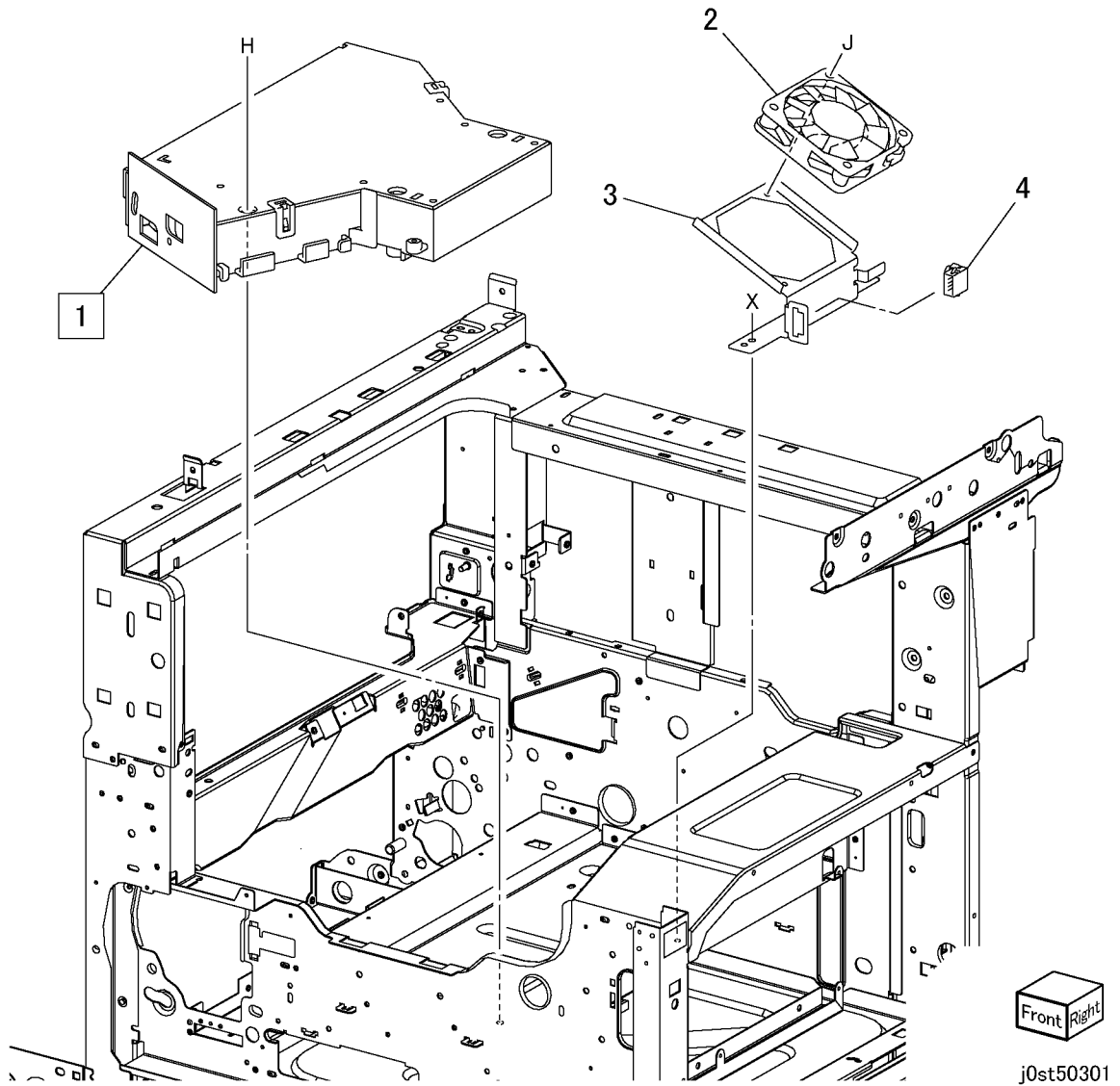


j0tp50208

PL 3.1 ROS

Item	Part	Description
1	062K13580	ROS Unit (REP 3.1.1)
2	927W00111	ROS Fan
3	-	Bracket (Not Spared)
4	-	Connector (Not Spared)

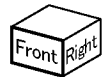
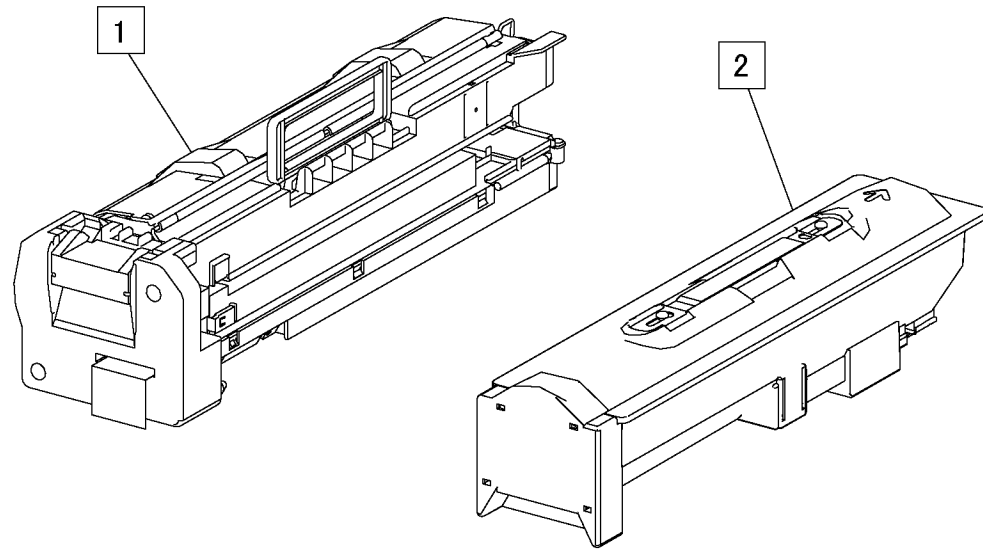
PL3.1



PL 4.1 CRU, Toner Cartridge

Item	Part	Description
1	013R00589	XERO/Developer Cartridge (REP 4.1.1)
2	-	Toner Cartridge (REP 4.1.2) (Not Spared)

PL4.1

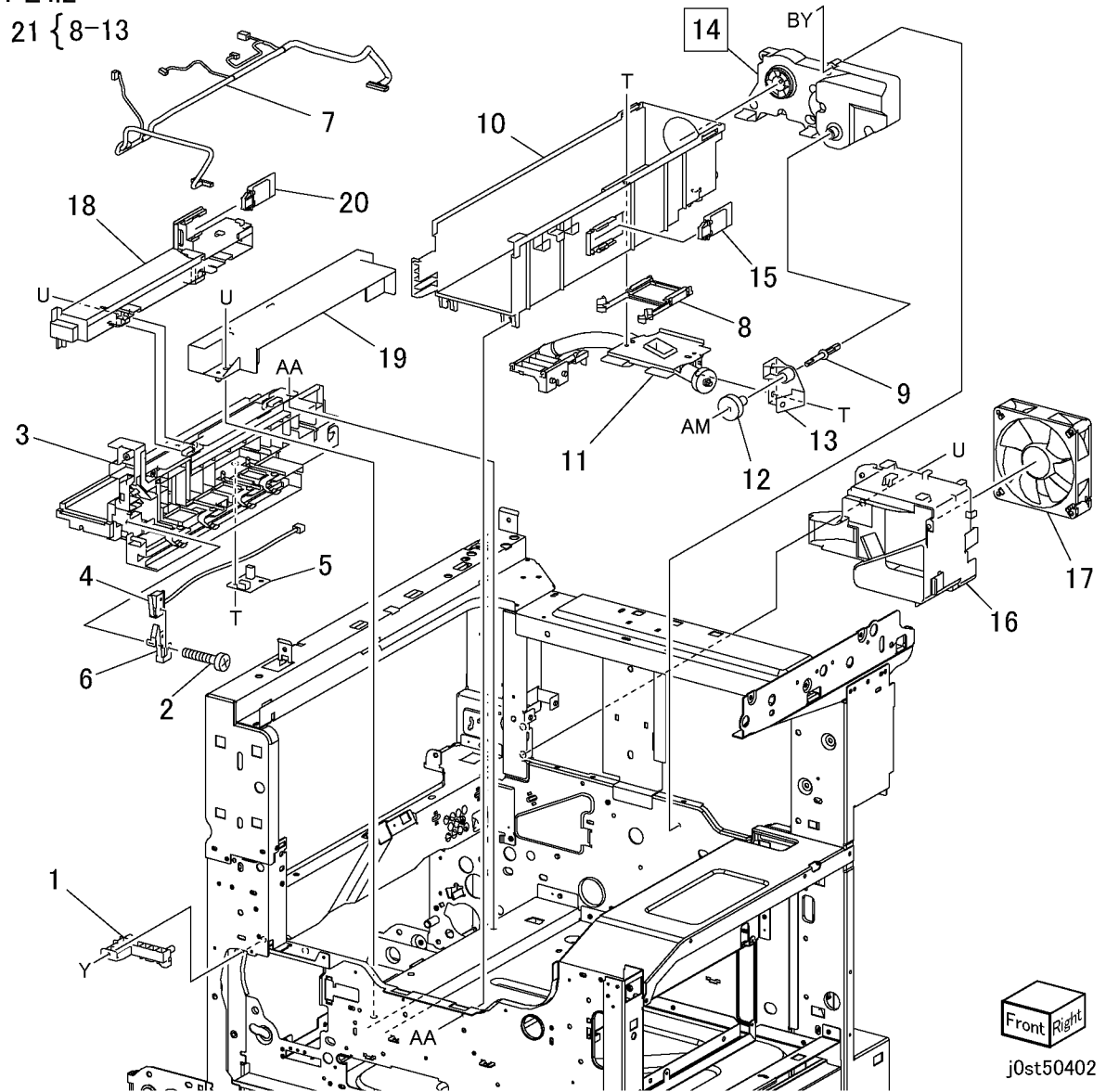


j0st50401

PL 4.2 Toner System

Item	Part	Description
1	–	Stopper (Not Spared)
2	–	Screw (Not Spared)
3	–	Guide Assembly (Not Spared)
4	110K11810	XERO Interlock Switch
5	130K87980	HUM and TEMP Sensor
6	–	Plate (Not Spared)
7	962K13060	Wire Harness
8	–	Stopper (P/O PL 4.2 Item 21)
9	–	Shaft (P/O PL 4.2 Item 21)
10	–	Toner Box (P/O PL 4.2 Item 21)
11	–	Dispense Assembly (P/O PL 4.2 Item 21)
12	–	Gear (13T) (P/O PL 4.2 Item 21)
13	–	Support (P/O PL 4.2 Item 21)
14	127K38040	Dispense Motor (REP 4.2.1)
15	160K95830	Toner Crum PWB
16	–	Duct (Not Spared)
17	127K37880	Fuser Fan
18	–	Housing Assembly (Not Spared)
19	–	Housing Assembly (Not Spared)
20	160K95830	XERO Crum PWB
21	032K96940	Toner Box Assembly

PL4.2
21 { 8-13



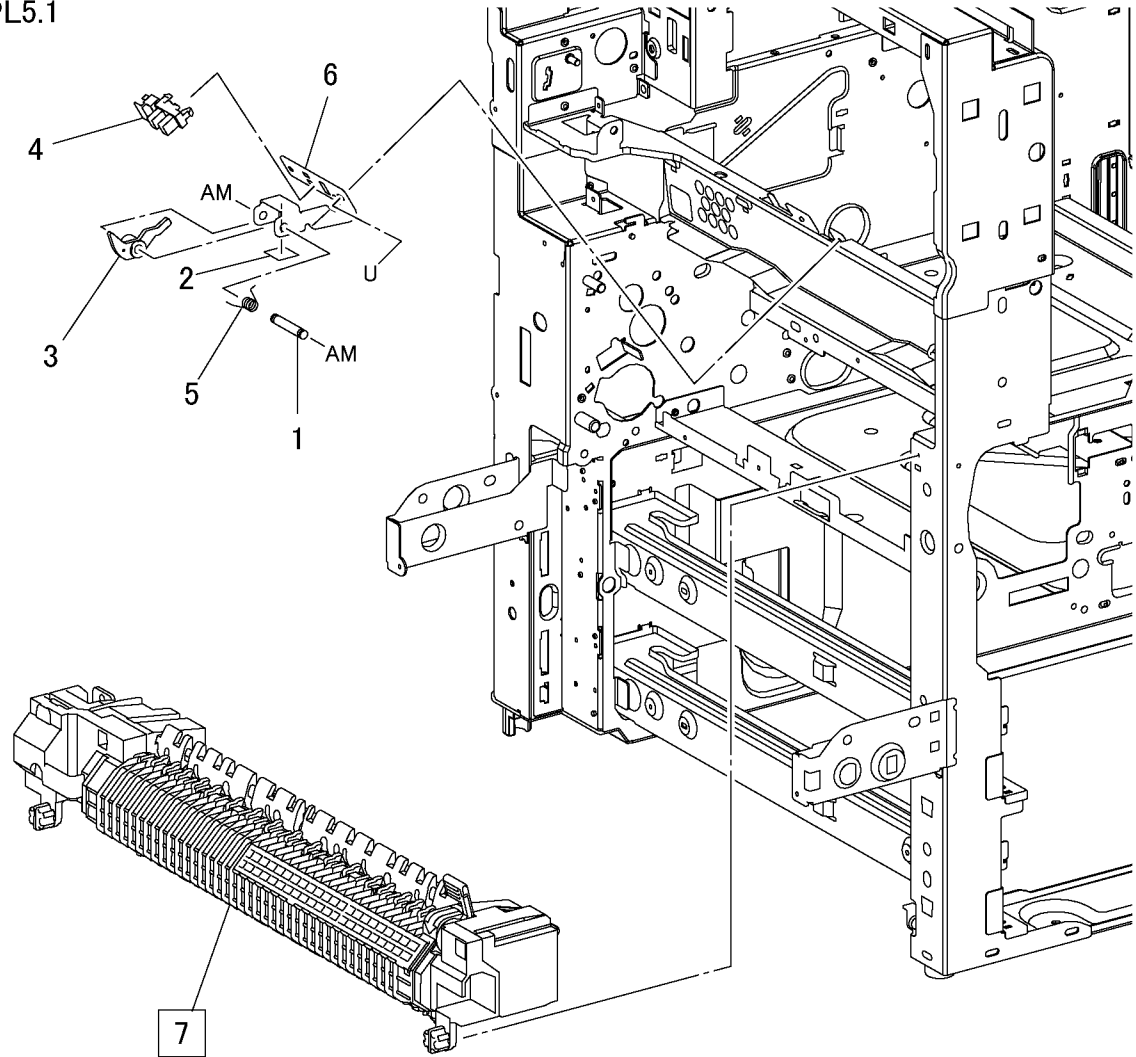
Front
Right

j0st50402

PL 5.1 Fuser Unit

Item	Part	Description
1	–	Shaft (Not Spared)
2	–	Insulator (Not Spared)
3	120E22121	Actuator
4	130E82740	Fuser Exit Sensor
5	809E42201	Spring
6	–	Bracket (Not Spared)
7	126K16480	Fuser Unit (110/127V) (REP 5.1.1)
–	126K16490	Fuser Unit (220/240V) (REP 5.1.1)

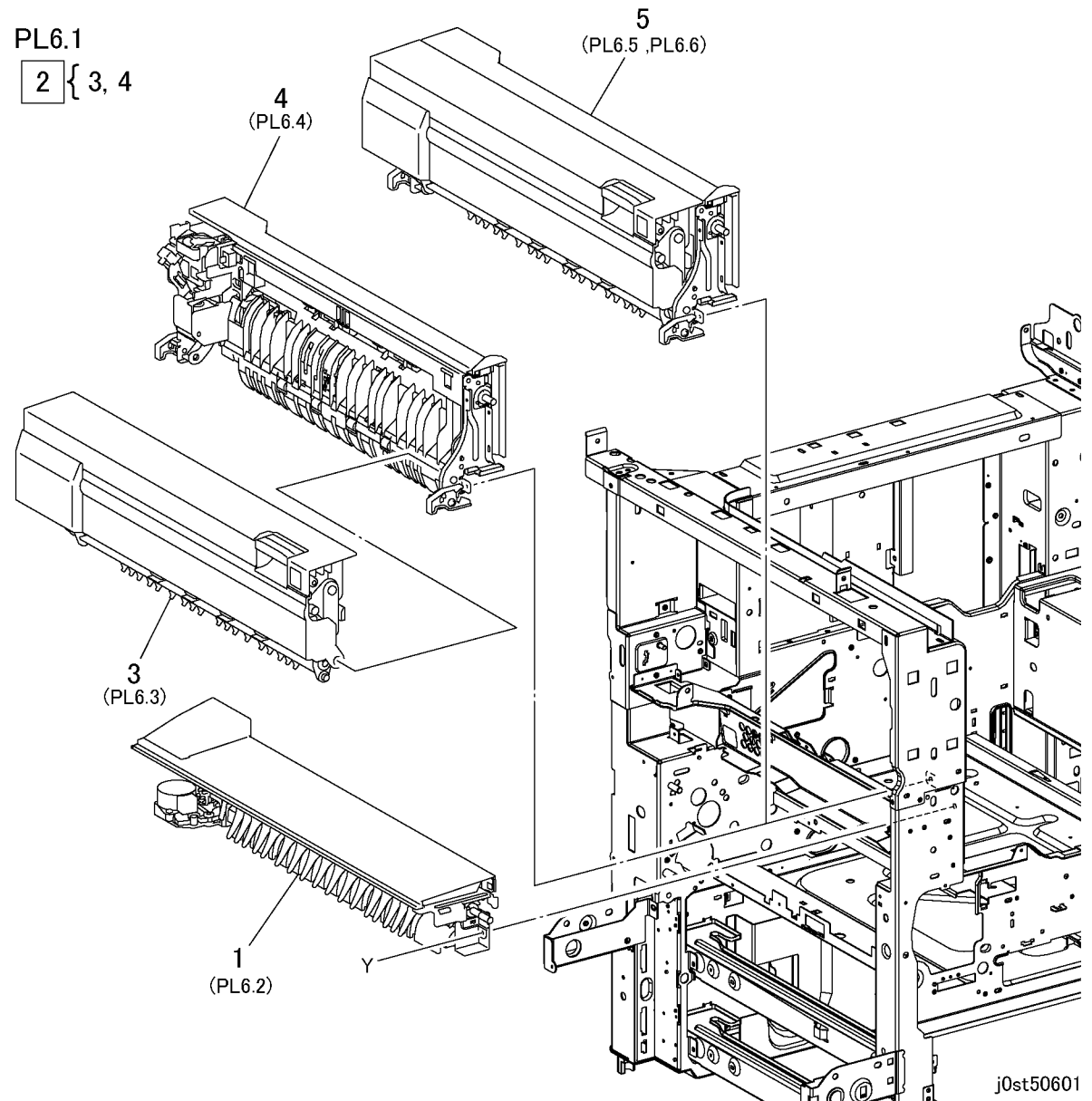
PL5.1



j0st50501

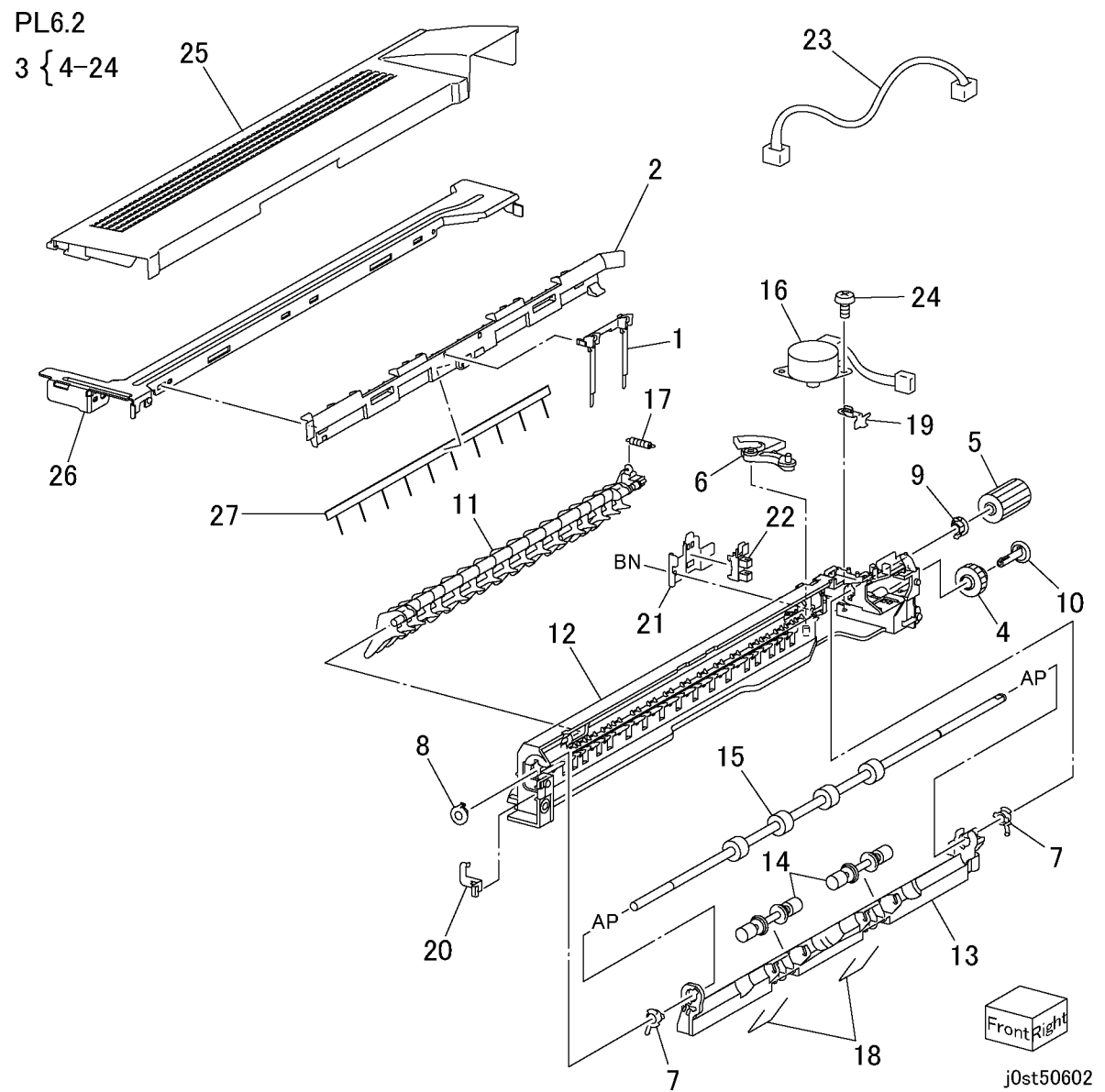
PL 6.1 Exit

Item	Part	Description
1	–	Exit 1 (PL 6.2) (Not Spared)
2	059K31560	Exit 2+OCT 2 (REP 6.1.1)
3	–	L/H Upper Chute Assembly (PL 6.3) (P/O PL 6.1 Item 2)
4	–	Tray Guide Assembly (PL 6.4) (P/O PL 6.1 Item 2)
5	–	Exit2 (PL 6.5, PL 6.6) (Not Spared)



PL 6.2 Exit 1

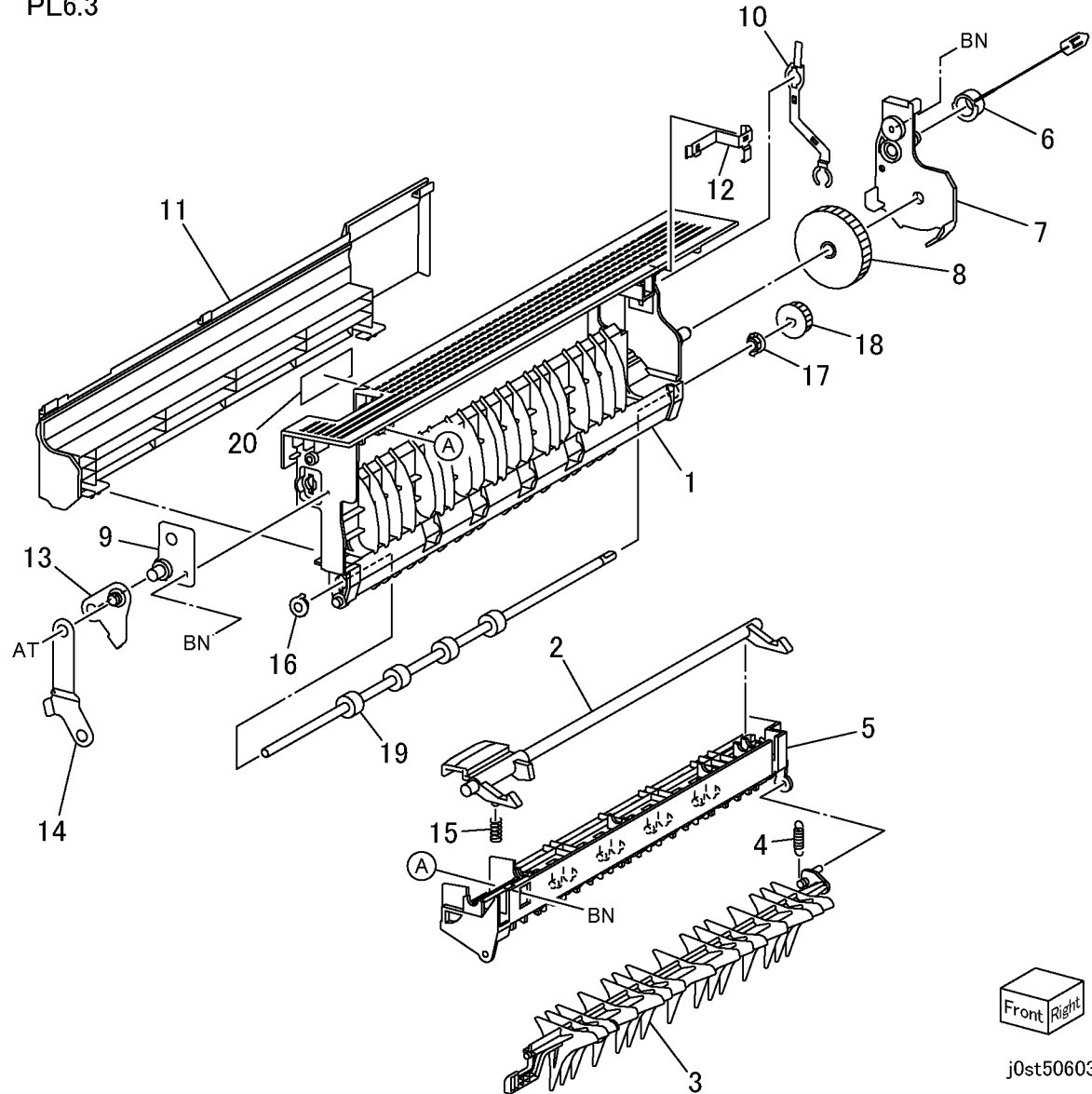
Item	Part	Description
1	036K91620	Paper Weight Assembly
2	038E26723	Exit1 Tray Guide
3	059K31590	Exit1 Assembly
4	-	Gear (P/O PL 6.2 Item 3)
5	-	Gear (19T) (P/O PL 6.2 Item 3)
6	-	Offset Gear (P/O PL 6.2 Item 3)
7	-	Bearing (P/O PL 6.2 Item 3)
8	013E25550	Bearing
9	013E25840	Bearing
10	-	Cap (P/O PL 6.2 Item 3)
11	050E19802	Exit1 Gate
12	-	Lower Chute (P/O PL 6.2 Item 3)
13	054E23842	OCT Chute
14	604K20390	2 Roller Kit (1Set:2)
15	059K26760	Exit1 Roll
16	127K37951	Offset Motor1
17	-	Spring (P/O PL 6.2 Item 3)
18	604K20420	2 Spring Kit (1Set:2)
19	-	Earth Plate (P/O PL 6.2 Item 3)
20	-	Earth Plate (P/O PL 6.2 Item 3)
21	-	Bracket (P/O PL 6.2 Item 3)
22	930W00113	OCT Home Sensor1
23	962K15241	Wire Harness
24	-	Screw (P/O PL 6.2 Item 3)
25	802E55150	Exit1 Top Cover
26	-	Bracket (Not Spared)
27	105E12210	Eliminator



PL 6.3 L/H Upper Chute Assembly

Item	Part	Description
1	-	L/H Upper Chute (P/O PL 6.1 Item 3)
2	003E60160	Latch
3	050E20010	Exit 2 Gate
4	-	Spring (P/O PL 6.1 Item 3)
5	054E24371	Upper FU Chute
6	-	Stopper (P/O PL 6.1 Item 3)
7	-	Gear Cover (P/O PL 6.1 Item 3)
8	-	Gear (52T) (P/O PL 6.1 Item 3)
9	-	Bracket (P/O PL 6.1 Item 3)
10	-	Earth Plate (P/O PL 6.1 Item 3)
11	-	Face Up Exit Cover (P/O PL 6.1 Item 3)
12	-	Earth Plate (P/O PL 6.1 Item 3)
13	-	Bracket (P/O PL 6.1 Item 3)
14	-	Link (P/O PL 6.1 Item 3)
15	809E37170	Spring
16	-	Bearing (P/O PL 6.1 Item 3)
17	-	Bearing (P/O PL 6.1 Item 3)
18	-	Gear (19T) (P/O PL 6.1 Item 3)
19	-	Invert Roll Assembly (P/O PL 6.1 Item 3)
20	-	Label (P/O PL 6.1 Item 3)

PL6.3

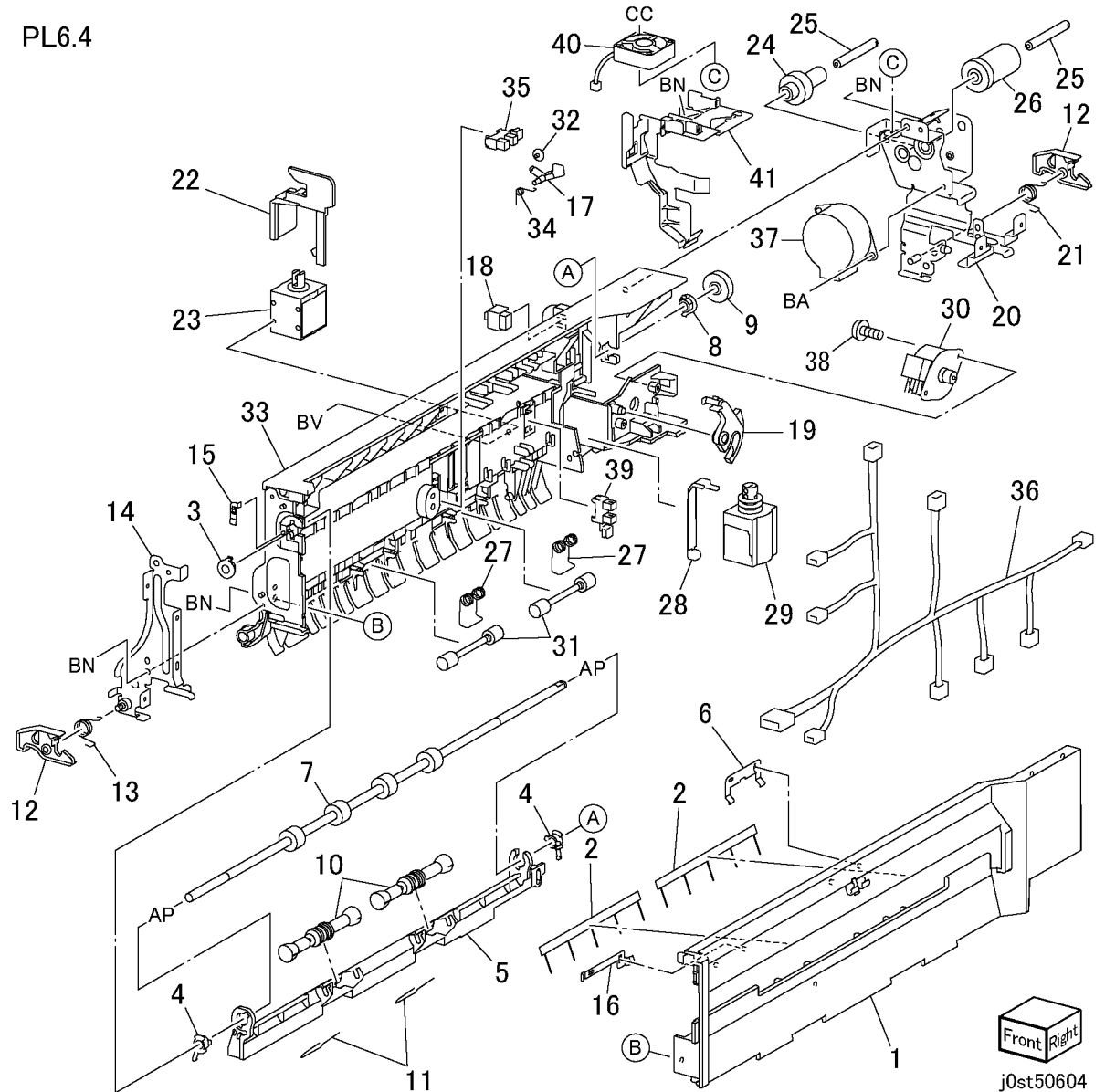


j0st50603

PL 6.4 Tray Guide Assembly

Item	Part	Description
1	-	Tray Guide (P/O PL 6.1 Item 4)
2	105E12940	Eliminator
3	-	Bearing (P/O PL 6.1 Item 4)
4	604K20680	Exit Bear Roll Kit (1Set:2)
5	054E24331	OCT2 Chute
6	-	Earth Plate (P/O PL 6.1 Item 4)
7	059K26760	Exit2 Roll
8	-	Bearing (P/O PL 6.1 Item 4)
9	807E00180	Gear (19T)
10	604K20690	Exit Roller Kit (1Set:2)
11	604K20700	Exit Spring Kit (1Set:2)
12	003E60171	Latch
13	809E50210	Spring
14	-	Front Plate (P/O PL 6.1 Item 4)
15	-	Earth Plate (P/O PL 6.1 Item 4)
16	-	Earth Plate (P/O PL 6.1 Item 4)
17	120E22451	Actuator
18	110E11580	Exit2 Interlock Switch
19	-	Offset Gear (P/O PL 6.1 Item 4)
20	-	Rear Plate (P/O PL 6.1 Item 4)
21	-	Spring (P/O PL 6.1 Item 4)
22	-	Link (P/O PL 6.1 Item 4)
23	121K32370	Face Up Gate Solenoid
24	-	Gear (20T) (P/O PL 6.1 Item 4)
25	-	Shaft (P/O PL 6.1 Item 4)
26	-	Gear (19T/44T) (P/O PL 6.1 Item 4)
27	604K20430	2 Spring 1 Kit (1Set:2)
28	-	Exit Gate Link (P/O PL 6.1 Item 4)
29	121K31810	Exit2 Gate Solenoid
30	127K37951	Offset Motor 2
31	604K20400	2 Roller 1 Kit (1Set:2)
32	059E98780	Actuator
33	-	Lower Chute (P/O PL 6.1 Item 4)
34	809E37332	Spring Actuator
35	930W00113	Exit2 Sensor
36	962K18882	Wire Harness
37	127K38261	Exit 2 Motor
38	-	Screw (P/O PL 6.1 Item 4)
39	930W00113	OCT Home Sensor 2
40	-	Exit Fan (P/O PL 6.1 Item 4)
41	-	Cover (P/O PL 6.1 Item 4)

PL6.4



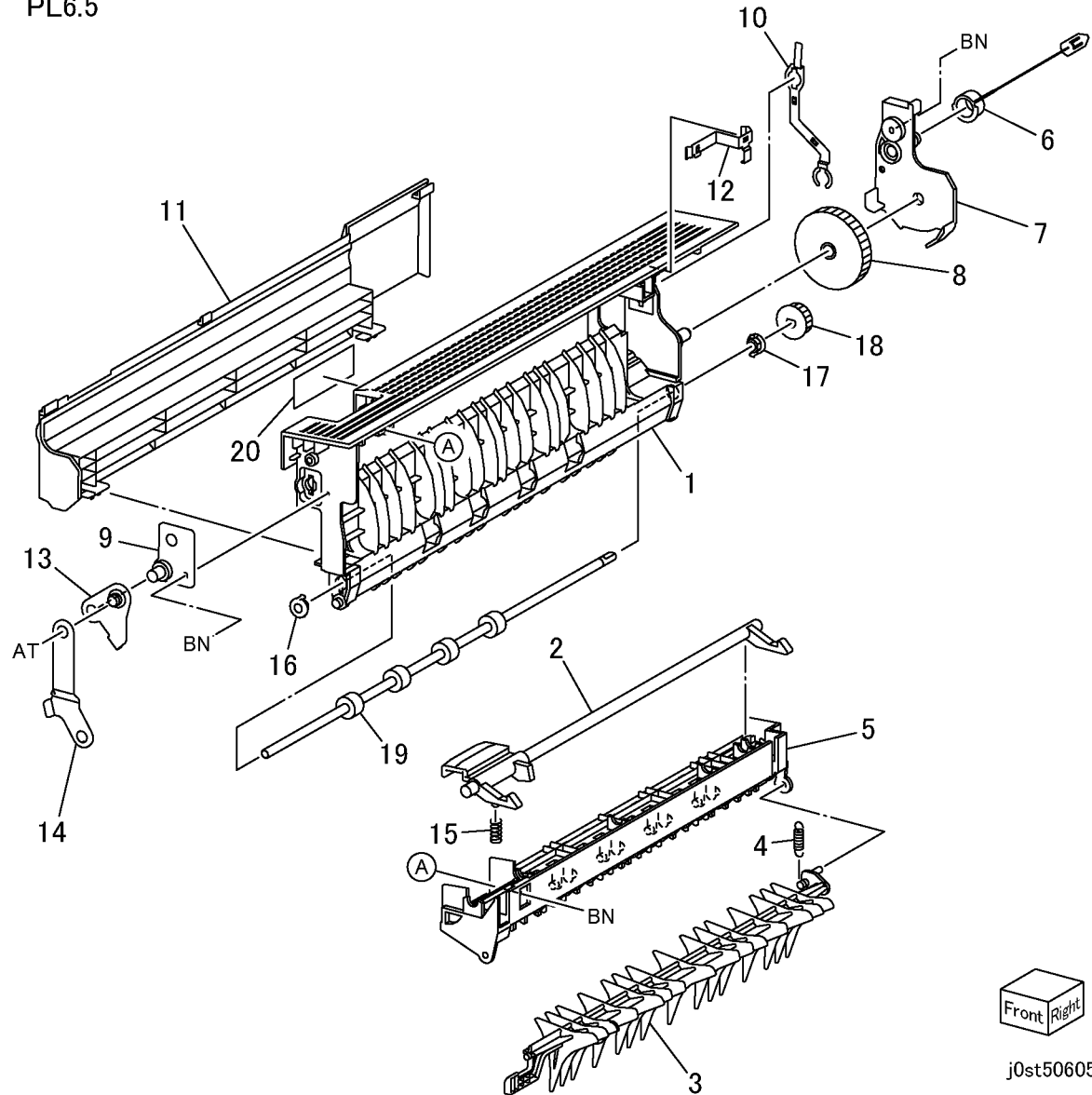
Front
Right

j0st50604

PL 6.5 L/H Upper Chute Assembly

Item	Part	Description
1	-	L/H Upper Chute (P/O PL 6.1 Item 5)
2	003E60160	Latch
3	050E20010	Exit 2 Gate
4	-	Spring (P/O PL 6.1 Item 5)
5	054E24371	Upper FU Chute
6	-	Stopper (P/O PL 6.1 Item 5)
7	-	Gear Cover (P/O PL 6.1 Item 5)
8	-	Gear (52T) (P/O PL 6.1 Item 5)
9	-	Bracket (P/O PL 6.1 Item 5)
10	-	Earth Plate (P/O PL 6.1 Item 5)
11	-	FUP Exit Cover (P/O PL 6.1 Item 5)
12	-	Earth Plate (P/O PL 6.1 Item 5)
13	-	Bracket (P/O PL 6.1 Item 5)
14	-	Link (P/O PL 6.1 Item 5)
15	809E37170	Spring
16	-	Bearing (P/O PL 6.1 Item 5)
17	-	Bearing (P/O PL 6.1 Item 5)
18	-	Gear (19T) (P/O PL 6.1 Item 5)
19	-	Invert Roll Assembly (P/O PL 6.1 Item 5)
20	-	Label (P/O PL 6.1 Item 5)

PL6.5

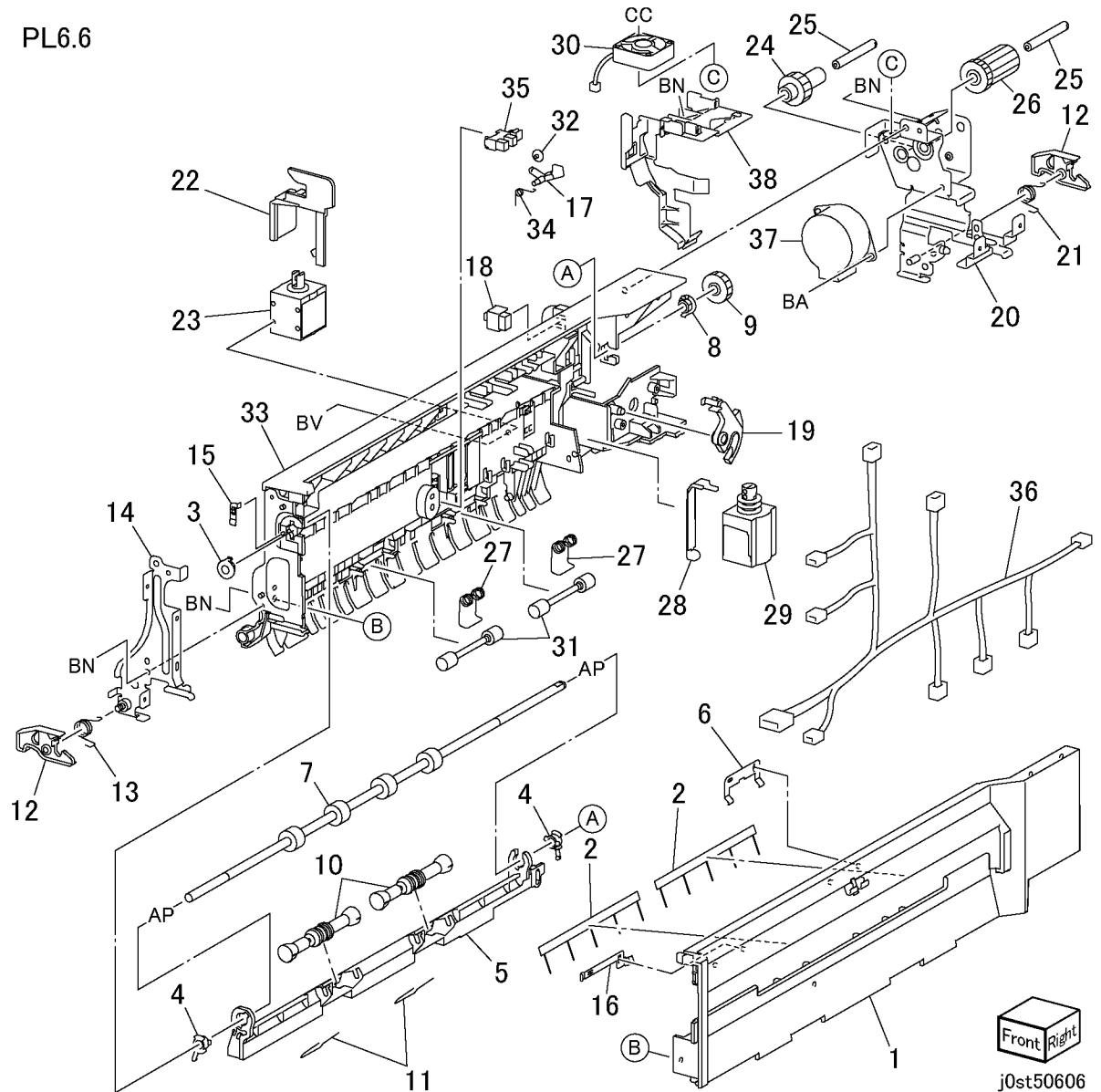


j0st50605

PL 6.6 Tray Guide Assembly

Item	Part	Description
1	-	Tray Guide (P/O PL 6.1 Item 5)
2	105E12940	Eliminator
3	-	Bearing (P/O PL 6.1 Item 5)
4	604K20680	Exit Bear Roll Kit (1Set:2)
5	054E24331	OCT2 Chute
6	-	Earth Plate (P/O PL 6.1 Item 5)
7	059K26760	Exit2 Roll
8	-	Bearing (P/O PL 6.1 Item 5)
9	807E00180	Gear (19T)
10	604K20690	Exit Roller Kit (1Set:2)
11	604K20700	Exit Spring Kit (1Set:2)
12	003E60171	Latch
13	809E50210	Spring
14	-	Front Plate (P/O PL 6.1 Item 5)
15	-	Earth Plate (P/O PL 6.1 Item 5)
16	-	Earth Plate (P/O PL 6.1 Item 5)
17	120E22451	Actuator
18	110E11580	Exit2 Interlock Switch
19	-	Offset Gear (P/O PL 6.1 Item 5)
20	-	Rear Plate (P/O PL 6.1 Item 5)
21	-	Spring (P/O PL 6.1 Item 5)
22	-	Link (P/O PL 6.1 Item 5)
23	121K32370	Face Up Gate Solenoid
24	-	Gear (20T) (P/O PL 6.1 Item 5)
25	-	Shaft (P/O PL 6.1 Item 5)
26	-	Gear (19T/44T) (P/O PL 6.1 Item 5)
27	604K20430	2 Spring 1 Kit (1Set:2)
28	-	Exit Gate Link (P/O PL 6.1 Item 5)
29	121K31810	Exit2 Gate Solenoid
30	-	Exit Fan (P/O PL 6.1 Item 5)
31	604K20400	2 Roller 1 Kit (1Set:2)
32	059E98780	Actuator
33	-	Lower Chute (P/O PL 6.1 Item 5)
34	809E37332	Spring Actuator
35	930W00113	Exit2 Sensor
36	962K18882	Wire Harness
37	127K38261	Exit 2 Motor
38	-	Cover (P/O PL 6.1 Item 5)

PL6.6



Front
Right

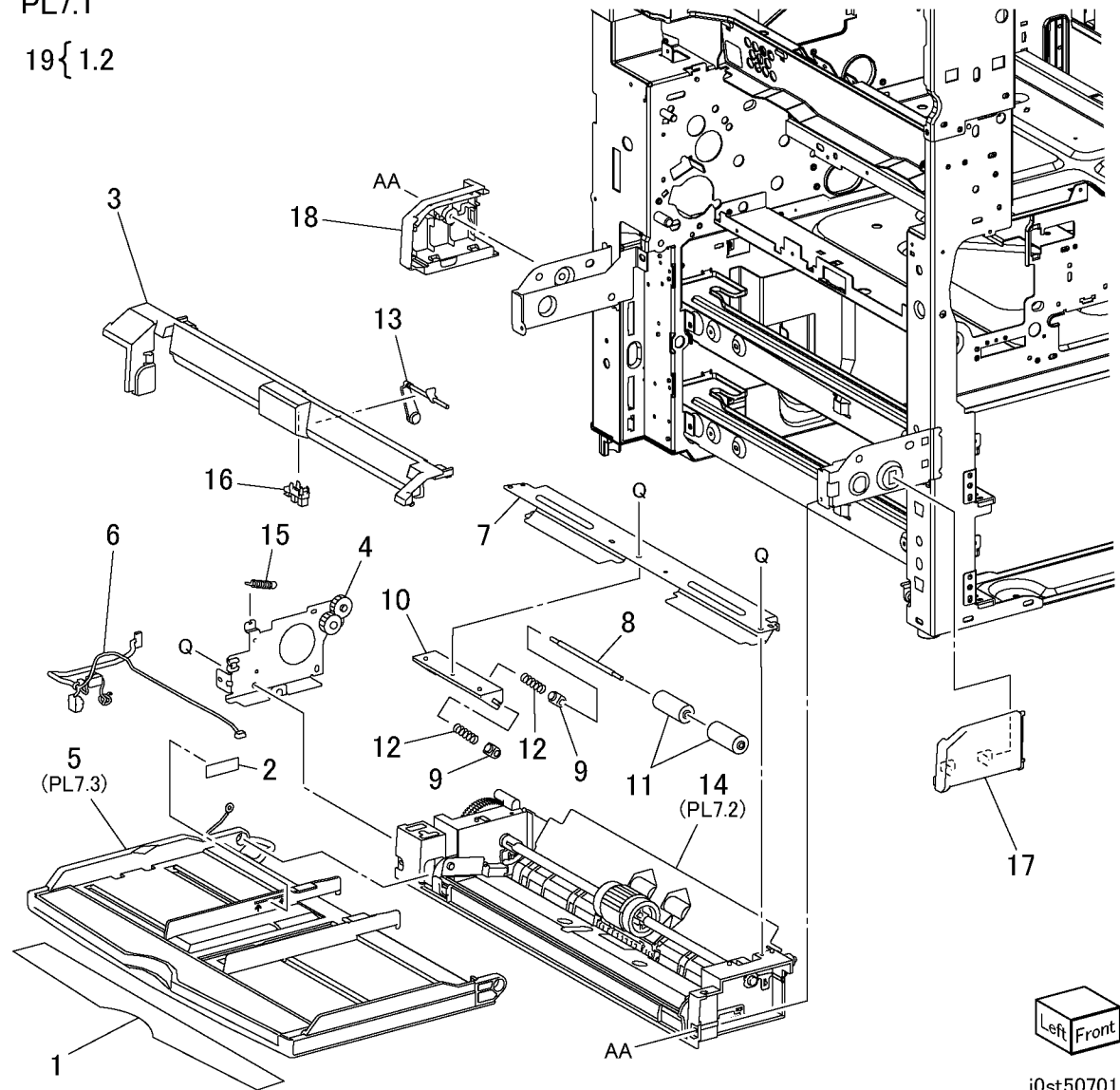
j0st50606

PL 7.1 MPT Assembly

Item	Part	Description
1	-	Label (P/O PL 7.1 Item 19)
2	-	Label (MAX) (P/O PL 7.1 Item 19)
3	-	Upper Frame (Not Spared)
4	-	Bracket Assembly (Not Spared)
5	050K49741	MPT Tray Assembly (PL 7.3)
6	962K13120	Wire Harness
7	-	Chute (Not Spared)
8	-	Shaft (Not Spared)
9	-	Spacer (Not Spared)
10	-	Guide (Not Spared)
11	604K20410	2 Roller 2 Kit (1Set:2)
12	-	Spring (Not Spared)
13	120E22230	Actuator
14	-	Lower Frame Assembly (PL 7.2) (Not Spared)
15	-	Spring (Not Spared)
16	930W00113	MPT No Paper Sensor
17	802E55200	MPT Front Cover
18	802E55211	MPT Rear Cover
19	604K20520	MPT Label Kit

PL7.1

19 { 1.2

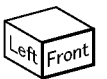
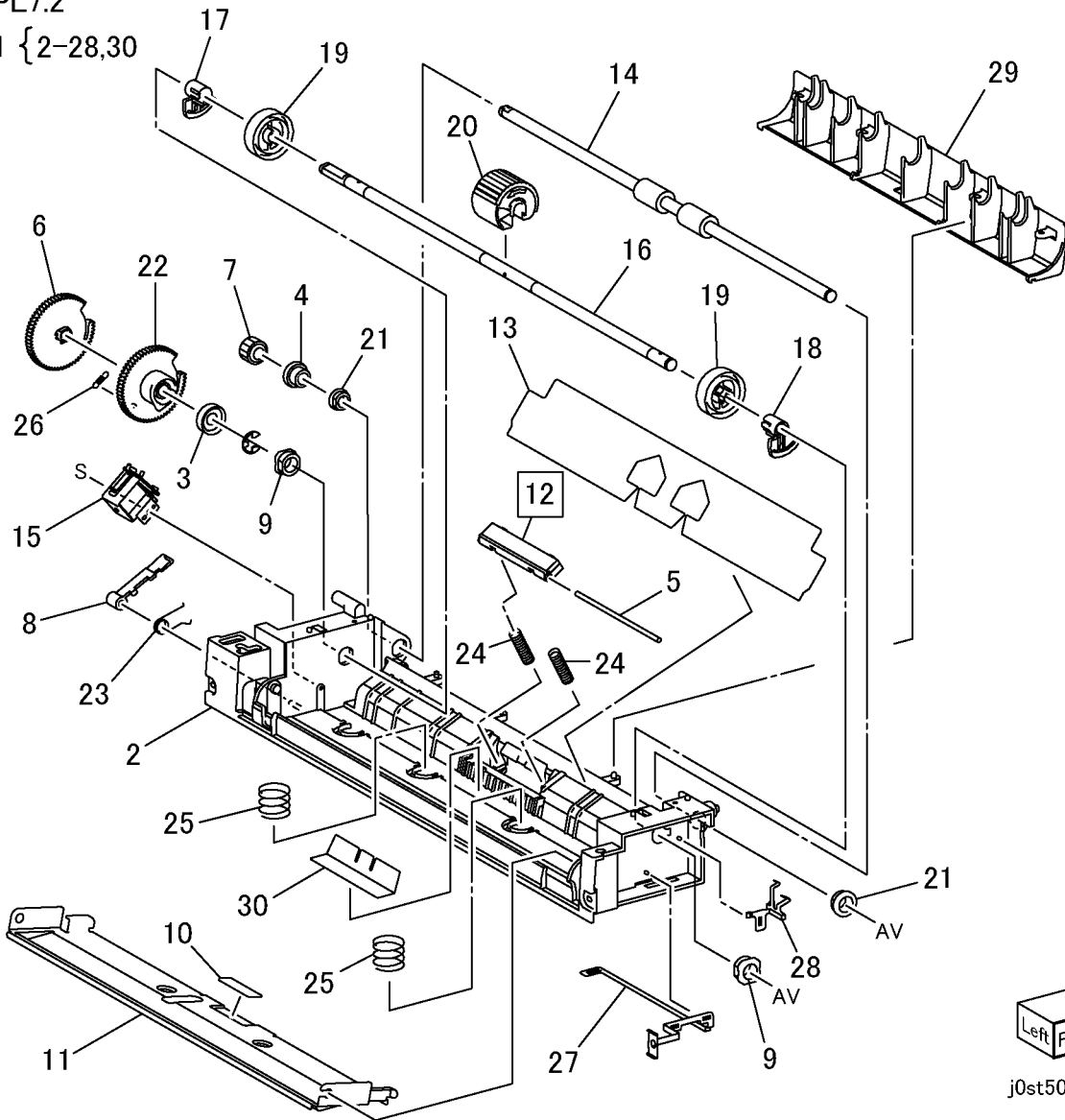


j0st50701

PL 7.2 Lower Frame Assembly

Item	Part	Description
1	801K05760	Lower Frame Assembly
2	-	Lower Frame (P/O PL 7.2 Item 1)
3	-	Stopper Lever (P/O PL 7.2 Item 1)
4	-	Collar (P/O PL 7.2 Item 1)
5	-	Retard Shaft (P/O PL 7.2 Item 1)
6	-	Pick Up Gear (P/O PL 7.2 Item 1)
7	007E79710	Gear (18T)
8	011E15150	Gear Lever
9	-	Bearing (8) (P/O PL 7.2 Item 1)
10	019E56550	Pad
11	-	Bottom Plate (P/O PL 7.2 Item 1)
12	019K98720	MPT Retard Pad (REP 7.2.1)
13	032E21060	Paper Guide
14	059K27140	Drive Roll
15	121E92780	MPT Feed Solenoid
16	-	Shaft (P/O PL 7.2 Item 1)
17	-	Pick Up Cam (Rear) (P/O PL 7.2 Item 1)
18	-	Pick Up Cam (Front) (P/O PL 7.2 Item 1)
19	-	Core (P/O PL 7.2 Item 1)
20	059K27150	Feed Roll (REP 7.2.1)
21	-	Bearing (P/O PL 7.2 Item 1)
22	807E02610	Cam Gear
23	-	Spring (P/O PL 7.2 Item 1)
24	-	Spring (P/O PL 7.2 Item 1)
25	-	Spring (P/O PL 7.2 Item 1)
26	-	Spring (P/O PL 7.2 Item 1)
27	-	Earth Plate (P/O PL 7.2 Item 1)
28	-	Earth Plate (P/O PL 7.2 Item 1)
29	-	Lower Chute (Not Spared)
30	038E31200	Paper Guide

PL7.2
1 {2-28,30

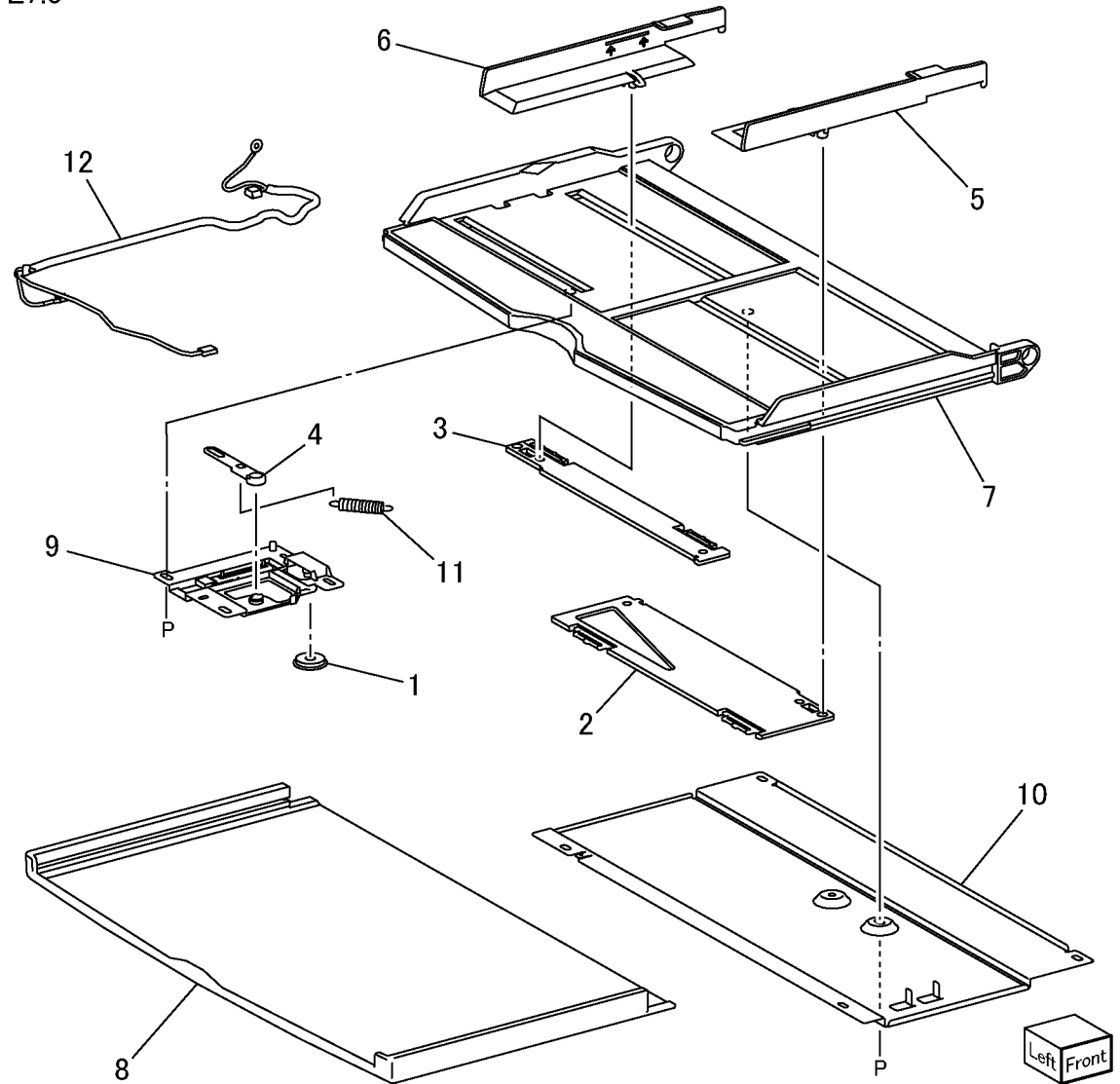


j0st50702

PL 7.3 MPT Tray Assembly

Item	Part	Description
1	-	Pinion Gear (P/O PL 7.1 Item 5)
2	-	Front Rack (P/O PL 7.1 Item 5)
3	-	Rear Pack (P/O PL 7.1 Item 5)
4	-	Link (P/O PL 7.1 Item 5)
5	-	Side Guide (P/O PL 7.1 Item 5)
6	-	Side Guide (P/O PL 7.1 Item 5)
7	-	Tray MPT (P/O PL 7.1 Item 5)
8	-	Tray Exit (P/O PL 7.1 Item 5)
9	-	MPT Paper Size Sensor (P/O PL 7.1 Item 5)
10	-	Cover Tray (P/O PL 7.1 Item 5)
11	-	Spring (P/O PL 7.1 Item 5)
12	-	Wire Harness (P/O PL 7.1 Item 5)

PL7.3



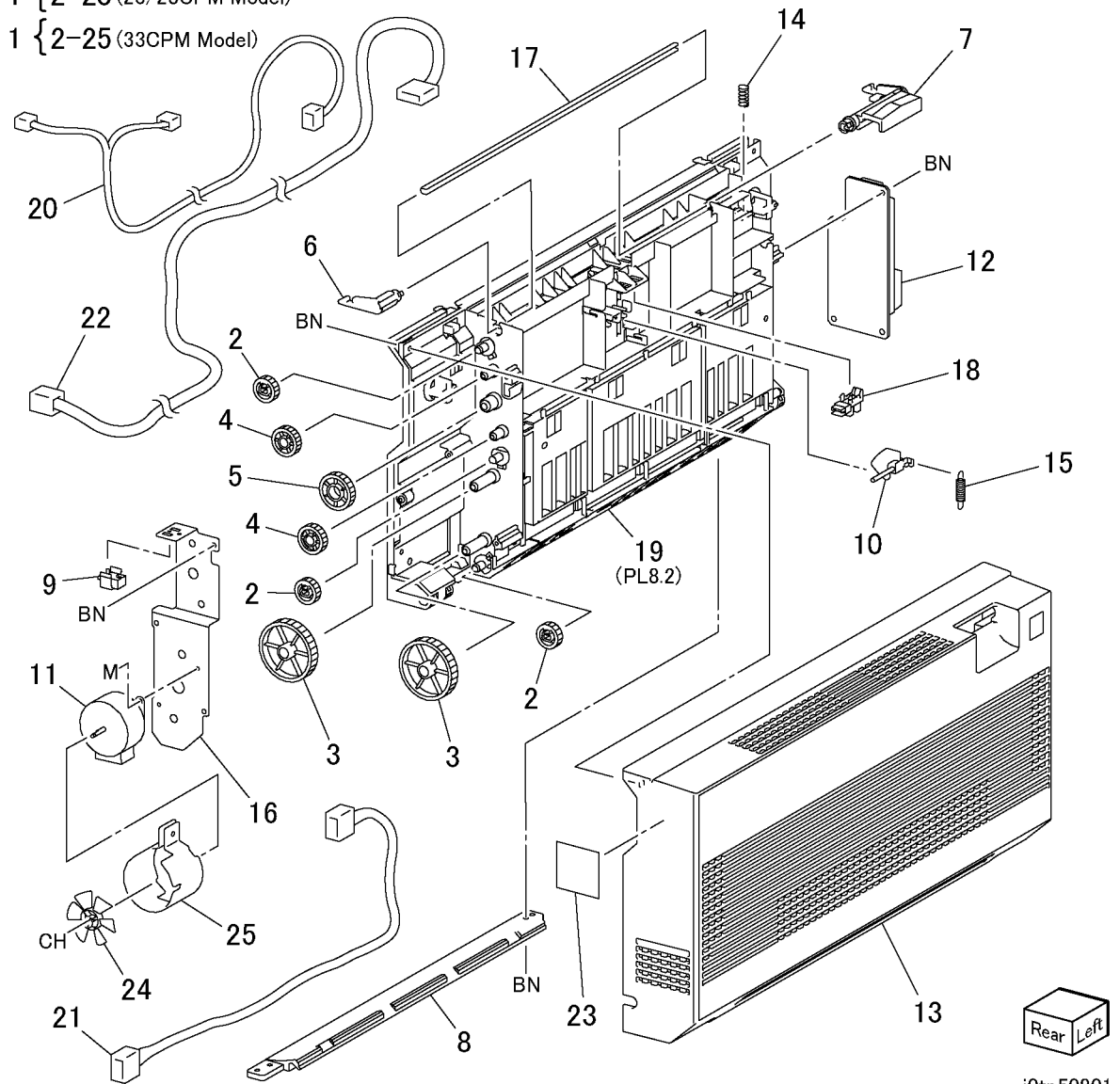
j0st50703

PL 8.1 Duplex Unit

Item	Part	Description
1	059K31572	Duplex Unit (23/28CPM Model)
-	-	Duplex Unit (33CPM Model)
2	-	Gear (28T) (P/O PL 8.1 Item 1)
3	-	Gear (33/37T) (P/O PL 8.1 Item 1)
4	-	Gear (33T) (P/O PL 8.1 Item 1)
5	-	Gear (42T) (P/O PL 8.1 Item 1)
6	011E14581	Latch Lever (Rear)
7	011E14590	Latch Lever (Front)
8	-	Lower Chute (P/O PL 8.1 Item 1)
9	110E11580	Duplex Open Switch
10	120E21261	Actuator
11	127K39480	Duplex Motor
12	160K94225	Duplex PWB
13	802E55170	Cover
14	-	Spring (P/O PL 8.1 Item 1)
15	-	Spring (P/O PL 8.1 Item 1)
16	-	Bracket (P/O PL 8.1 Item 1)
17	-	Latch Plate (P/O PL 8.1 Item 1)
18	930W00113	Duplex Sensor
19	-	Inner Chute Assembly (PL 8.2) (P/O PL 8.1 Item 1)
20	-	Wire Harness (P/O PL 8.1 Item 1)
21	-	Wire Harness (P/O PL 8.1 Item 1)
22	-	Wire Harness (P/O PL 8.1 Item 1)
23	-	Label (P/O PL 8.1 Item 1)
24	127E83681	Fan (33CPM Model)
25	054E26860	Duct (33CPM Model)

PL8.1

- 1 { 2-23 (23/28CPM Model)
- 1 { 2-25 (33CPM Model)



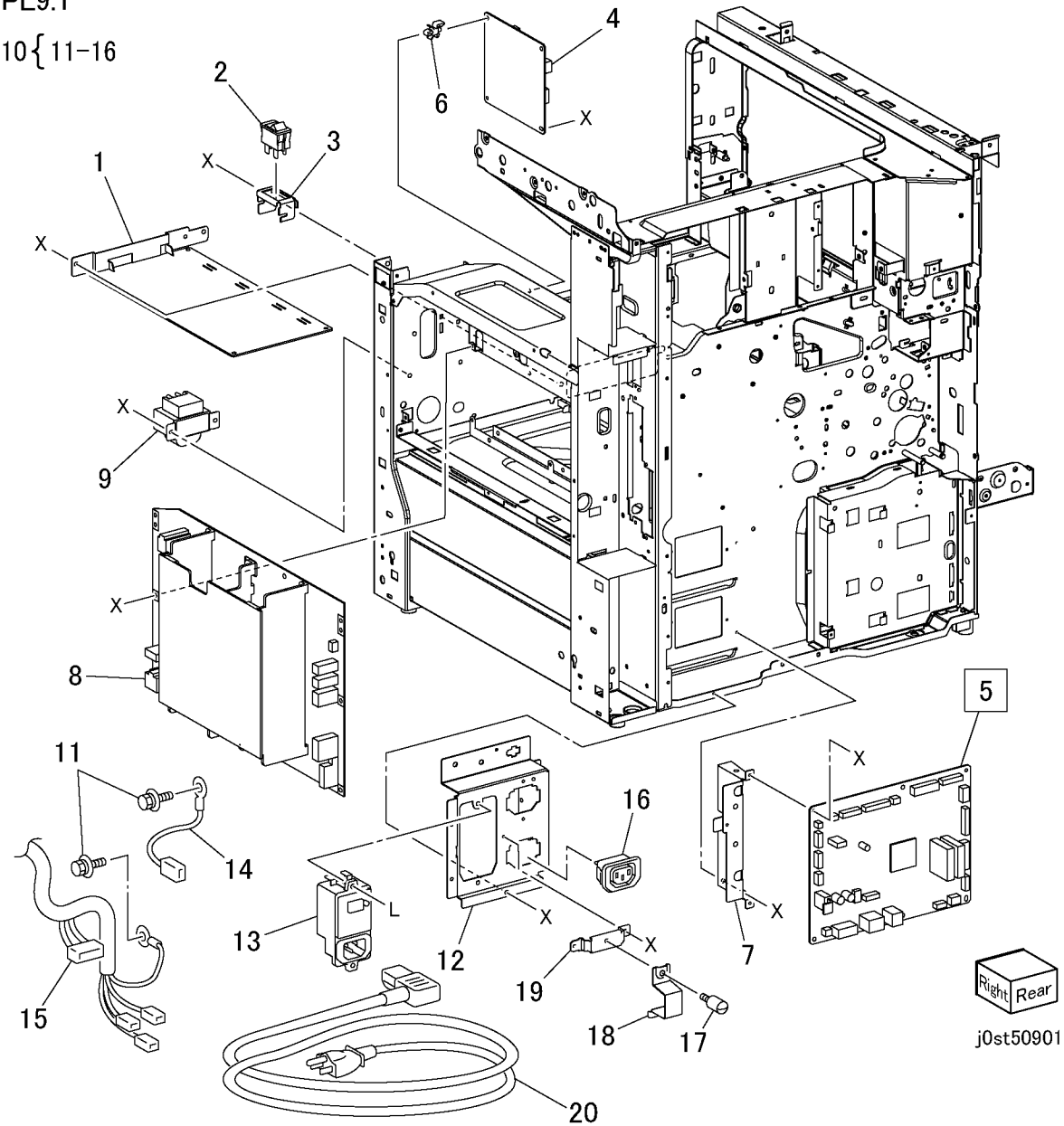
j0tp50801

PL 9.1 Electrical

Item	Part	Description
1	-	HVPS-Y1
2	110E11230	Main Switch
3	-	Bracket (Not Spared)
4	160K94211	Exit PWB
5	160K94205	MCU PWB (23/28CPM Model)(REP 9.1.1)
-	960K09910	MCU PWB (33CPM Model)(REP 9.1.1)
6	-	PWB Support (Not Spared)
7	-	Bracket (Not Spared)
8	105E11370	Power Unit-B1 (110/127V)
-	105E11380	Power Unit-B1H (220/240V)
9	104E94080	Choke Coil (220/240V)
10	101K45360	Chassis Assembly AC XC (23/28CPM Model)
-	101K51660	Chassis Assembly AC XC (33CPM Model)
11	-	Screw (P/O PL 9.1 Item 10)
12	-	Bracket (P/O PL 9.1 Item 10)
13	908W01201	GFI Breaker
14	962K18690	Wire Harness
15	-	Wire Harness (P/O PL 9.1 Item 10)
16	-	Outlet (P/O PL 9.1 Item 10)
17	-	Screw (Not Spared)
18	-	Holder (Not Spared)
19	-	Bracket (Not Spared)
20	117E22550	110V Power Cord (US/Canada/etc)
-	117E22550	110V Power Cord (DMO-W)
-	117E10550	220V Power Cord (DMO-W)
-	152S06001	220V Power Cord (UK)
-	152S06000	220V Power Cord (Europe Generic)
-	152S06003	220V Power Cord (Switzer land)
-	152S06002	220V Power Cord (Denmark)

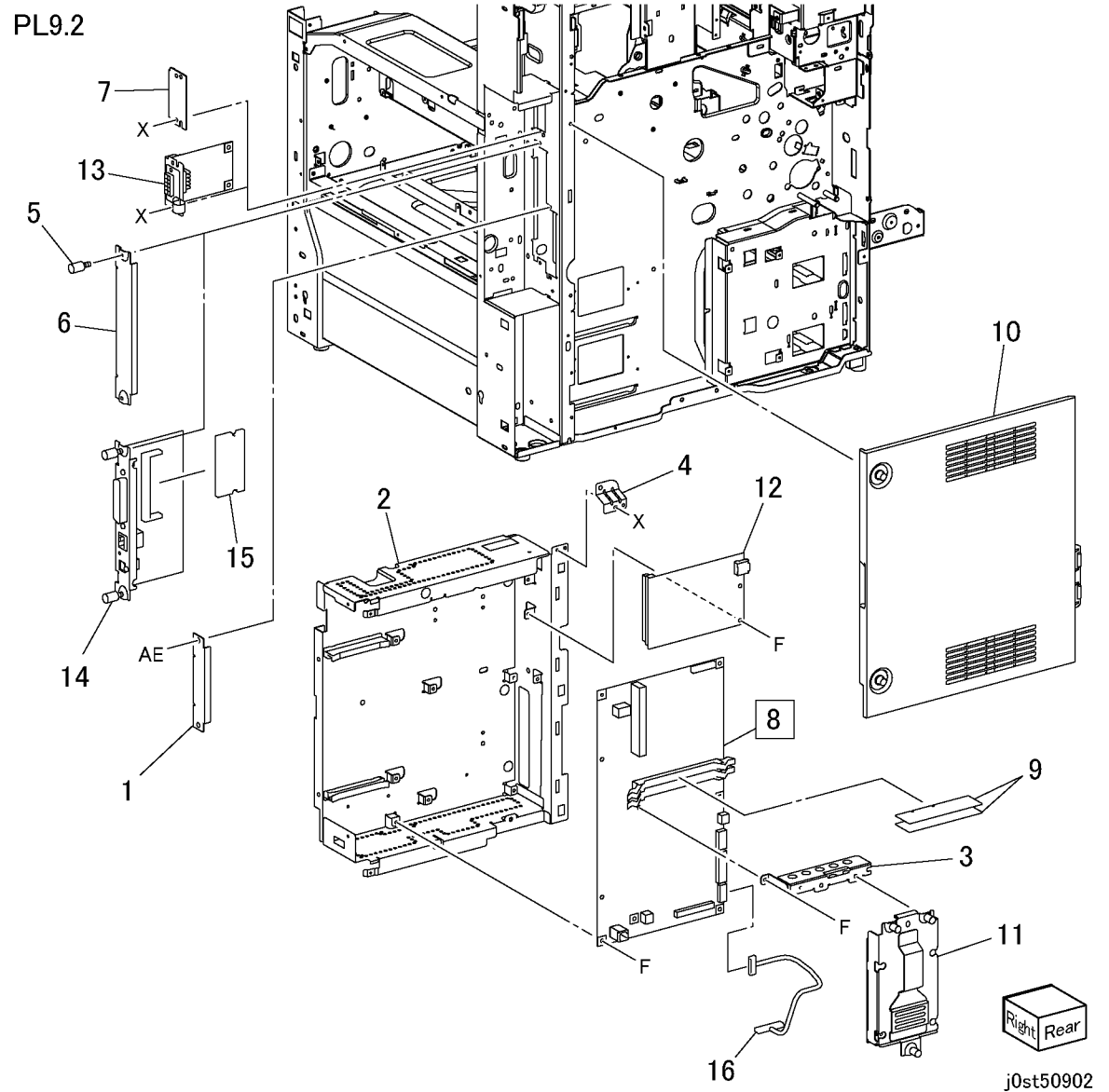
PL9.1

10{11-16



PL 9.2 ESS

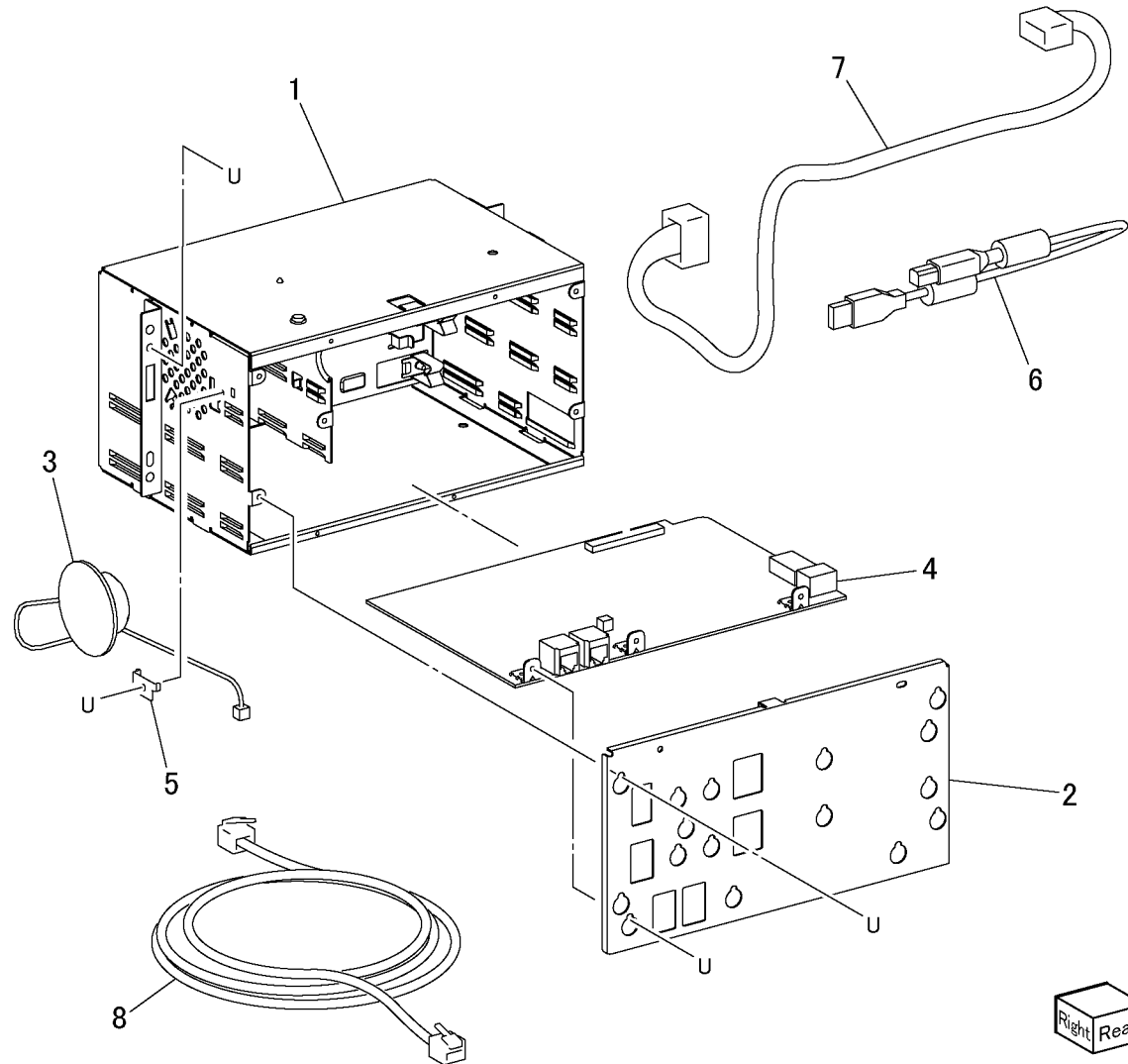
Item	Part	Description
1	-	Panel (Not Spared)
2	-	ESS Chassis Assembly (Not Spared)
3	-	Bracket (Not Spared)
4	-	Bracket (Not Spared)
5	-	Screw (Not Spared)
6	-	Panel (Not Spared)
7	-	Panel (Not Spared)
8	160K91660	ESS PWB (With Item9) (23/28CPM Model)(REP 9.1.1)
-	960K15700	ESS PWB (With Item9) (33CPM Model)(REP 9.1.1)
9	133K23830	DDR DIMM (128MB)
-	-	DDR DIMM (256MB) (Option) (Not Spared)
10	-	ESS Cover Assembly (Not Spared)
11	960K01120	HDD (20GB)
12	160K94250	FMO PWB (FAX)
13	101K46110	Accessory IF PWB (Option)
14	101K46070	Printer PWB
15	537K68270	PS DIMM (Option)
16	-	Wire Harness (Not Spared)



PL 9.3 FAX Unit

Item	Part	Description
1	-	FAX Box Assembly (Not Spared)
2	-	Panel (Not Spared)
3	-	Speaker (Not Spared)
4	160K95903	FCB PWB (XC)
-	160K97643	FCB XE PWB (EU)
-	960K00333	FCB PWB (ARZ)
5	-	Bracket (Not Spared)
6	117K35790	USB Cable (Alternate)
-	117K36490	USB Cable (Alternate)
-	117K36500	USB Cable (Alternate)
7	117K35800	Wire Harness
8	-	Data Cable (Not Spared)

PL9.3



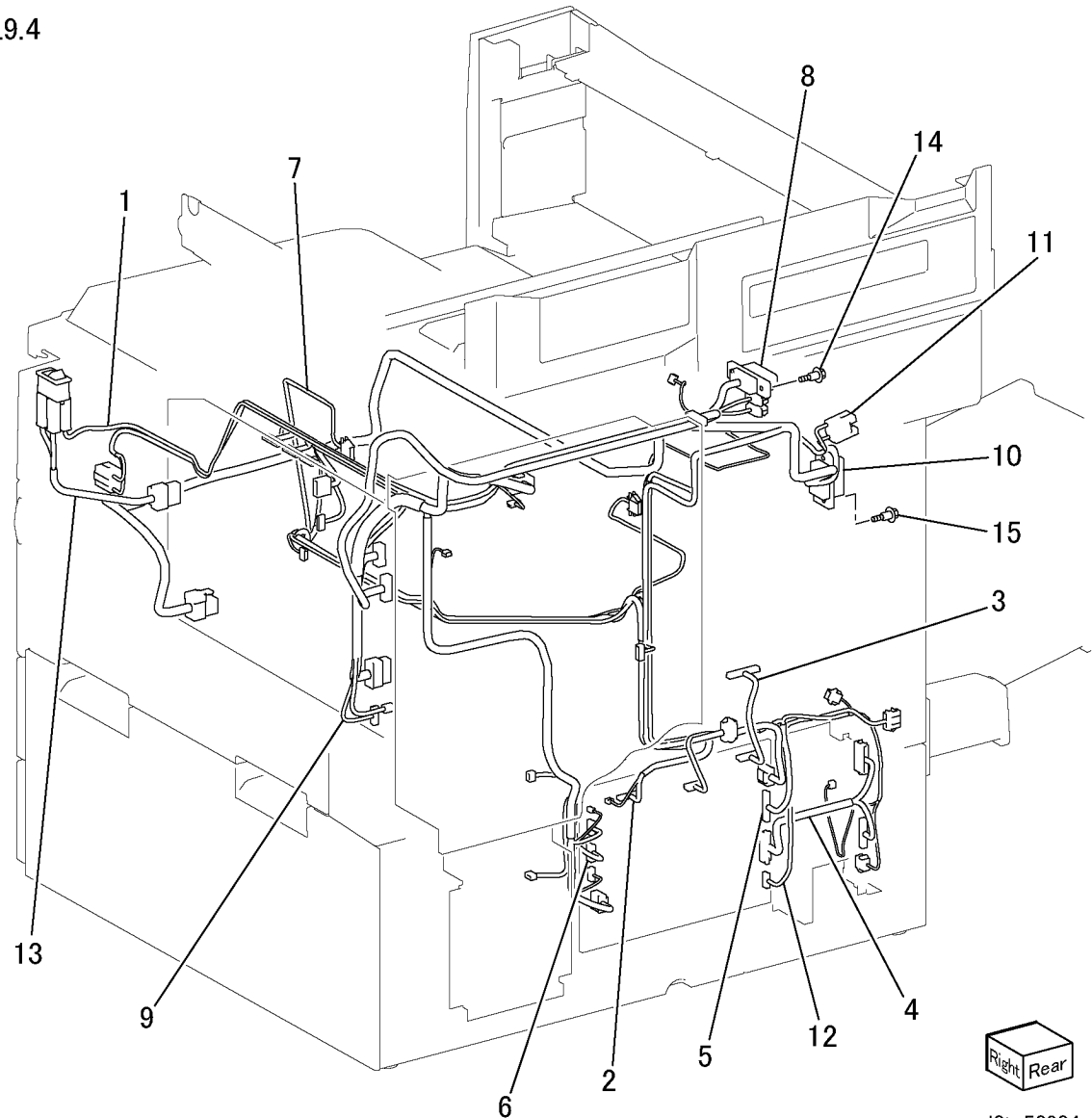
Right Rear

j0st50903

PL 9.4 Wire Harness

Item	Part	Description
1	962K13510	Wire Harness Switch 2
2	962K13080	Wire Harness ROS
3	962K13090	Wire Harness Drive
4	962K13100	Wire Harness Feeder(23/28CPM Model)
-	962K13240	Wire Harness Feeder(33CPM Model)
5	962K13111	Wire Harness PH(23/28CPM Model)
-	962K32120	Wire Harness PH(33CPM Model)
6	962K13140	Wire Harness Size
7	962K13200	Wire Harness Crum
8	962K13211	Wire Harness Exit
9	962K13250	Wire Harness LVPS Power(23/28CPM Model)
-	962K32130	Wire Harness LVPS Power(33CPM Model)
10	962K13301	Wire Harness Fuser AC
11	962K19220	Wire Harness Interlock
12	962K23600	Wire Harness MPT
13	962K13500	Wire Harness Switch 1
14	-	Shoulder Screw (Not Spared)
15	-	Shoulder Screw (Not Spared)

PL9.4

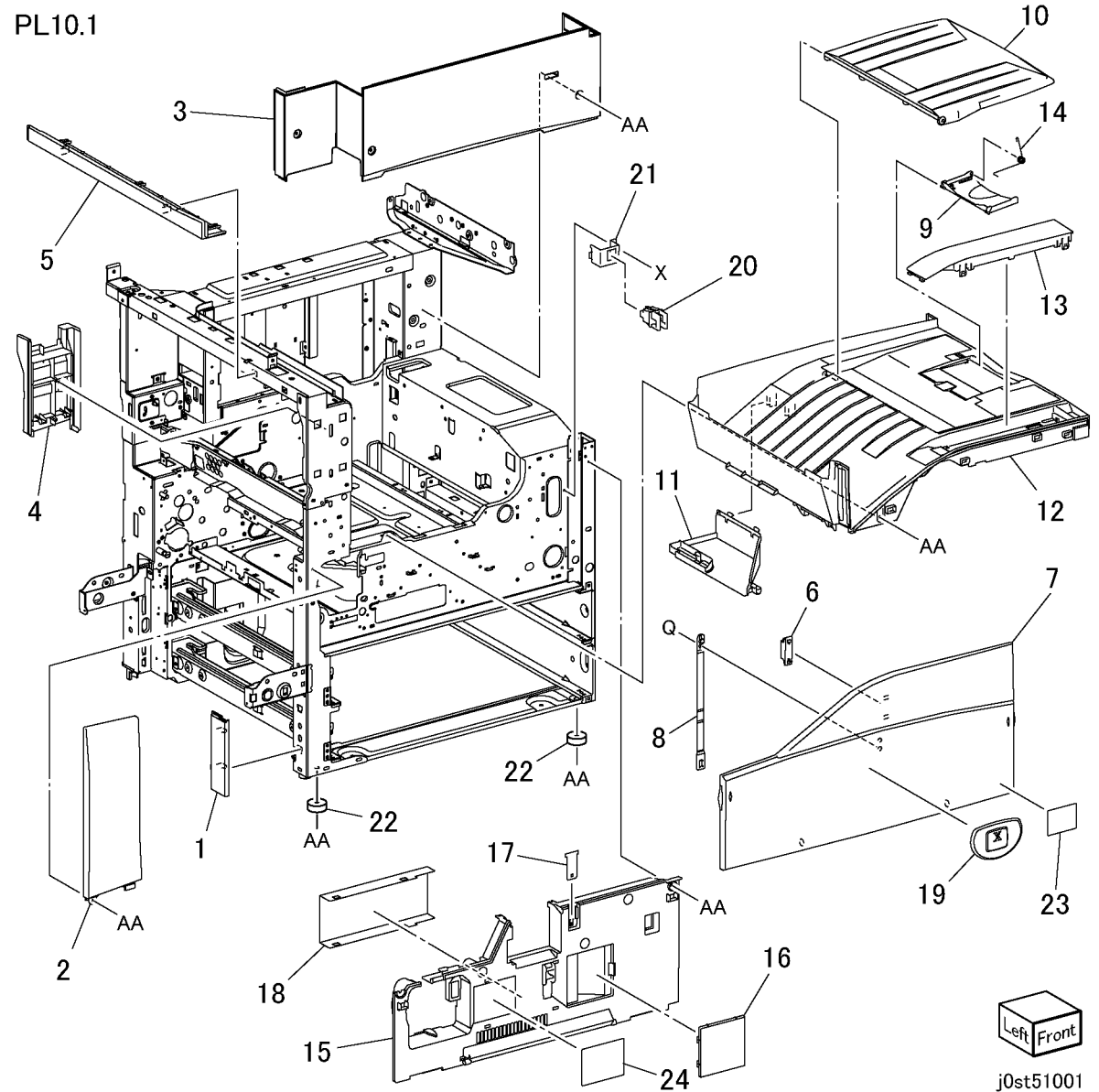


j0tp50904

PL 10.1 Cover-Front, Left

Item	Part	Description
1	802E55221	Left Front Cover
2	802E55391	Front Left Cover
3	-	Top Rear Cover (Not Spared)
4	802E55430	Exit Cover
5	-	Left Cover (Not Spared)
6	-	Magnet (Not Spared)
7	802E55341	Front Cover
8	-	Strip (Not Spared)
9	-	Stopper (Not Spared)
10	-	ADD Tray (Not Spared)
11	-	Duct (Not Spared)
12	802E55191	Top Cover
13	-	Panel Cover (Not Spared)
14	-	Spring (Not Spared)
15	802E55311	Inner Cover
16	-	Cap (Not Spared)
17	-	Plate (Not Spared)
18	-	Sheete Guide (Not Spared)
19	802K62050	Logo Label
20	110E94770	Front Cover Interlock Switch
21	-	Bracket (Not Spared)
22	-	Foot (Not Spared)
23	-	E-Star Label (Not Spared)
24	892E99040	XERO/Developer Cartridge Label

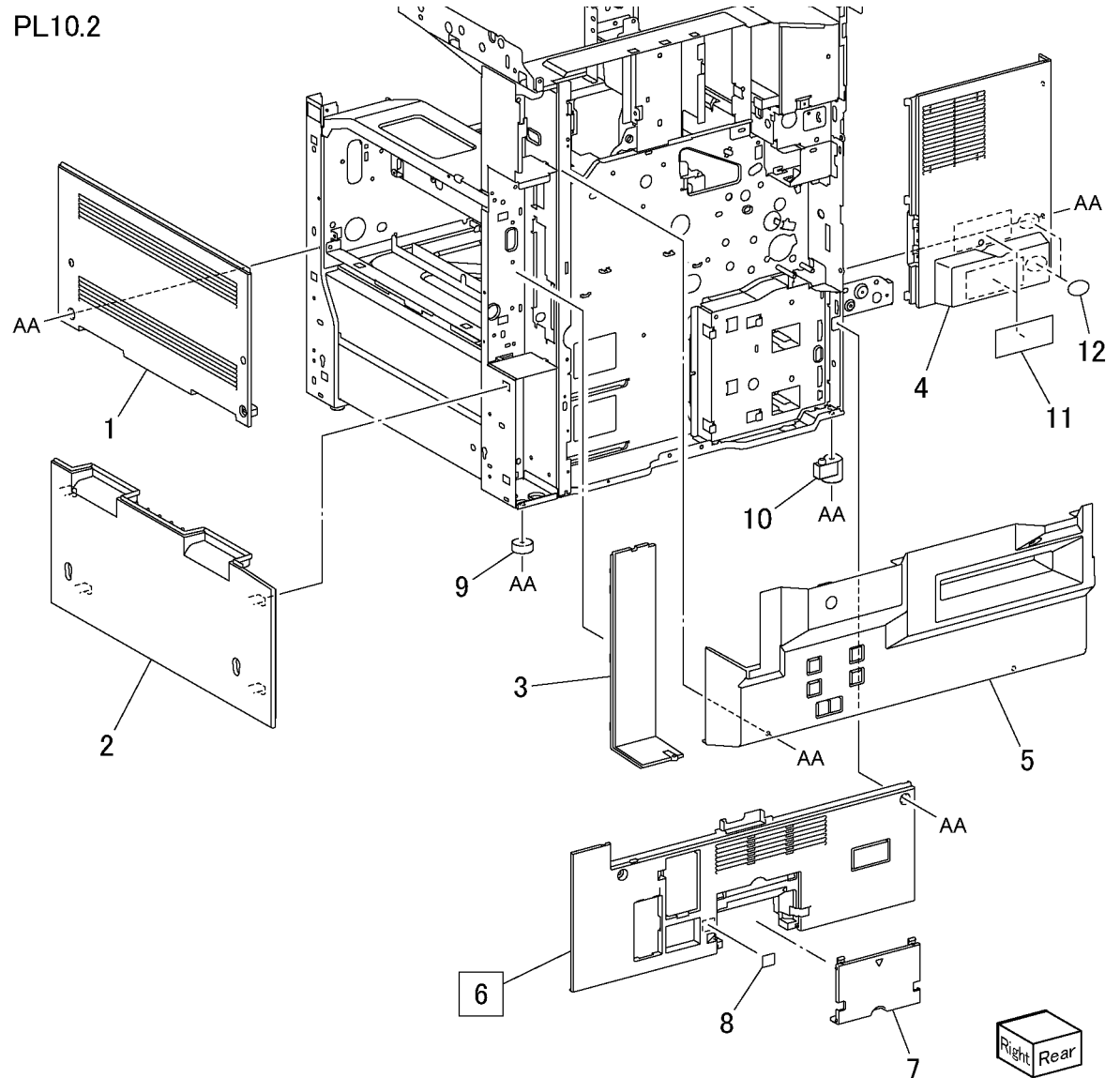
PL10.1



PL 10.2 Cover-Rear, Right

Item	Part	Description
1	802E55230	Right Upper Cover
2	802E55241	Right Lower Cover
3	-	ESS Right Cover (Not Spared)
4	802E75270	Rear Middle Cover (23/28CPM Model)
-	802E55231	Rear Middle Cover (33CPM Model)
5	802E55411	Rear Upper Cover
6	802E55281	Rear Lower Cover (REP 10.2.1)
7	-	Cover (Not Spared)
8	-	Label (Not Spared)
9	-	Foot (Not Spared)
10	-	Foot (Not Spared)
11	-	Data Plate (Not Spared)
12	-	Label(220V) (Not Spared)

PL10.2



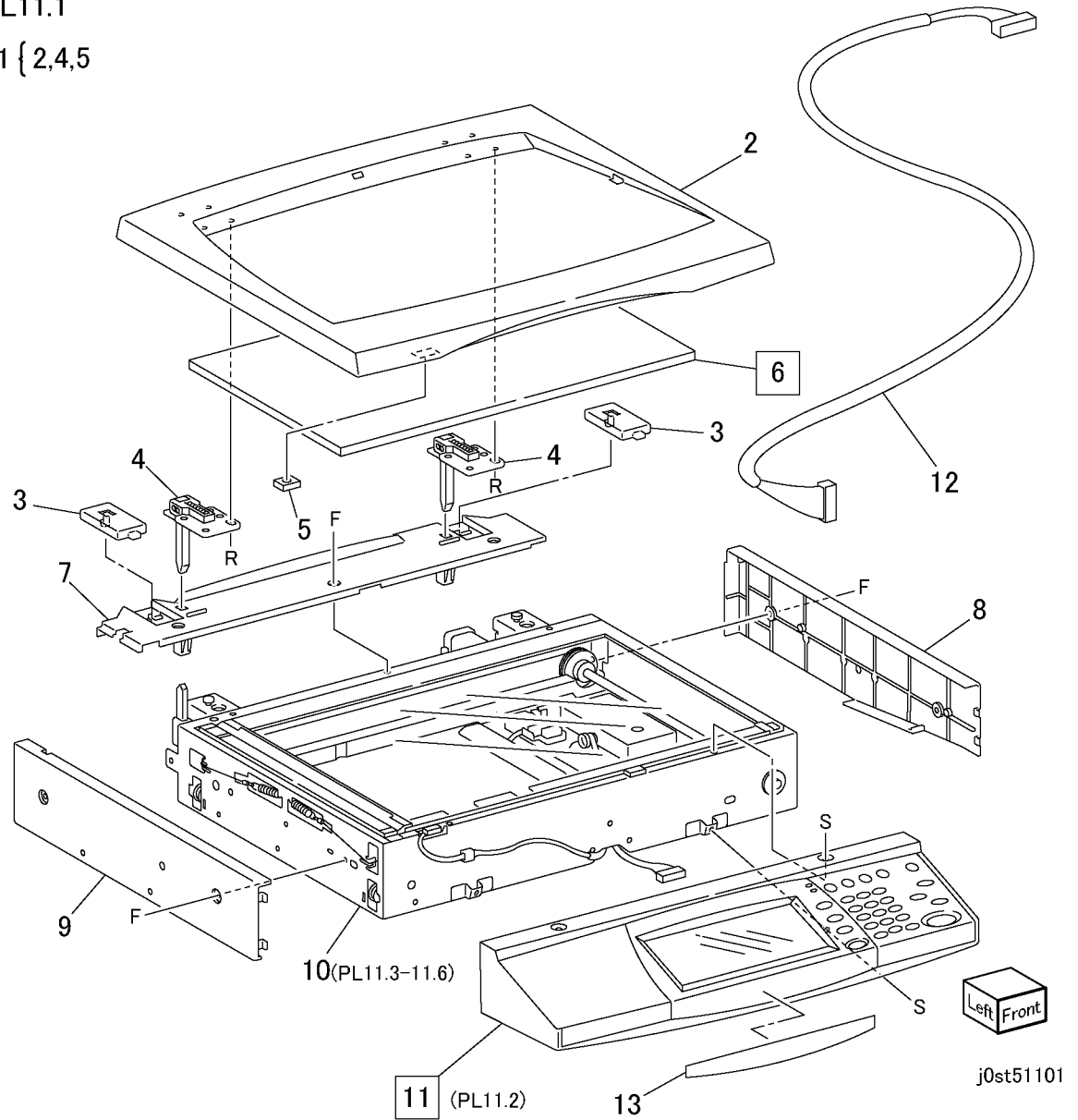
j0tp51002

PL 11.1 Platen/Cover

Item	Part	Description
1	802K55690	Platen Cover Assembly
2	802K59200	Platen Cover (With Item5)
3	-	Hinge Cover (Not Spared)
4	-	Hinge (P/O PL 11.1 Item 1)
5	-	Magnet (P/O PL 11.1 Item 1)
6	004E13450	Platen Cushion (REP 11.1.1)
7	802E54560	Top Cover
8	802E54551	Right Cover
9	802E54541	Left Cover
10	062K15572	Frame Assembly (PL 11.3, PL 11.4, PL 11.5, PL 11.6)
11	086S16209	Control Panel Assembly (PL 11.2) (REP 11.1.2)
12	-	UI Cable (Not Spared)
13	893E04480	Name Plate Copy Centre C123
-	893E04500	Name Plate Copy Centre C128
-	893E04490	Name Plate Work Centre M123
-	893E04510	Name Plate Work Centre M128
-	-	Name Plate Work Centre Pro123 (Not Spared)
-	-	Name Plate Work Centre Pro128 (Not Spared)
-	-	Name Plate Copy Centre 133 (Not Spared)
-	-	Name Plate Work Centre 133 (Not Spared)
-	-	Name Plate Work Centre Pro 133 (Not Spared)

PL11.1

1 { 2,4,5

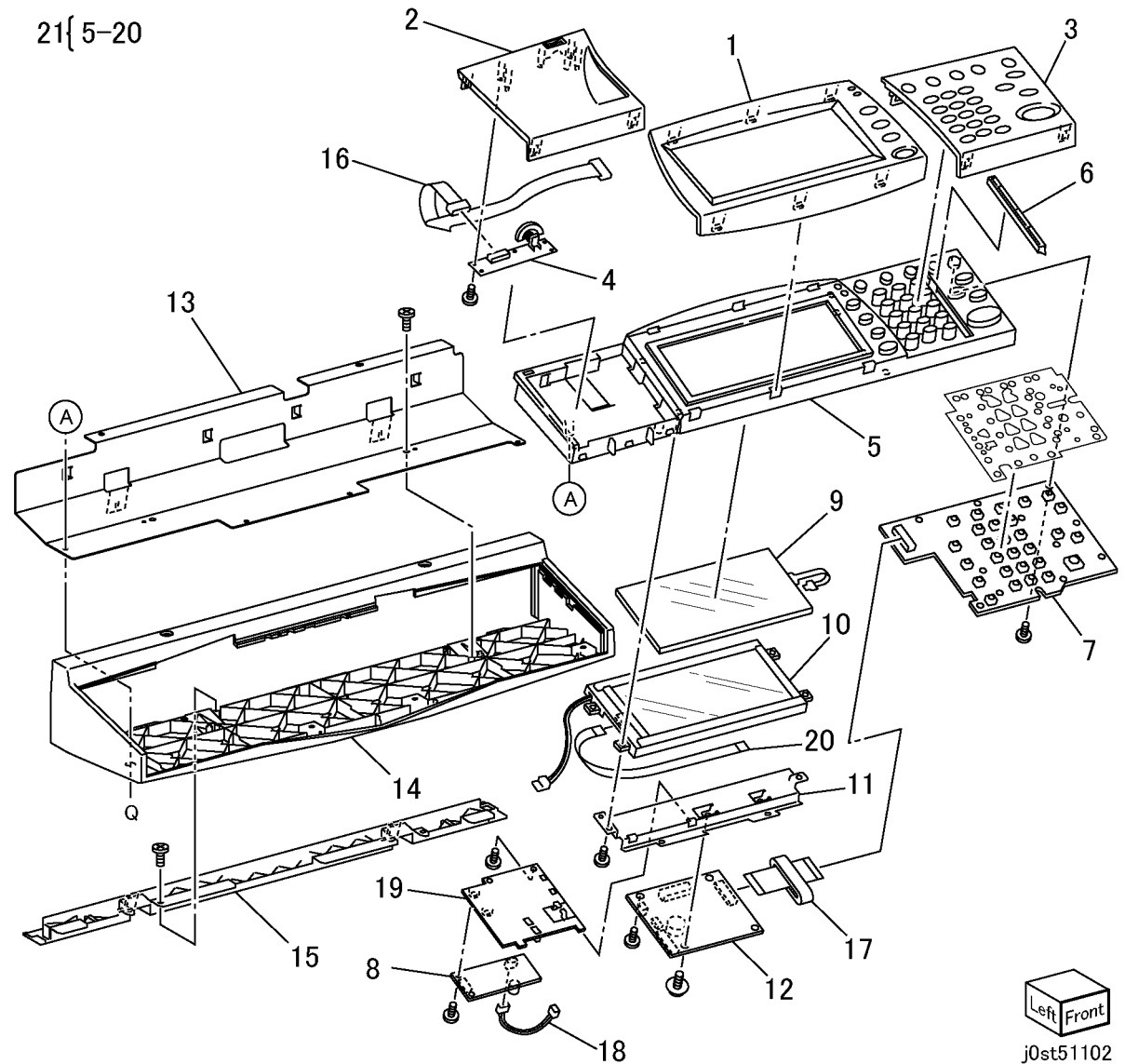


PL 11.2 Control Panel

Item	Part	Description
1	802E55521	Panel (Center)
2	802K60061	Panel (Left) (with Item4)
3	802E55532	Panel (Right)
4	-	Contrast PWB (P/O PL 11.2 Item 2)
5	-	Panel Housing (P/O PL 11.2 Item 21)
6	-	Adjust Pen (P/O PL 11.2 Item 21)
7	-	Control Panel PWB (P/O PL 11.2 Item 21)
8	160K91630	Inverter PWB
9	110K11610	Touch Panel
10	123K94950	Display Assembly
11	-	Bracket (P/O PL 11.2 Item 21)
12	960K02441	UI PWB
13	-	UI Base Frame (P/O PL 11.2 Item 21)
14	802E55550	UI Top Cover
15	-	UI Lower Cover (P/O PL 11.2 Item 21)
16	-	Wire Harness (P/O PL 11.2 Item 21)
17	-	Wire Harness (P/O PL 11.2 Item 21)
18	-	Wire Harness (P/O PL 11.2 Item 21)
19	-	Support (P/O PL 11.2 Item 21)
20	-	Wire Harness (P/O PL 11.2 Item 21)
21	802K64711	Control Panel (P/O PL 11.2 Item 21)

PL11.2

21{5-20

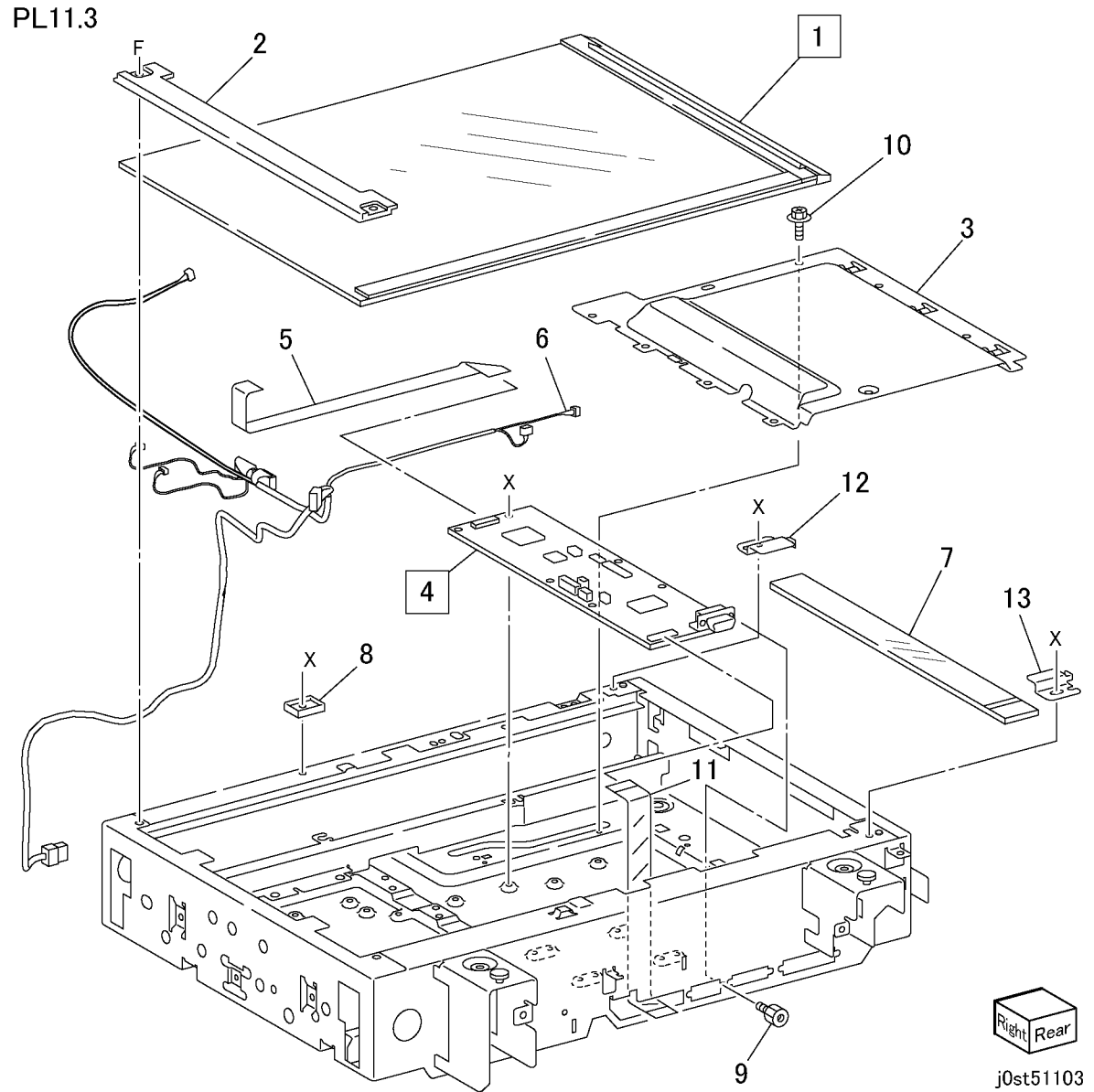


Left Front

j0st51102

PL 11.3 Platen Glass

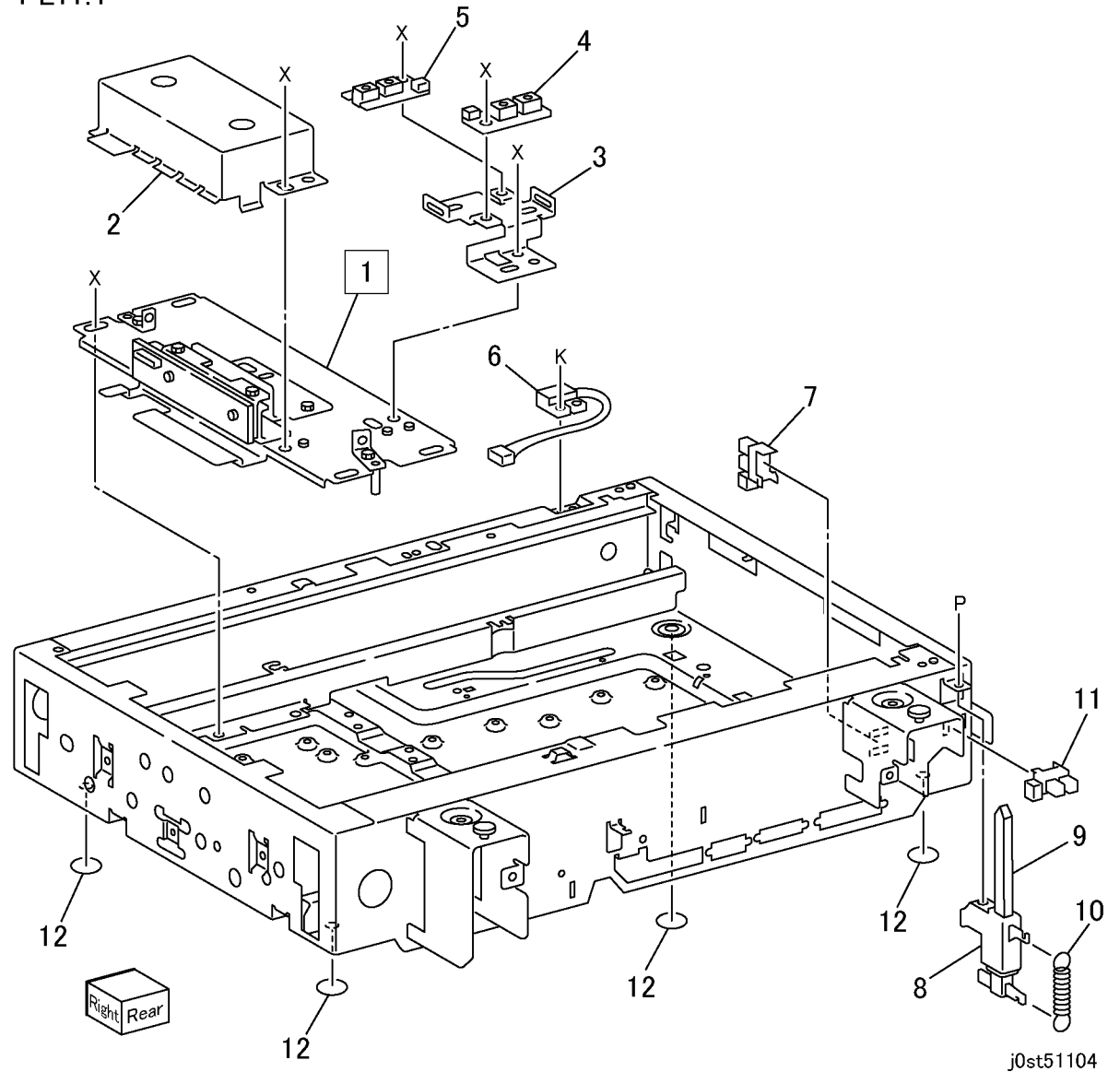
Item	Part	Description
1	090K02331	Platen Glass (REP 11.3.1)
2	815E04811	Right Side Plate
3	-	IPS Cover (P/O PL 11.1 Item 10)
4	160K99811	IIT/IPS PWB (REP 11.3.2)
5	117E21630	CCD Flat Cable
6	-	Wire Harness (P/O PL 11.1 Item 10)
7	090K93011	Left Side Plate
8	-	Platen Glass Plate (P/O PL 11.1 Item 10)
9	-	Lock Screw (P/O PL 11.1 Item 10)
10	-	Screw (Not Spared)
11	-	ESS Flat Cable (Not Spared)
12	-	Support Glass (P/O PL 11.1 Item 10)
13	-	Support Glass (P/O PL 11.1 Item 10)



PL 11.4 CCD PWB, Sensor

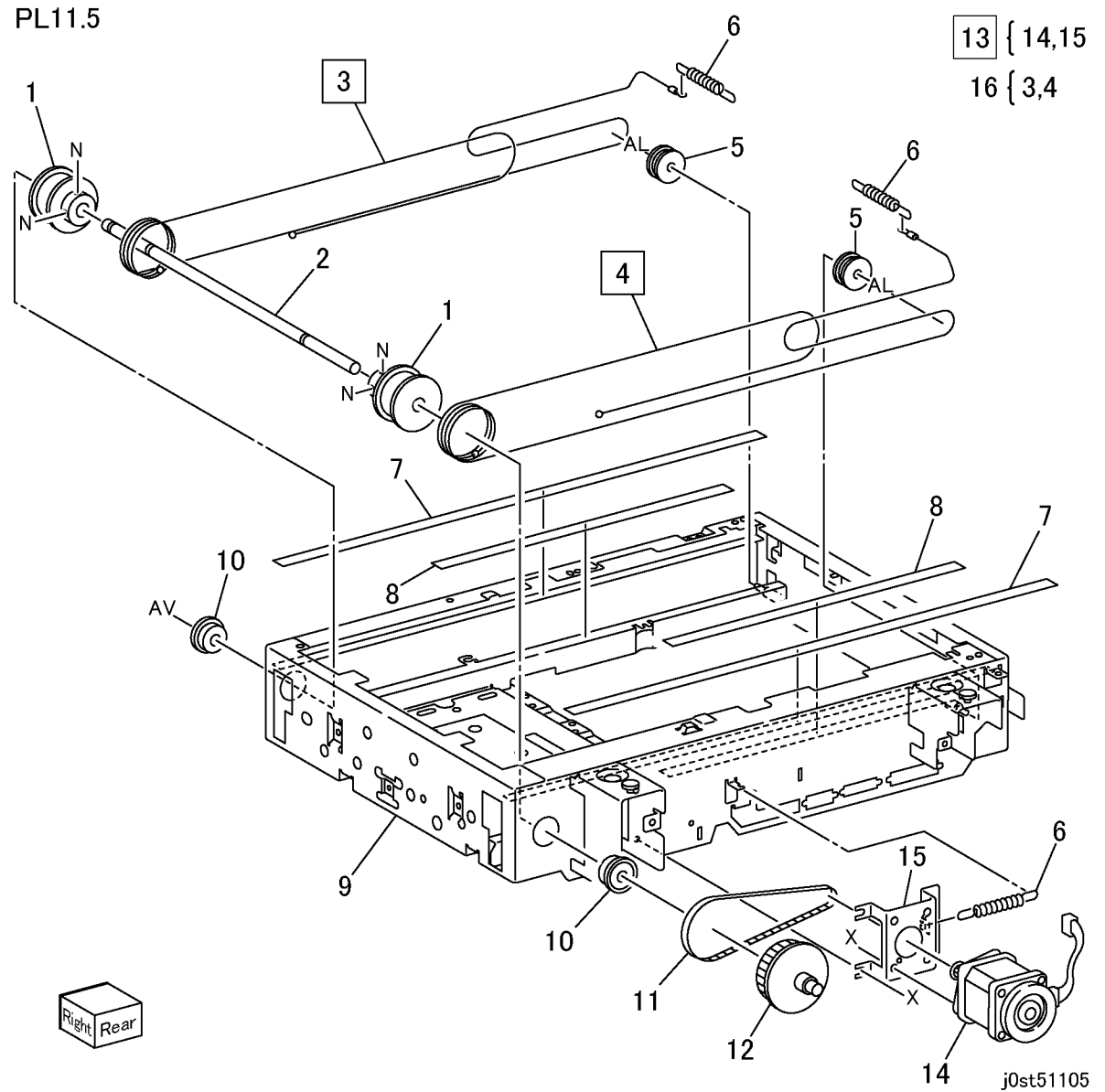
Item	Part	Description
1	062K14502	Lens Kit Assembly (REP 11.4.1)
2	-	Lens Cover (P/O PL 11.1 Item 10)
3	-	Bracket (P/O PL 11.1 Item 10)
4	130K64150	APS Sensor
5	130K64150	APS Sensor
6	110K11960	Platen Open Switch
7	130E85970	IIT Registration Sensor
8	-	Support (P/O PL 11.1 Item 10)
9	120E22030	Actuator
10	-	Spring (P/O PL 11.1 Item 10)
11	130E85970	Platen Angle Sensor
12	-	Seal (P/O PL 11.1 Item 10)

PL11.4



PL 11.5 Carriage Cable/Motor

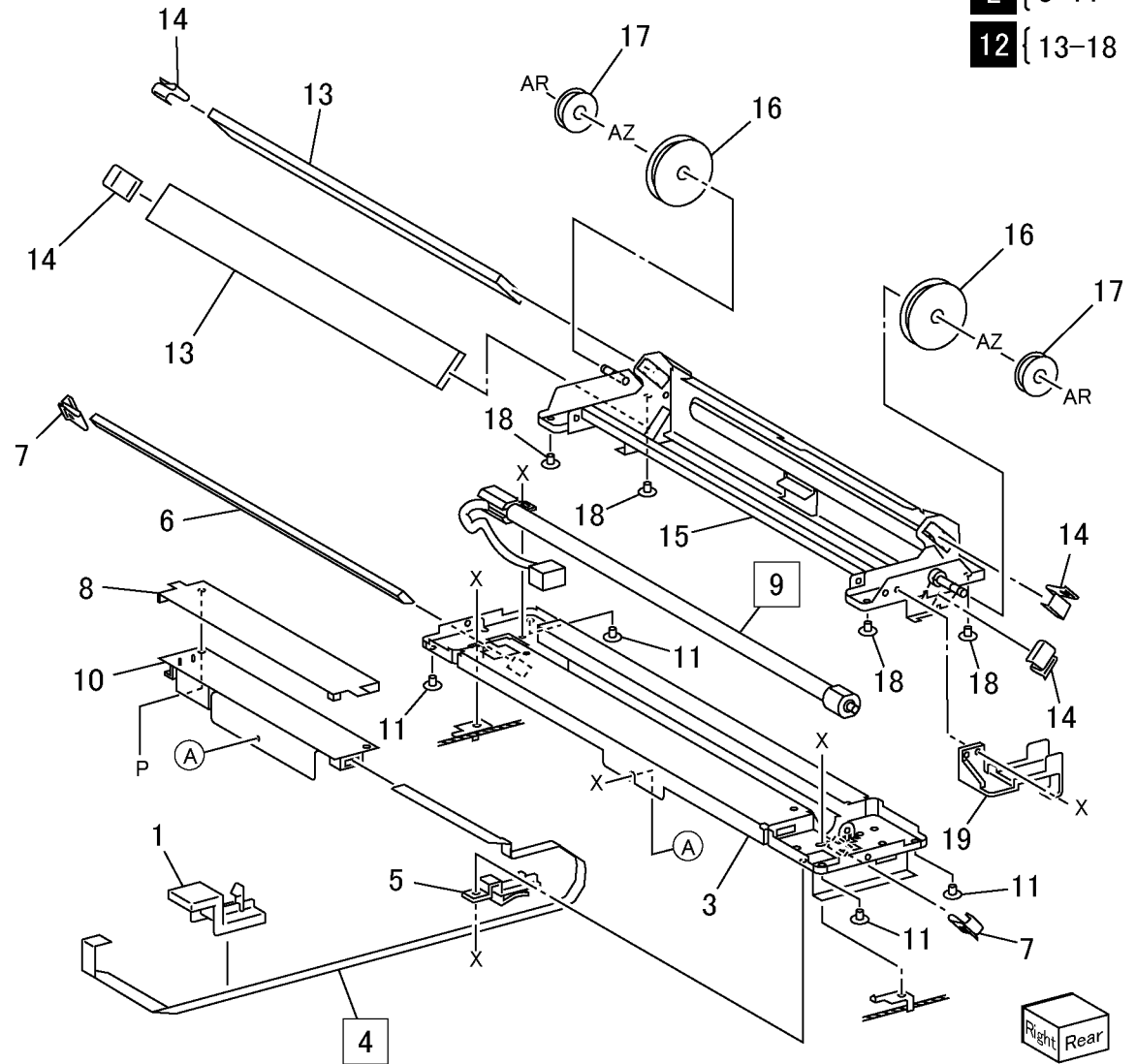
Item	Part	Description
1	-	Capstan Pulley (P/O PL 11.1 Item 10)
2	-	Capstan Shaft (P/O PL 11.1 Item 10)
3	-	Front Carriage Cable (REP 11.5.1) (P/O PL 11.5 Item 16)
4	-	Rear Carriage Cable (REP 11.5.1) (P/O PL 11.5 Item 16)
5	020E37030	Pulley
6	604K20440	Spring Kit
7	-	Tape (P/O PL 11.1 Item 10)
8	-	Tape (P/O PL 11.1 Item 10)
9	-	Frame (P/O PL 11.1 Item 10)
10	-	Bearing (P/O PL 11.1 Item 10)
11	023E21210	Belt
12	-	Timing Pulley (P/O PL 11.1 Item 10)
13	127K38190	Carriage Motor Assembly (Item 14.15) (REP 11.5.2)
14	-	Carriage Motor (P/O PL 11.5 Item 13)
15	-	Bracket (P/O PL 11.5 Item 13)
16	604K20510	Cable Kit



PL 11.6 Full/Half Rate Carriage

Item	Part	Description
1	-	Harness Guide (P/O PL 11.6 Item 2)
2	041K94470	Full Rate Carriage Assembly (Item1,3-11) (ADJ 11.6.11)
3	-	Full Rate Carriage (P/O PL 11.6 Item 2)
4	117E21570	Lamp Wire Harness (REP 11.6.2)
5	-	Guide (P/O PL 11.6 Item 2)
6	062E10800	No.1 Mirror
7	-	Clip (P/O PL 11.6 Item 2)
8	-	Insulator (P/O PL 11.6 Item 2)
9	122K93480	Exposure Lamp (REP 11.6.1)
10	105E12140	Lamp Ballast PWB
11	-	Pad (P/O PL 11.6 Item 2)
12	041K94440	Half Rate Carriage Assembly (Item13-18) (ADJ 11.6.1)
13	-	No.2,No.3 Mirror (P/O PL 11.6 Item 12)
14	-	Clip (P/O PL 11.6 Item 12)
15	-	Half Rate Carriage (P/O PL 11.6 Item 12)
16	-	Pulley (P/O PL 11.6 Item 12)
17	-	Pulley (P/O PL 11.6 Item 12)
18	-	Pad (P/O PL 11.6 Item 12)
19	-	Guide (P/O PL 11.6 Item 12)

PL11.6



2 { 3-11
12 { 13-18

jOst51106

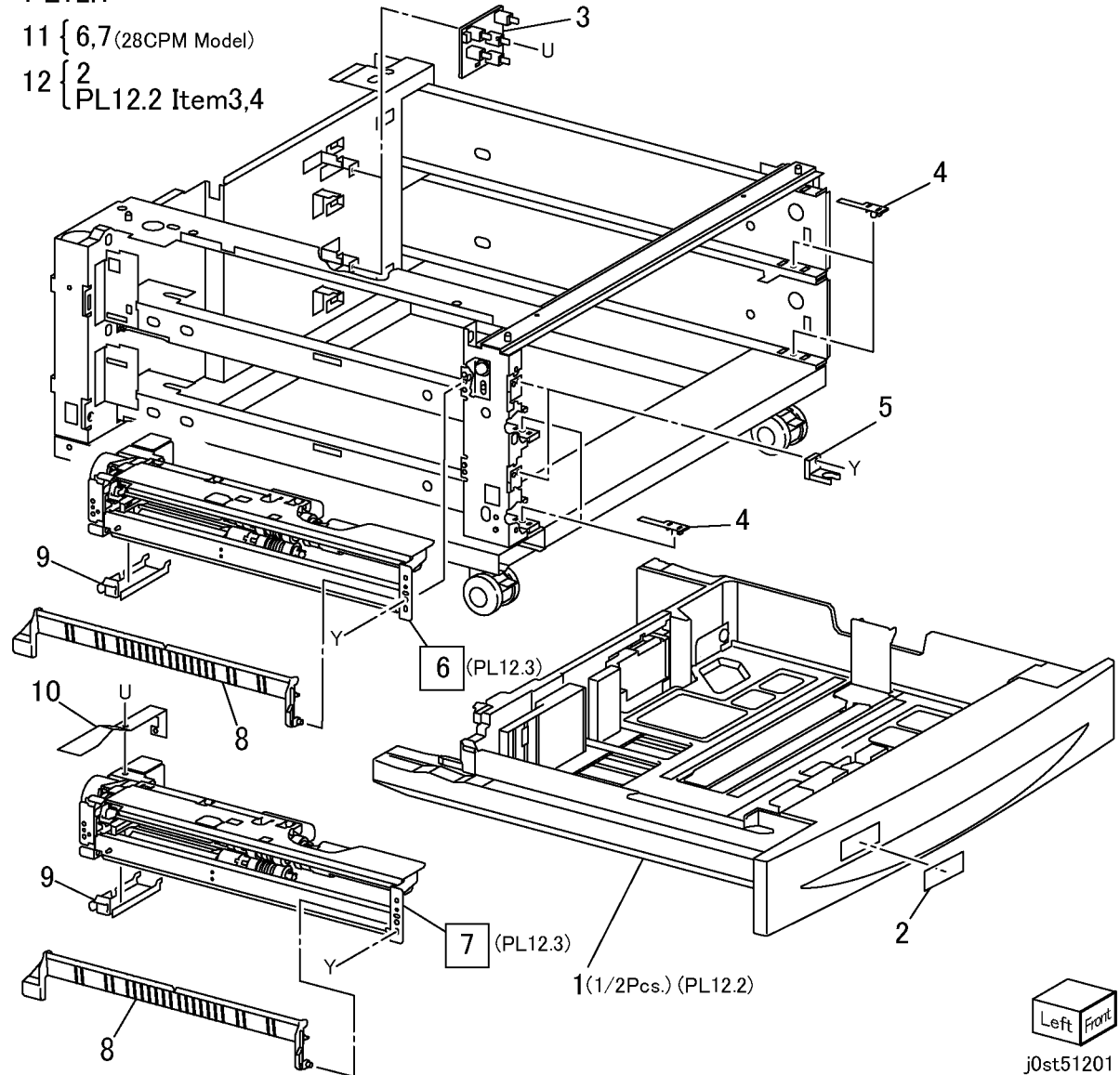
PL 12.1 Tray, Feeder Assembly-2Tray

Item	Part	Description
1	050K49840	Tray 3/4 Assembly (PL 12.2)
2	-	Label (No.3) (P/O PL 12.1 Item 12)
-	-	Label (No.4) (P/O PL 12.1 Item 12)
3	110K 11680	Tray 3/4 Paper Size Switch
4	014E 51110	Tray Spacer
5	003E 61510	Tray Stopper
6	-	Tray 3 Feeder (28CPM Model)(REP 12.1.1) (P/O PL 12.1 Item 11)
-	059K40370	Tray 3 Feeder (33CPM Model)(REP 12.1.1)
7	-	Tray 4 Feeder (28CPM Model)(REP 12.1.2) (P/O PL 12.1 Item 11)
-	059K40370	Tray 4 Feeder (33CPM Model)(REP 12.1.2)
8	054E 25722	Feed Out Chute
9	-	Sensor Cover (Not Spared)
10	-	Cover (Not Spared)
11	604K 20710	Tray 3/4 Feeder Kit (28CPM Model)
12	604K 20550	Tray Label Kit

PL12.1

11 { 6,7(28CPM Model)

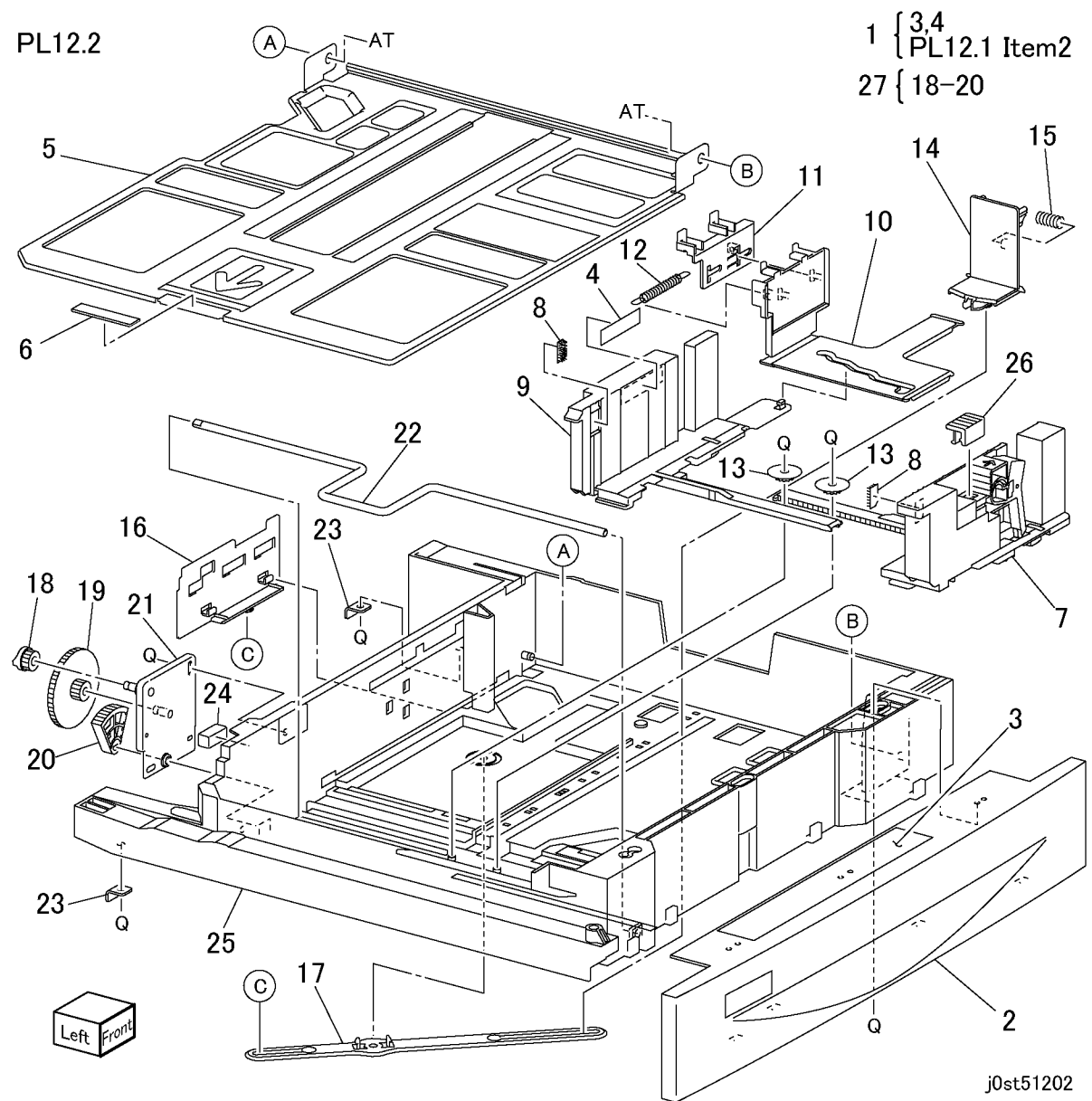
12 { 2
PL12.2 Item3,4



j0st51201

PL 12.2 Tray 3/4 Assembly-2Tray

Item	Part	Description
1	604K20550	Tray Label Kit
2	-	Tray Cover (P/O PL 12.1 Item 1)
3	-	Label (Instruction) (P/O PL 12.2 Item 1)
4	-	Label (Max) (P/O PL 12.2 Item 1)
5	-	Bottom Plate (P/O PL 12.1 Item 1)
6	-	Bottom Pad (P/O PL 12.1 Item 1)
7	-	Front Side Guide (P/O PL 12.1 Item 1)
8	-	Tray Pad (P/O PL 12.1 Item 1)
9	-	Rear Side Guide (P/O PL 12.1 Item 1)
10	-	Side Guide Actuator (P/O PL 12.1 Item 1)
11	-	Guide Actuator (P/O PL 12.1 Item 1)
12	-	Spring (P/O PL 12.1 Item 1)
13	-	Pinion Gear (P/O PL 12.1 Item 1)
14	-	End Guide (P/O PL 12.1 Item 1)
15	-	Spring (P/O PL 12.1 Item 1)
16	-	End Guide Actuator (P/O PL 12.1 Item 1)
17	-	Link (P/O PL 12.1 Item 1)
18	-	Coupling Gear (13T) (P/O PL 12.2 Item 27)
19	-	Gear (13T/60T) (P/O PL 12.2 Item 27)
20	-	Sector Gear (60T) (P/O PL 12.2 Item 27)
21	-	Bracket (P/O PL 12.1 Item 1)
22	-	Lift Up Shaft (P/O PL 12.1 Item 1)
23	-	Stopper (P/O PL 12.1 Item 1)
24	-	Seal (P/O PL 12.1 Item 1)
25	-	Tray (P/O PL 12.1 Item 1)
26	010E93341	Slide Lock
27	604K20540	Tray Gear Kit

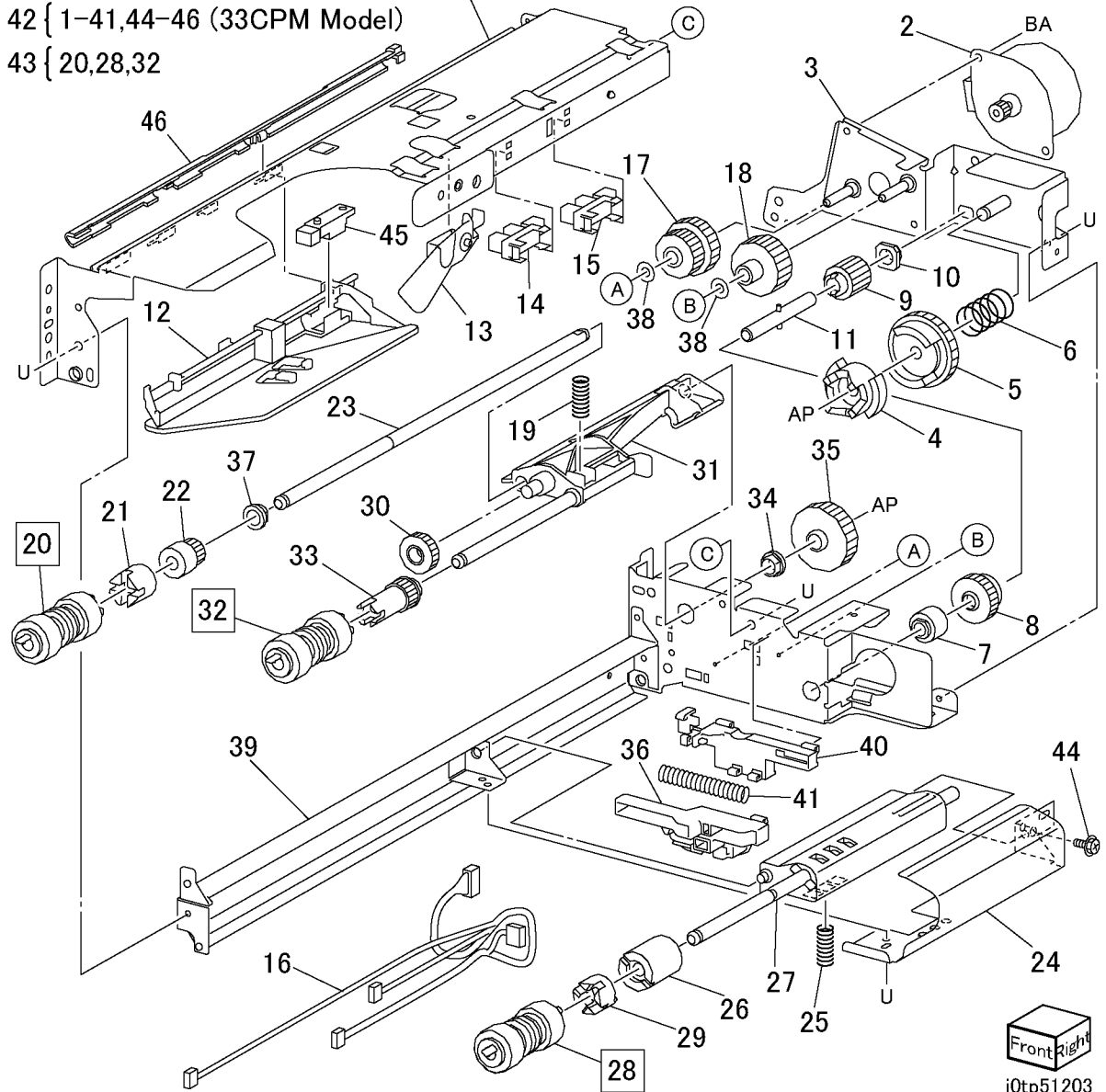


PL 12.3 Tray 3/4 Feeder-2Tray

Item	Part	Description
1	-	Upper Frame (P/O PL 12.3 Item 42)
2	127K38170	Tray 3/4 Feed/Lift Up Motor
3	-	Bracket (P/O PL 12.3 Item 42)
4	-	Spacer (P/O PL 12.3 Item 42)
5	-	Gear (31T) (P/O PL 12.3 Item 42)
6	-	Spring (P/O PL 12.3 Item 42)
7	-	Oneway Clutch (P/O PL 12.3 Item 42)
8	-	Oneway Gear (P/O PL 12.3 Item 42)
9	-	Gear (33T) (P/O PL 12.3 Item 42)
10	-	Bearing (P/O PL 12.3 Item 42)
11	-	Shaft (P/O PL 12.3 Item 42)
12	-	Front Chute (P/O PL 12.3 Item 42)
13	120E22481	Actuator
14	930W00113	Tray 3/4 Level Sensor
15	930W00113	Tray 3/4 No Paper Sensor
16	962K19691	Wire Harness (28CPM Model)
17	962K18912	Wire Harness (33CPM Model)
18	-	Gear (28T/21T) (P/O PL 12.3 Item 42)
19	-	Gear (29T) (P/O PL 12.3 Item 42)
20	-	Spring (P/O PL 12.3 Item 42)
21	-	Feed Roll (REP 12.3.1) (P/O PL 12.3 Item 43)
22	005K05890	Oneway Clutch
23	005K06760	Oneway Gear (22T)
24	-	Shaft (P/O PL 12.3 Item 42)
25	-	Chute (P/O PL 12.3 Item 42)
26	-	Spring (P/O PL 12.3 Item 42)
27	005K07010	Friction Clutch
28	-	Support Assembly
29	-	Retard Roll (REP 12.3.1) (P/O PL 12.3 Item 43)
30	-	Spacer (P/O PL 12.3 Item 42)
31	-	Gear (13T) (P/O PL 12.3 Item 42)
32	-	Support Assembly
33	-	Nudger Roll (REP 12.3.1) (P/O PL 12.3 Item 43)
34	-	Gear (25T) (P/O PL 12.3 Item 42)
35	-	Bearing (P/O PL 12.3 Item 42)
36	-	Gear (34T) (P/O PL 12.3 Item 42)
37	-	Lever (P/O PL 12.3 Item 42)
38	-	Bearing (P/O PL 12.3 Item 42)
39	-	Washer (P/O PL 12.3 Item 42)
40	-	Lower Frame (P/O PL 12.3 Item 42)
41	-	Holder (P/O PL 12.3 Item 42)
42	-	Spring (P/O PL 12.3 Item 42)
43	-	Tray 3/4 Feeder Assembly (P/O PL 12.1 Item 11) (28CPM Model)
44	-	Tray 3/4 Feeder Assembly (P/O PL 12.1 Item 6) (33CPM Model)
45	604K20530	Feeder Roll Kit (Feed/Nudger/Retard)
46	-	Screw (P/O PL 12.3 Item 42)
47	930W00211	Tray 3/4 Per Feed Sensor (33CPM Model)
48	-	Harness Holder(CTR) (28CPM Model) (P/O PL 12.3 Item 42)
49	113E37571	Harness Holder(CTR) (33CPM Model)

PL12.3

- 42 { 1-41,44,46 (28CPM Model)
- 42 { 1-41,44-46 (33CPM Model)
- 43 { 20,28,32

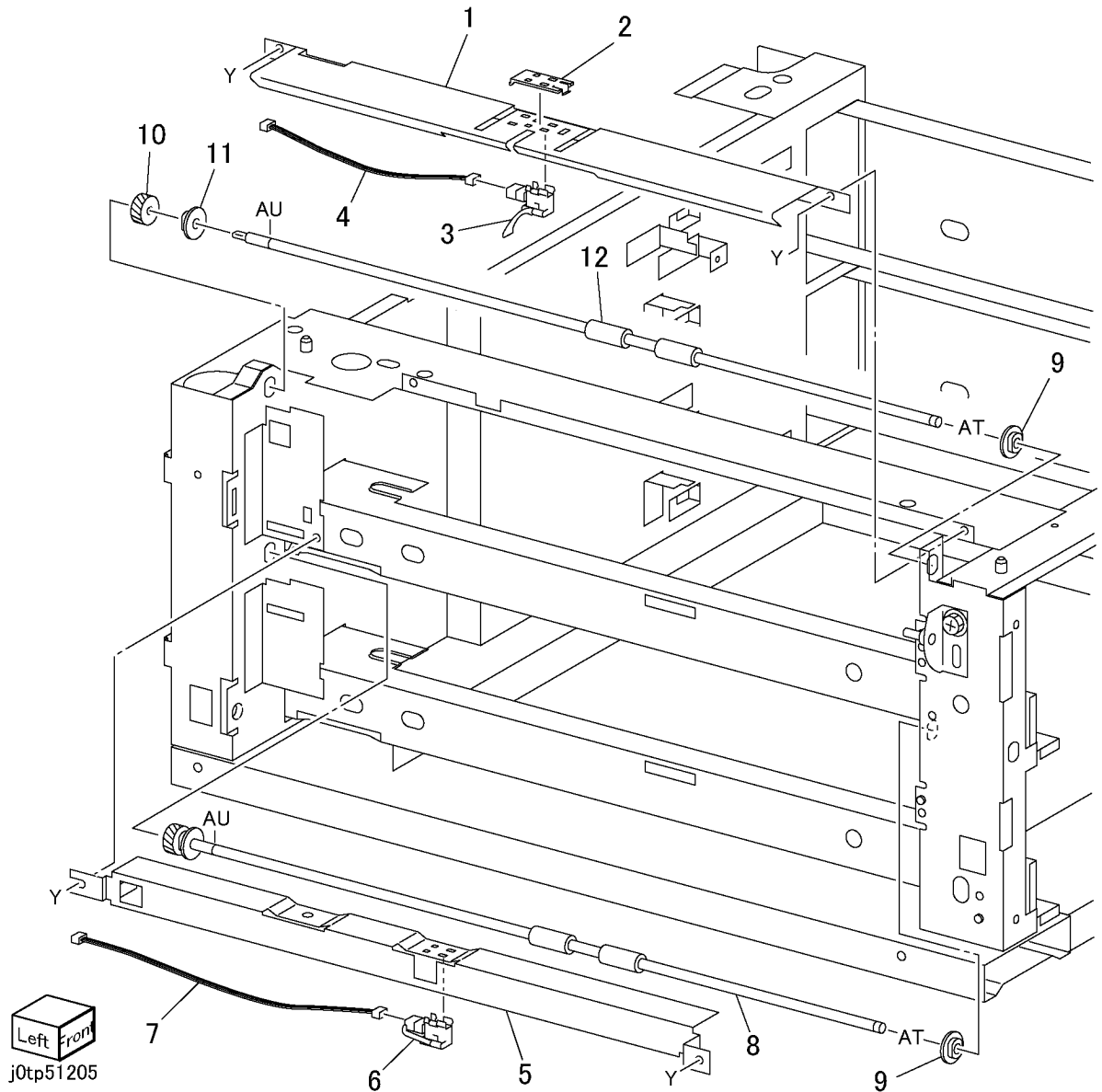


PL 12.5 Takeaway Roll-2Tray

Item	Part	Description
1	-	Chute (Not Spared)
2	-	Cover (Not Spared)
3	130K64121	Tray 3 Feed Out Sensor
4	962K18171	Wire Harness
5	-	Chute (Not Spared)
6	130K64471	Tray 4 Feed Out Sensor
7	962K18900	Wire Harness
8	059K26250	Takeaway Roll Assembly (Item 10-12)(28CPM Model)
9	604K20720	Bearing Kit
10	-	Gear(16T)(28CPM Model)(P/O PL 12.5 Item 8)
-	807E08650	Gear(16T)(33CPM Model)
11	-	Bearing(28CPM Model)(P/O PL 12.5 Item 8)
-	-	Bearing(33CPM Model)
12	-	Takeaway Roll(28CPM Model)(P/O PL 12.5 Item 8)
-	059K40380	Takeaway Roll(33CPM Model)

PL12.5

8 {10-12 (28CPM Model)}

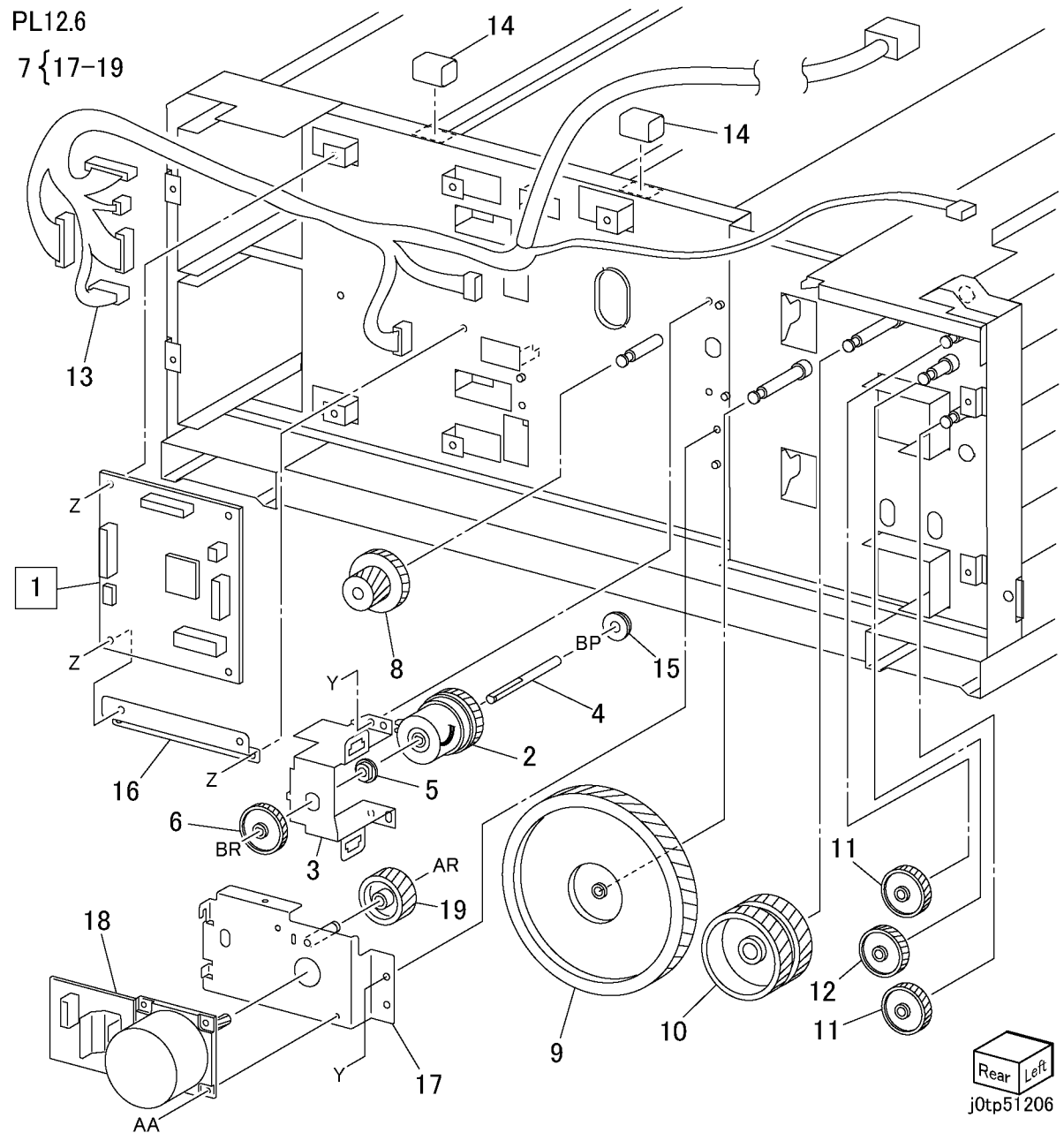


PL 12.6 Electrical-2Tray

Item	Part	Description
1	160K97456	2Tray Module PWB(28CPM Model)(REP 12.6.1)
-	960K05030	2Tray Module PWB(33CPM Model)(REP 12.6.1)
2	121K31530	2Tray Module Takeaway Roll Clutch
3	-	Bracket (Not Spared)
4	-	Shaft (Not Spared)
5	-	Bearing (Not Spared)
6	-	Gear (38T) (Not Spared)
7	007K89301	2Tray Module Takeaway Motor Assembly (Item17-19)(28CPM Model)
-	007K93800	2Tray Module Takeaway Motor Assembly (Item17-19)(33CPM Model)
8	-	Gear (22T/40T) (Not Spared)
9	-	Gear (126T) (Not Spared)
10	-	Gear (60T) (Not Spared)
11	-	Gear (37T) (Not Spared)
12	-	Gear (32T) (Not Spared)
13	962K18162	Wire Harness(28CPM Model)
-	962K30410	Wire Harness(33CPM Model)
14	-	Gasket (Not Spared)
15	604K20720	Bearing
16	-	Bracket (33CPM Model)(Not Spared)
17	-	Bracket (P/O PL 12.6 Item 7)
18	-	2Tray Module Takeaway Motor (28CPM Model) (P/O PL 12.6 Item 7)
-	127K48490	2Tray Module Takeaway Motor (33CPM Model)
19	-	Gear(36T/72T) (28CPM Model) (P/O PL 12.6 Item 7)
-	-	Gear(50T) (33CPM Model) (P/O PL 12.6 Item 7)

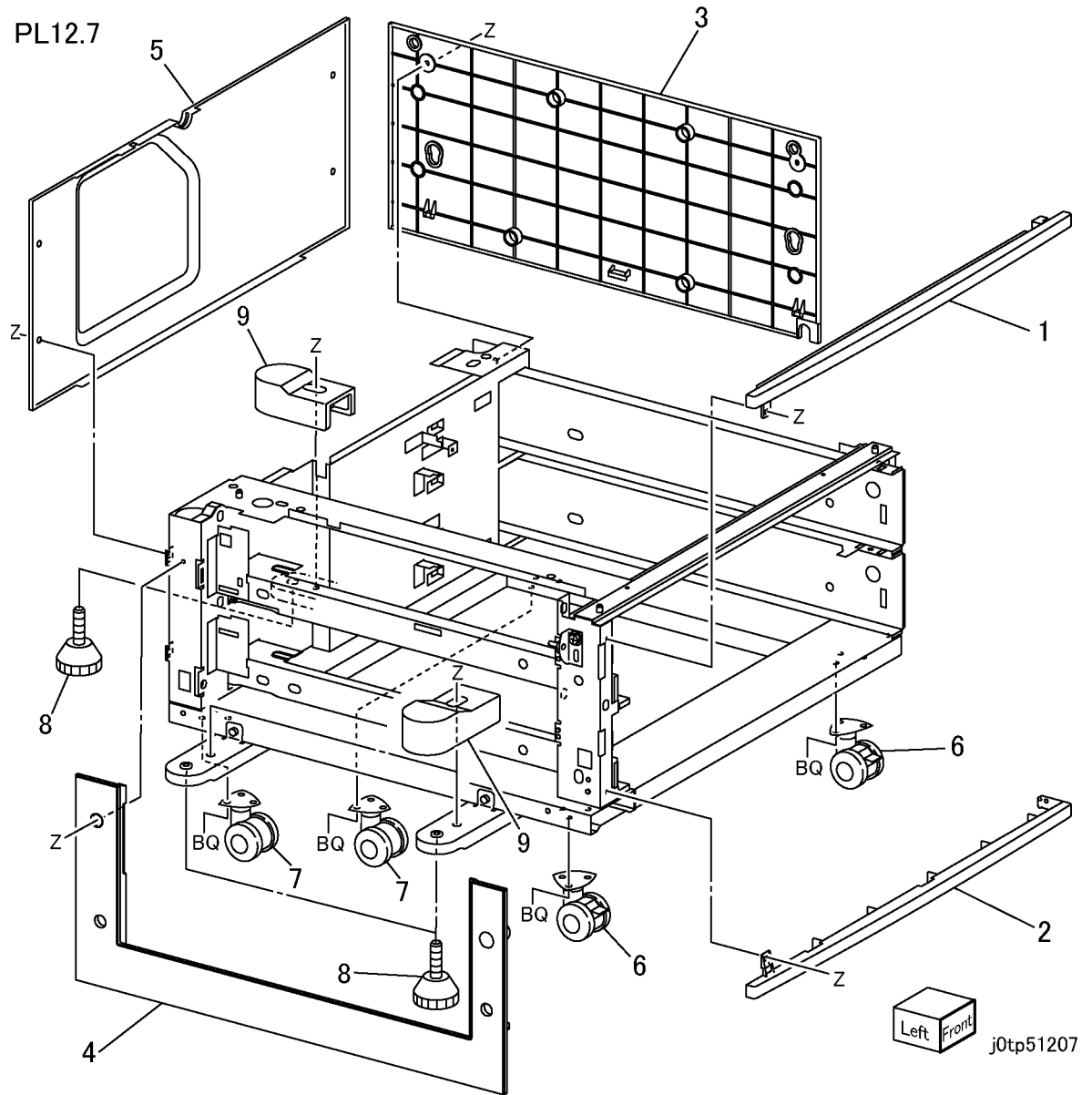
PL12.6

7 {17-19



PL 12.7 Cover-2Tray

Item	Part	Description
1	-	Top Cover (Not Spared)
2	-	Foot Cover (Not Spared)
3	802E54750	Right Cover
4	802E54762	Left Cover
5	802E54771	Rear Cover
6	-	Caster (Stopper) (Not Spared)
7	-	Caster (Not Spared)
8	-	Foot (Not Spared)
9	-	Foot Cover (Not Spared)

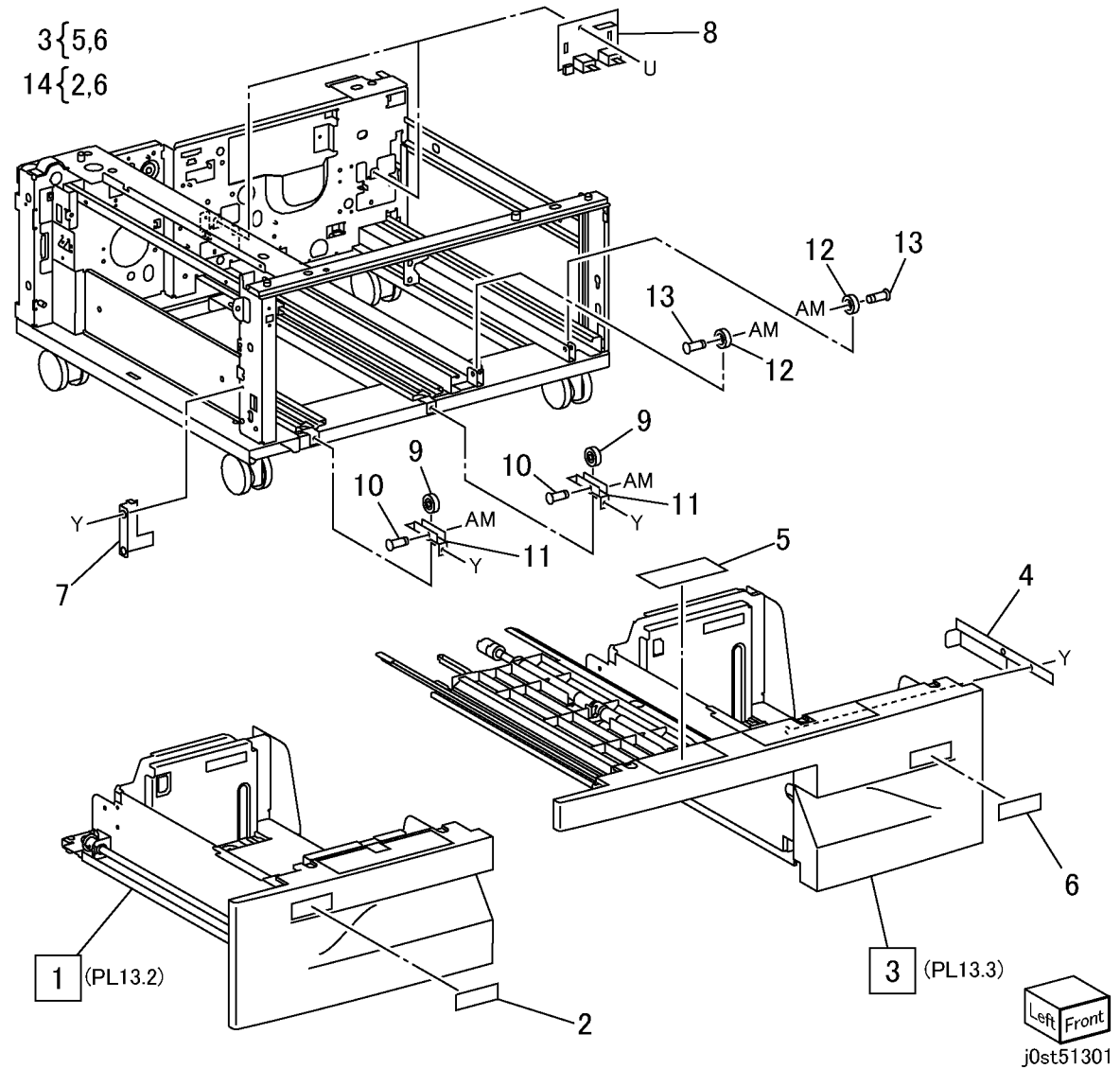


PL 13.1 Tray 3/4 Assembly-Tandem Tray

Item	Part	Description
1	050K49430	Tray 3 Assembly (PL 13.2) (REP 13.1.1) (with Item2)
2	-	Label (3) (P/O PL 13.1 Item 14)
3	050K49410	Tray 4 Assembly (PL 13.3) (REP 13.1.2) (With Item5,6)
4	-	Tray 4 Stopper (P/O PL 13.1 Item 3)
5	-	Label (P/O PL 13.1 Item 3)
6	-	Label (4) (P/O PL 13.1 Item 14)
7	-	Tray 3 Stopper (Not Spared)
8	110K11820	Tray 3/4 Paper Size Switch
9	059E98210	Roll
10	-	Shaft (Not Spared)
11	-	Bracket (Not Spared)
12	059E98210	Roll
13	-	Shaft (Not Spared)
14	604K20550	Tray Label Kit

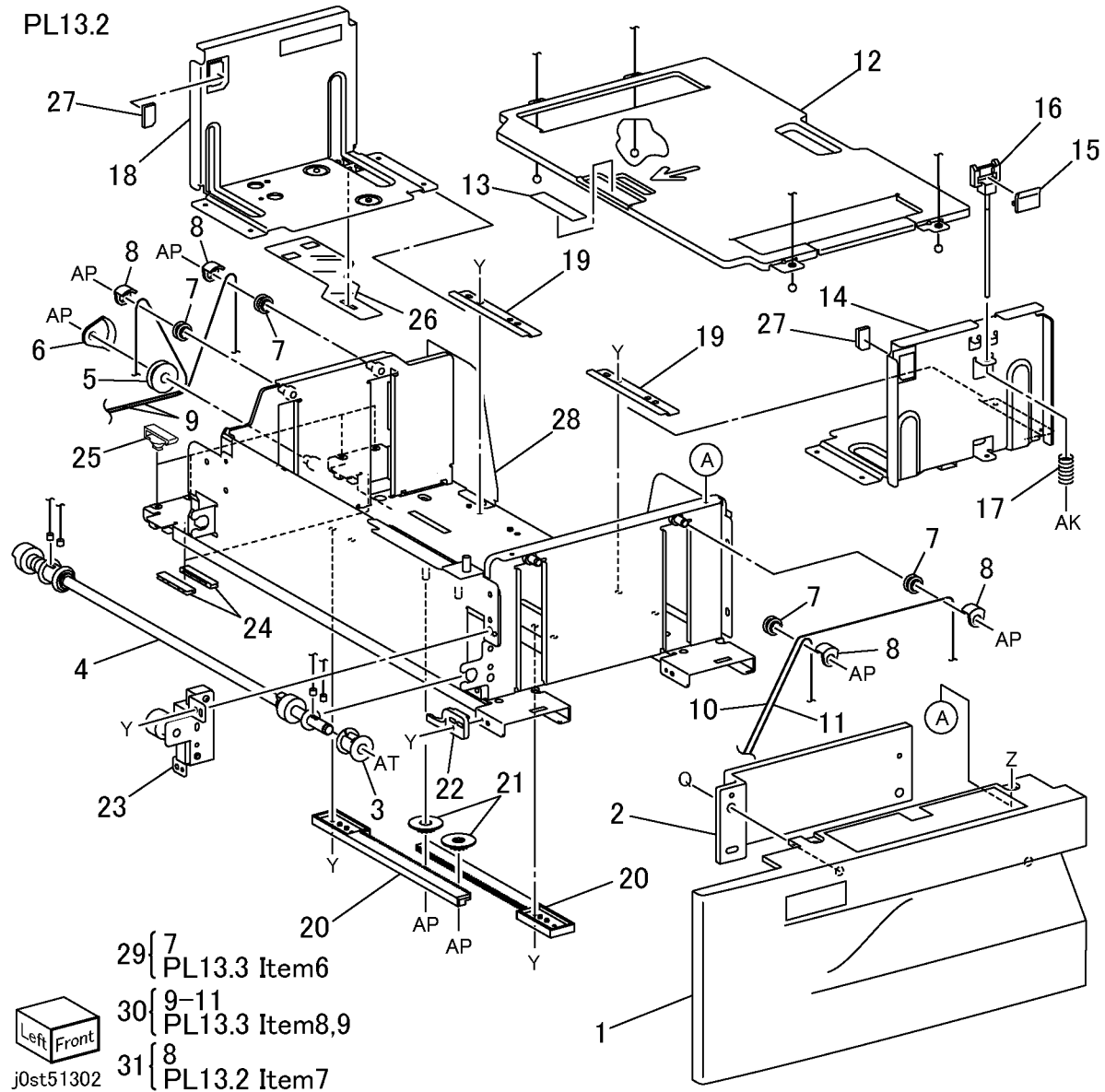
PL13.1

3 { 5,6
14 { 2,6



PL 13.2 Tray 3 Assembly-Tandem Tray

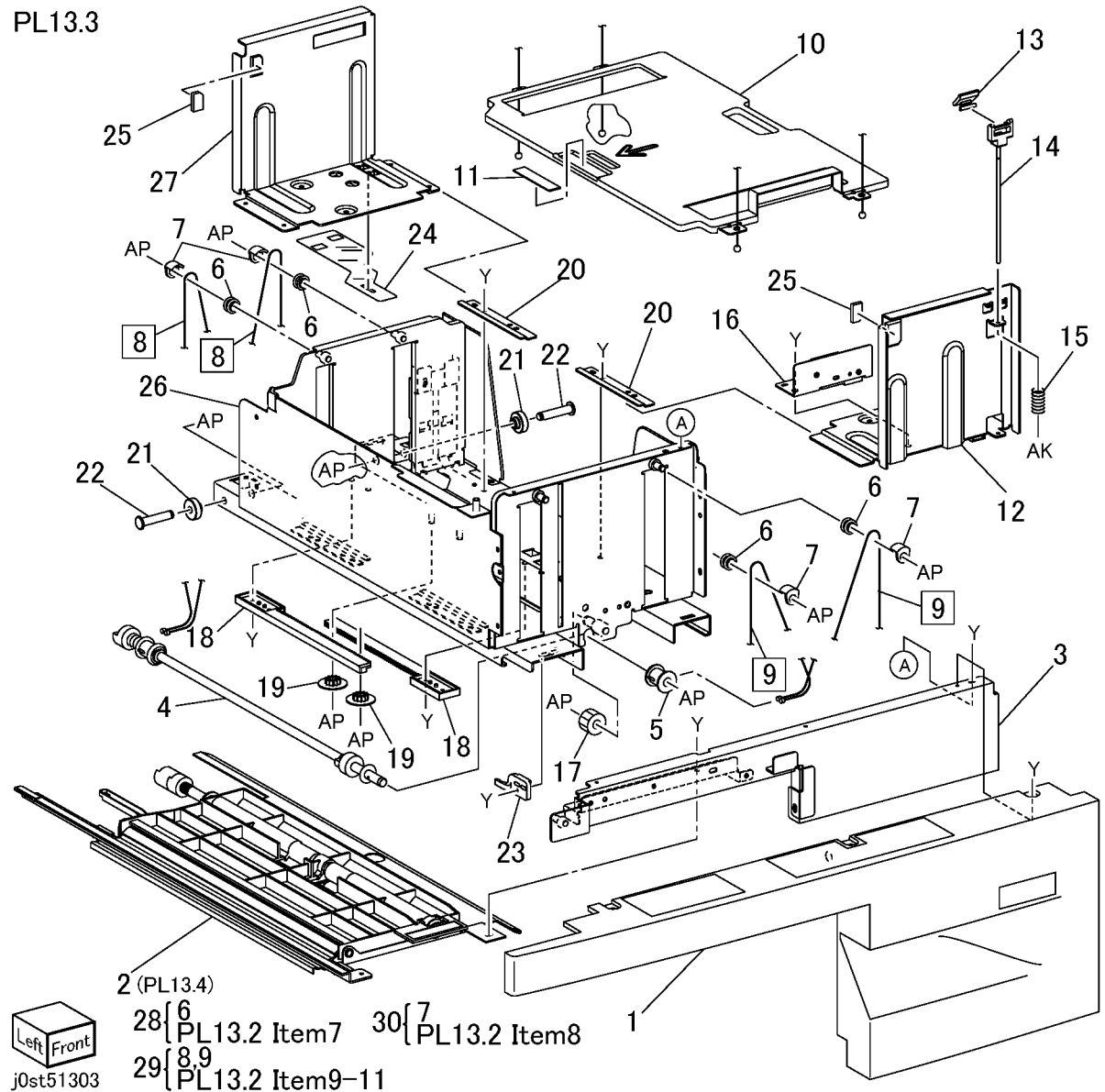
Item	Part	Description
1	-	Tray 3 Cover (P/O PL 13.1 Item 1)
2	-	Handle Tray (P/O PL 13.1 Item 1)
3	-	Pulley (P/O PL 13.1 Item 1)
4	006K23011	Lift Shaft Assembly
5	020E36560	Pulley
6	032E20890	Cable Guide
7	-	Pulley (P/O PL 13.2 Item 29)
8	-	Cable Guide (P/O PL 13.2 Item 31)
9	-	Tray Cable (P/O PL 13.2 Item 30)
10	-	Tray Cable (P/O PL 13.2 Item 30)
11	-	Tray Cable (P/O PL 13.2 Item 30)
12	-	Bottom Plate (P/O PL 13.1 Item 1)
13	-	Pad (P/O PL 13.1 Item 1)
14	-	Front Side Guide (P/O PL 13.1 Item 1)
15	-	Knob (P/O PL 13.1 Item 1)
16	-	Knob Assembly (P/O PL 13.1 Item 1)
17	-	Spring (P/O PL 13.1 Item 1)
18	-	Rear Side Guide (P/O PL 13.1 Item 1)
19	-	Bracket (P/O PL 13.1 Item 1)
20	-	Lack Gear (P/O PL 13.1 Item 1)
21	-	Pinion (P/O PL 13.1 Item 1)
22	003E49861	Stopper
23	030K75540	Brake Bracket
24	-	Rail Spacer (P/O PL 13.1 Item 1)
25	-	Spacer (P/O PL 13.1 Item 1)
26	-	Actuator (P/O PL 13.1 Item 1)
27	-	Pad (P/O PL 13.1 Item 1)
28	-	Frame Assembly (P/O PL 13.1 Item 1)
29	604K20730	Pulley Kit
30	604K20750	Tray Cable Kit
31	604K20740	Cable Guide Kit



PL 13.3 Tray 4 Assembly-Tandem Tray

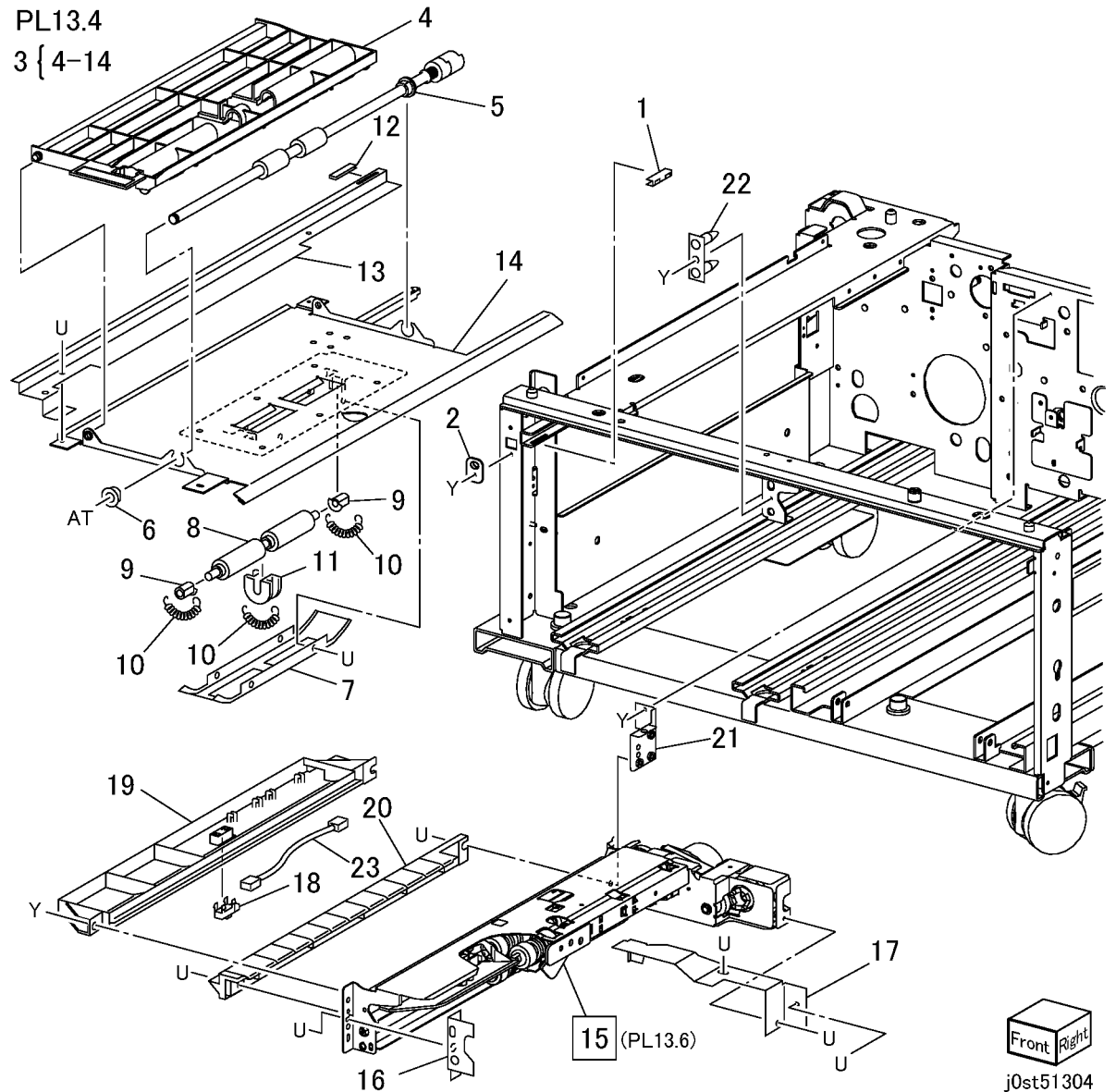
Item	Part	Description
1	-	Tray 4 Cover (P/O PL 13.1 Item 3)
2	059K26340	Tray 4 Transport Assembly (PL 13.4)
3	-	Frame Assembly (P/O PL 13.1 Item 3)
4	006K23011	Lift Shaft Assembly
5	020E36820	Pulley
6	-	Pulley (P/O PL 13.3 Item 28)
7	-	Cable Guide (P/O PL 13.3 Item 30)
8	-	Rear Tray Cable (REP 13.3.1) (P/O PL 13.3 Item 29)
9	-	Front Tray Cable (REP 13.3.1) (P/O PL 13.3 Item 29)
10	-	Bottom Plate (P/O PL 13.1 Item 3)
11	-	Pad (P/O PL 13.1 Item 3)
12	-	Front Side Guide (P/O PL 13.1 Item 3)
13	-	Knob (P/O PL 13.1 Item 3)
14	-	Knob Assembly (P/O PL 13.1 Item 3)
15	-	Spring (P/O PL 13.1 Item 3)
16	-	Brake Bracket (P/O PL 13.1 Item 3)
17	007E78390	Gear
18	-	Rack Gear (P/O PL 13.1 Item 3)
19	-	Pinion (P/O PL 13.1 Item 3)
20	-	Bracket (P/O PL 13.1 Item 3)
21	-	Rail Roll (P/O PL 13.1 Item 3)
22	-	Shaft (P/O PL 13.1 Item 3)
23	003E49861	Stopper
24	-	Actuator (P/O PL 13.1 Item 3)
25	-	Pad (P/O PL 13.1 Item 3)
26	-	Frame Assembly (P/O PL 13.1 Item 3)
27	-	Rear Side Guide (P/O PL 13.1 Item 3)
28	604K20730	Pulley Kit
29	604K20750	Tray Cable Kit
30	607K20740	Cable Guide Kit

PL13.3



PL 13.4 Paper Feed (1/2)-Tandem Tray

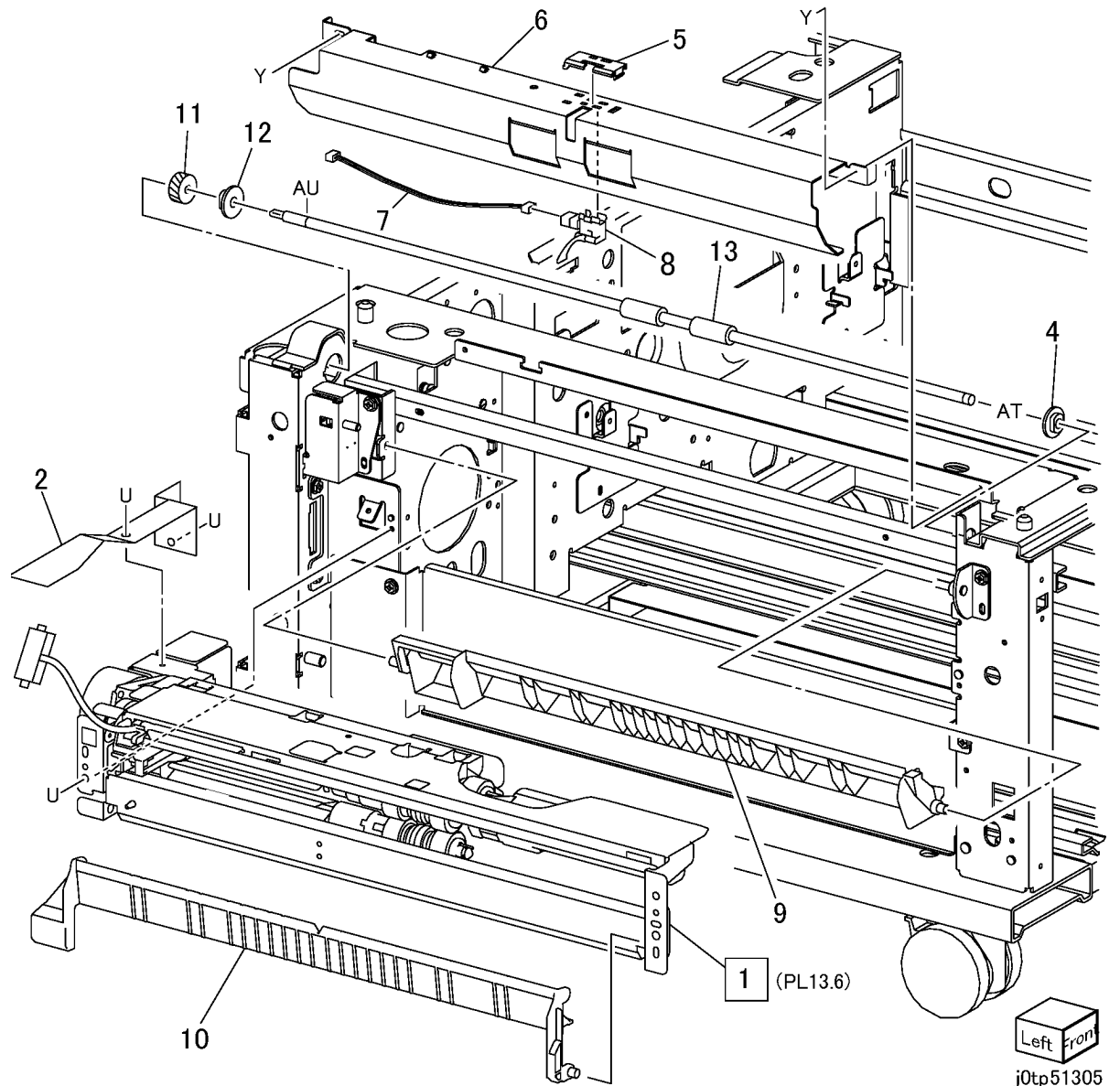
Item	Part	Description
1	-	Spacer (Not Spared)
2	-	Guide (Not Spared)
3	-	Tray 4 Transport Assembly (P/O PL 13.3 Item 2)
4	-	Upper Chute (P/O PL 13.4 Item 3)
5	059K26350	Takeaway Roll Assembly
6	-	Bearing (P/O PL 13.4 Item 3)
7	-	Cover (P/O PL 13.4 Item 3)
8	059E98860	Pinch Roll
9	-	Bearing (P/O PL 13.4 Item 3)
10	-	Spring (P/O PL 13.4 Item 3)
11	-	Bearing (P/O PL 13.4 Item 3)
12	-	Spacer (P/O PL 13.4 Item 3)
13	-	Transport Rail (P/O PL 13.4 Item 3)
14	-	Lower Chute (P/O PL 13.4 Item 3)
15	059K26953	Tray 4 Feeder (28CPM Model)(PL 13.6) (REP 13.4.1)
-	059K42530	Tray 4 Feeder (33CPM Model)(PL 13.6) (REP 13.4.1)
16	-	Bracket (Not Spared)
17	-	Cover (Not Spared)
18	930W00212	Tray 4 Feed Out Sensor
19	-	Upper Chute (Not Spared)
20	-	Lower Chute (Not Spared)
21	-	Bracket (Not Spared)
22	-	Stand Bracket (Not Spared)
23	-	Wire Harness (Not Spared)



PL 13.5 Paper Feed (2/2)-Tandem Tray

Item	Part	Description
1	059K26953	Tray 3 Feeder (28CPM Model) (PL 13.6) (REP 13.5.1)
-	059K42530	Tray 3 Feeder (33CPM Model) (PL 13.6) (REP 13.5.1)
2	-	Cover (Not Spared)
3	059K26250	Takeaway Roll Assembly (Item11-13)(28CPM Model)
4	-	Bearing (Not Spared)
5	-	Cover (Not Spared)
6	-	Chute (Not Spared)
7	962K18171	Wire Harness
8	130K64121	Tray 3 Feed Out Sensor
9	-	Upper Chute (Not Spared)
10	054E25722	Lower Chute
11	-	Gear(16T)(28CPM Model)(P/O PL 13.5 Item 3)
-	807E08650	Gear(16T)(33CPM Model)
12	-	Bearing (28CPM Model)(P/O PL 13.5 Item 3)
-	-	Bearing (33CPM Model)(Not Spared)
13	-	Takeaway Roll (28CPM Model)(P/O PL 13.5 Item 3)
-	059K40380	Takeaway Roll (33CPM Model)

PL13.5 3 {11-13 (28CPM Model)}



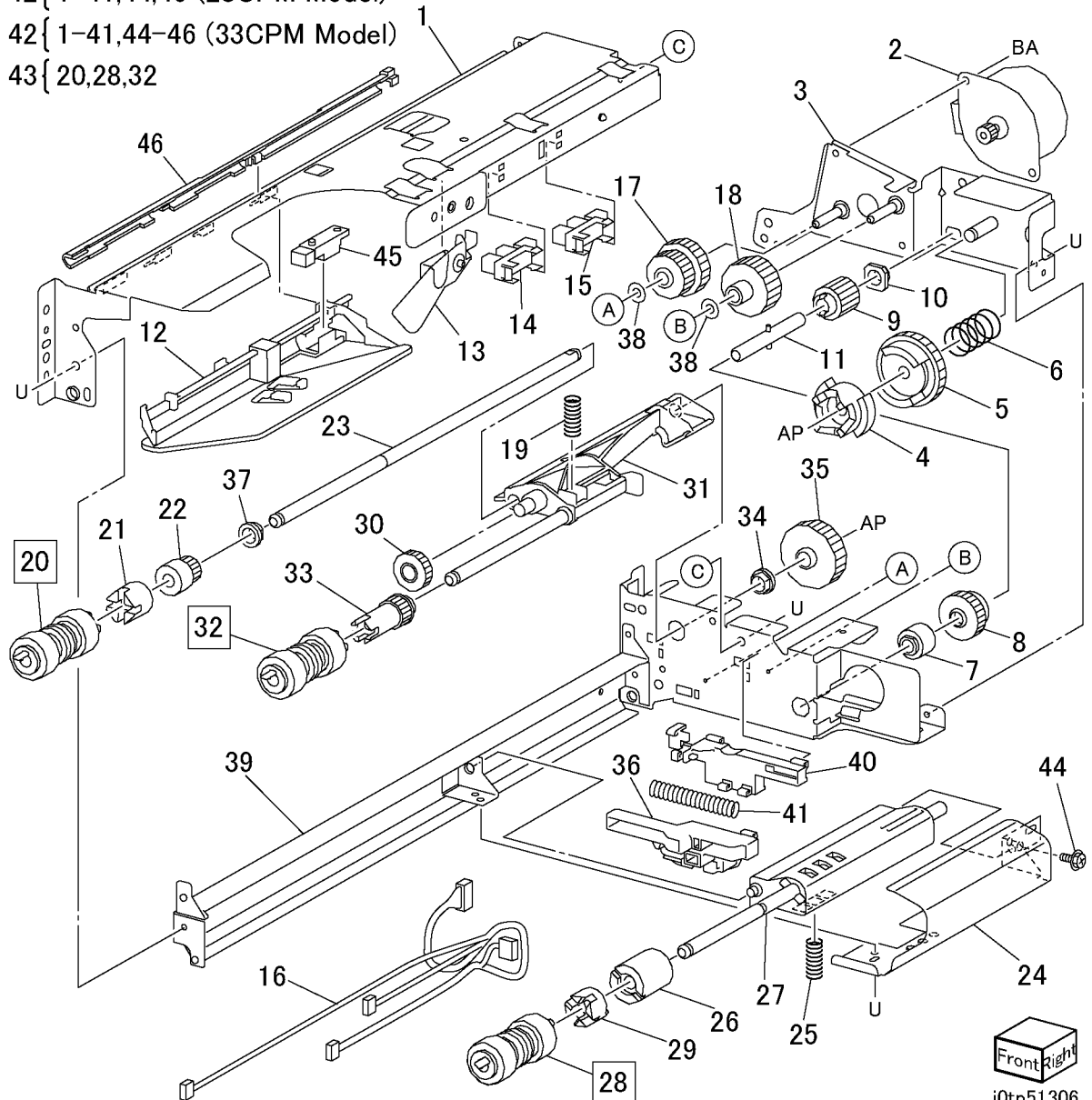
Left Front
j0tp51305

PL 13.6 Tray 3/4 Feeder-Tandem Tray

Item	Part	Description
1	-	Upper Frame (P/O PL 13.6 Item 42)
2	127K38170	Tray 3/4 Feed/Lift Up Motor
3	-	Bracket (P/O PL 13.6 Item 42)
4	014E44770	Spacer
5	-	Gear (31T) (P/O PL 13.6 Item 42)
6	-	Spring (P/O PL 13.6 Item 42)
7	-	Oneway Clutch (P/O PL 13.6 Item 42)
8	-	Oneway Gear (P/O PL 13.6 Item 42)
9	-	Gear (33T) (P/O PL 13.6 Item 42)
10	-	Bearing (P/O PL 13.6 Item 42)
11	-	Shaft (P/O PL 13.6 Item 42)
12	-	Front Chute (P/O PL 13.6 Item 42)
13	120E22481	Actuator
14	930W00113	Tray 3/4 Level Sensor (P/O PL 13.6 Item 42)
15	930W00113	Tray 3/4 No Paper Sensor
16	962K19691	Wire Harness (28CPM Model)
17	962K18912	Wire Harness (33CPM Model)
18	-	Gear (28T/21T) (P/O PL 13.6 Item 42)
19	-	Gear (29T) (P/O PL 13.6 Item 42)
20	-	Spring (P/O PL 13.6 Item 42)
21	005K05890	Oneway Clutch
22	005K06760	Oneway Gear (22T)
23	-	Shaft (P/O PL 13.6 Item 42)
24	054E23170	Chute
25	-	Spring (P/O PL 13.6 Item 42)
26	005K07010	Friction Clutch
27	-	Support Assembly (P/O PL 13.6 Item 42)
28	-	Retard Roll (REP 12.3.1) (P/O PL 13.6 Item 43)
29	-	Spacer (P/O PL 13.6 Item 42)
30	-	Gear (13T) (P/O PL 13.6 Item 42)
31	-	Support Assembly
32	-	Nudger Roll (REP 12.3.1) (P/O PL 13.6 Item 43)
33	-	Gear (25T) (P/O PL 13.6 Item 42)
34	-	Bearing (P/O PL 13.6 Item 42)
35	-	Gear (34T) (P/O PL 13.6 Item 42)
36	-	Lever (P/O PL 13.6 Item 42)
37	-	Bearing (P/O PL 13.6 Item 42)
38	-	Washer (P/O PL 13.6 Item 42)
39	-	Lower Frame (P/O PL 13.6 Item 42)
40	-	Holder (P/O PL 13.6 Item 42)
41	-	Spring (P/O PL 13.6 Item 42)
42	-	Tray 3/4 Feeder Assembly (P/O PL 13.5 Item 1)
43	604K20530	Feeder Roll Kit (Feed/Nudger/Retard)
44	-	Screw (P/O PL 13.6 Item 42)
45	930W00211	Tray 3/4 Pre Feed Sensor (33CPM Model)
46	-	Harness Holder (28CPM Model) (P/O PL 13.6 Item 42)
-	113E37571	Harness Holder (33CPM Model)

PL13.6

- 42 { 1-41,44,46 (28CPM Model)
- 42 { 1-41,44-46 (33CPM Model)
- 43 { 20,28,32



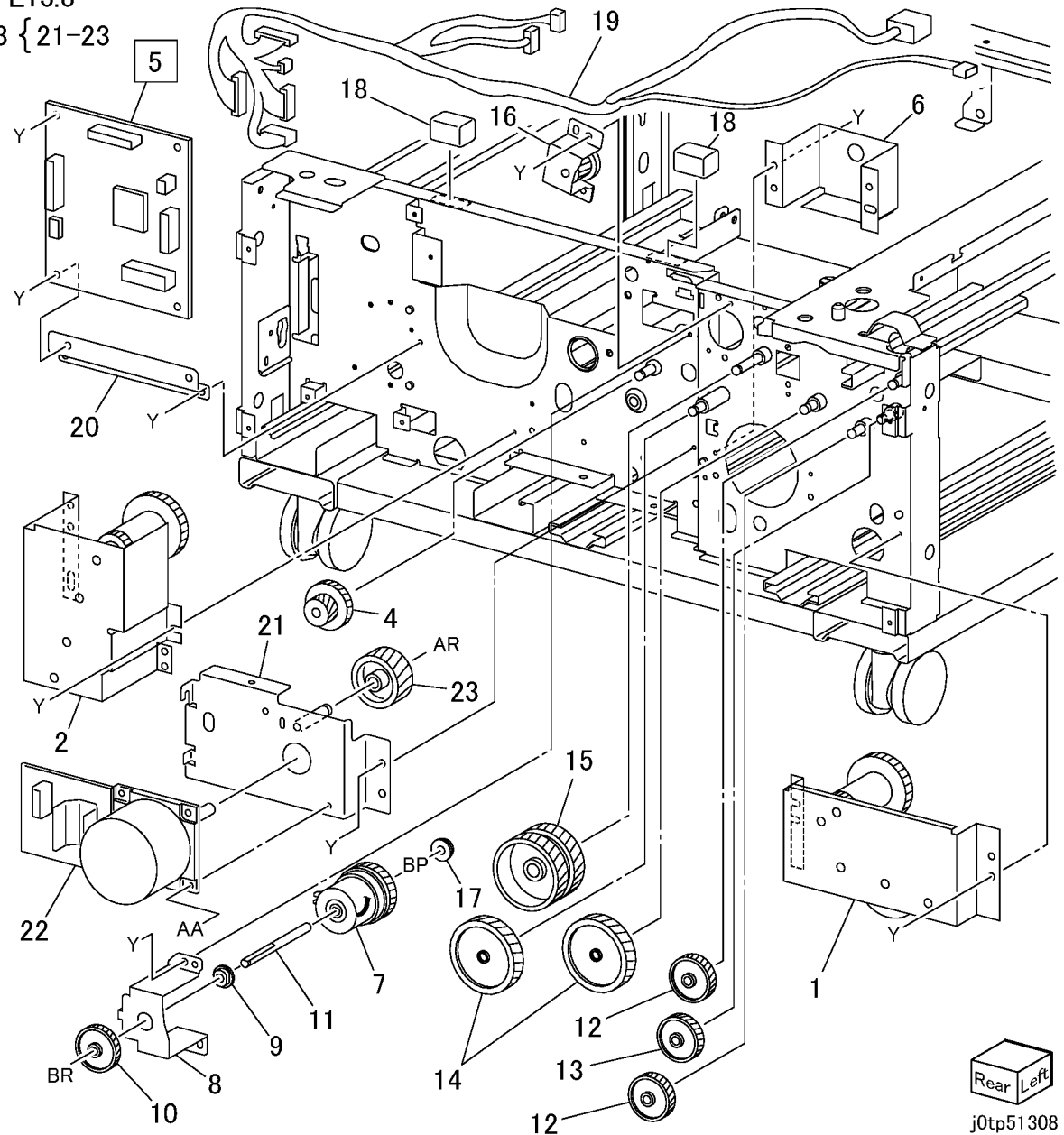
j0tp51306

PL 13.8 Electrical-Tandem Tray

Item	Part	Description
1	-	Gear Assembly (Tray 3) (Not Spared)
2	-	Gear Assembly (Tray 4) (Not Spared)
3	007K89301	Tandem Tray Module Takeaway Motor Assembly (Item 20-23)(28CPM Model)
-	007K93800	Tandem Tray Module Takeaway Motor Assembly (Item 20-23)(33CPM Model)
4	-	Gear (22T/40T) (Not Spared)
5	160K97456	Tandem Tray Module PWB(28CPM Model)(REP 13.8.1)
-	960K05030	Tandem Tray Module PWB(33CPM Model)(REP 13.8.1)
6	-	Bracket (Not Spared)
7	121K31530	Tandem Tray Module Takeaway Roll Clutch
8	-	Bracket (Not Spared)
9	-	Bearing (Not Spared)
10	-	Gear (38T) (Not Spared)
11	-	Shaft (Not Spared)
12	-	Gear (37T) (Not Spared)
13	-	Gear (32T) (Not Spared)
14	-	Gear (60T) (Not Spared)
15	-	Gear (60T) (Not Spared)
16	-	Bracket Assembly (Not Spared)
17	-	Bearing (Not Spared)
18	-	Gasket (Not Spared)
19	-	Wire Harness (Not Spared)
20	-	Bracket (Not Spared)
21	-	Bracket (P/O PL 13.8 Item 3)
22	-	Tandem Tray Module Takeaway Motor (28CPM Model) (P/O PL 13.8 Item 3)
-	127K48490	Tandem Tray Module Takeaway Motor (33CPM Model)
23	-	Gear (36T/72T)(28CPM model) (P/O PL 13.8 Item 3)
-	-	Gear (50T)(33CPM model) (P/O PL 13.8 Item 3)

PL13.8

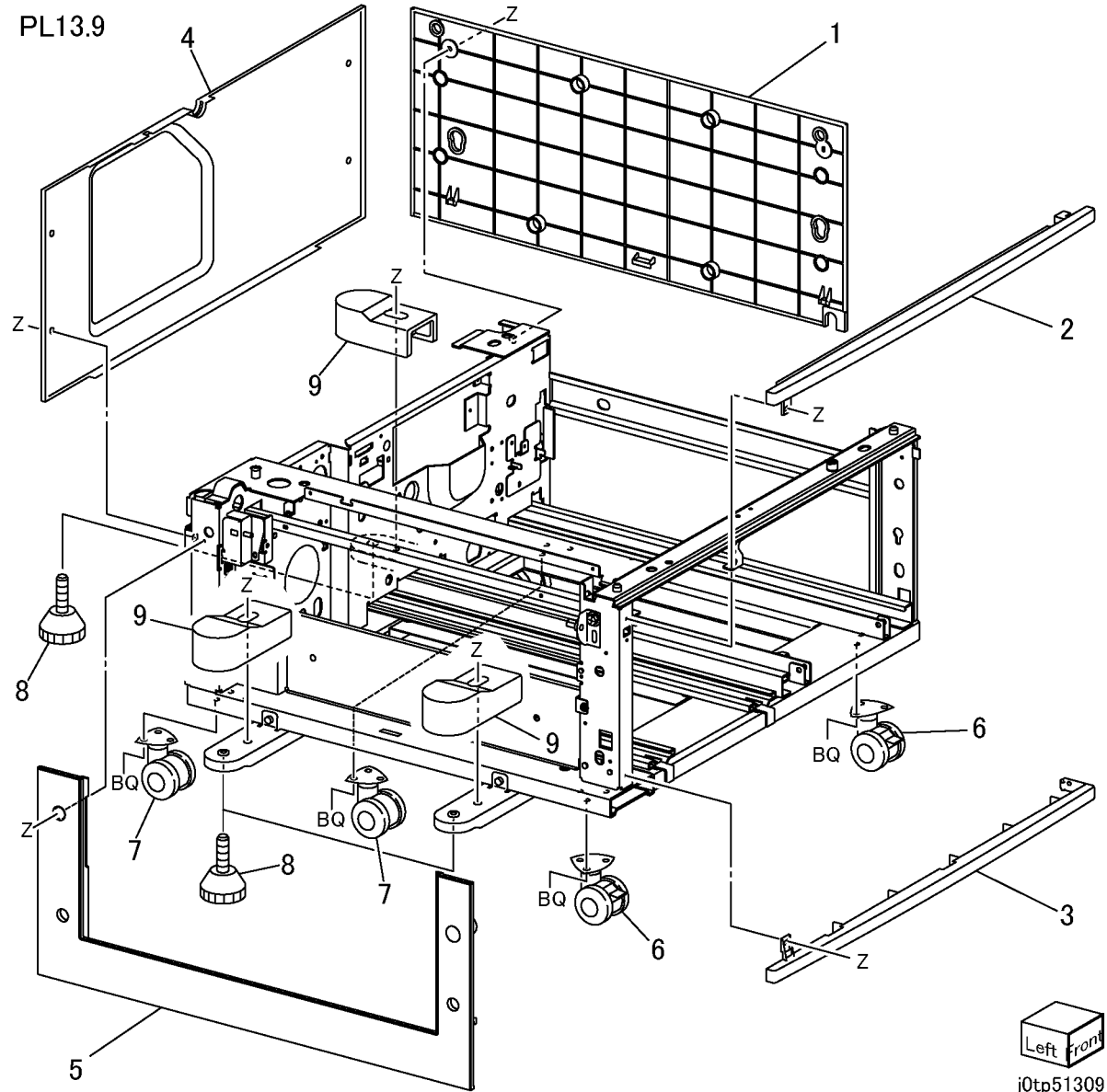
3 { 21-23



j0tp51308

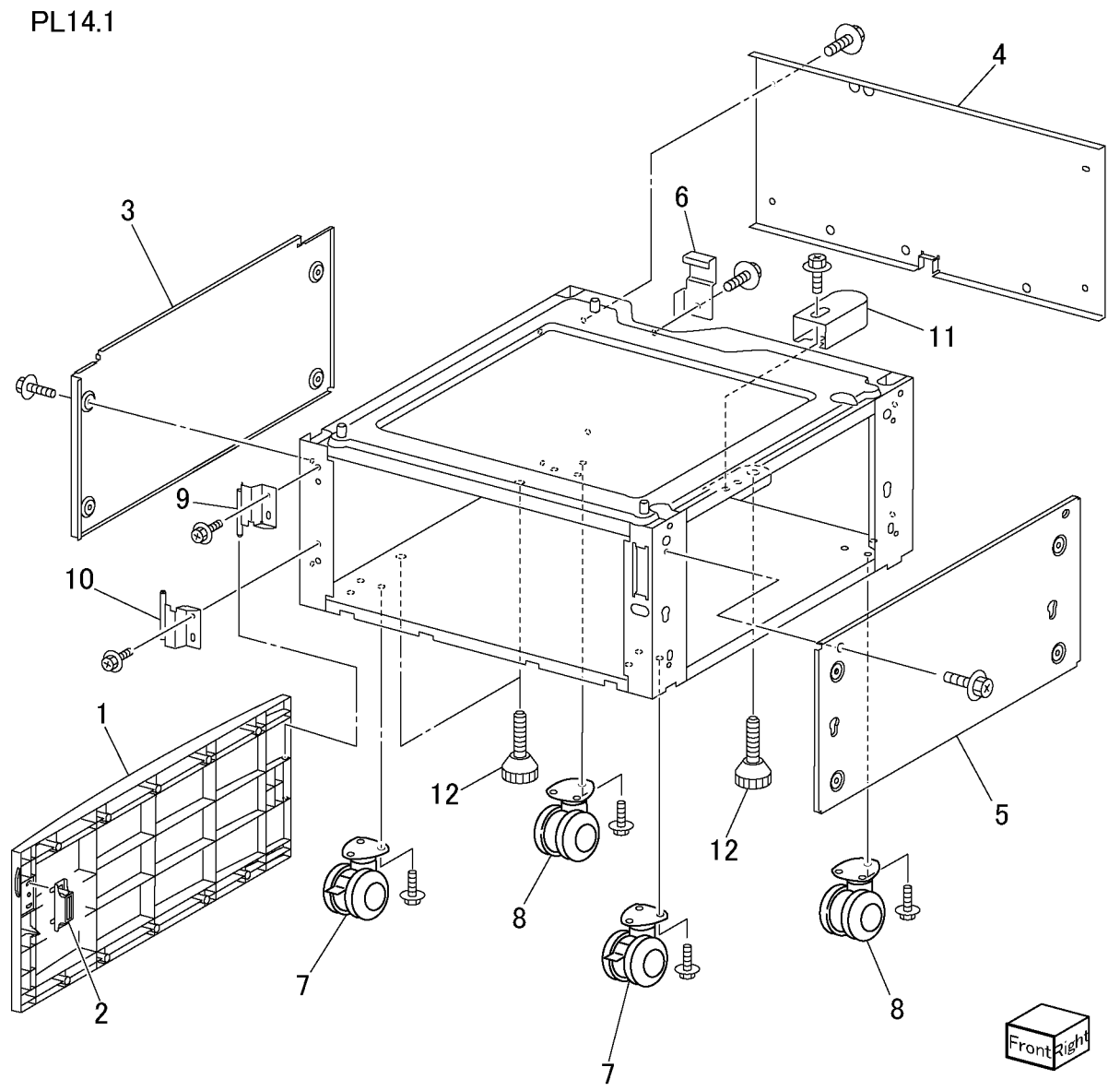
PL 13.9 Cover-Tandem Tray

Item	Part	Description
1	802E54750	Right Cover
2	-	Top Cover (Not Spared)
3	-	Foot Cover (Not Spared)
4	802E54771	Rear Cover
5	802E54762	Left Lower Cover
6	-	Caster (S) (Not Spared)
7	-	Caster (Not Spared)
8	-	Foot (Not Spared)
9	-	Foot Cover (Not Spared)



PL 14.1 Mobile Stand

Item	Part	Description
1	-	Front Cover (Not Spared)
2	-	Magnet (Not Spared)
3	-	Left Cover (Not Spared)
4	-	Rear Cover (Not Spared)
5	-	Right Cover (Not Spared)
6	-	Bracket (Not Spared)
7	-	Caster (s) (Not Spared)
8	-	Caster (Not Spared)
9	-	Upper Hinge (Not Spared)
10	-	Lower Hinge (Not Spared)
11	-	Foot Cover (Not Spared)
12	-	Foot (Not Spared)

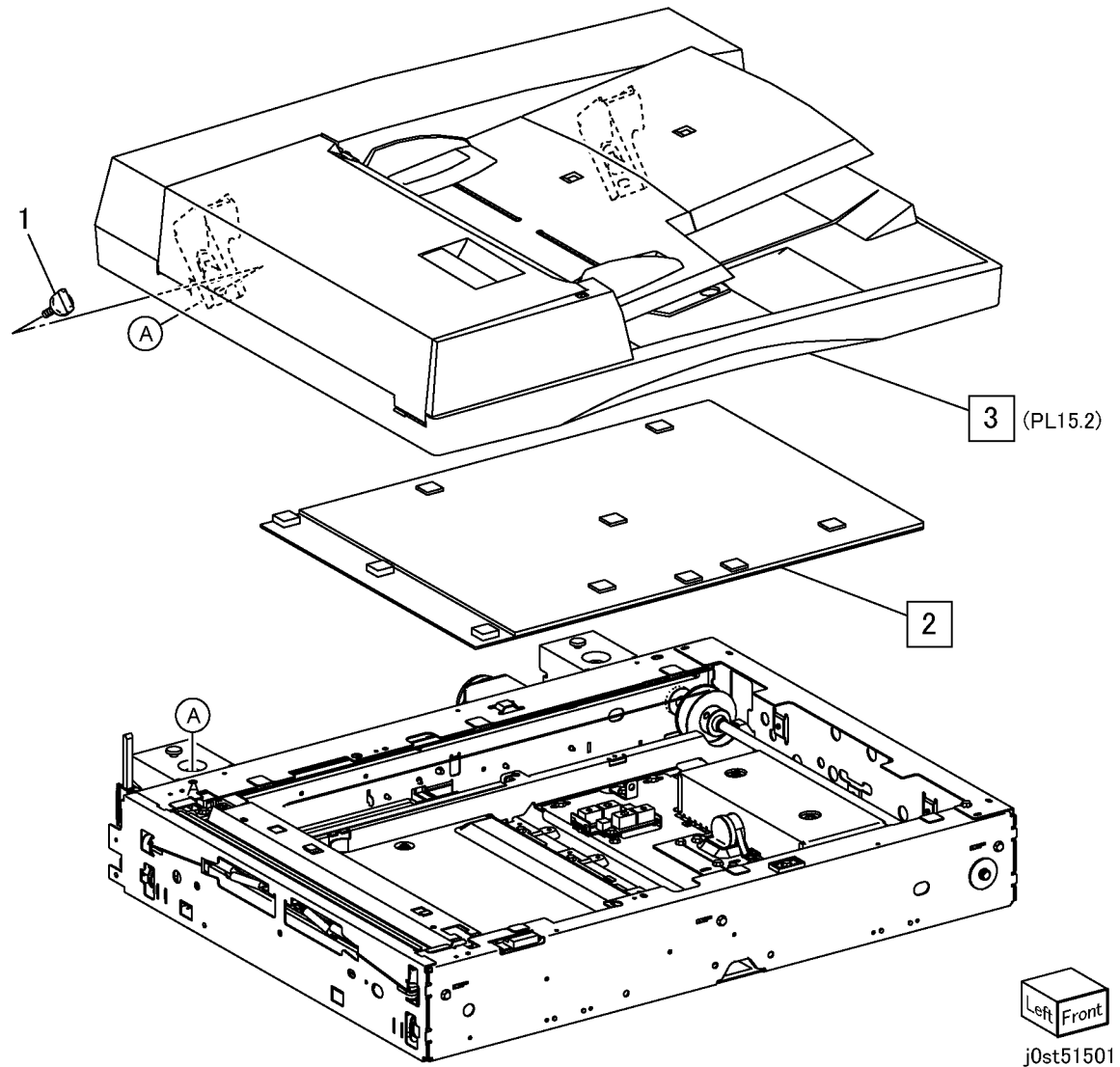


j0st51401

PL 15.1 DADF Accessory

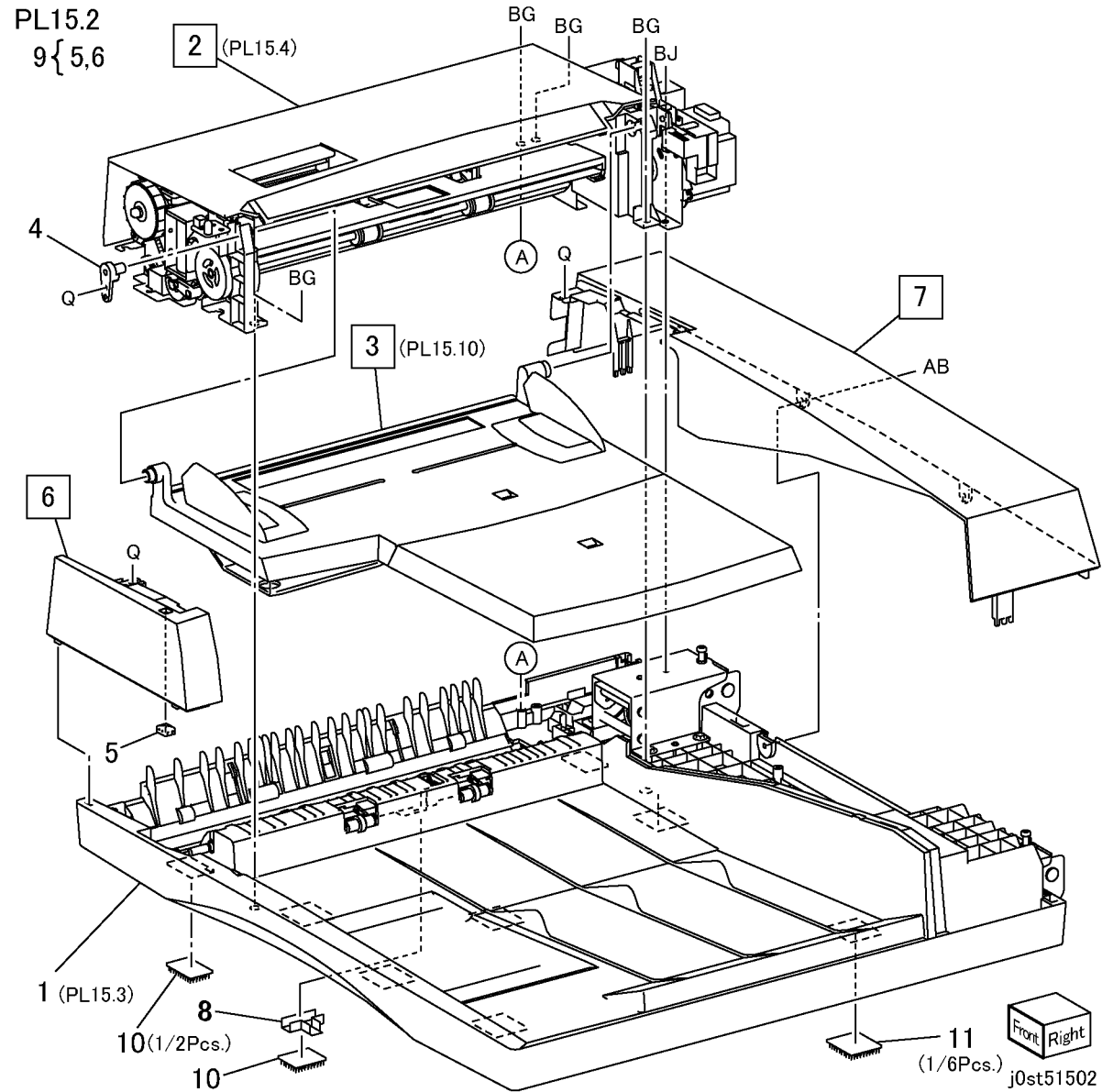
Item	Part	Description
1	–	Knob Screw (Not Spared)
2	004K02144	DADF Platen Cushion (REP 15.1.2)
3	059K31410	DADF (with Item2 without PL 15.3 Item 31) (PL 15.2) (REP 15.1.1)

PL15.1



PL 15.2 DADF Component, Cover

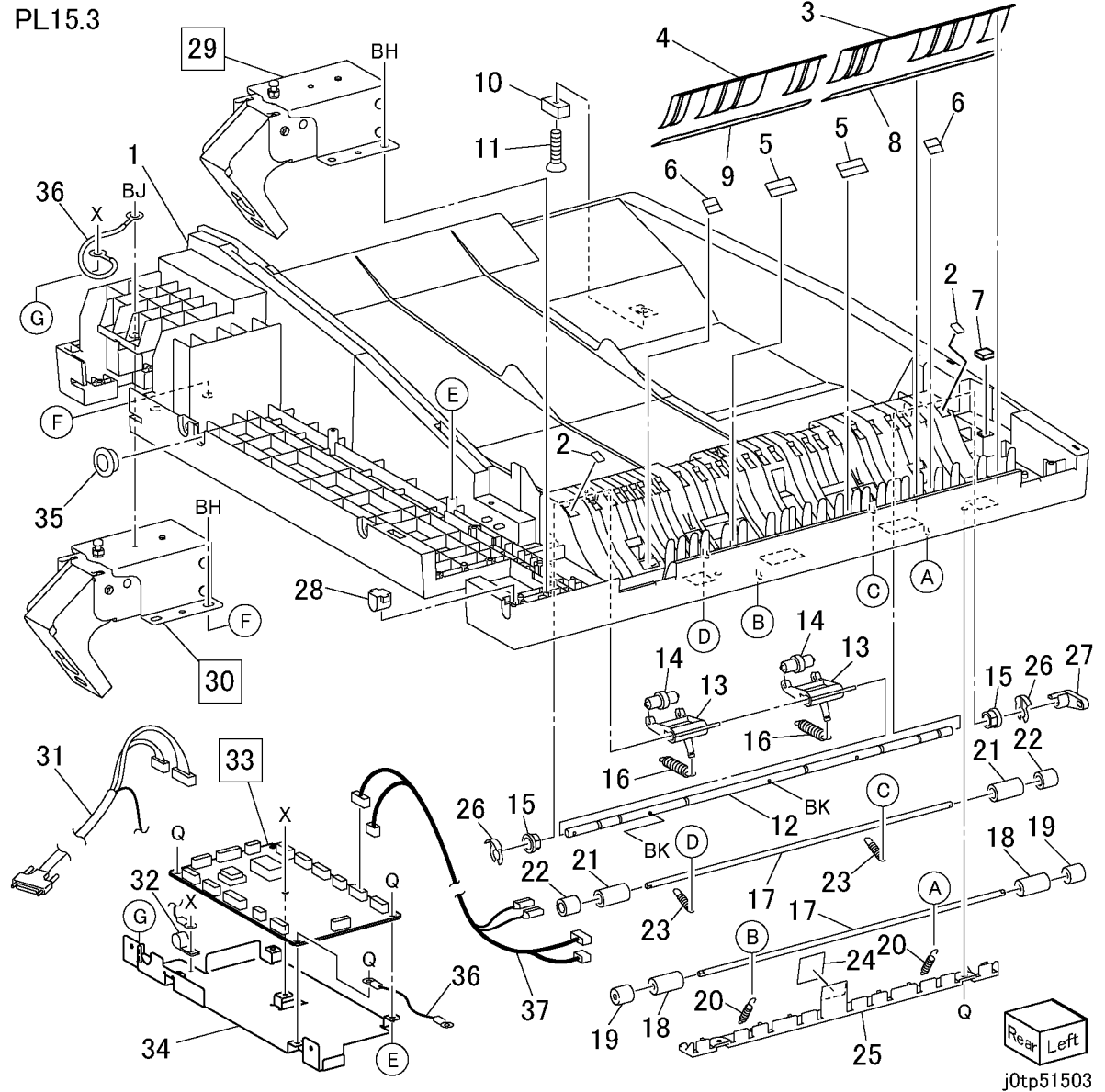
Item	Part	Description
1	801K05633	DADF Base Cover (without Counter Balance:PL 15.3 Item 29, PL 15.3 Item 30 DADF PWB:PL 15.3 Item 33) (PL 15.3)
2	-	DADF Feeder Assembly (PL 15.4) (REP 15.2.2) (P/O PL 15.1 Item 3)
3	050K49716	DADF Document Tray (PL 15.10) (REP 15.2.1)
4	-	Tray Holder (P/O PL 15.1 Item 3)
5	-	LED Cap (P/O PL 15.1 Item 3)
6	802E57292	DADF Front Cover (REP 15.2.3)
7	802E57441	DADF Rear Cover (REP 15.2.4)
8	-	Stamp Solenoid Connector Holder (P/O PL 15.1 Item 3)
9	-	DADF Front Cover (Not Spared)
10	-	Velcro Fastening (P/O PL 15.1 Item 3)
11	-	Velcro Fastening (P/O PL 15.2 Item 1)



PL 15.3 DADF Base Cover

Component


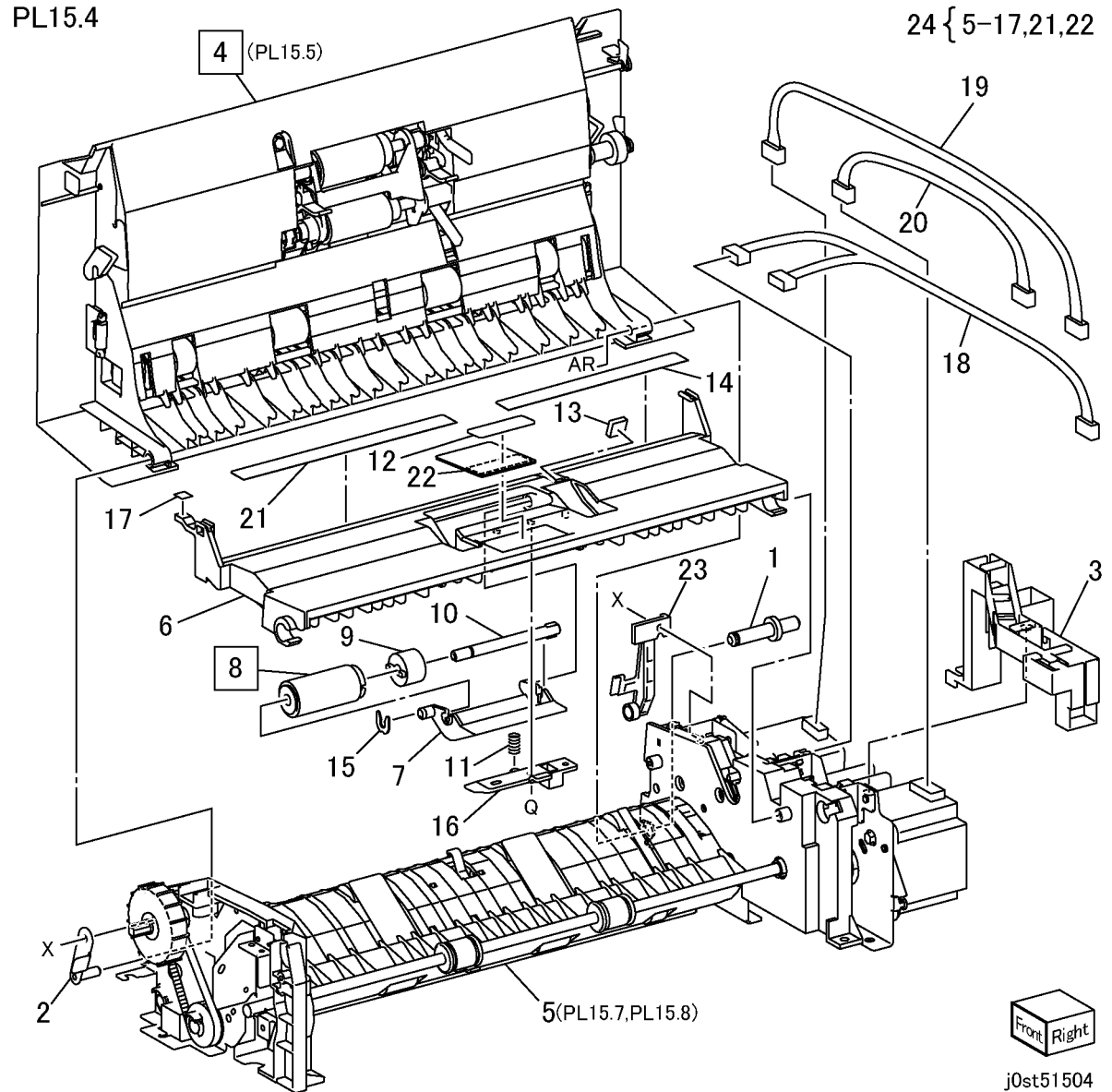
Item	Part	Description
1	-	DADF Base Cover (P/O PL 15.2 Item 1)
2	-	Gate Pad (P/O PL 15.2 Item 1)
3	-	Seal (Chute:Front) (P/O PL 15.2 Item 1)
4	-	Seal (Chute:Rear) (P/O PL 15.2 Item 1)
5	-	Seal (Out Roll) (P/O PL 15.2 Item 1)
6	-	Seal (Out Roll) (P/O PL 15.2 Item 1)
7	-	Cushion (Solenoid) (P/O PL 15.2 Item 1)
8	-	Seal (Registration:Front) (P/O PL 15.2 Item 1)
9	-	Seal (Registration:Rear) (P/O PL 15.2 Item 1)
10	-	Magnet (Interlock) (Install with the white paint on N side facing outward) (P/O PL 15.2 Item 1)
11	-	Tapping Screw (P/O PL 15.2 Item 1)
12	-	Shaft (P/O PL 15.2 Item 1)
13	-	Holder (P/O PL 15.2 Item 1)
14	-	Pinch Roll (Exit) (P/O PL 15.2 Item 1)
15	-	Bearing (P/O PL 15.2 Item 1)
16	-	Spring (P/O PL 15.2 Item 1)
17	-	Shaft (P/O PL 15.2 Item 1)
18	-	Pinch Roll (Registration:Plastics) (P/O PL 15.2 Item 1)
19	-	Pinch Roll (Registration:Plastics) (P/O PL 15.2 Item 1)
20	-	Spring (Length:20mm) (Marking for identification) (P/O PL 15.2 Item 1)
21	-	Pinch Roll (Out Roll:Rubber) (P/O PL 15.2 Item 1)
22	-	Pinch Roll (Out Roll:Rubber) (P/O PL 15.2 Item 1)
23	-	Spring (Length:17mm) (P/O PL 15.2 Item 1)
24	-	Pad (Sensor) (P/O PL 15.2 Item 1)
25	-	Cover (P/O PL 15.2 Item 1)
26	028E94260	KL-Clip
27	-	Lever (Solenoid) (P/O PL 15.2 Item 1)
28	-	Cap (P/O PL 15.2 Item 1)
29	036K91551	Left Counter Balance (Panel Pressure Strong) (REP 15.3.2)
30	036K91561	Right Counter Balance (Panel Pressure Weak) (REP 15.3.3)
31	117E21621	IIT-DADF Cable
32	-	Clamp (P/O PL 15.2 Item 1)
33	160K97876	DADF PWB (REP 15.3.1)
34	-	PWB Bracket (P/O PL 15.2 Item 1)
35	-	Bush (P/O PL 15.2 Item 1)
36	-	Earth Wire (P/O PL 15.2 Item 1)
37	962K19790	Wire Harness (Feeder Front)



PL 15.4 DADF Feeder Component

Item	Part	Description
1	-	Stud (P/O PL 15.2 Item 2)
2	-	Stud Bracket (P/O PL 15.2 Item 2)
3	-	Harness Guide (P/O PL 15.2 Item 2)
4	059K36724	Top Cover (PL 15.5)
5	-	DADF Feeder (PL 15.7, PL 15.8) (P/O PL 15.4 Item 24)
6	-	Retard Roll Chute (P/O PL 15.4 Item 24)
7	-	Retard Roll Holder (P/O PL 15.4 Item 24)
8	-	Retard Roll (REP 15.4.1) (P/O PL 15.6 Item 30)
9	019K98770	Torque Limiter
10	-	Shaft (P/O PL 15.4 Item 24)
11	-	Spring (P/O PL 15.4 Item 24)
12	-	Pad (P/O PL 15.4 Item 24)
13	019K99070	Pad (Actuator)
14	-	Seal (Rear) (P/O PL 15.4 Item 24)
15	-	C-Clip (P/O PL 15.4 Item 24)
16	-	Guide (P/O PL 15.4 Item 24)
17	-	Label (P/O PL 15.4 Item 24)
18	962K19731	Wire Harness (Sensor)
19	962K19740	Wire Harness (Registration Motor)
20	962K19750	Wire Harness (Feed Motor)
21	-	Seal (Front) (P/O PL 15.4 Item 24)
22	-	Seal (Retard) (P/O PL 15.4 Item 24)
23	-	Guide (P/O PL 15.2 Item 2)
24	059K31315	DADF Feeder (With out Motor Unit: PL 15.8 Item 15)

PL15.4

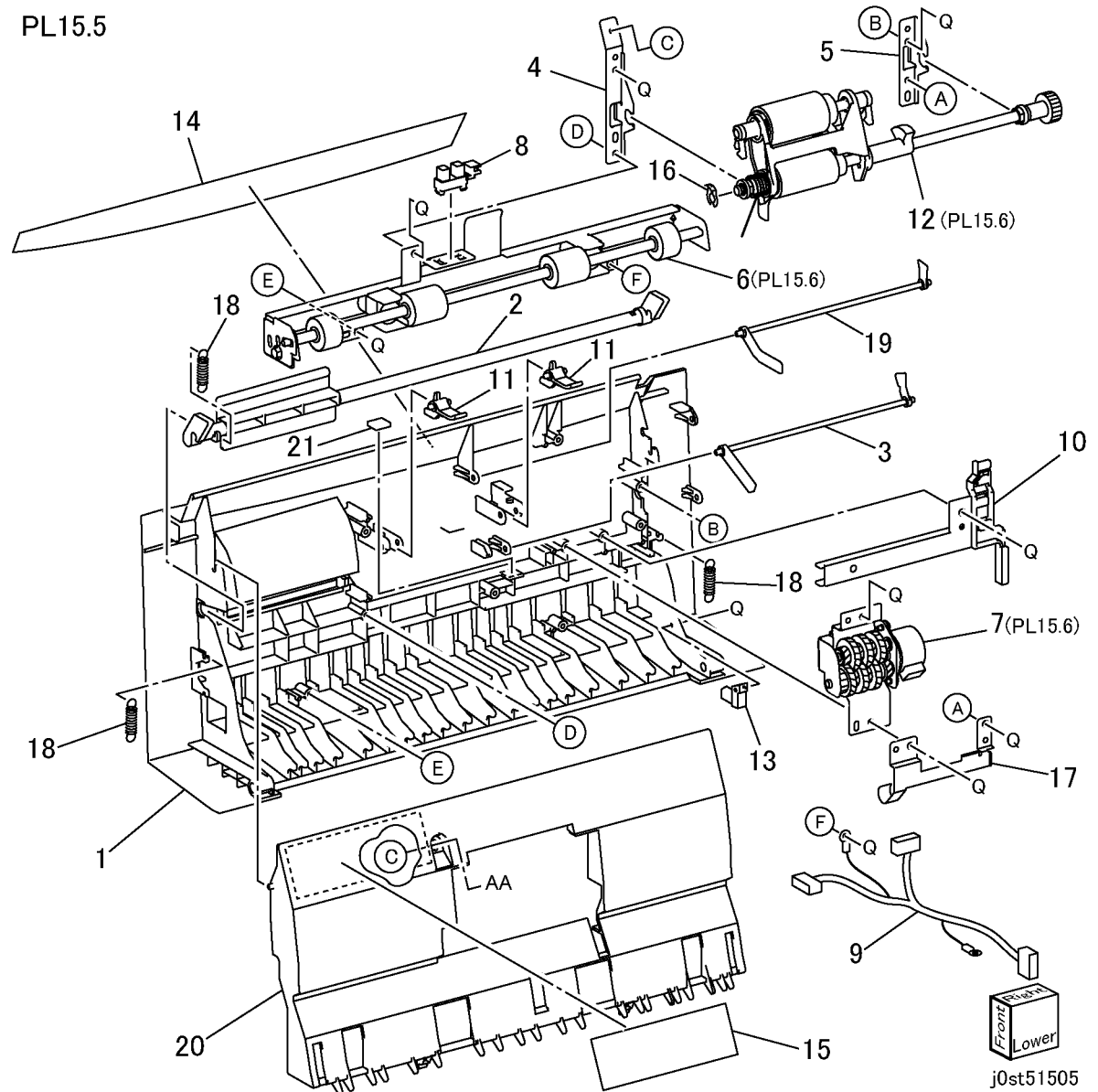


j0st51504

PL 15.5 Top Cover Component

Item	Part	Description
1	-	Top Cover (P/O PL 15.4 Item 4)
2	-	Handle Lever (P/O PL 15.4 Item 4)
3	-	Actuator (Feed Out) (P/O PL 15.4 Item 4)
4	-	Bracket (P/O PL 15.4 Item 4)
5	-	Bracket (P/O PL 15.4 Item 4)
6	059K31290	Takeaway Pinch Roll (PL 15.6)
7	127K38410	DADF Nudger Motor (PL 15.6)
8	930W00111	DADF Nudger Sensor
9	962K19703	Wire Harness
10	-	Harness Guide (P/O PL 15.4 Item 4)
11	-	Set Guide (P/O PL 15.4 Item 4)
12	059K31263	Nudger/Feed Roll Assembly (PL 15.6)
13	-	Harness Guide (P/O PL 15.4 Item 4)
14	-	Label (Size) (P/O PL 15.4 Item 4)
15	-	Label (Jam Clear) (P/O PL 15.4 Item 4)
16	028E94260	KL-Clip
17	-	Plate Spring (P/O PL 15.4 Item 4)
18	-	Spring (P/O PL 15.4 Item 4)
19	-	Actuator (Set) (P/O PL 15.4 Item 4)
20	-	Chute (P/O PL 15.4 Item 4)
21	-	Pad (P/O PL 15.4 Item 4)

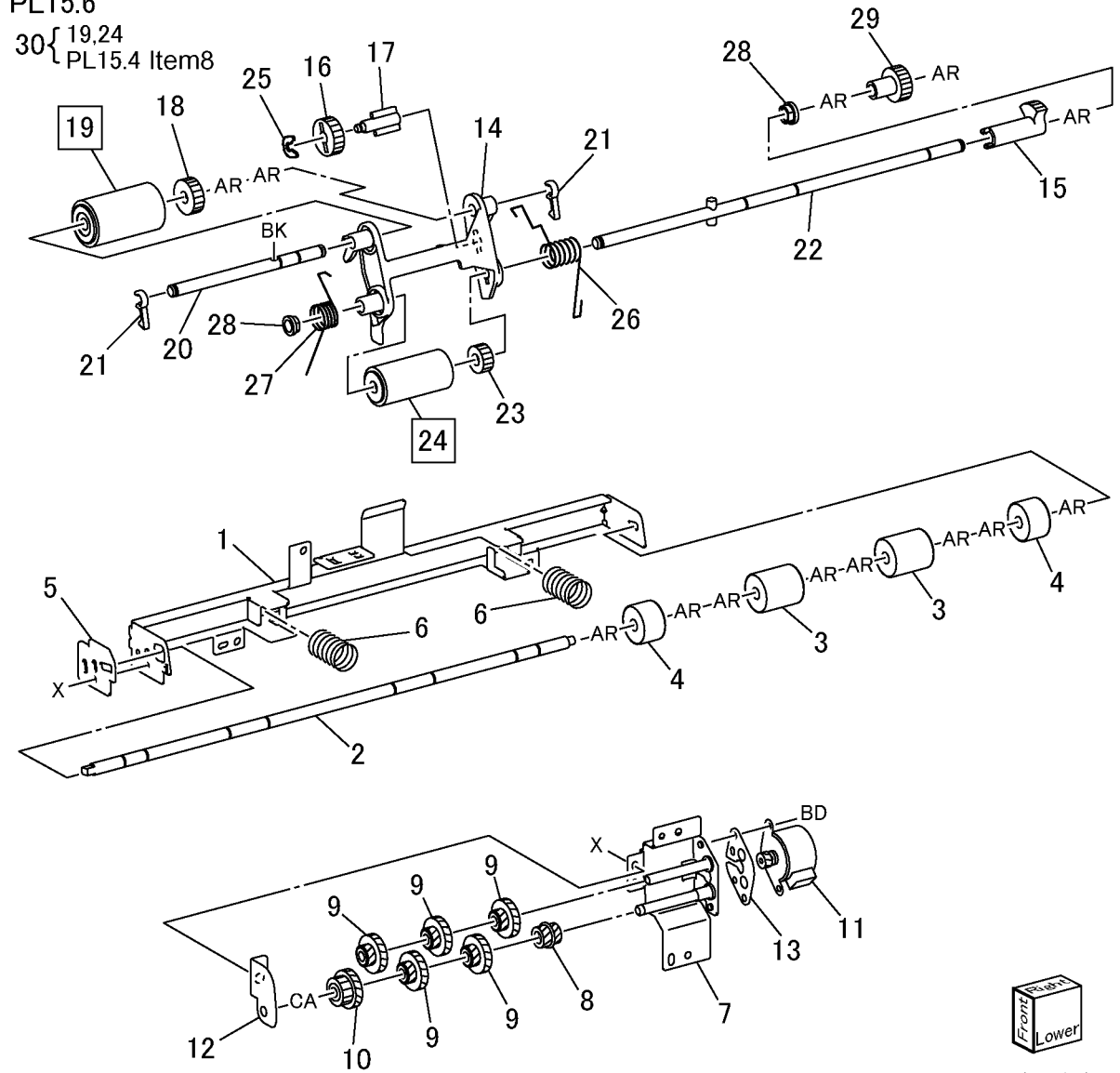
PL15.5



PL 15.6 Takeaway Pinch Roll, Nudger Motor, Nudger/Feed Roll

Item	Part	Description
1	-	Bracket (P/O PL 15.5 Item 6)
2	-	Shaft (Takeaway Pinch Roll) (P/O PL 15.5 Item 6)
3	-	Roll (P/O PL 15.5 Item 6)
4	-	Roll (P/O PL 15.5 Item 6)
5	-	Aligner Bracket (P/O PL 15.5 Item 6)
6	-	Spring (P/O PL 15.5 Item 6)
7	-	Gear Bracket (P/O PL 15.5 Item 7)
8	-	Gear (18T/19T) (P/O PL 15.5 Item 7)
9	-	Gear (36T/19T) (P/O PL 15.5 Item 7)
10	-	Gear (36T/16T) (P/O PL 15.5 Item 7)
11	-	DADF Nudger Motor (P/O PL 15.5 Item 7)
12	-	Bracket (P/O PL 15.5 Item 7)
13	-	Motor Bracket (P/O PL 15.5 Item 7)
14	-	Housing (P/O PL 15.5 Item 12)
15	-	Sector Gear (P/O PL 15.5 Item 12)
16	-	Gear (Idler:36T) (P/O PL 15.5 Item 12)
17	-	Shaft (P/O PL 15.5 Item 12)
18	-	Gear (Nudger:34T) (P/O PL 15.5 Item 12)
19	-	Nudger Roll (REP 15.6.1) (P/O PL 15.6 Item 30)
20	-	Shaft (Nudger) (P/O PL 15.5 Item 12)
21	-	Set Gate (P/O PL 15.5 Item 12)
22	-	Shaft (Feed) (P/O PL 15.5 Item 12)
23	807E00550	Gear (Feed:26T)
24	-	Feed Roll (REP 15.6.1) (P/O PL 15.6 Item 30)
25	-	C-Clip (P/O PL 15.5 Item 12)
26	-	Spring (P/O PL 15.5 Item 12)
27	-	Spring (P/O PL 15.5 Item 12)
28	-	Bearing (P/O PL 15.5 Item 12)
29	007K88751	Gear
30	604K20760	DADF Roll Kit (Feed/Nudger/Retard)

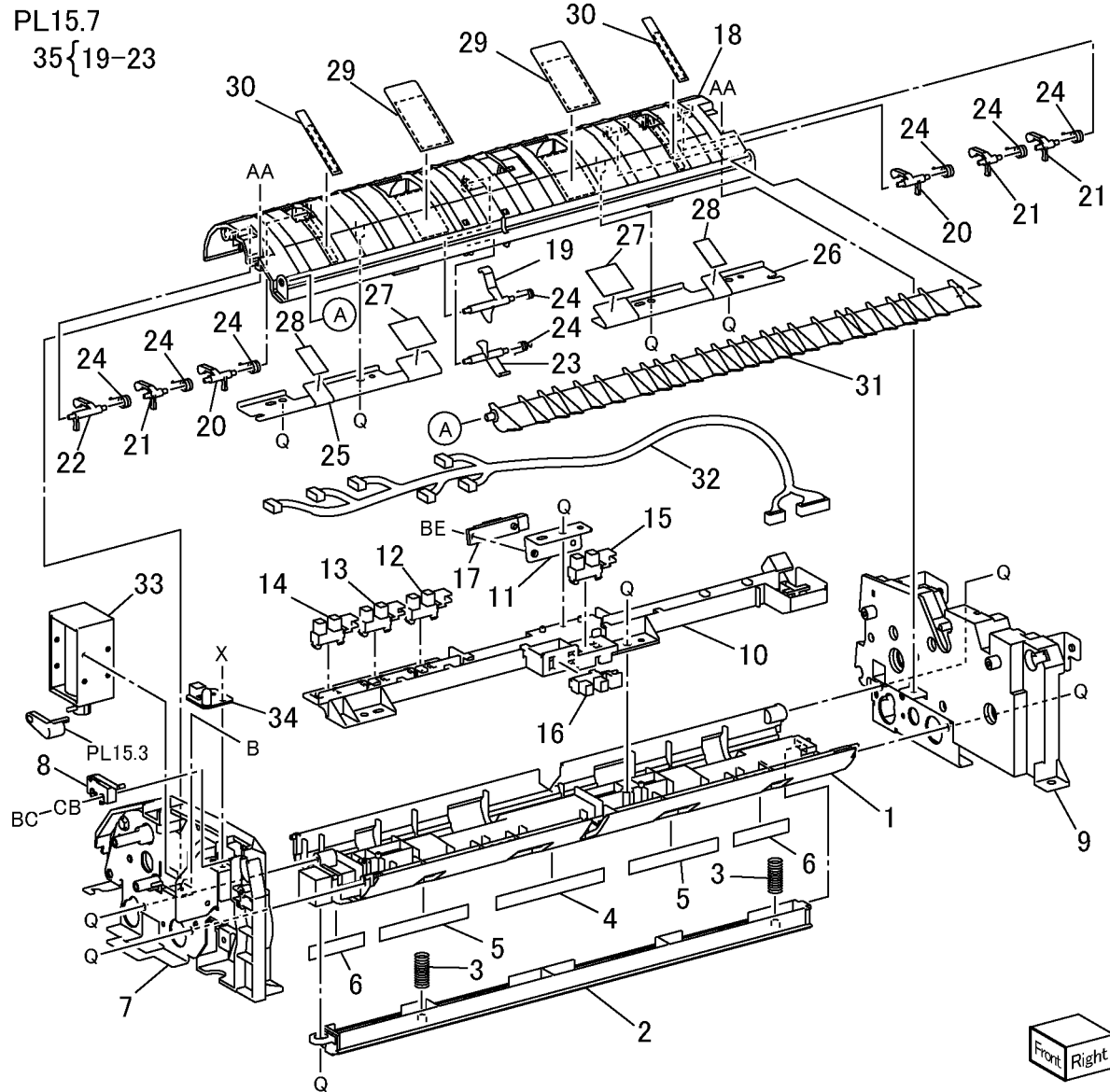
PL15.6



j0st51506

PL 15.7 DADF Feeder-Chute

Item	Part	Description
1	-	Lower Chute (P/O PL 15.4 Item 5)
2	-	Chute (Scan Position) (P/O PL 15.4 Item 5)
3	-	Spring (P/O PL 15.4 Item 5)
4	-	Seal (P/O PL 15.4 Item 5)
5	-	Seal (P/O PL 15.4 Item 5)
6	-	Seal (P/O PL 15.4 Item 5)
7	-	Frame (Front) (P/O PL 15.4 Item 5)
8	110K11981	DADF Interlock Switch
9	-	Frame (Rear) (P/O PL 15.4 Item 5)
10	-	Sensor Guide (P/O PL 15.4 Item 5)
11	-	Sensor Bracket (P/O PL 15.4 Item 5)
12	930W00111	DADF APS 1 Sensor
13	930W00111	DADF APS 2 Sensor
14	930W00111	DADF APS 3 Sensor
15	930W00111	DADF Pre Registration Sensor
16	930W00111	DADF Invert Sensor
17	130E87400	Registration Sensor
18	-	Feeder Housing
19	-	Actuator (Pre Registration) (P/O PL 15.7 Item 35)
20	-	Actuator (APS 1) (P/O PL 15.7 Item 35)
21	-	Actuator (APS 2) (P/O PL 15.7 Item 35)
22	-	Actuator (APS 3) (P/O PL 15.7 Item 35)
23	-	Actuator (Invert) (P/O PL 15.7 Item 35)
24	-	Spring (P/O PL 15.4 Item 5)
25	-	Bracket (Front) (P/O PL 15.4 Item 5)
26	-	Bracket (Rear) (P/O PL 15.4 Item 5)
27	-	Eliminator (P/O PL 15.4 Item 5)
28	-	Eliminator (P/O PL 15.4 Item 5)
29	-	Seal (P/O PL 15.4 Item 5)
30	-	Seal (P/O PL 15.4 Item 5)
31	-	Invert Guide (P/O PL 15.4 Item 5)
32	962K19721	Wire Harness
33	121K31912	Exit Nip Release Solenoid
34	160K97600	DADF Document Set LED
35	604K20770	Actuator Kit (Pre Registration/ APS1-3/Invert)

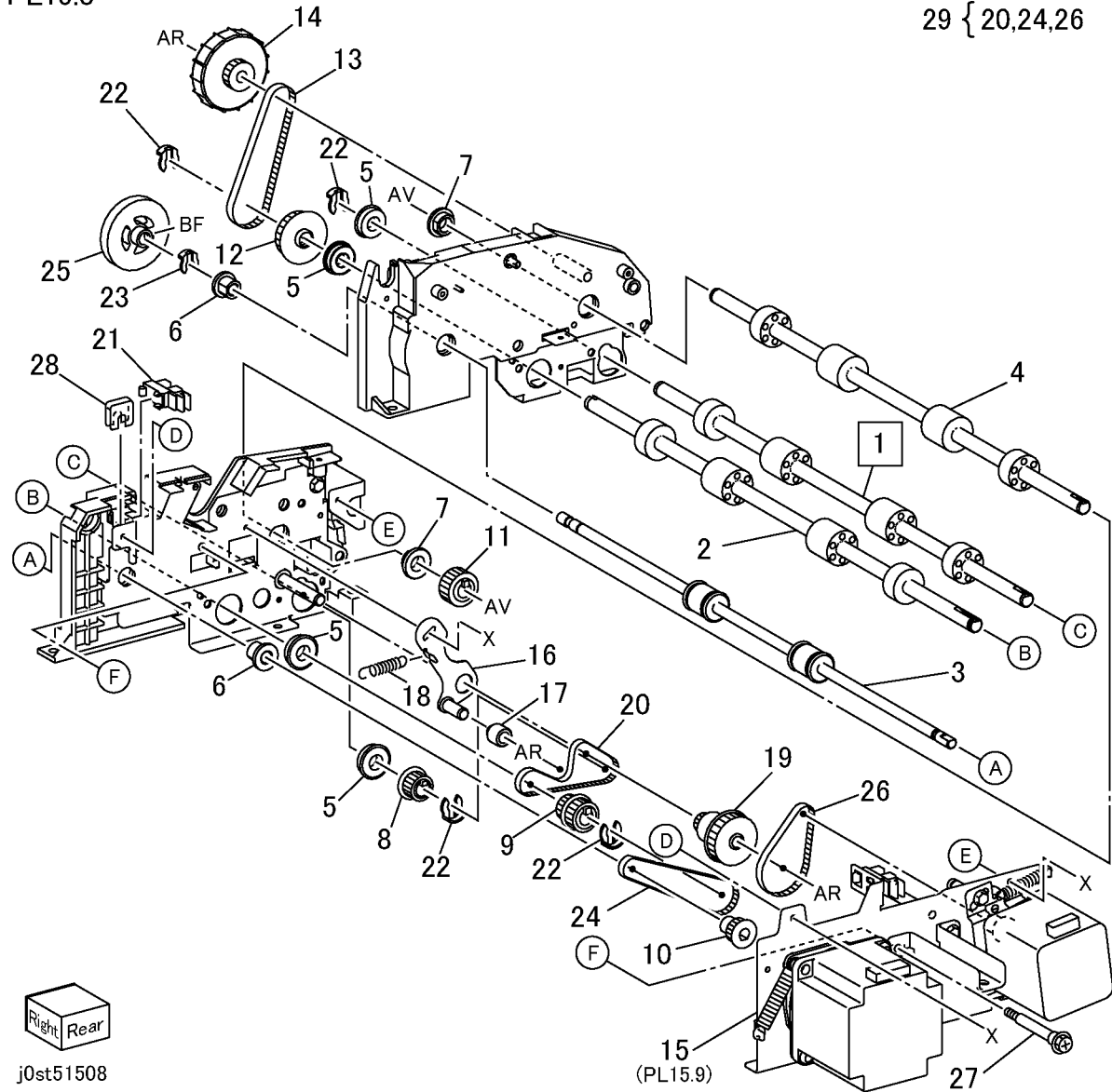


PL 15.8 DADF Feeder-Roll

Item	Part	Description
1	-	Registration Roll (REP 15.8.1) (P/O PL 15.4 Item 5)
2	-	Out Roll (P/O PL 15.4 Item 5)
3	-	Exit Roll (P/O PL 15.4 Item 5)
4	-	Takeaway Roll (P/O PL 15.4 Item 5)
5	-	Ball Bearing (P/O PL 15.4 Item 5)
6	-	Bearing (L:10mm) (P/O PL 15.4 Item 5)
7	-	Bearing (L:6mm) (P/O PL 15.4 Item 5)
8	-	Pulley (Registration) (P/O PL 15.4 Item 5)
9	-	Pulley (Out) (P/O PL 15.4 Item 5)
10	-	Pulley (Exit) (P/O PL 15.4 Item 5)
11	-	Gear (Takeaway) (P/O PL 15.4 Item 5)
12	-	Pulley (Out) (P/O PL 15.4 Item 5)
13	-	Belt (P/O PL 15.4 Item 5)
14	-	Handle Pulley (P/O PL 15.4 Item 5)
15	-	Motor Unit (PL 15.9) (P/O PL 15.1 Item 3)
16	-	Tension Bracket (P/O PL 15.4 Item 5)
17	-	Tension Roll (P/O PL 15.4 Item 5)
18	-	Spring (P/O PL 15.4 Item 5)
19	-	Pulley (P/O PL 15.4 Item 5)
20	-	Belt (P/O PL 15.8 Item 29)
21	930W00111	DADF Document Set Sensor
22	-	KL-Clip (P/O PL 15.4 Item 5)
23	-	KL-Clip (P/O PL 15.4 Item 5)
24	-	Belt (P/O PL 15.8 Item 29)
25	-	Disk (P/O PL 15.2 Item 2)
26	-	Belt (P/O PL 15.8 Item 29)
27	-	Stud Screw (P/O PL 15.2 Item 2)
28	-	Guide (P/O PL 15.2 Item 2)
29	604K20780	Belt Kit

PL15.8

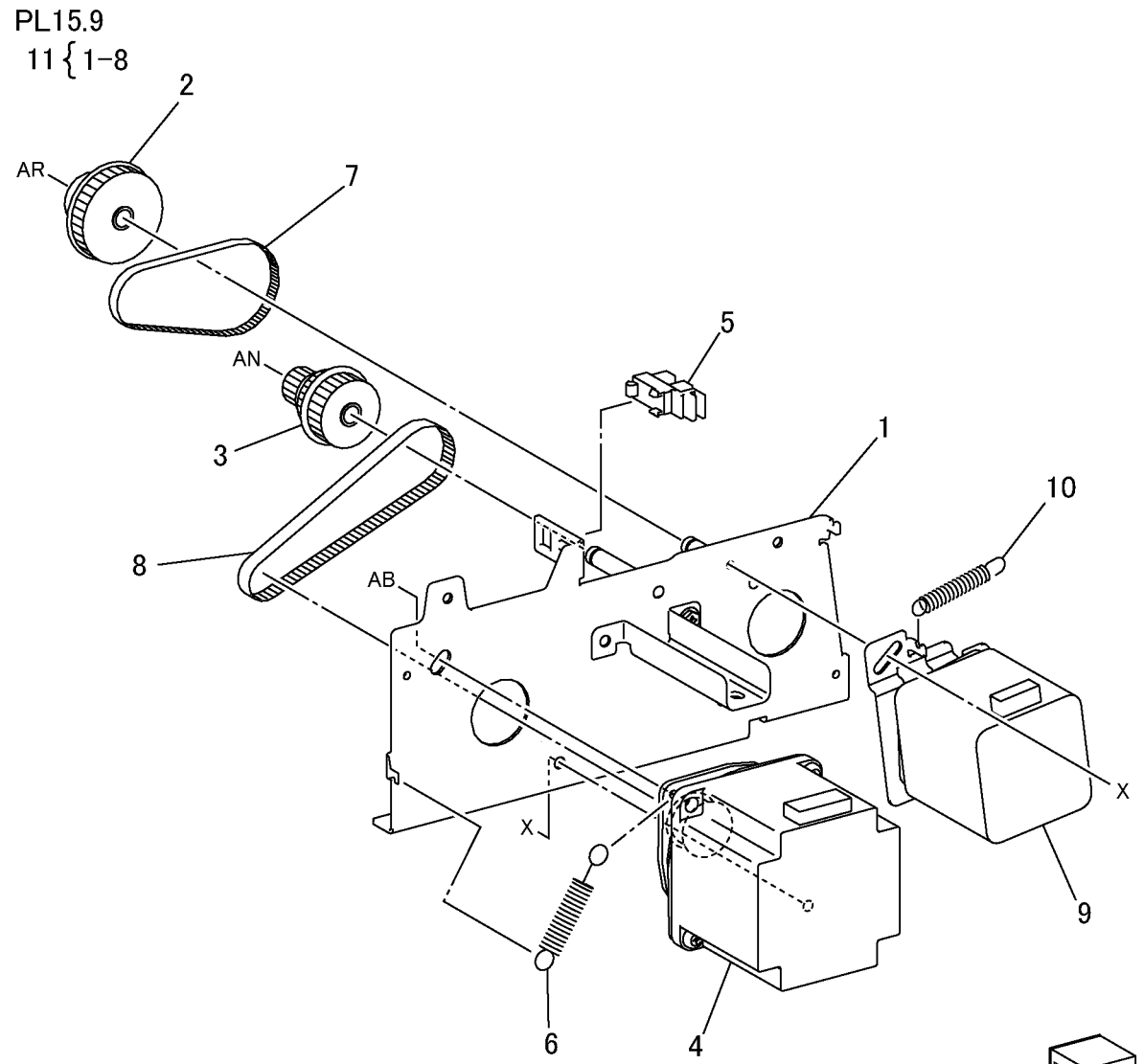
29 { 20,24,26



j0st51508

PL 15.9 Motor Unit

Item	Part	Description
1	-	Motor Bracket (P/O PL 15.9 Item 11)
2	-	Gear Pulley (20/50) (P/O PL 15.9 Item 11)
3	-	Gear Pulley (14/32/37) (P/O PL 15.9 Item 11)
4	127K38440	DADF Feed Motor
5	930W00111	DADF Feed Out Sensor
6	-	Spring (P/O PL 15.9 Item 11)
7	423W08055	Takeaway Belt (Width:4mm)
8	423W29955	Feed Belt (Width:6mm)
9	127K38460	DADF Registration Motor
10	809E50761	Spring
11	-	DADF Feed Motor Assembly (P/O PL 15.8 Item 15)

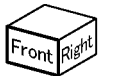
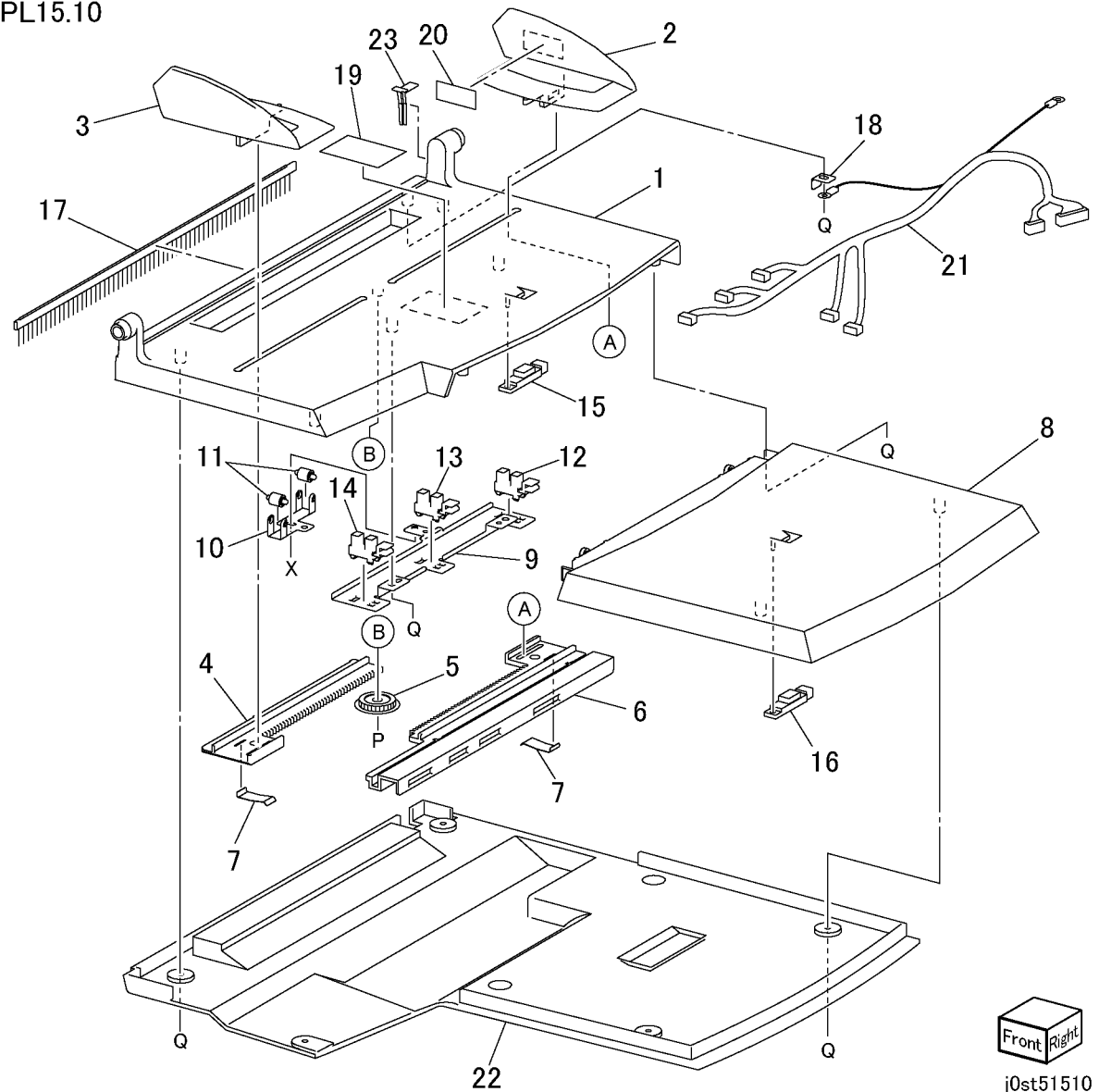


j0st51509

PL 15.10 DADF Document Tray

Item	Part	Description
1	-	Hinge Tray (P/O PL 15.2 Item 3)
2	-	Side Guide (Rear) (P/O PL 15.2 Item 3)
3	-	Side Guide (Front) (P/O PL 15.2 Item 3)
4	-	Rack Gear (P/O PL 15.2 Item 3)
5	-	Pinion Gear (P/O PL 15.2 Item 3)
6	120E22370	Rack Gear And Actuator
7	809E51860	Rack Spring
8	-	Tray Upper Cover (P/O PL 15.2 Item 3)
9	-	Sensor Bracket (P/O PL 15.2 Item 3)
10	-	Tray Spring (P/O PL 15.2 Item 3)
11	-	Roll (P/O PL 15.2 Item 3)
12	930W00111	DADF Tray Set Guide Sensor 1
13	930W00111	DADF Tray Set Guide Sensor 2
14	930W00111	DADF Tray Set Guide Sensor 3
15	130E87410	DADF Tray Size 1 Sensor
16	130E87410	DADF Tray Size 2 Sensor
17	105E06910	Eliminator
18	-	Earth Bracket (P/O PL 15.2 Item 3)
19	-	Label (Installation) (P/O PL 15.2 Item 3)
20	-	Label (Max) (P/O PL 15.2 Item 3)
21	962K19711	Tray Wire Harness
22	-	Tray Lower Cover (P/O PL 15.2 Item 3)
23	-	Harness Guide (P/O PL 15.2 Item 3)

PL15.10

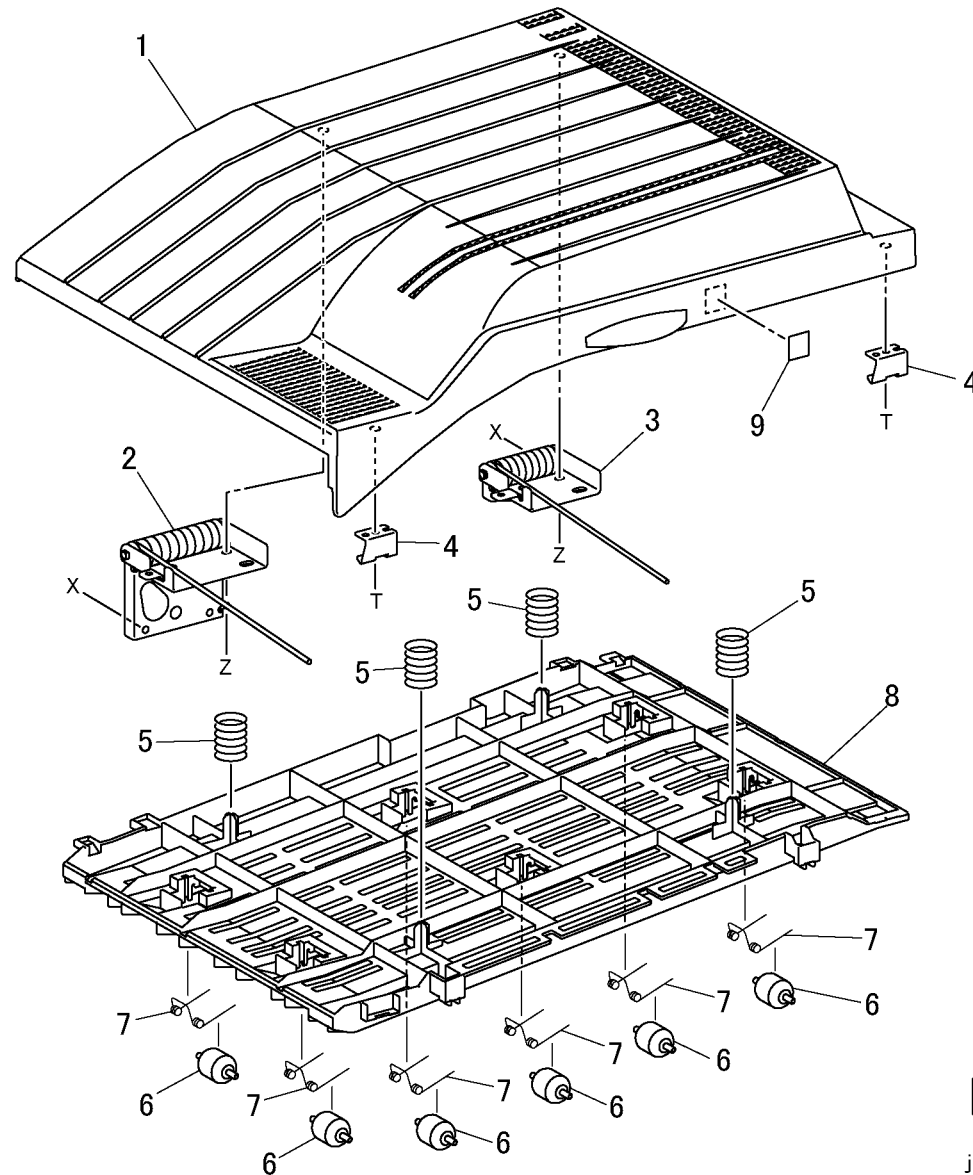


j0st51510

PL 16.2 H-Transport Assembly (1/2)

Item	Part	Description
1	-	Top Door (P/O PL 16.1 Item 2)
2	-	Hinge Assembly (Left) (P/O PL 16.1 Item 2)
3	-	Hinge Assembly (Right) (P/O PL 16.1 Item 2)
4	-	Bracket (P/O PL 16.1 Item 2)
5	-	Spring (P/O PL 16.1 Item 2)
6	-	Pinch Roll (P/O PL 16.1 Item 2)
7	-	Spring (P/O PL 16.1 Item 2)
8	-	Upper Chute (P/O PL 16.1 Item 2)
9	-	Label (P/O PL 16.1 Item 2)

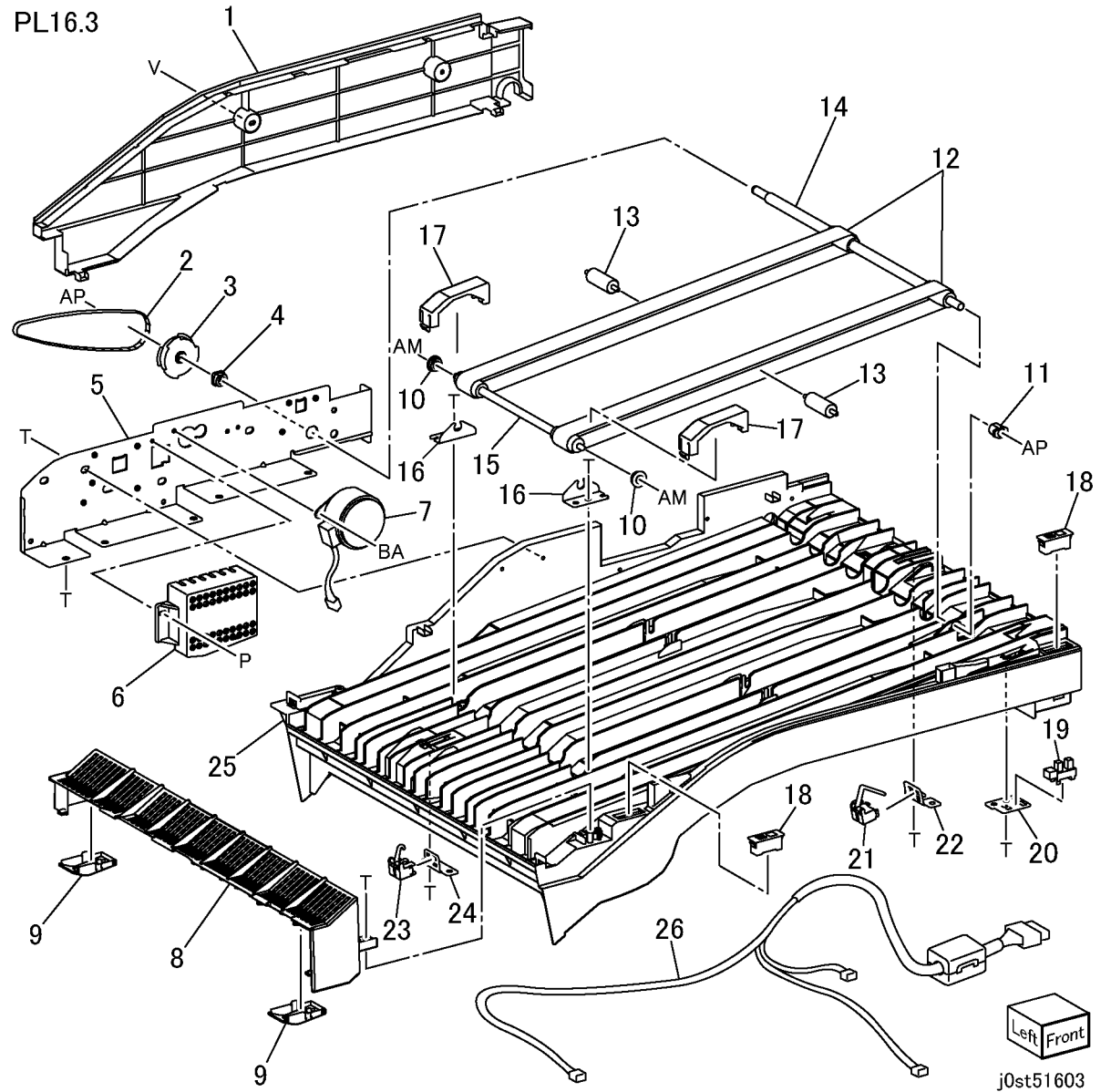
PL16.2



Left Front
j0st51602

PL 16.3 H-Transport Assembly (2/2)

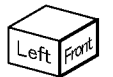
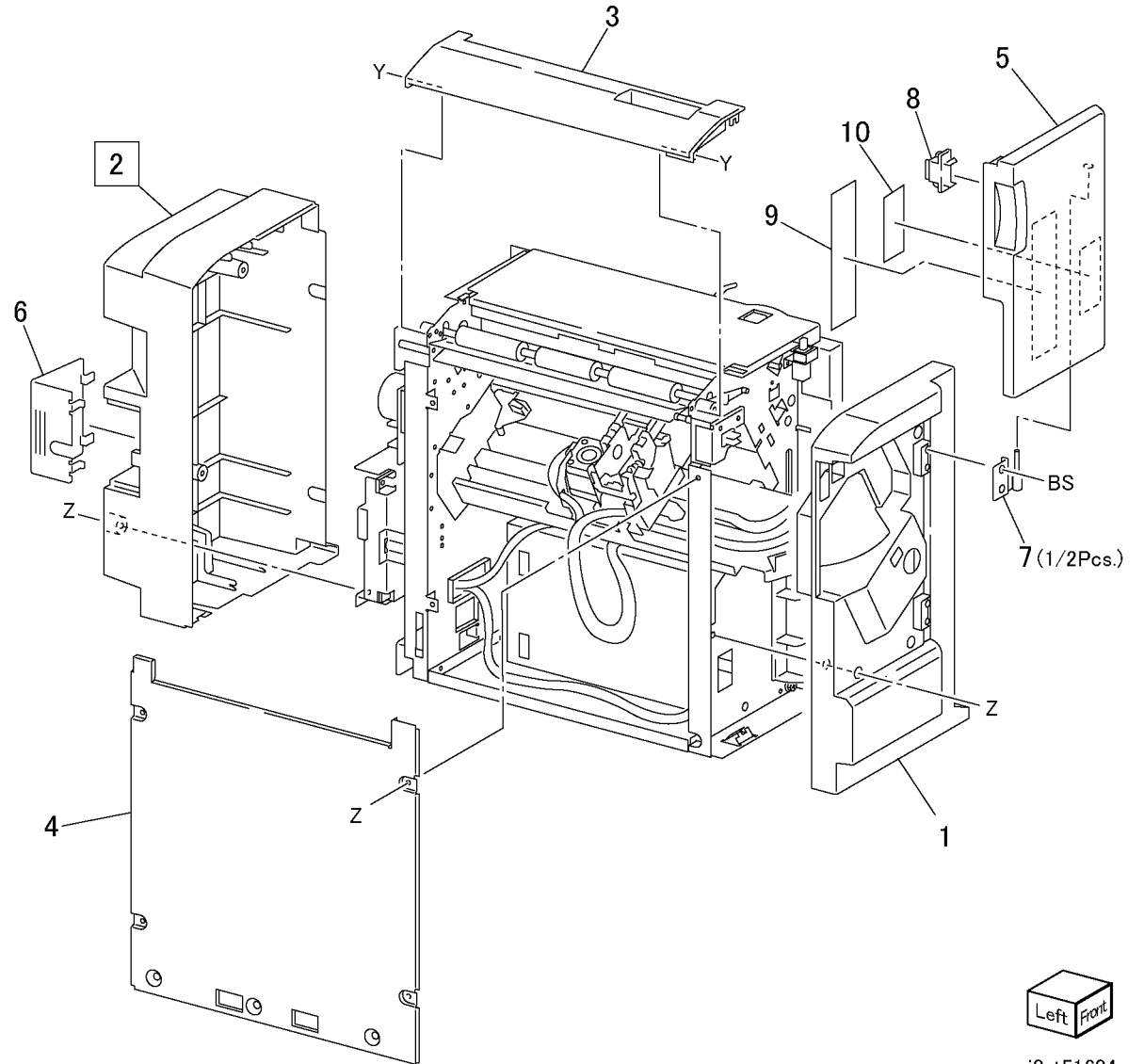
Item	Part	Description
1	-	Rear Cover (P/O PL 16.1 Item 2)
2	-	Belt (P/O PL 16.1 Item 2)
3	-	Pulley (P/O PL 16.1 Item 2)
4	-	Bearing (P/O PL 16.1 Item 2)
5	-	Bracket (P/O PL 16.1 Item 2)
6	-	Cover (P/O PL 16.1 Item 2)
7	127K39900	H-Transport Motor
8	-	Top Cover (P/O PL 16.1 Item 2)
9	-	Paper Guide (P/O PL 16.1 Item 2)
10	-	Bearing (P/O PL 16.1 Item 2)
11	-	Bearing (P/O PL 16.1 Item 2)
12	-	Belt (P/O PL 16.1 Item 2)
13	-	Roll (P/O PL 16.1 Item 2)
14	-	Shaft Assembly (Right) (P/O PL 16.1 Item 2)
15	-	Shaft Assembly (Left) (P/O PL 16.1 Item 2)
16	-	Bracket (P/O PL 16.1 Item 2)
17	-	Cover (P/O PL 16.1 Item 2)
18	-	Magnet (P/O PL 16.1 Item 2)
19	130K88780	H-Transport Interlock Sensor
20	-	Bracket (P/O PL 16.1 Item 2)
21	130K63280	H-Transport Exit Sensor
22	-	Bracket (P/O PL 16.1 Item 2)
23	130K88790	H-Transport Entrance Sensor
24	-	Bracket (P/O PL 16.1 Item 2)
25	-	Lower Chute (P/O PL 16.1 Item 2)
26	962K24360	Wire Harness



PL 16.4 Cover

Item	Part	Description
1	802E28560	Front Cover
2	802E64390	Rear Cover (REP 16.4.2)
3	802E64400	Top Cover
4	802K65090	Left Cover
5	802E28550	Front Door
6	-	Left Panel (Not Spared)
7	-	Hinge (Not Spared)
8	-	Magnet (Not Spared)
9	-	Label (Not Spared)
10	-	Label (Not Spared)

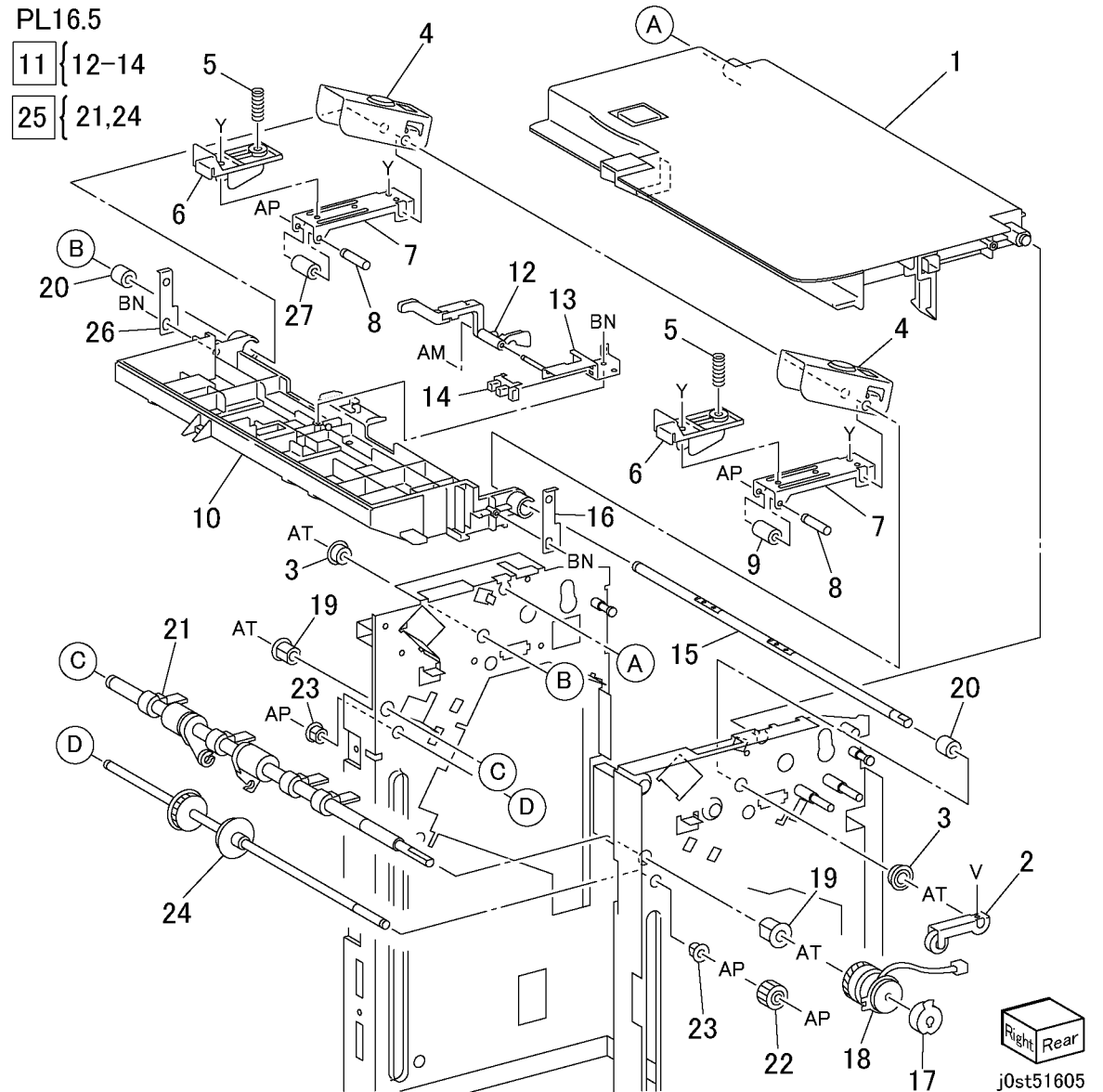
PL16.4



j0st51604

PL 16.5 Top Open Cover and Eject Roll

Item	Part	Description
1	802K28570	Top Open Cover Assembly
2	-	Arm Assembly (Not Spared)
3	-	Bearing (Not Spared)
4	-	Bracket (Not Spared)
5	-	Spring (Not Spared)
6	-	Support (Not Spared)
7	-	Bracket (Not Spared)
8	-	Shaft (Not Spared)
9	022K61480	Eject Pinch Roll
10	-	Eject Chute (Not Spared)
11	130K61920	Stack Height Sensor Assembly (REP 16.5.1)
12	-	Actuator (P/O PL 16.5 Item 11)
13	-	Bracket (P/O PL 16.5 Item 11)
14	130E82530	Stack Height Sensor (Not Spared)
15	-	Shaft (Not Spared)
16	-	Link (Not Spared)
17	-	Actuator (Not Spared)
18	121K34190	Set Clamp Clutch
19	-	Bearing (Not Spared)
20	-	Collar (Not Spared)
21	-	Eject Roll (P/O PL 16.5 Item 25)
22	007K86910	Gear (20T)
23	-	Bearing (Not Spared)
24	-	Eject Shaft (P/O PL 16.5 Item 25)
25	006K23710	Eject Roll Assembly (REP 16.5.2)
26	-	Link (Not Spared)
27	022K67800	Eject Pinch Roll (Front)

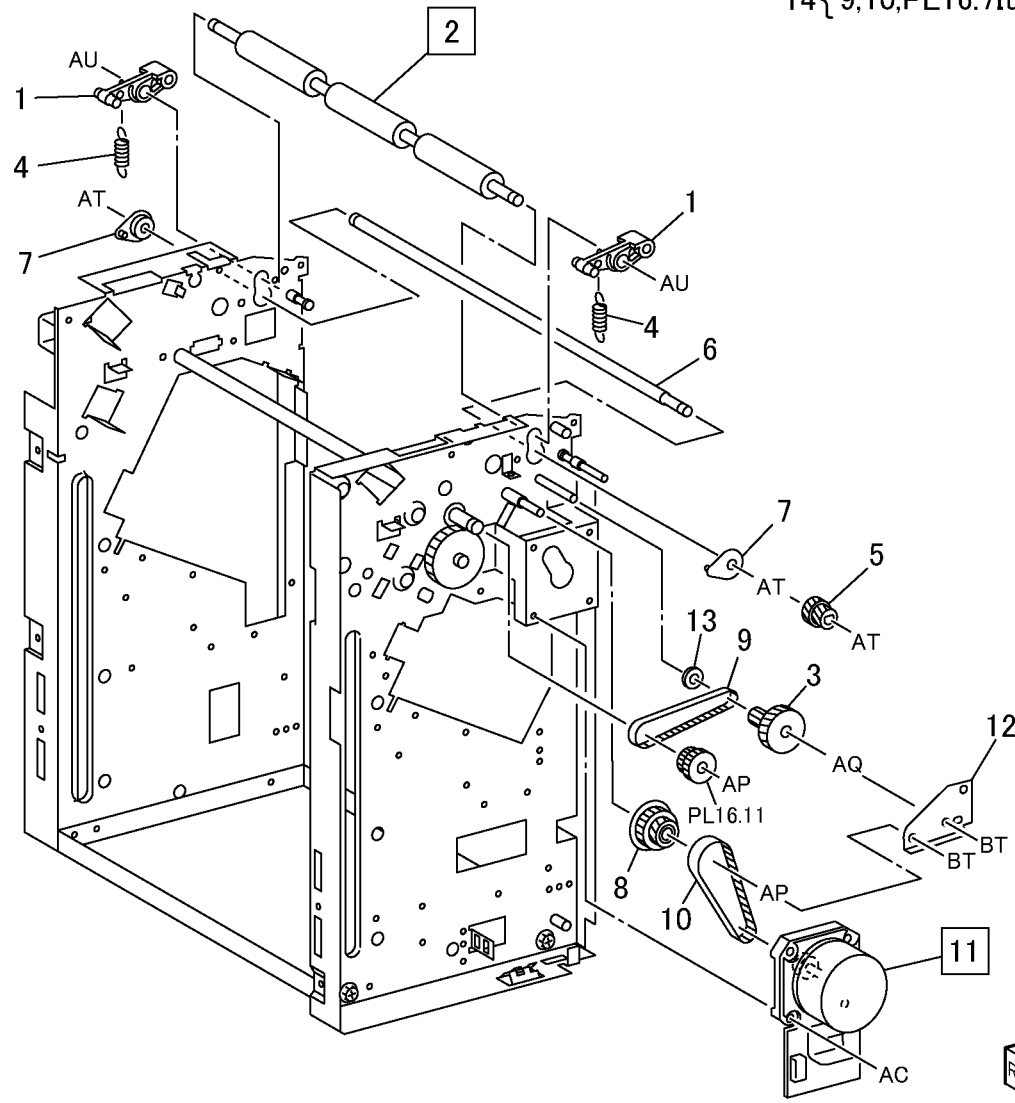


PL 16.6 Paper Transport (1/2)

Item	Part	Description
1	-	Arm (Not Spared)
2	022K67450	Decurler Roll Assembly (REP 16.6.1)
3	-	Gear (40/20T) (Not Spared)
4	-	Spring (Not Spared)
5	-	Gear (18/21T) (Not Spared)
6	-	Shaft (Not Spared)
7	-	Bearing (Not Spared)
8	-	Gear (23/52T) (Not Spared)
9	-	Belt (P/O PL 16.6 Item 14)
10	-	Belt (P/O PL 16.6 Item 14)
11	127K32840	Finisher Drive Motor (REP 16.6.2)
12	-	Bracket (Not Spared)
13	-	Collar (Not Spared)
14	604K20490	Finisher Belt Kit

PL16.6

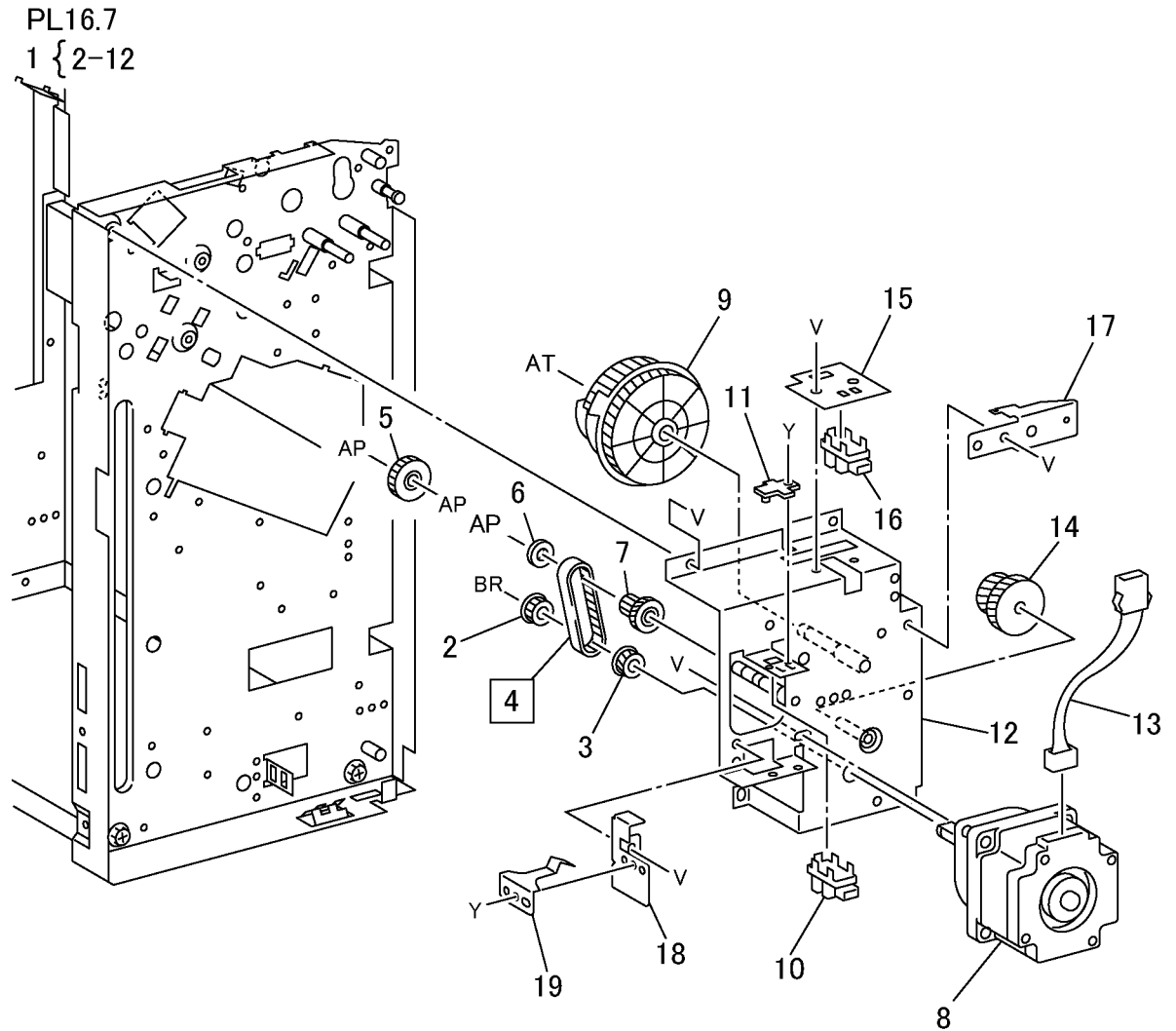
14 { 9,10,PL16.7}Item4



j0st51606

PL 16.7 Paper Transport (2/2)

Item	Part	Description
1	015K65440	Cam Bracket Assembly
2	020E34970	Pulley
3	-	Gear (15T) (P/O PL 16.7 Item 1)
4	-	Belt (REP 16.7.1) (P/O PL 16.6 Item 14)
5	-	Gear (30T) (P/O PL 16.7 Item 14)
6	-	Collar (P/O PL 16.7 Item 14)
7	-	Gear Pulley (P/O PL 16.7 Item 14)
8	127K39930	Eject Motor
9	007E67800	Cam Gear
10	130K88780	Set Clamp Home Sensor
11	-	Stopper (P/O PL 16.7 Item 14)
12	-	Bracket (P/O PL 16.7 Item 14)
13	962K28400	Wire Harness
14	-	Gear (42/27T) (Not Spared)
15	-	Plate (Not Spared)
16	130K88780	Eject Clamp Home Sensor
17	-	Bracket (Not Spared)
18	-	Bracket (Not Spared)
19	-	Spring (Not Spared)



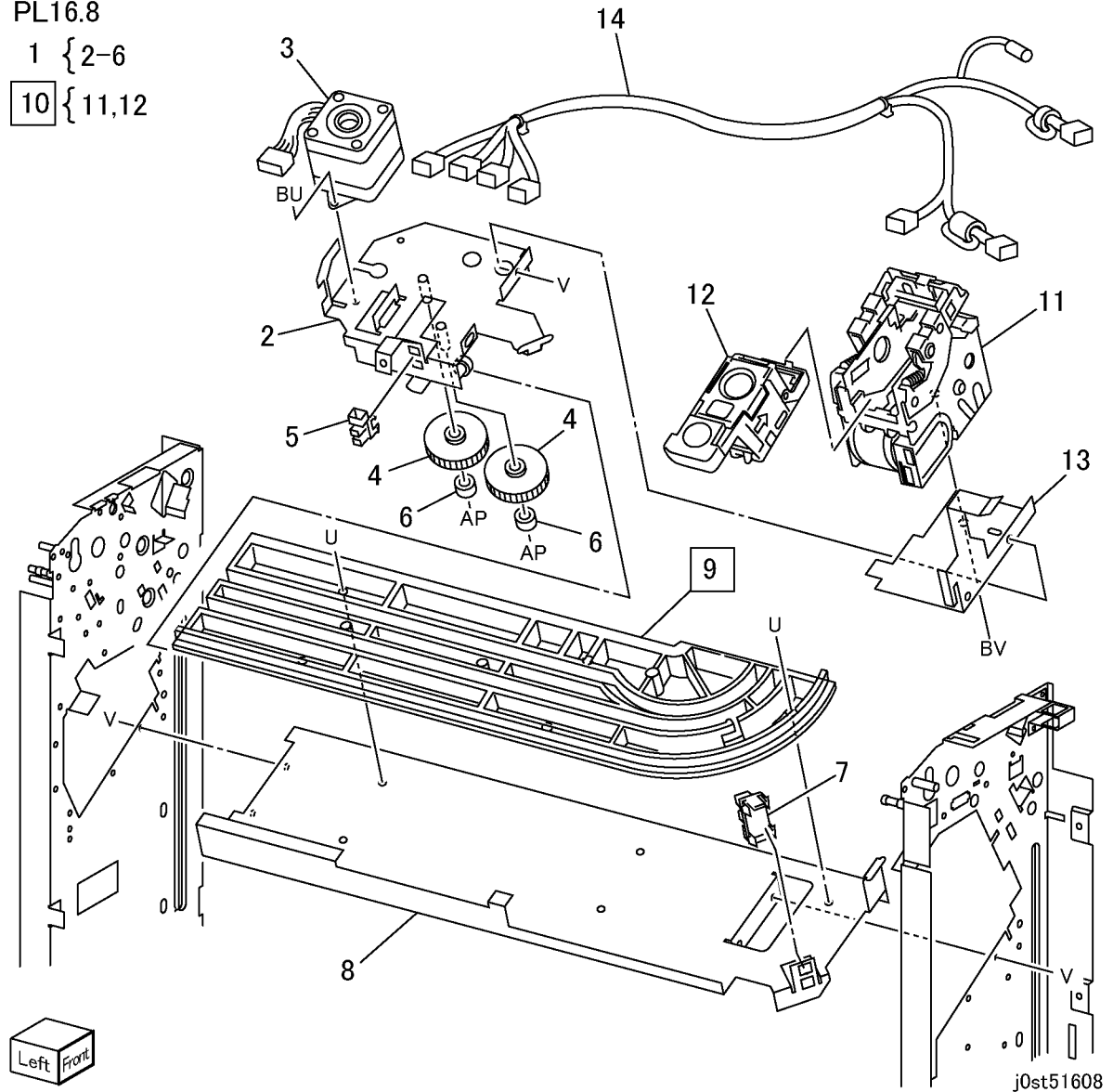
j0st51607

PL 16.8 Staple Unit

Item	Part	Description
1	041K94260	Carriage Assembly
2	-	Bracket Assembly (P/O PL 16.8 Item 1)
3	127K32860	Staple Move Motor
4	-	Gear (P/O PL 16.8 Item 1)
5	130K88770	Staple Move Sensor
6	-	Roll (P/O PL 16.8 Item 1)
7	130K88770	Staple Front Corner Sensor
8	-	Plate (Not Spared)
9	-	Rail (REP 16.8.1) (Not Spared)
10	029K91990	Staple Assembly (REP 16.8.2)
11	-	Staple (P/O PL 16.8 Item 10)
12	050K48750	Staple Cartridge
13	-	Bracket (Not Spared)
14	-	Wire Harness (Not Spared)

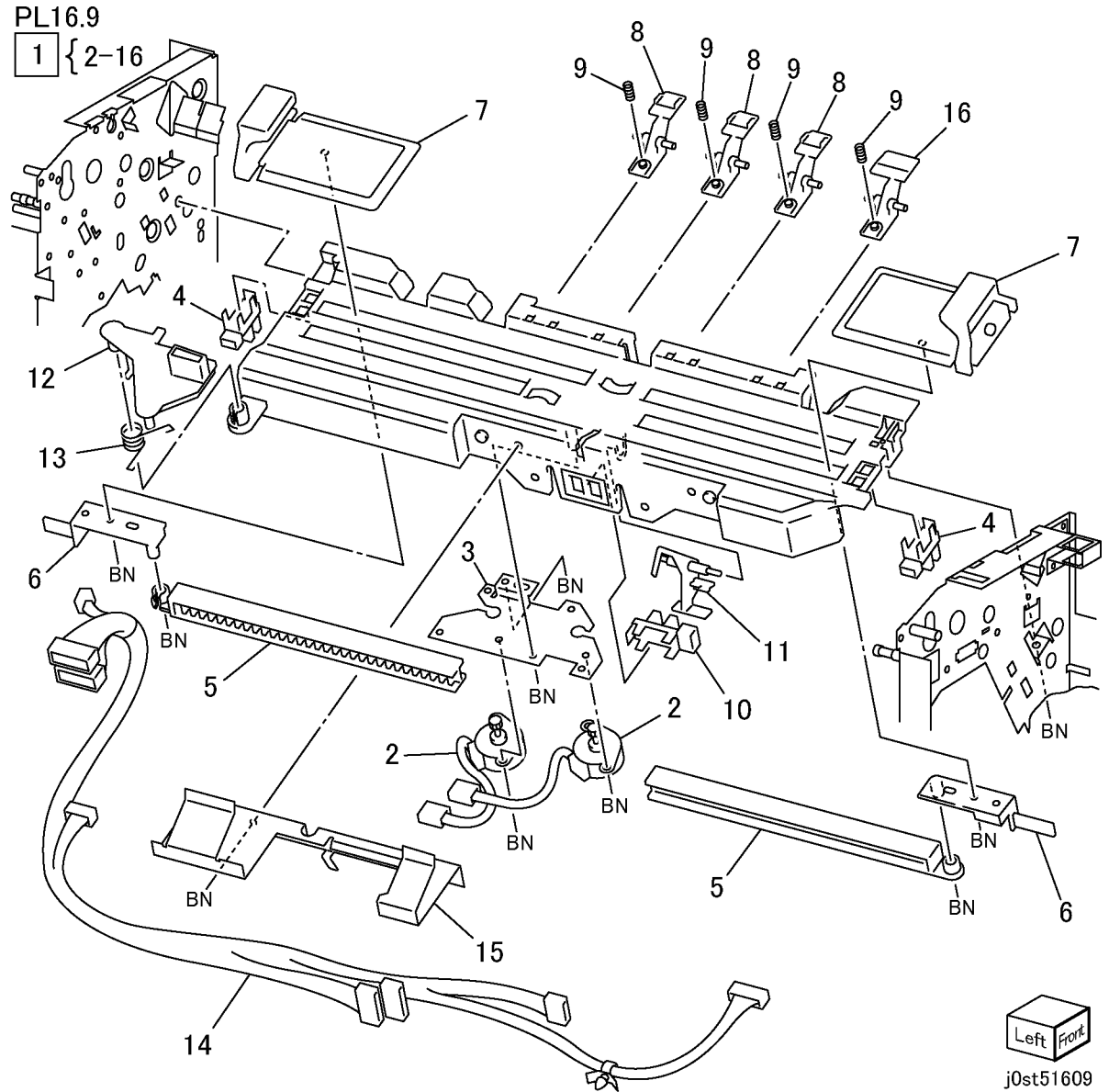
PL16.8

1 { 2-6
 10 { 11,12



PL 16.9 Compiler Tray Assembly

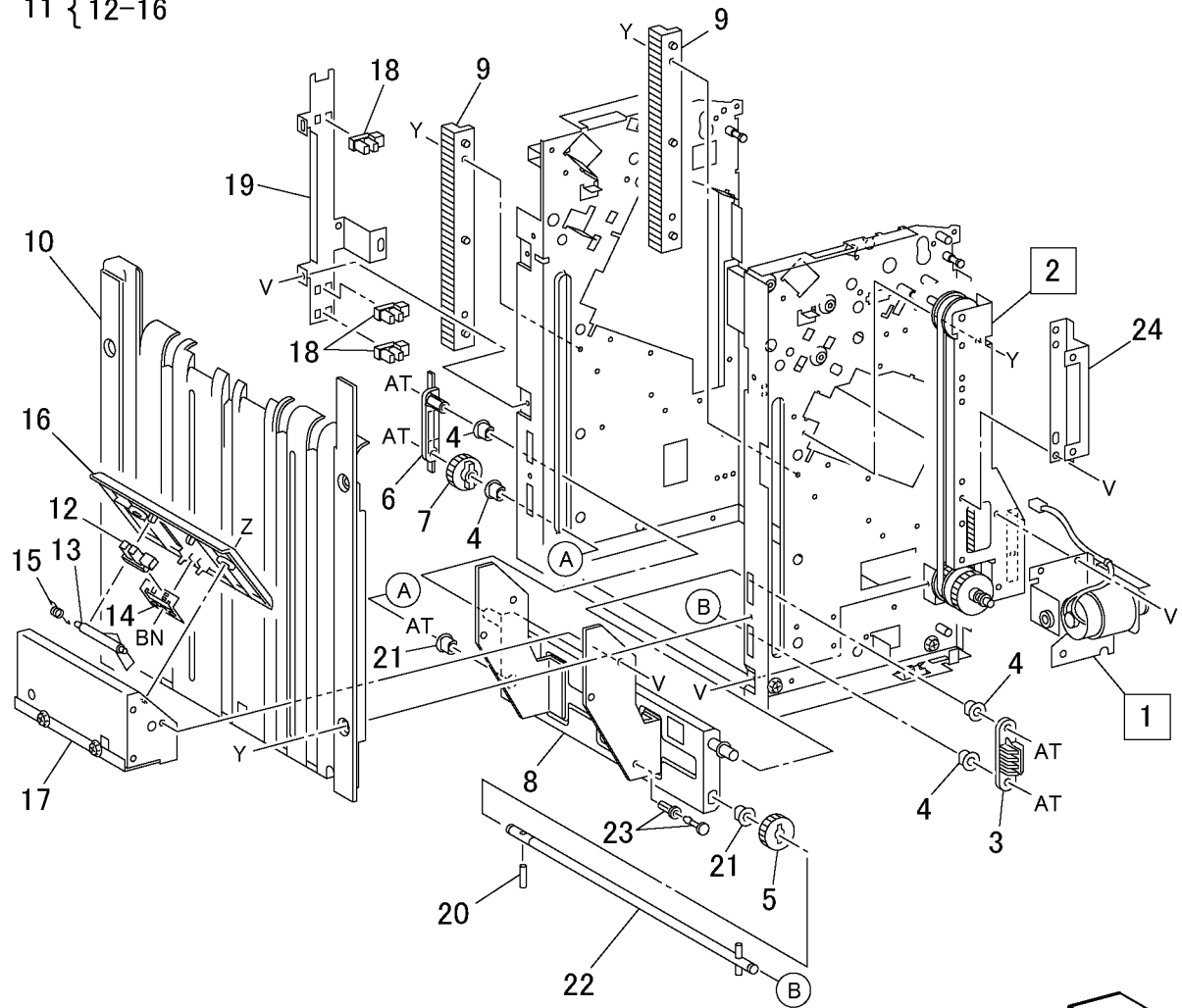
Item	Part	Description
1	050K50830	Compiler Tray Assembly (REP 16.9.1)
2	127K39920	Front/Rear Tamper Motor
3	-	Plate (P/O PL 16.9 Item 1)
4	130K88770	Front/Rear Tamper Home Sensor
5	-	Rack (P/O PL 16.9 Item 1)
6	-	Actuator (P/O PL 16.9 Item 1)
7	-	Tamper Assembly (P/O PL 16.9 Item 1)
8	-	Finger (P/O PL 16.9 Item 1)
9	-	Spring (P/O PL 16.9 Item 1)
10	130K88780	Compiler Paper Sensor
11	120E24490	Actuator
12	-	Paper Guide (P/O PL 16.9 Item 1)
13	-	Spring (P/O PL 16.9 Item 1)
14	-	Wire Harness (P/O PL 16.9 Item 1)
15	-	End Guide (P/O PL 16.9 Item 1)
16	-	Finger (P/O PL 16.9 Item 1)



PL 16.10 Elevator

Item	Part	Description
1	127K39910	Stacker Motor Assembly (REP 16.10.1)
2	-	Elevator Bracket (Front) (REP 16.10.2) (Not Spared)
3	-	Clamp (Not Spared)
4	-	Bearing (Not Spared)
5	007E67830	Gear (Rear)
6	-	Actuator (Not Spared)
7	007E67840	Gear (Front)
8	-	Stacker Tray Bracket Assembly (Not Spared)
9	-	Rack (Not Spared)
10	-	Tray Guide (Not Spared)
11	015K51640	Stack Paper Sensor Assembly
12	130K88770	Stack Paper Sensor
13	-	Actuator (P/O PL 16.10 Item 11)
14	-	Bracket (P/O PL 16.10 Item 11)
15	-	Spring (P/O PL 16.10 Item 11)
16	-	Cover (P/O PL 16.10 Item 11)
17	-	Bracket (Not Spared)
18	130K88770	Stacker Upper Limit/Stack A/Stack B Sensor
19	-	Bracket (Not Spared)
20	-	Pin (Not Spared)
21	-	Bearing (Not Spared)
22	-	Shaft (Not Spared)
23	-	Rivet (Not Spared)
24	-	Bracket (Not Spared)

PL16.10
11 { 12-16

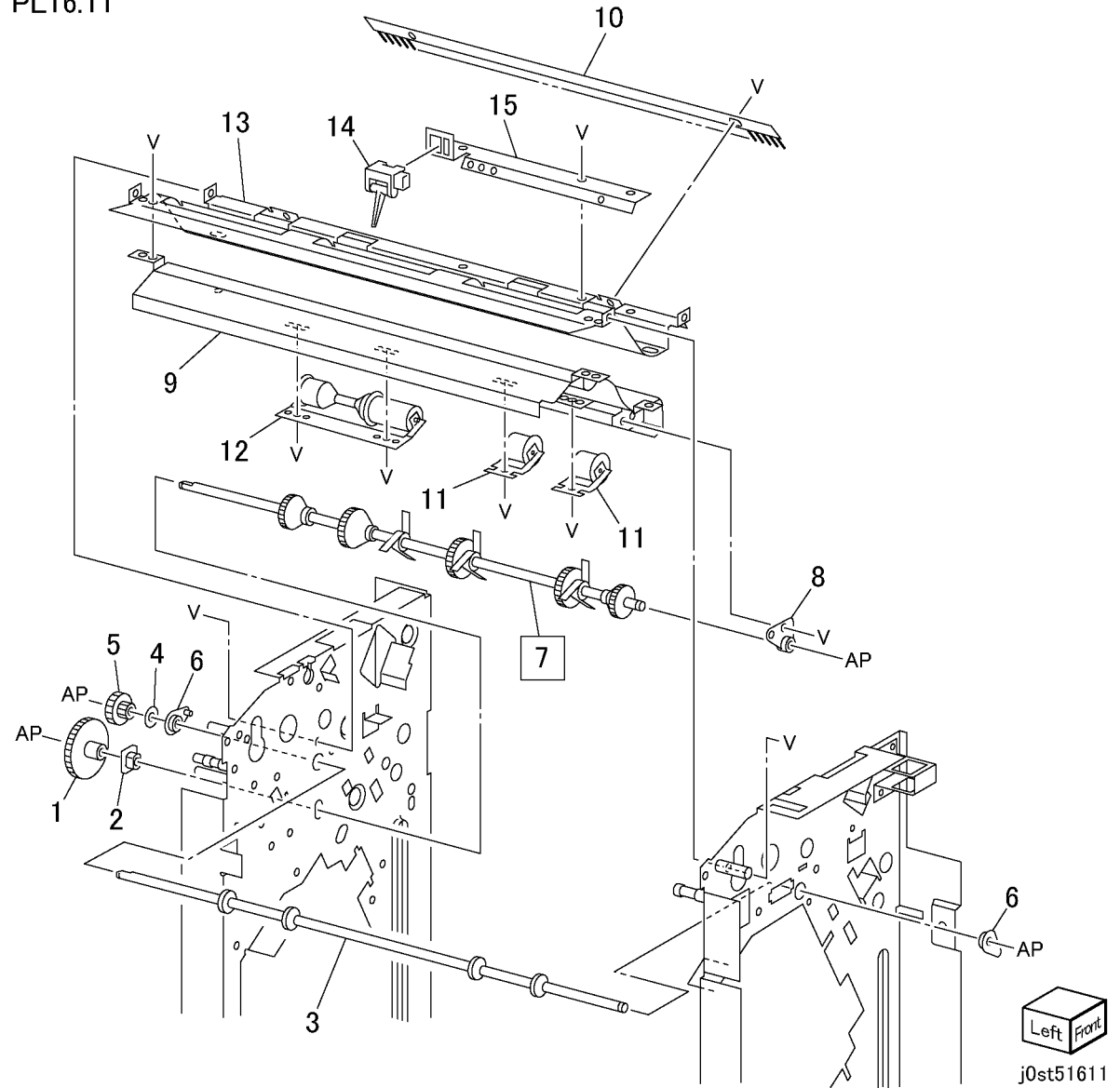


j0st51610

PL 16.11 Exit

Item	Part	Description
1	-	Gear (46Z) (Not Spared)
2	-	Bearing (Not Spared)
3	-	Exit Shaft (Not Spared)
4	-	Collar (Not Spared)
5	-	Gear (32Z/18T) (Not Spared)
6	-	Bearing (Not Spared)
7	006K23730	Paddle Gear Shaft (REP 16.11.1)
8	-	Paddle Bearing (Not Spared)
9	-	Lower Exit Chute (Not Spared)
10	-	Eliminator (Not Spared)
11	022K65140	Pinch Roll (Exit 1)
12	022K67460	Pinch Roll (Exit R)
13	-	Upper Exit Chute (Not Spared)
14	130K94740	Compiler Entrance Sensor
15	-	Bracket (Not Spared)

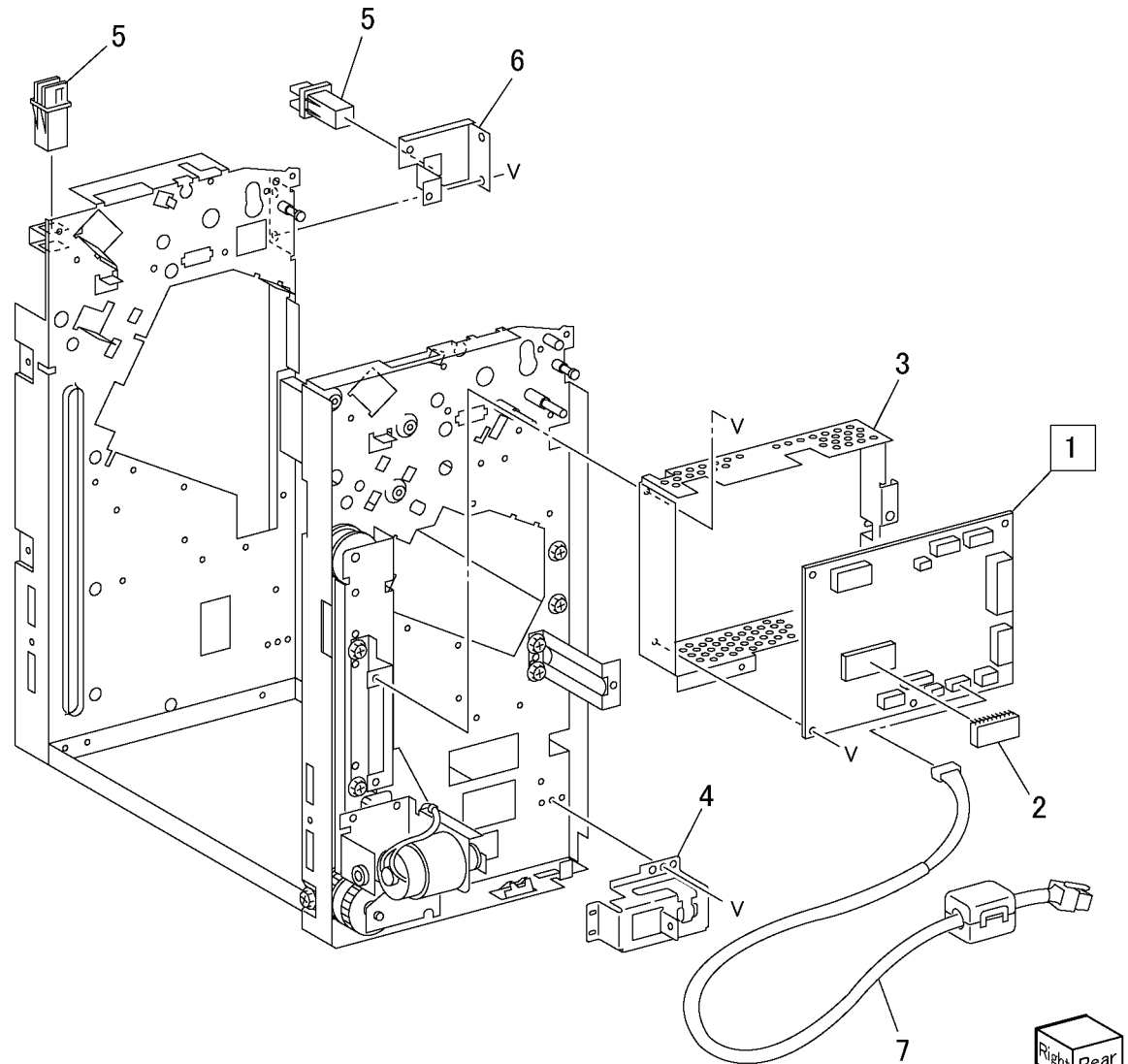
PL16.11



PL 16.12 Electrical

Item	Part	Description
1	960K01650	Finisher PWB (REP 16.12.1)
2	537K68530	ROM (23/28CPM Model)
-	540K01880	ROM (33CPM Model)
3	-	PWB Bracket (Not Spared)
4	-	Bracket (Not Spared)
5	110E97990	Top Cover/Front Door Interlock Switch
6	-	Bracket (Not Spared)
7	962K27330	I/F Harness

PL16.12



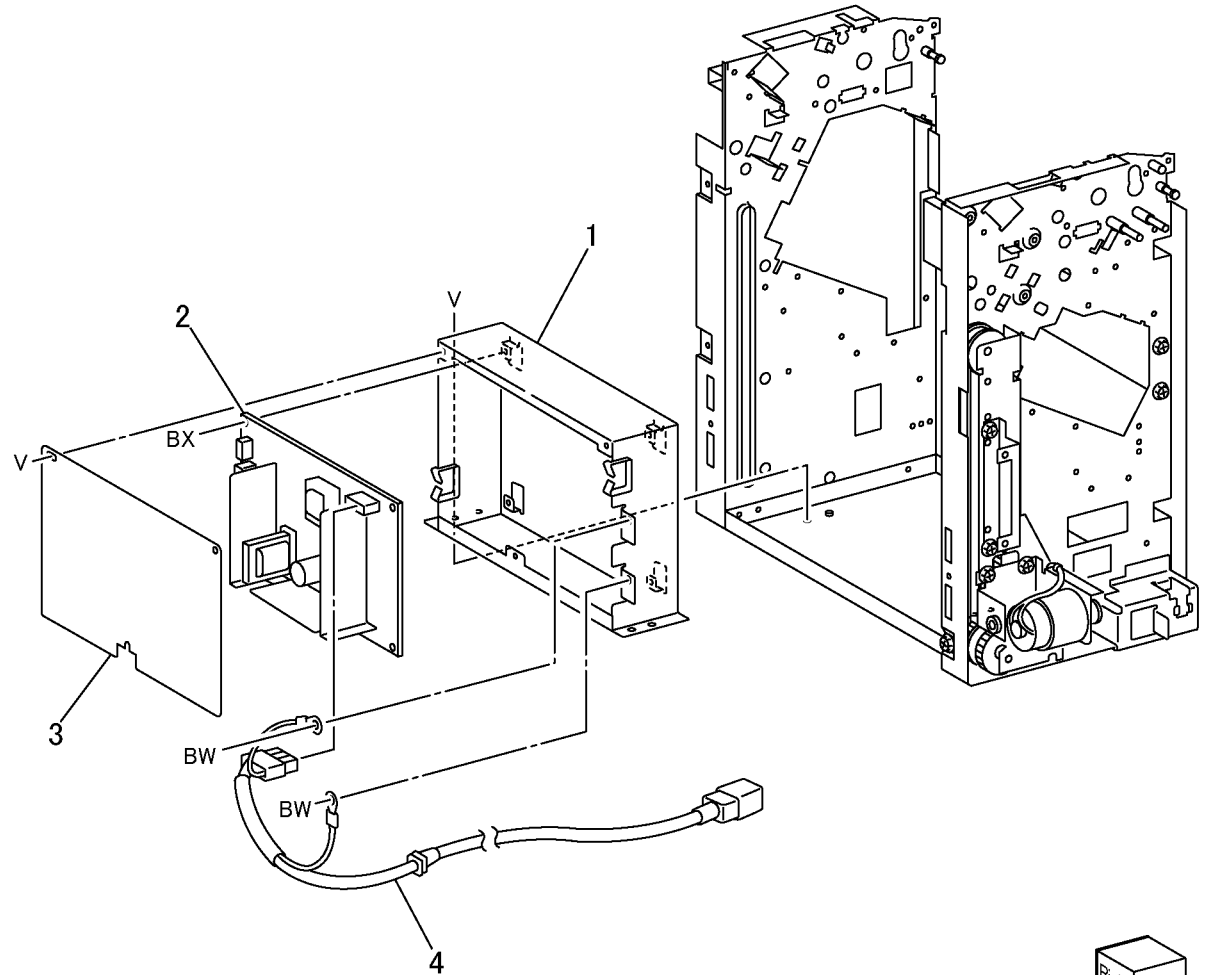
Right Rear

j0st51612

PL 16.13 LVPS

Item	Part	Description
1	–	LVPS Frame (Not Spared)
2	105K21000	LVPS (100V)
–	105K20990	LVPS (200V)
3	–	Cover (Not Spared)
4	962K27340	Power Cord

PL16.13

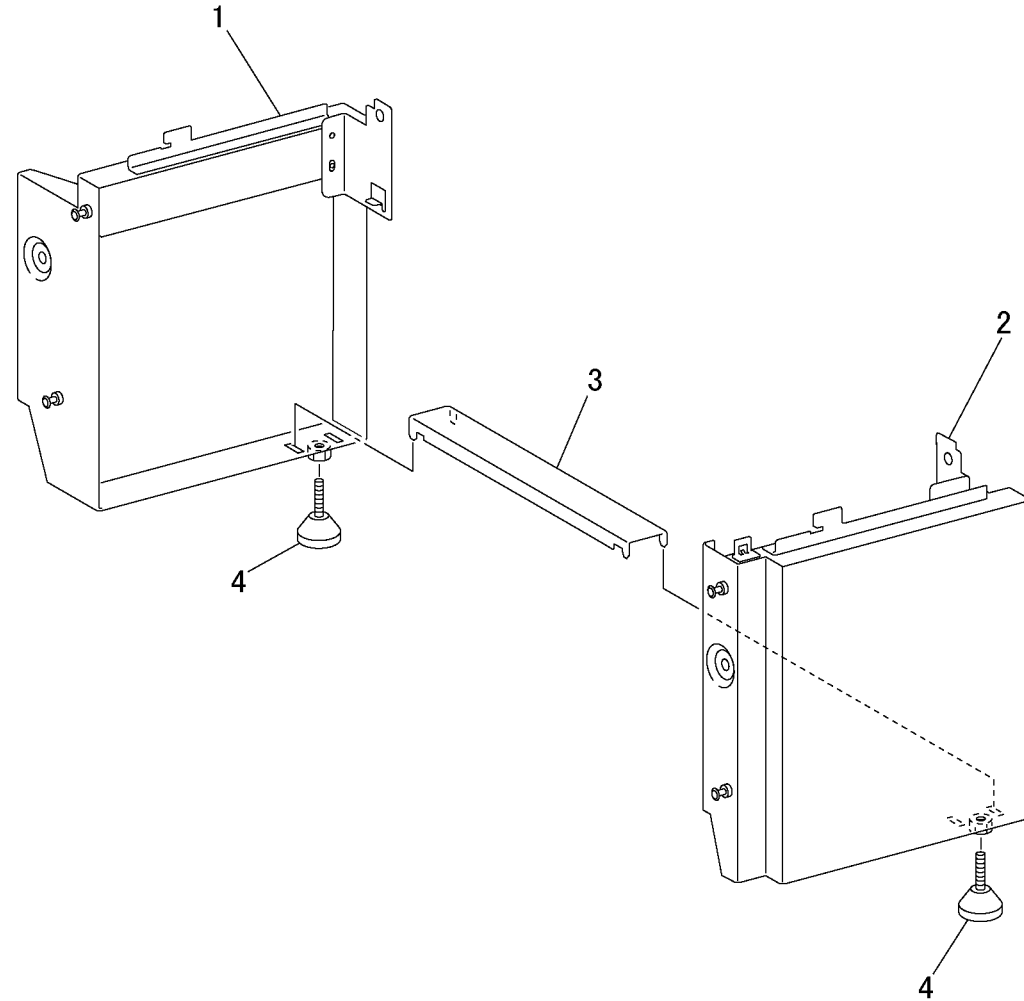


j0st51613

PL 16.14 Rack

Item	Part	Description
1	-	Rear Rack (Not Spared)
2	-	Front Rack (Not Spared)
3	-	Bottom Plate (Not Spared)
4	-	Foot (Not Spared)

PL16.14



j0st51614

Common Hardware

Item	Part	Description
A	112W 27677	Screw (Red) (M3x6)
B	112W 27678	Screw (M3x6)
C	112W 27851	Screw (M3x8)
D	112W 27898	Screw (M3x8)
E	113W 15488	Screw (M2x4)
F	113W 20678	Screw (M3x6)
G	113W 20857	Screw (M3x8)
H	113W 21278	Screw (M3x12)
J	113W 21778	Screw (M3x18)
K	113W 27688	Screw (M3x6)
L	113W 36278	Screw (M4x12)
M	114W 27678	Screw (M3x6)
N	141W 35651	Setscrew (M4x6)
P	153W 17688	Tapping Screw (M3x6)
Q	153W 17888	Tapping Screw (M3x8)
R	153W 18088	Tapping Screw (M3x10)
S	153W 27678	Tapping Screw (M3x6)
T	153W 27878	Tapping Screw (M3x8)
U	158W 27655	Screw (M3x6)
V	158W 27663	Screw (M3x6)
W	158W 27677	Screw (Red) (M3x6)
X	158W 27678	Screw (M3x6)
Y	158W 27855	Screw (M3x8)
Z	158W 27863	Screw (M3x8)
AA	158W 27878	Screw (M3x8)
AB	158W 28078	Screw (M3x10)
AC	158W 28255	Screw (M3x12)
AD	158W 28278	Screw (M3x12)
AE	158W 35678	Screw (M4x6)
AF	220W 21278	Nut (M3)
AG	271W 21250	Dowel Pin (2.5x12)
AH	285W 16251	Spring Pin (2x12)
AJ	285W 28051	Spring Pin (3x10)
AK	354W 15251	E-Clip (2)
AL	354W 15278	E-Clip (2)
AM	354W 21251	E-Clip (3)
AN	354W 21278	E-Clip (3)
AP	354W 24251	E-Clip (4)
AQ	354W 24254	KL-Clip (4)
AR	354W 24278	E-Clip (4)
AS	354W 26278	E-Clip (5)
AT	354W 27251	E-Clip (6)
AU	354W 27254	KL-Clip (6)
AV	354W 27278	E-Clip (6)
AW	354W 28278	E-Clip (7)
AX	354W 29251	E-Clip (8)
AY	354W 29278	E-Clip (8)
AZ	251W 21278	Washer (3) (t 0.5)
BA	113W 27651	Screw (M3x6)

BB	112W 27659	Screw (M3x6)
BC	113W 16088	Screw (M2x10)
BD	113W 20688	Screw (M2.5x6)
BE	113W 27551	Screw (M3x5)
BF	141W 27451	Setscrew (M3x4)
BG	153W 15888	Tapping Screw (M4x12)
BH	153W 16288	Tapping Screw (M4x12)
BJ	158W 35878	Screw (M4x8)
BK	271W 16050	Dowel Pin (2x10)
BL	285W 16051	Spring Pin (2x10)
BM	153W 17655	Tapping Screw (M3x6)
BN	153W 17855	Tapping Screw (M3x8)
BP	252W 29450	Nylon Washer (8) (t 1)
BQ	158W 36255	Screw (M4x12)
BR	354W 26251	E-Clip (5)
BS	153W 27855	Tapping Screw (M3x8)
BT	113W 20457	Screw (M3x4)
BU	113W 27451	Screw (M3x4)
BV	113W 20657	Screw (M3x6)
BW	112W 35651	Screw (M4x6)
BX	112W 27859	Screw (M3x8)
BY	158W 28678	Screw (M3x16)
BZ	285W 21851	Spring Pin (2.5x20)
CA	252W 26450	Nylon Washer (5) (t 1)
CB	251W 19278	Washer (2.5) (t 0.5)
CC	113W 21478	Screw (M3x14)
CH	354W13278	E-Clip (1.5)

Part Number Index

Table 1 Part Number Index

Part Number	Part List
003E 49861	PL 13.2
	PL 13.3
003E 58700	PL 2.1
003E 59832	PL 2.8
003E 60160	PL 6.3
	PL 6.5
003E 60171	PL 6.4
	PL 6.6
003E 61510	PL 12.1
004E 13450	PL 11.1
004K 02144	PL 15.1
005E 17860	PL 1.1
005K 05890	PL 2.3
	PL 12.3
	PL 13.6
005K 06760	PL 2.3
	PL 12.3
	PL 13.6
005K 07010	PL 2.3
	PL 12.3
	PL 13.6
006K 23011	PL 13.2
	PL 13.3
006K 23710	PL 16.5
006K 23730	PL 16.11
007E 67800	PL 16.7
007E 67830	PL 16.10
007E 67840	PL 16.10
007E 78390	PL 13.3
007E 79270	PL 2.5
007E 79320	PL 2.4
007E 79710	PL 7.2
007K 86910	PL 16.5
007K 88583	PL 1.1
007K 88751	PL 15.6
007K 89301	PL 12.6
	PL 13.8
007K 93800	PL 12.6
	PL 13.8

Table 1 Part Number Index

Part Number	Part List
010E 93341	PL 12.2
011E 14581	PL 8.1
011E 14590	PL 8.1
011E 15150	PL 7.2
012K 94341	PL 2.6
013E 22021	PL 6.2
013E 25550	PL 6.2
013E 25840	PL 6.2
013E 26060	PL 2.4
013E 26090	PL 1.1
	PL 2.4
013E 26760	PL 2.4
013E 26990	PL 2.5
013R 00589	PL 4.1
014E 44710	PL 2.1
014E 44770	PL 13.6
014E 51110	PL 12.1
015K 51640	PL 16.10
015K 61010	PL 2.5
015K 65440	PL 16.7
019E 56550	PL 7.2
019K 98720	PL 7.2
019K 98770	PL 15.4
019K 99070	PL 15.4
020E 34970	PL 16.7
020E 36560	PL 13.2
020E 36820	PL 13.3
020E 37030	PL 11.5
022K 61480	PL 16.5
022K 65140	PL 16.11
022K 67450	PL 16.6
022K 67460	PL 16.11
022K 67720	PL 16.1
022K 67800	PL 16.5
023E 21210	PL 11.5
028E 94260	PL 15.3
	PL 16.5
029K 91990	PL 16.8
030K 75540	PL 13.2
032E 20890	PL 13.2
032E 21060	PL 7.2

Table 1 Part Number Index

Part Number	Part List
032K 96940	PL 4.2
036K 91551	PL 15.3
036K 91561	PL 15.3
036K 91620	PL 6.2
038E 26723	PL 6.2
038E 31200	PL 7.2
041K 94260	PL 16.8
041K 94440	PL 11.6
041K 94470	PL 11.6
050E 19620	PL 16.1
050E 19802	PL 6.2
050E 20010	PL 6.3
	PL 6.5
050K 48750	PL 16.8
050K 49410	PL 13.1
050K 49430	PL 13.1
050K 49716	PL 15.2
050K 49741	PL 7.1
050K 49840	PL 2.1
	PL 12.1
050K 50830	PL 16.9
054E 23170	PL 13.6
054E 23842	PL 6.2
054E 23910	PL 2.4
054E 23940	PL 2.4
054E 23950	PL 2.8
054E 24331	PL 6.4
	PL 6.6
054E 24371	PL 6.3
	PL 6.5
054E 25722	PL 12.1
	PL 13.5
054K 23940	PL 2.4
054K 24051	PL 2.6
054K 24060	PL 2.8
054K 24090	PL 2.1
054K 27050	PL 2.1
059E 98190	PL 12.4
	PL 13.7
059E 98210	PL 13.1
	PL 13.1

Table 1 Part Number Index

Part Number	Part List
059E 98370	PL 2.5
059E 98590	PL 2.4
059E 98780	PL 6.4
	PL 6.6
059E 98860	PL 13.4
059K 26250	PL 12.5
	PL 13.5
059K 26340	PL 13.3
059K 26350	PL 13.4
059K 26760	PL 6.2
	PL 6.4
	PL 6.6
059K 26840	PL 2.5
059K 26953	PL 2.1
	PL 2.1
	PL 13.4
	PL 13.5
059K 27140	PL 7.2
059K 27150	PL 7.2
059K 31021	PL 2.4
059K 31263	PL 16.5
059K 31290	PL 16.5
059K 31315	PL 15.4
059K 31410	PL 15.1
059K 31572	PL 8.1
059K 31590	PL 6.2
059K 36724	PL 15.4
059K 36990	PL 6.1
059K 40370	PL 12.5
	PL 13.5
059K 42520	PL 2.1
	PL 2.1
	PL 13.4
	PL 13.5
062E 10800	PL 11.6
062K 13580	PL 3.1
062K 14502	PL 11.4
062K 15572	PL 11.1
086S 16209	PL 11.1
090K 02331	PL 11.3
090K 93011	PL 11.3

Table 1 Part Number Index

Part Number	Part List
101K 45360	PL 9.1
101K 46070	PL 9.2
101K 46110	PL 9.2
101K 51660	PL 9.1
104E 94080	PL 9.1
105E 06910	PL 15.10
105E 11370	PL 9.1
105E 11380	PL 9.1
105E 11410	PL 9.1
105E 12140	PL 11.6
105E 12210	PL 6.2
105E 12940	PL 6.4
	PL 6.6
105K 20990	PL 16.13
105K 21000	PL 16.13
110E 10620	PL 12.4
	PL 13.7
110E 11230	PL 9.1
110E 11580	PL 6.4
	PL 6.6
	PL 8.1
110E 94770	PL 2.6
	PL 10.1
110E 97990	PL 16.12
110K 11610	PL 11.2
110K 11680	PL 2.1
	PL 2.1
	PL 12.1
110K 11810	PL 4.2
110K 11820	PL 13.1
110K 11960	PL 11.4
110K 11981	PL 15.7
117E 10550	PL 9.1
117E 21570	PL 11.6
117E 21621	PL 15.3
117E 21630	PL 11.3
117E 22550	PL 9.1
	PL 9.1
117K 35790	PL 9.3
117K 35800	PL 9.3
117K 36490	PL 9.3

Table 1 Part Number Index

Part Number	Part List
117K 36500	PL 9.3
120E 21261	PL 8.1
120E 22030	PL 11.4
120E 22121	PL 5.1
120E 22230	PL 7.1
120E 22370	PL 15.10
120E 22451	PL 6.4
	PL 6.6
120E 22481	PL 2.3
	PL 12.3
	PL 13.6
120E 24490	PL 16.9
121E 92780	PL 7.2
121K 31530	PL 12.6
	PL 13.8
121K 31640	PL 2.4
121K 31810	PL 6.4
	PL 6.6
121K 31912	PL 15.7
121K 32370	PL 6.4
	PL 6.6
121K 32660	PL 2.4
121K 32730	PL 2.4
121K 34190	PL 16.5
122K 93480	PL 11.6
123K 94950	PL 11.2
126K 16480	PL 5.1
126K 16490	PL 5.1
127K 32840	PL 16.6
127K 32860	PL 16.8
127K 37880	PL 4.2
127K 37951	PL 6.2
	PL 6.4
127K 38040	PL 4.2
127K 38170	PL 12.3
	PL 13.6
127K 38190	PL 11.5
127K 38261	PL 6.4
	PL 6.6
127K 38410	PL 15.5
127K 38440	PL 15.9

Table 1 Part Number Index

Part Number	Part List
127K 38460	PL 15.9
127K 39480	PL 8.1
127K 39900	PL 16.3
127K 39910	PL 16.10
127K 39920	PL 16.9
127K 39930	PL 16.7
127K 45361	PL 1.1
130E 82740	PL 5.1
130E 85970	PL 11.4
	PL 11.4
130E 87400	PL 15.7
130E 87410	PL 15.10
	PL 15.10
130K 61920	PL 16.5
130K 63280	PL 16.3
130K 64121	PL 12.5
	PL 13.5
130K 64150	PL 11.4
	PL 11.4
130K 64261	PL 2.5
130K 64270	PL 2.4
130K 64471	PL 12.5
130K 87980	PL 4.2
130K 88770	PL 16.8
	PL 16.8
	PL 16.9
	PL 16.10
	PL 16.10
130K 88780	PL 16.3
	PL 16.7
	PL 16.7
	PL 16.9
130K 88790	PL 16.3
130K 94740	PL 16.11
133K 23830	PL 9.2
152S 06000	PL 9.1
152S 06001	PL 9.1
152S 06002	PL 9.1
152S 06003	PL 9.1
160K 91630	PL 11.2
160K 91660	PL 9.2

Table 1 Part Number Index

Part Number	Part List
160K 94205	PL 9.1
160K 94211	PL 9.1
160K 94225	PL 8.1
160K 94250	PL 9.2
160K 95830	PL 4.2
	PL 4.2
160K 95903	PL 9.3
160K 97456	PL 12.6
	PL 13.8
160K 97600	PL 15.7
160K 97643	PL 9.3
160K 97876	PL 15.3
160K 99811	PL 11.3
162K 56100	PL 2.4
413W 11860	PL 2.5
423W 08055	PL 15.9
423W 29955	PL 15.9
537K 68270	PL 9.2
537K 68530	PL 16.12
540K 01880	PL 16.12
604K 20390	PL 6.2
604K 20400	PL 6.4
	PL 6.6
604K 20410	PL 7.1
604K 20420	PL 6.2
604K 20430	PL 6.4
	PL 6.6
604K 20440	PL 11.5
604K 20460	PL 8.2
604K 20470	PL 8.2
604K 20490	PL 16.6
604K 20500	PL 1.1
604K 20510	PL 11.5
604K 20520	PL 7.1
604K 20530	PL 2.3
	PL 12.3
	PL 13.6
604K 20540	PL 2.2
	PL 12.2
604K 20550	PL 2.1
	PL 12.1

Table 1 Part Number Index

Part Number	Part List
	PL 12.2
	PL 13.1
604K 20680	PL 6.4
	PL 6.6
604K 20690	PL 6.4
	PL 6.6
604K 20700	PL 6.4
	PL 6.6
604K 20710	PL 12.1
604K 20720	PL 12.5
	PL 12.6
604K 20730	PL 13.2
	PL 13.3
604K 20740	PL 13.2
604K 20750	PL 13.2
	PL 13.3
604K 20760	PL 15.6
604K 20770	PL 15.7
604K 20780	PL 15.8
604K 20790	PL 16.1
607K 20740	PL 13.3
801K 05633	PL 15.2
801K 05760	PL 7.2
802E 28550	PL 16.4
802E 28560	PL 16.4
802E 54540	PL 11.1
802E 54550	PL 11.1
802E 54560	PL 11.1
802E 54750	PL 12.7
	PL 13.9
802E 54762	PL 12.7
	PL 13.9
802E 54771	PL 12.7
	PL 13.9
802E 55150	PL 6.2
802E 55170	PL 8.1
802E 55191	PL 10.1
802E 55200	PL 7.1
802E 55211	PL 7.1
802E 55221	PL 10.1
802E 55230	PL 10.2

Table 1 Part Number Index

Part Number	Part List
802E 55241	PL 10.2
802E 55270	PL 10.2
802E 55281	PL 10.2
802E 55311	PL 10.1
802E 55341	PL 10.1
802E 55391	PL 10.1
802E 55411	PL 10.2
802E 55430	PL 10.1
802E 55521	PL 11.2
802E 55532	PL 11.2
802E 55550	PL 11.2
802E 55701	PL 2.5
802E 57292	PL 15.2
802E 57441	PL 15.2
802E 64390	PL 16.4
802E 64400	PL 16.4
802E 75231	PL 10.2
802K 28570	PL 16.5
802K 49240	PL 2.6
802K 53485	PL 13.7
802K 53502	PL 12.4
802K 55690	PL 11.1
802K 56093	PL 2.6
802K 58260	PL 2.6
802K 59200	PL 11.1
802K 60061	PL 11.2
802K 62050	PL 10.1
802K 64100	PL 4.1
802K 64711	PL 11.2
802K 65090	PL 16.4
802K 65582	PL 2.8
807E 00180	PL 6.4
	PL 6.6
807E 00550	PL 15.6
807E 02610	PL 7.2
807E 08690	PL 1.1
809E 37170	PL 6.3
	PL 6.5
809E 37332	PL 6.4
	PL 6.6
809E 42201	PL 5.1

Table 1 Part Number Index

Part Number	Part List
809E 50210	PL 6.4
	PL 6.6
809E 50761	PL 15.9
809E 51860	PL 15.10
815E 04811	PL 11.3
830E 45710	PL 12.4
	PL 13.7
849E 13981	PL 2.8
892E 99040	PL 10.1
893E 04480	PL 11.1
893E 04490	PL 11.1
893E 04500	PL 11.1
893E 04510	PL 11.1
908W 01201	PL 9.1
927W 00111	PL 3.1
930W 00111	PL 16.5
	PL 15.7
	PL 15.7
	PL 15.7
	PL 15.7
	PL 15.7
	PL 15.7
	PL 15.8
	PL 15.9
	PL 15.10
	PL 15.10
	PL 15.10
930W 00113	PL 2.3
	PL 2.3
	PL 6.2
	PL 6.4
	PL 6.4
	PL 6.6
	PL 7.1
	PL 8.1
	PL 12.3
	PL 12.3
	PL 13.6
	PL 13.6
930W 00211	PL 2.3
	PL 2.4
	PL 12.3

Table 1 Part Number Index

Part Number	Part List
	PL 13.6
930W 00212	PL 13.4
960K 00333	PL 9.3
960K 01120	PL 9.2
960K 01650	PL 16.12
960K 02441	PL 11.2
960K 05030	PL 12.6
	PL 13.8
960K 09910	PL 9.1
960K 15700	PL 9.2
962K 13060	PL 4.2
962K 13080	PL 9.4
962K 13090	PL 9.4
962K 13100	PL 9.4
962K 13111	PL 9.4
962K 13120	PL 7.1
962K 13140	PL 9.4
962K 13200	PL 9.4
962K 13211	PL 9.4
962K 13240	PL 9.4
962K 13250	PL 9.4
962K 13301	PL 9.4
962K 13500	PL 9.4
962K 13510	PL 9.4
962K 15241	PL 6.2
962K 18162	PL 12.6
962K 18171	PL 12.5
	PL 13.5
962K 18690	PL 9.1
962K 18882	PL 6.4
	PL 6.6
962K 18900	PL 12.5
962K 18912	PL 2.3
	PL 2.3
	PL 13.6
962K 19220	PL 9.4
962K 19691	PL 2.3
	PL 12.3
	PL 13.6
962K 19703	PL 16.5
962K 19711	PL 15.10

Table 1 Part Number Index

Part Number	Part List
962K 19721	PL 15.7
962K 19731	PL 15.4
962K 19740	PL 15.4
962K 19750	PL 15.4
962K 19790	PL 15.3
962K 23460	PL 2.5
962K 23600	PL 9.4
962K 24360	PL 16.3
962K 27330	PL 16.12
962K 27340	PL 16.13
962K 28400	PL 16.7
962K 30410	PL 12.6
962K 32120	PL 9.4
962K 32130	PL 9.4