

## パーツカタログの 使用方法について

1. このパーツカタログは、必要な部品をイラスト図面と照合するだけで確認できるようになっております。

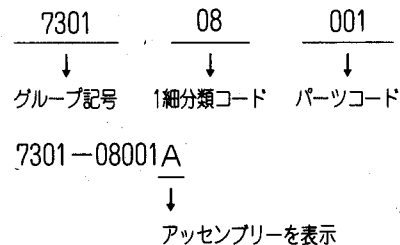
ご注文の際には、ご使用の機械名と機械番号、パーツリストの左上にありますフィギュアコード番号および必要部品のインデックスNoと必要数量を連絡するだけで注文ができます。

但し部品の中には構造上、精度上の関係から工場出荷時より組付けた状態（アセンブリーパーツ）で出荷せざるを得ない部品がありますので予めご了承願います。

2. 部品番号には、専用部品と附属部品の2種類に大別されております。

専用部品の番号構成は次の通りです。

例 7301-08001




3. 附属部品（ボルト、ナット、ワッシャー等）は個々部品の寸法の違いにより数多い点数となります。

従ってこれらの部品は、専用部品とは区別し、特別な番号を付けてあります。

番号の数字によってその部品の規格が判明するようになっており、かつまた、生産の合理化を目標としたものです。

例 101-366



従って101-366の部品は六角ボルトで、径が6mm  
長さが16mmであることが判明する訳です。

これらの附属部品の番号、仕様の一覧表は4頁を参照してご利用下さい。

4. このパーツカタログは、C52E、C252Eシリーズの4機種を同時に表示しております。

各機種の構成はパーツリストの個数欄で判明するようになっております。(C52Eでは、C52Eの欄に個数を記入してある部品で構成されております。)

5. このパーツリストは、給紙側より排紙側までの機構を7グループに区別構成されております。

この7グループの内には、専用部品と他のモデルと互換の利く部品(H, M, I, G, F, A, X, R, B, U, CK, KC, PC)から構成してあります。

7301グループ……給紙部(C52E, C252E)

7302グループ……印刷部・変速部

7303グループ……インキ部・給湿部・  
ブランケット洗浄部

7304グループ……排紙部

7305グループ……カバー部, 給油部

7313グループ……給紙部(C52E-SF, C252E-SF)

Eグループ……電気部

6. このパーツリストは、精密な立体組立図により構成されておりますから、簡単な修理作業及びメカニズムを理解する上に於て本書は十分にお役にたつことと存じます。

7. このパーツリストは、予告なく変更する場合があります。

## How to use Parts Catalog

1. Find the parts you need in the illustrations and get their code numbers and descriptions in this parts catalog. Your order must show: ① index numbers, ② code numbers, and ③ quantities required.

For structural accuracy, we supply certain parts already assembled into larger unit components instead of supplying basic members individually.

2. Some of the parts are for use in C Series only and some are not. Parts of C Series are shown in the catalog as follows.

(Example)

7301-08001	7301	=	Group symbol
	08	=	Sub-division
	001	=	Parts code
7301-08001A	A	=	Assembly

3. The parts which are not exclusive to HAMADA Series but used in our all other presses (high speed rotary letterpresses, web offset, etc.) are shown as follows:

(Example)

101-366	101	=	Hexagonal bolt
	366	=	6mm dia. 16mm long

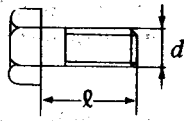
4. This parts catalog is designed for use of all C Series Presses (C52E, C252E, C52E-SF, C252E-SF) and quantities of parts needed for respective presses can be found as per Units per Assembly.
5. This parts catalog has 7 groups, which are composed of the parts exclusively used on C Series and the parts (H. M. I. G. F. A. X. R. B. U. CK. KC. PC.) interchangeably used on other Hamada Series Presses.

7301 Group	.....	Feed Section (C52, C252)
7302 Group	.....	Press Section, Drive Section
7303 Group	.....	Ink Section, Dampening Section, Blanket Cleaner
7304 Group	.....	Delivery Section
7305 Group	.....	Covers
7313 Group	.....	Feed Section (C52-SF, C252-SF)
E Group	.....	Electric Section

6. The exploded views contained in the Catalog will help understanding of mechanism and will be found useful in making simple repair.
7. Subject to change without prior notice.

# 規格部品リスト STANDARD STOCK PARTS NO.

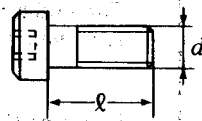
六角ボルト



Screw

	$d \times l$
101 - 362	M 6 × 12
101 - 366	M 6 × 16
101 - 370	M 6 × 20
101 - 375A	
101 - 382.5	M 6 × 40
101 - 408	M 4 × 8
101 - 430	M 4 × 30
101 - 466	M 8 × 16
101 - 470	M 8 × 20
101 - 472	M 8 × 22
101 - 475	M 8 × 25
101 - 475T	M 8 × 25
101 - 480	M 8 × 30
101 - 480T	M 8 × 30
101 - 481	M 8 × 35
101 - 512	M 5 × 12
101 - 512.01	M 5 × 12
101 - 516	M 5 × 16
101 - 520T	M 5 × 20
101 - 525	M 5 × 25
101 - 525.5	M 5 × 25
101 - 530	M 5 × 30
101 - 531	M 5 × 35
101 - 531.01	M 5 × 35
101 - 532.01	M 5 × 40
101 - 560	M10 × 20
101 - 565	M10 × 25
101 - 565T	M10 × 25
101 - 570	M10 × 30

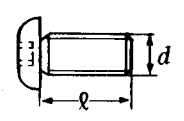
キャップ  
ボルト



Screw

	$d \times l$
117 - 305	M 3 × 5
117 - 308	M 3 × 8
117 - 358.01	M 6 × 8
117 - 360	M 6 × 10
117 - 362	M 6 × 12
117 - 365	M 6 × 15
117 - 365.01	M 6 × 15
117 - 368	M 6 × 18
117 - 370	M 6 × 20
117 - 372	M 6 × 22
117 - 375	M 6 × 25
117 - 380	M 6 × 30
117 - 381	M 6 × 35
117 - 382	M 6 × 40
117 - 383	M 6 × 45
117 - 385	M 6 × 55
117 - 387	M 6 × 65
117 - 388	M 6 × 70
117 - 389	M 6 × 75
117 - 393	M 6 × 100
117 - 405	M 4 × 5
117 - 406	M 4 × 6
117 - 408	M 4 × 8
117 - 410	M 4 × 10
117 - 412	M 4 × 12
117 - 415	M 4 × 15
117 - 465	M 8 × 15
117 - 470	M 8 × 20
117 - 475	M 8 × 25
117 - 480	M 8 × 30
117 - 482	M 8 × 40
117 - 483	M 8 × 45
117 - 484	M 8 × 50
117 - 485	M 8 × 55
117 - 486	M 8 × 60
117 - 486.5	M 8 × 60
117 - 487	M 8 × 65
117 - 508	M 5 × 8
117 - 510	M 5 × 10
117 - 512	M 5 × 12
117 - 512.01	M 5 × 12
117 - 515	M 5 × 15
117 - 518	M 5 × 18
117 - 520	M 5 × 20
117 - 522	M 5 × 22
117 - 525	M 5 × 25
117 - 530	M 5 × 30
117 - 531	M 5 × 36
117 - 532	M 5 × 40
117 - 532.01	M 5 × 40
117 - 565	M10 × 25
117 - 571	M10 × 35
117 - 572	M10 × 40

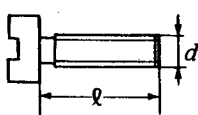
六角穴付  
なべ小ネジ



Screw

	$d \times l$
125 - 606	M 3 × 6
125 - 608	M 3 × 8
125 - 610	M 3 × 10
125 - 612	M 3 × 12
125 - 615	M 3 × 15
125 - 655	M 4 × 5
125 - 655.01	M 4 × 5
125 - 656	M 4 × 6
125 - 658	M 4 × 8
125 - 660	M 4 × 10
125 - 662	M 4 × 12
125 - 662.01	M 4 × 12
125 - 665	M 4 × 15
125 - 668	M 4 × 18
125 - 680	M 4 × 30
125 - 706	M 5 × 6
125 - 708	M 5 × 8
125 - 710	M 5 × 10
125 - 710.01	M 5 × 10
125 - 712	M 5 × 12
125 - 712.01	M 5 × 12
125 - 715	M 5 × 15
125 - 718	M 5 × 18
125 - 730	M 5 × 30
125 - 731	M 5 × 35
125 - 758	M 6 × 8
125 - 760	M 6 × 10
125 - 762	M 6 × 12
125 - 770	M 6 × 20

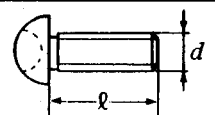
平小ネジ



Screw

	$d \times l$
111 - 360	M 6 × 10

十字穴付  
ボルト

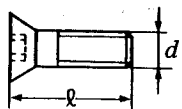


Screw

	$d \times l$
125 - 108	M 4 × 8
125 - 216	M 6 × 16



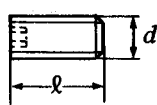
六角穴付  
さらボルト



Screw

	$d \times l$
122 - 058	M 4 × 8
122 - 060	M 4 × 10
122 - 110	M 5 × 10
122 - 110.01	M 5 × 10
122 - 112	M 5 × 12
122 - 112.01	M 5 × 12
122 - 115	M 5 × 15
122 - 125	M 5 × 25
122 - 130	M 5 × 30
122 - 133	M 5 × 45
122 - 165	M 6 × 15
122 - 165.01	M 6 × 15
122 - 168	M 6 × 18
122 - 185	M 6 × 35
122 - 195	M 6 × 45
122 - 765	M 8 × 15
122 - 782	M 8 × 40

ホローセット  
ネジ



Set Screw

	$d \times l$
145 - 355	M 6 × 5
145 - 356	M 6 × 6
145 - 358	M 6 × 8
145 - 360	M 6 × 10
145 - 362	M 6 × 12
145 - 365	M 6 × 15
145 - 404	M 4 × 4
145 - 406	M 4 × 6
145 - 410	M 4 × 10
145 - 458	M 8 × 8
145 - 480	M 8 × 30
145 - 504	M 5 × 4
145 - 505	M 5 × 5
145 - 506	M 5 × 6
145 - 508	M 5 × 8
145 - 510	M 5 × 10
145 - 510.01	M 5 × 10
145 - 515	M 5 × 15
145 - 530	M 5 × 30
145 - 556	M10 × 16
145 - 570	M10 × 20

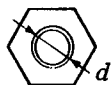
ロックワッシャ



Lock Washer

	$d$
180 - 103	3.1 φ
180 - 104	4.1 φ
180 - 104.1	4.1 φ
180 - 105	5.1 φ
180 - 105.1	5.1 φ
180 - 106	6.1 φ
180 - 106.1	6.1 φ
180 - 108	8.2 φ
180 - 108.1	8.2 φ
180 - 110	10.2 φ

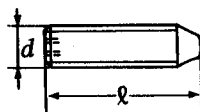
六角ナット



Nut

	$d$
170 - 103	M 3
170 - 104	M 4
170 - 105	M 5
170 - 106	M 6
170 - 108	M 8
170 - 108.3	M 8
170 - 110	M10
170 - 112	M12

ホローセット  
ネジ



Set Screw

	$d \times l$
140 - 262	M 5 × 12
140 - 375	M 6 × 25
140 - 383	M 6 × 45

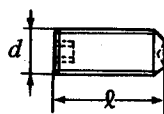
ワッシャ



Flat Washer

	$d$
184 - 103	3.2 φ
184 - 104	4.3 φ
184 - 105	5.3 φ
184 - 106	6.4 φ
184 - 106.2	6.4 φ
184 - 106.3	6.4 φ
184 - 106.4	6.4 φ
184 - 108	8.4 φ
184 - 110	10.5 φ
184 - 112	13 φ
184 - 120	20 φ

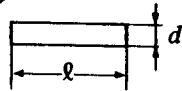
六角穴付  
止めねじ



Set Screw

	$d \times l$
141 - 404	M 4 × 4
141 - 556	M10 × 16

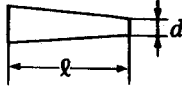
スプリングピン



Roll Pin

	$d \times l$
183 - 140	1.6 φ × 10
183 - 149	2 φ × 8
183 - 151	2 φ × 12
183 - 152	2 φ × 14
183 - 166	2.5 φ × 12
183 - 178	3 φ × 6
183 - 179	3 φ × 8
183 - 180	3 φ × 10
183 - 181	3 φ × 12
183 - 182	3 φ × 14
183 - 183	3 φ × 16
183 - 189	3 φ × 32
183 - 192	3 φ × 45
183 - 200	4 φ × 10
183 - 201	4 φ × 12
183 - 205	4 φ × 20
183 - 206	4 φ × 22
183 - 207	4 φ × 26
183 - 209	4 φ × 32
183 - 210	4 φ × 36
183 - 226	5 φ × 22
183 - 229	5 φ × 32
183 - 282	8 φ × 14

テーパピン



Taper Pin

	$d \times l$
182 - 147	3 φ × 25
182 - 148	3 φ × 28
182 - 149	3 φ × 32
182 - 164	4 φ × 16
182 - 165	4 φ × 20
182 - 169	4 φ × 32
182 - 170	4 φ × 36
182 - 171	4 φ × 40
182 - 189	5 φ × 32
182 - 190	5 φ × 36
182 - 192	5 φ × 45
182 - 214	6 φ × 56
182 - 215	6 φ × 63
182 - 248	8 φ × 50
182 - 252	8 φ × 80

軸用C形止め輪



C-Ring

	$d$
181 - 008	8 φ
181 - 012	12 φ
181 - 016	16 φ
181 - 020	20 φ
181 - 025	25 φ
181 - 030	30 φ
181 - 070	70 φ
181 - 110	110 φ

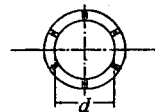
穴用C形止め輪



C-Ring

	$d$
181 - 224	24 φ
181 - 232	32 φ
181 - 235	35 φ
181 - 247	47 φ

波座金



Wave Washer

	$d$
180 - 176	6 φ
180 - 182	12 φ

穴付ボルト用  
皿バネ



Washer

	$d$
180 - 404.1	M 4
180 - 405.1	M 5
180 - 406.1	M 6
180 - 408.1	M 8
180 - 410.1	M10
180 - 412.1	M12
180 - 416.1	M16

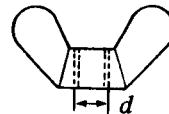
ネジ用皿バネ



Washer

	$d$
180 - 403	M 3
180 - 404	M 4
180 - 405	M 5
180 - 406	M 6
180 - 408	M 8
180 - 410	M10
180 - 412	M12
180 - 416	M16

蝶ナット



Wing Nut

	$d$
163 - 105	M5

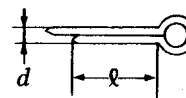
E型ワッシャ



E-Ring

	$d$
181 - 403	3 φ
181 - 404	4 φ
181 - 405	5 φ
181 - 406	6 φ
181 - 408	8 φ
181 - 410	10 φ
181 - 412	12 φ
181 - 415	15 φ

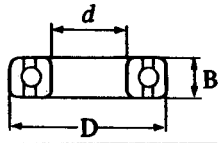
割ピン



Cotter Pin

	$d \times l$
183 - 745	1.6 φ × 15

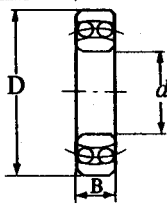
ベアリング



Bearing

	$d \times D \times B$
250 - 000	10 φ × 26 φ × 8
250 - 000.6	10 φ × 26 φ × 8
250 - 001	12 φ × 28 φ × 8
250 - 001.6	12 φ × 28 φ × 8
250 - 001.7	12 φ × 28 φ × 8
250 - 002.6	15 φ × 32 φ × 9
250 - 003	17 φ × 35 φ × 10
250 - 004	20 φ × 42 φ × 12
250 - 085.6	5 φ × 11 φ × 3
250 - 088.6	8 φ × 16 φ × 4
250 - 104.6	4 φ × 12 φ × 4
250 - 108	8 φ × 22 φ × 7
250 - 126.6	5 φ × 19 φ × 6
250 - 138	8 φ × 24 φ × 8
250 - 151.6	10 φ × 22 φ × 6
250 - 151.7	10 φ × 22 φ × 6
250 - 200	9 φ × 26 φ × 8
250 - 202.6	15 φ × 35 φ × 11
250 - 202.7	15 φ × 35 φ × 11
250 - 204.6	20 φ × 47 φ × 14
250 - 205.6	25 φ × 52 φ × 15

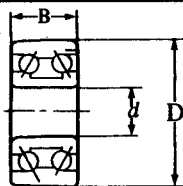
自動調心玉軸受



Bearing

	$d \times D \times B$
251 - 202	15 φ × 35 φ × 11
261 - 205	25 φ × 52 φ × 15
251 - 501	12 φ × 32 φ × 14

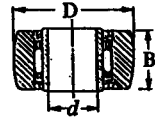
複列アンギュラ玉軸受



Bearing

	$d \times D \times B$
250 - 502	15 φ × 35 φ × 15.9
250 - 504	20 φ × 47 φ × 10.6
250 - 505	25 φ × 52 φ × 20.6
250 - 602	15 φ × 35 φ × 15.9

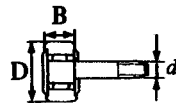
ローラフォロア



Roller Follower

	$d \times D \times B$
258 - 613	10 φ × 30 φ × 15

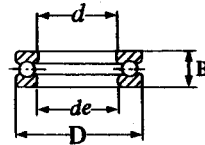
ローラフォロア



Roller Follower

	$d \times D \times B$
258 - 650.1	6 φ × 16 φ × 11
258 - 652.2	10 φ × 22 φ × 12

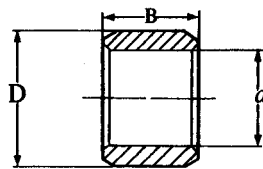
単式スラスト玉軸受け



Roller Follower

$d \times de \times D \times B$

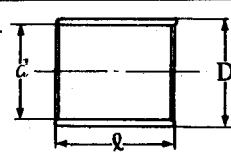
内輪



Bearing

	$d \times D \times B$
258 - 012	
258 - 259	
258 - 271	

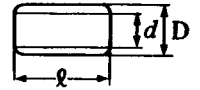
DUブッシュ



Bushing

	$d \times D \times l$
243 - 510	8 φ × 10 φ × 12
243 - 511	10 φ × 12 φ × 10
243 - 524	16 φ × 18 φ × 15
243 - 528	18 φ × 20 φ × 20

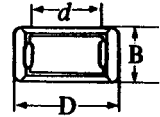
ブッシュ



Bushing

	$d \times D \times l$
243 - 605	6 φ × 8 φ × 8
243 - 608	8 φ × 10 φ × 8
243 - 609	8 φ × 10 φ × 10
243 - 612	10 φ × 12 φ × 10
243 - 614	10 φ × 12 φ × 15
243 - 615	10 φ × 12 φ × 20
243 - 617	12 φ × 14 φ × 10
243 - 619	12 φ × 14 φ × 15
243 - 620	12 φ × 14 φ × 20
243 - 625	14 φ × 16 φ × 20
243 - 627	15 φ × 17 φ × 12
243 - 633	16 φ × 18 φ × 15
243 - 634	16 φ × 18 φ × 20
243 - 641	6 φ × 8 φ × 20

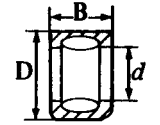
保持器付針状  
コ口軸受



Needle Bearing

$d \times D \times B$

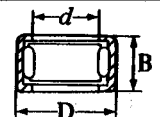
ラジアルニードル  
ベアリング



Needle Bearing

$d \times D \times B$

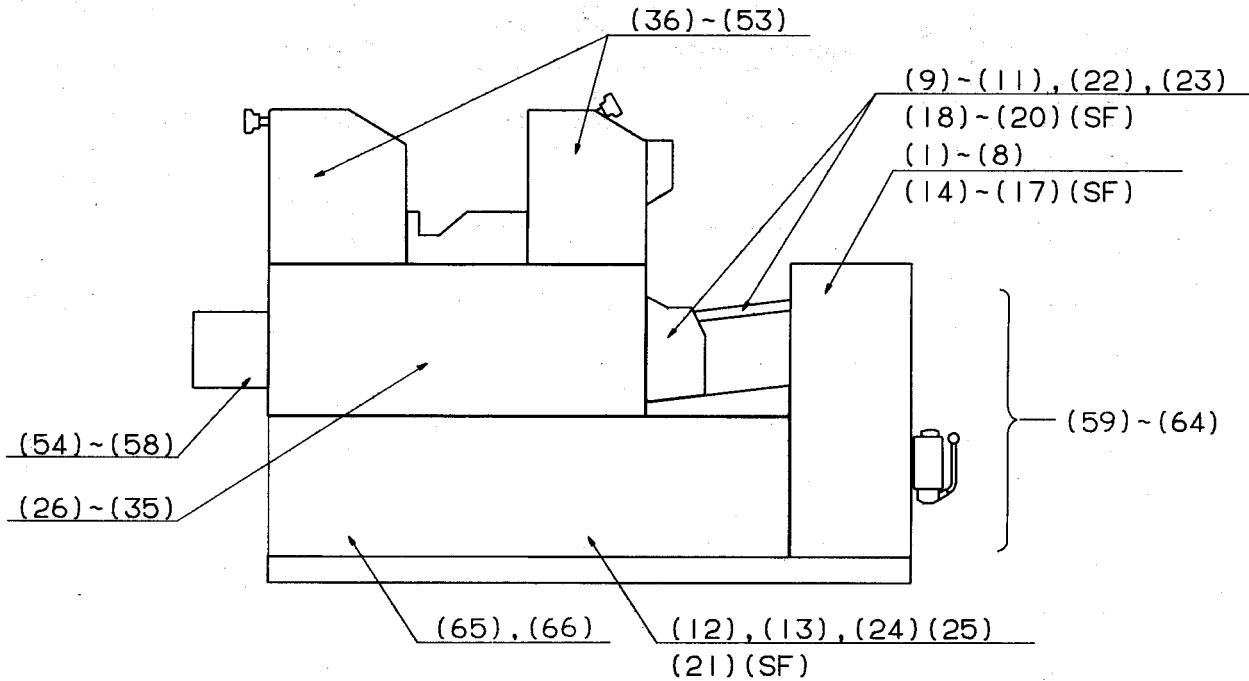
シェル形  
針状コ口軸受



Needle Bearing

$d \times D \times B$

~ Table of Contents ~

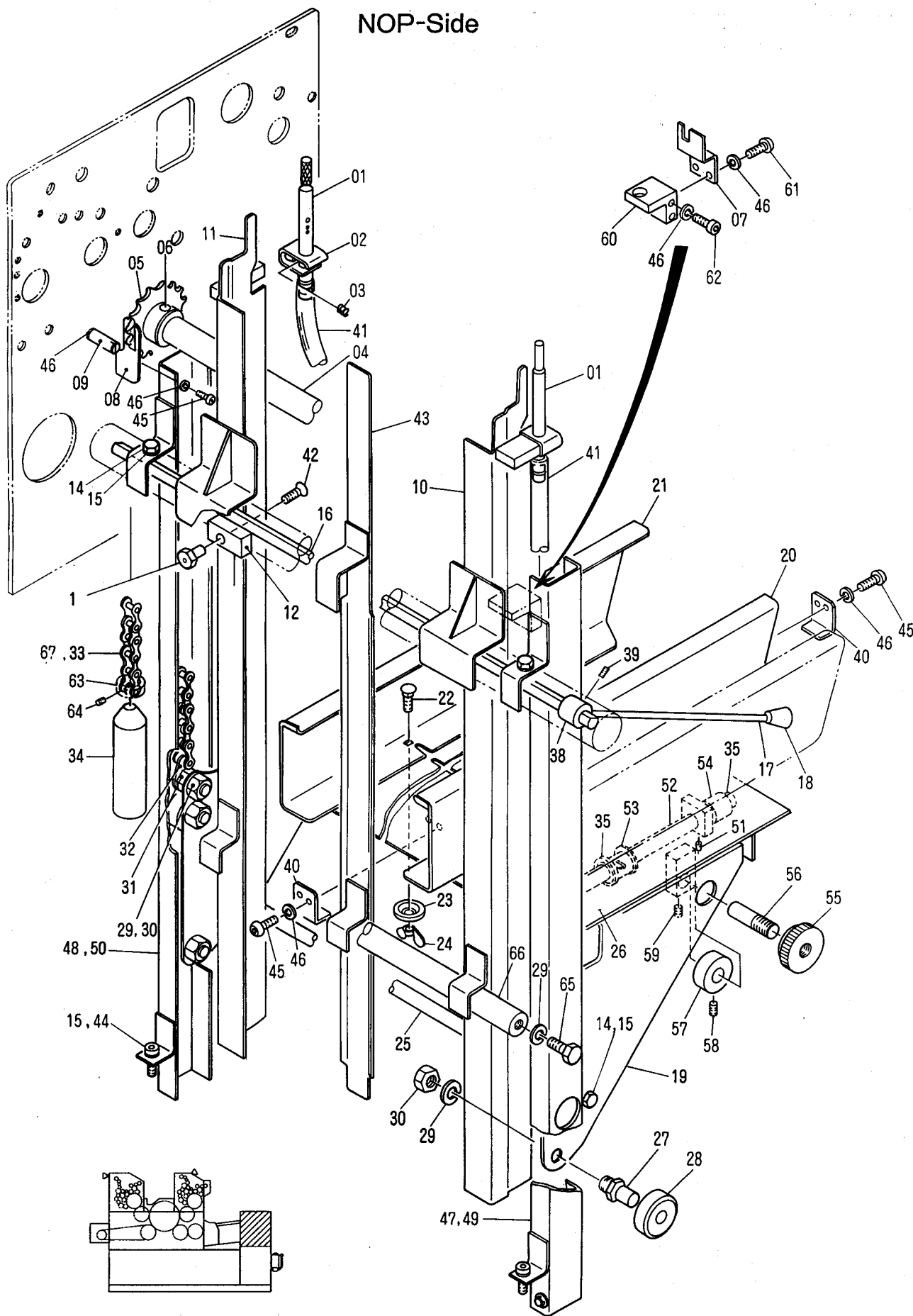


Section	No.	Description	Fig. No.	Page
Feeder Section	1	Paper Table and Paper Guide	T5001	10
	2	Feeder Frame and Paper Guide	T5002	12
	3	Double Sheet Detector	T5003	14
	4	Suction Foot	T5004	16
	5	Height Control	T5005	18
	6	Feed Roller Drive Pulley	T5006	20
	7	Suction Valve and Pullout Roller Timing Cam	T5007	22
	8	Paper Table Elevator Unit	T5008	26
	9	Pullout Roller and Skid Wheel	T5009	30
	10	Conveyor Table	T5010	32
	11	Conveyor Table	T5011	34
	12	Air Piping	T5012	36
	13	Air Pump (C52, C252)	T5013	38
Feeder (SF) Section	14	Feeder Pile Drive Mechanism	T5014	40
	15	Feeder Unit	T5015	44
	16	Blower Suction Foot Drive	T5016	48
	17	Feeder Driving Section	T5017	54
	18	Conveyor Table	T5018	60
	19	Skid Roller Frame	T5019	64
	20	Chain Tightener	T5020	66
	21	Air Piping	T5021	68

Section	No.	Description	Fig. No.	Page
Press Section	22	Side Register	T5022	72
	23	Paper Feed-In Unit	T5023	76
	24	Drive Section (C252)	T5024	82
	25	Drive Section (C52)	T5025	84
	26	No.1 Transfer Cylinder (C252)	T5026	86
	27	No.2 Transfer Cylinder (C252)	T5027	88
	28	Impression Cylinder (C52)	T5028	90
	29	Impression Cylinder	T5029	94
	30	Blanket Cylinder	T5030	96
	31	Plate Cylinder	T5031	98
	32	Vertical Register Mechanism	T5032	100
	33	Main Press Section (C252•2P)	T5033	102
	34	Main Press Section (C252•1P)	T5034	106
	35	Main Press Section (C52)	T5035	110
	Inking Section	36	Dampening Fountain Roller and Water Circulator	T5036
37		Dampening Ductor Roller	T5037	116
38		Dampening Form Roller (C252•2P, C52)	T5038	118
39		Dampening Form Roller (C252•1P)	T5039	122
40		Ink Fountain (C252•2P, C52)	T5040	126
41		Ink Fountain (C252•1P)	T5041	130
42		Ink Ductor Roller	T5042	134
43		Ink Rider Roller and Oscillation Roller	T5043	136
44		Ink Form Roller	T5044	138
45		Driving Unit (C252•2P, C52)	T5045	140
46		Driving Unit (C252•1P)	T5046	142
47		Single Lever Mechanism (C252•2P, 1P)	T5047	144
48		Single Lever Mechanism (C52)	T5048	148
49		Ink Clean-Up Attachment	T5049	152
50		Blanket Cleaner (C252•2P, C52)	T5050	154
51		Blanket Cleaner (C252•1P)	T5051	158
52		Pump For Blanket Cleaning Solvent	T5052	162
53		Dampening Fountain Bottle	T5053	164
Delivery Section	54	Gripper Bar and Chain Guide	T5054	166
	55	Front Guide and Delivery Pile Guide	T5055	170
	56	Back Jogger	T5056	174
	57	Delivery Tray	T5057	176
	58	Delivery Pile Ratchet Plate	T5058	178
Cover Section	59	Cover (C252, C252SF OP-S)	T5059	180
	60	Cover (C252, C252SF NOP-S)	T5060	182
	61	Cover (C252, C252SF)	T5061	184
	62	Cover (C52, C52SF OP-S)	T5062	188
	63	Cover (C52, C52SF NOP-S)	T5063	190
	64	Cover (C52, C52SF)	T5064	192
Base Frame	65	Base Frame (C252, C252SF)	T5065	194
	66	Base Frame (C52, C52SF)	T5066	196
Paper Guide	67	Paper Guide	T5067	198
Tools	68	Plunger-Can and Set of Tools	T5068	200

T5001

NOP-Side

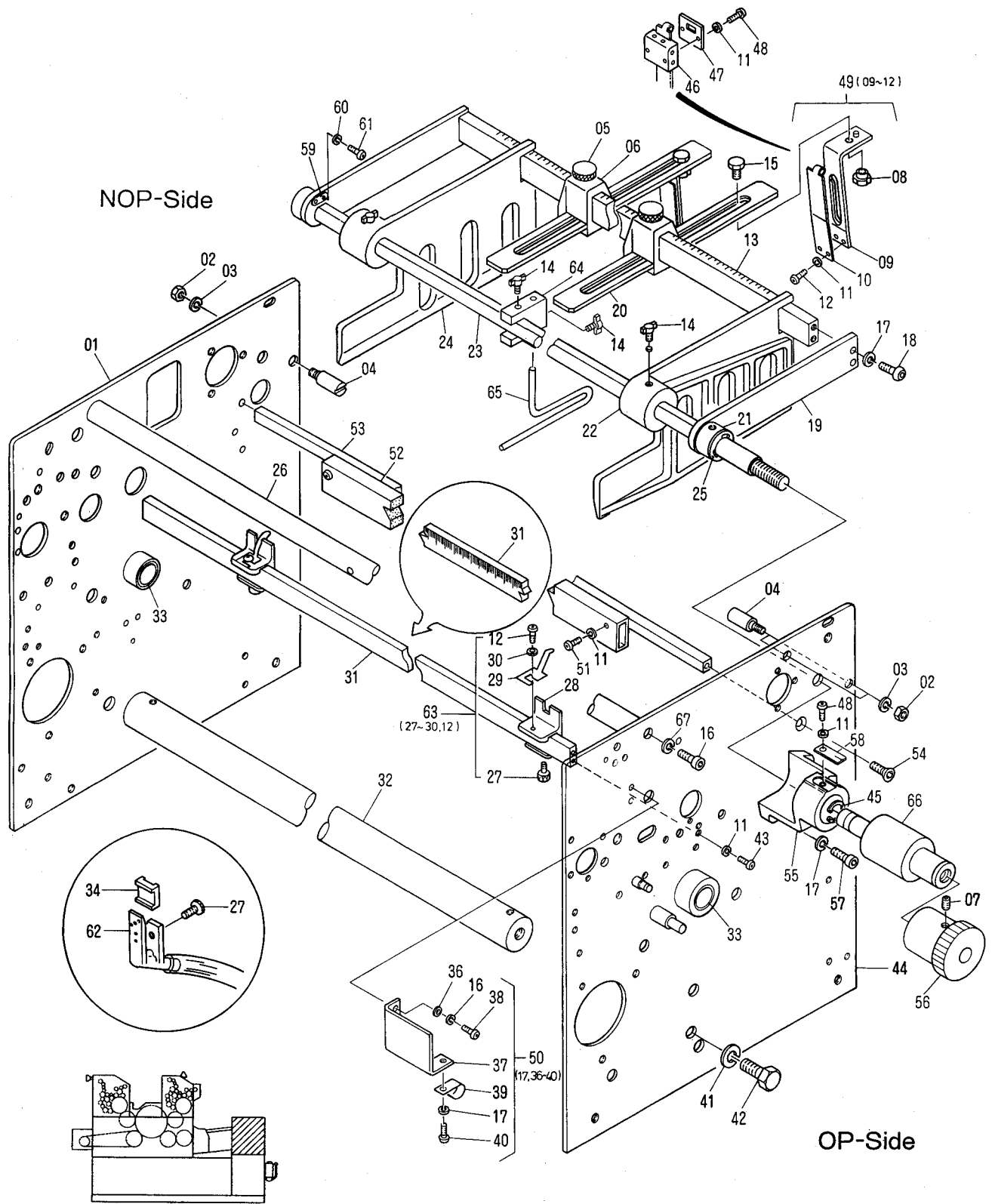


**Feed Section  
Paper Table and Paper Guide**

**T5001**

INDEX No.	Parts No.	Description (Remarks)	Unit Per Assy			
			C52E	-SF C52E	C252E	-SF C252E
01	5801-12035	Blower Nozzle	2	0	2	0
02	H12-47-1A-3	Blower Nozzle Bracket	2	0	2	0
03	H12-45-3	Blower Nozzle Bracket Spring	2	0	2	0
04	7301-08010	Elevator Sprocket Shaft	1	0	1	0
05	H09-14-3	Elevator Sprocket	2	0	2	0
06	183-209	Roll Pin	2	0	2	0
07	CK06-30	Elevator Chain Guide	1	0	1	0
08	H09-22-3	Elevator Chain Guard (NOP-S)	1	0	1	0
09	H09-25-3	Elevator Chan Stop	2	0	2	0
10	6501-08001A	Paper Magazine Head Guide Angle (OP-S)	1	0	1	0
11	6501-08002A	Paper Magazine Head Guide Angle (NOP-S)	1	0	1	0
12	H12-33-3	Head Guide Channel Locking Block	2	0	2	0
13	H12-34-01-3	Eccentric Shoulder Nut of Lock Angle	2	0	2	0
14	101-362	Screw	4	0	4	0
15	180-106	Lock Washer	6	0	6	0
16	7301-08005	Magazine Head Channel Lock Shaft	1	0	1	0
17	H12-31-3	Magazine Head Channel Lock Shaft Lever	1	0	1	0
18	H12-30-3	Magazine Head Channel Lock Lever Knob	1	0	1	0
19	EH32-01	Paper Table	1	0	1	0
20	H12-06-3	Paper Table Bracket	2	0	2	0
21	H12-05-3	Paper Table Bracket	1	0	1	0
22	H12-15-3	Screw	3	0	3	0
23	H12-16-3	Washer	3	0	3	0
24	163-105	Wing Nut	3	0	3	0
25	H12-02-8	Paper Table Tie Rod	1	0	1	0
26	EH32-02A	Paper Table	1	0	1	0
27	H12-10-01-3	Elevator Guide Roller Stud	4	0	4	0
28	H12-13-3	Elevator Guide Roller	4	0	4	0
29	180-110	Lock Washer	8	0	8	0
30	170-110	Nut	6	0	6	0
31	H12-07-01-3	Chain Lock Stud	2	0	2	0
32	H09-27-3	Elevator Chain Connecting Eyelet	2	0	2	0
33	KC06-48A	Elevator Chain	0	0	2	0
34	H09-29-1A-3	Elevator Chian Weight Assy	2	0	2	0
35	181-410	E-Ring	12	0	12	0
38	6501-08011	Lever	1	0	1	0
39	145-505	Screw	1	0	1	0
40	KC06-09	Bracket	2	0	2	0
41	H13-51-03-3	Side Blower Hose	2	0	2	0
42	122-165	Screw	2	0	2	0
43	6501-08005A	Paper Magazine Center Guide Channel	1	0	1	0
44	117-362	Screw	2	0	2	0
45	125-708	Screw	6	0	6	0
46	180-105	Lock Washer	12	0	12	0
47	7301-08001A	Elevator Guide Channel (OP-S)	1	0	0	0
48	7301-08002A	Elevator Guide Channel (NOP-S)	1	0	0	0
49	7301-08003A	Elevator Guide Channel (OP-S)	0	0	1	0
50	7301-08004A	Elevator Guide Channel (NOP-S)	0	0	1	0
51	145-410	Screw	2	0	2	0
52	EH12-06	Paper Table-Removing Shaft	2	0	2	0
53	EH12-08	Guide Roller	2	0	2	0
54	EH12-07	Guide Roller	4	0	4	0
55	KC06-07	Paper Table Adjustable Knob	1	0	1	0
56	EH12-09	Paper Table Adjustable Screw	1	0	1	0
57	A62-27-3	Collar	1	0	1	0
58	145-506	Screw	1	0	1	0
59	145-508	Screw	1	0	1	0
60	6501-08021	Chain Stopper	1	0	1	0
61	125-710	Screw	2	0	2	0
62	117-531	Screw	2	0	2	0
63	HC05-19	Collar (OP-S)	1	0	1	0
64	145-406	Screw (OP-S)	1	0	1	0
65	101-560	Screw	2	0	2	0
66	7301-08008	Spreader	1	0	1	0
67	7201-08007	Elevator Chain	2	0	0	0

T5002



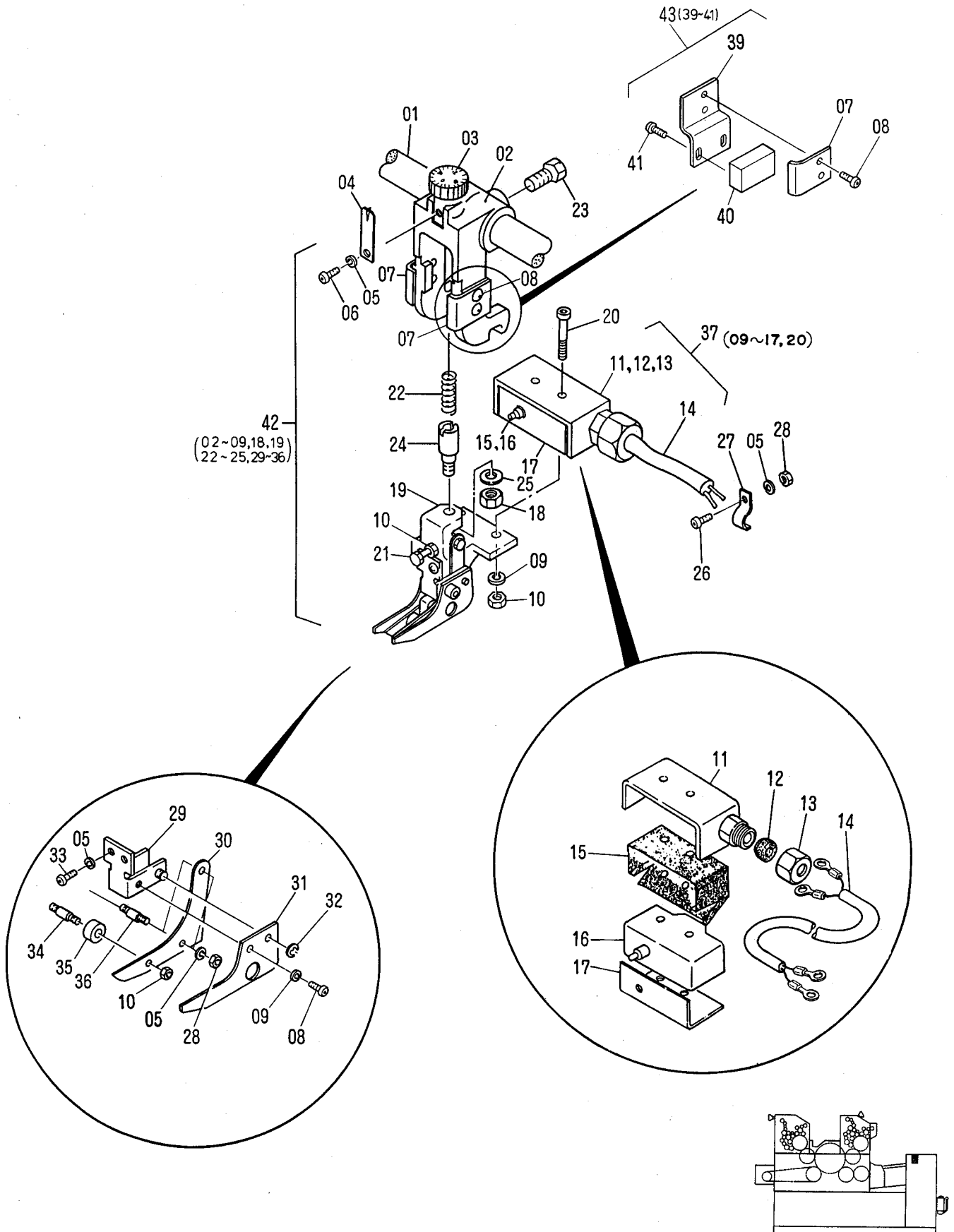


**Feed Section  
Feeder Frame and Paper Guide**

**T5002**

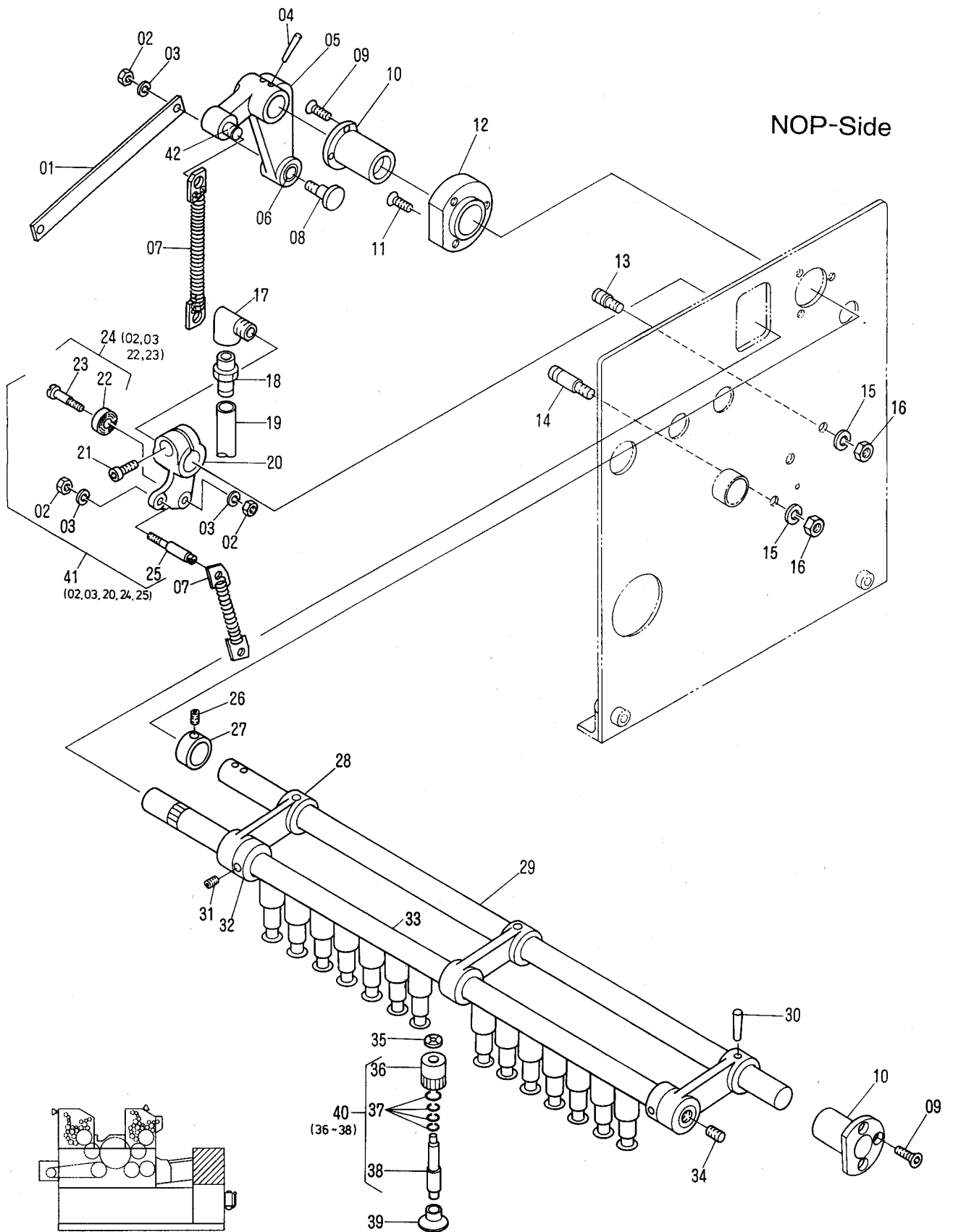
INDEX No.	Parts No.	Description (Remarks)	Unit Per Assy			
			C52E	-SF C52E	C252E	-SF C252E
01	7201-01003B	Feeder Side Frame (NOP-S)	1	0	1	0
02	170-106	Nut	3	0	3	0
03	180-106	Lock Washer	3	0	3	0
04	EH11-06	Stopper Pin	3	0	3	0
05	KC05-33	Thumb Screw	2	0	2	0
06	EH11-12	Mounting Bracket	2	0	2	0
07	145-362	Screw	1	0	1	0
08	KC05-34	Tail Guide Knob	2	0	2	0
09	CK05-16A	Tail Guide	2	0	2	0
10	CK05-36	Plate Spring	2	0	2	0
11	180-104	Lock Washer	15	0	15	0
12	125-655	Screw	8	0	8	0
13	7301-11001	Guide Support Cross Bar	1	0	1	0
14	F4-7-01	Thumb Screw	6	0	6	0
15	CK05-13	Screw	2	0	2	0
16	117-470	Screw	2	0	2	0
17	180-105	Lock Washer	8	0	8	0
18	125-712	Screw	4	0	4	0
19	6501-11003	Feeder Pile Guide Support Arm	2	0	2	0
20	CK05-15	Tail Guide Bar	2	0	2	0
21	185-1615.04	Collar	2	0	2	0
22	5801-06006	Feeder Pile Guide (OP-S)	1	0	1	0
23	7301-11002	Feeder Pile Guide Slide Shaft	1	0	1	0
24	5801-06005	Feeder Pile Guide (NOP-S)	1	0	1	0
25	181-412	E-Ring	1	0	1	0
26	H01-15-02-8	Feeder Frame Top Spreader	1	0	1	0
27	H11-34-3	Thumb Screw	6	0	6	0
28	CK05-33	Sheet Separator Bracket	4	0	4	0
29	H11-25-3	Sheet Separator	4	0	4	0
30	184-104	Washer	4	0	4	0
31	7301-01002	Scaled Cross Bar	1	0	1	0
32	7301-01001	Spreader	1	0	1	0
33	H01-10-3	Bushing (Included in 01, 44)	2	0	2	0
34	H11-29-3	Blower Nozzle Bracket	4	0	4	0
36	184-105	Flat Washer	2	0	2	0
37	7201-08015	Bracket	1	0	1	0
38	125-708	Screw	2	0	2	0
39	7201-08010	Spring	1	0	1	0
40	125-705	Screw	1	0	1	0
41	180-110	Lock Washer	2	0	2	0
42	101-560	Screw	2	0	2	0
43	125-662	Screw	4	0	4	0
44	7201-01001B	Feeder Side Frame	1	0	1	0
45	181-025	C-Ring	1	0	1	0
46	CK05-38	Weight	2	0	2	0
47	CK05-37	Plate	2	0	2	0
48	125-656	Screw	5	0	5	0
49	CK05-36B	Tail Guide Assy (09 ~ 12)	2	0	2	0
50	7201-08015A	Release Lever Stopper Assy (17, 36 ~ 40)	1	0	1	0
51	125-680	Screw	2	0	2	0
52	E11-12-3	Anti-static Bar	1	0	1	0
53	7301-11003	Pivot Stud	1	0	1	0
54	122-168	Screw	2	0	2	0
55	6501-11001	Bracket	1	0	1	0
56	7201-11003	Guide Adjustment Micro-control Knob	1	0	1	0
57	117-520	Screw	3	0	3	0
58	H04-57-3	Click Stop	1	0	1	0
59	6501-11005	Plate	2	0	2	0
60	180-103	Lock Washer	4	0	4	0
61	125-606	Screw	4	0	4	0
62	H11-27-1C-3	Blower Nozzle	2	0	2	0
63	CK05-33A	Sheet Separator Bracket Assy (12, 27 ~ 30)	4	0	4	0
64	5801-06026	Block	2	0	2	0
65	5801-06027	Guide	2	0	2	0
66	7201-11001	Shaft	1	0	1	0
67	180-108	Lock Washer	2	0	2	0

T5003



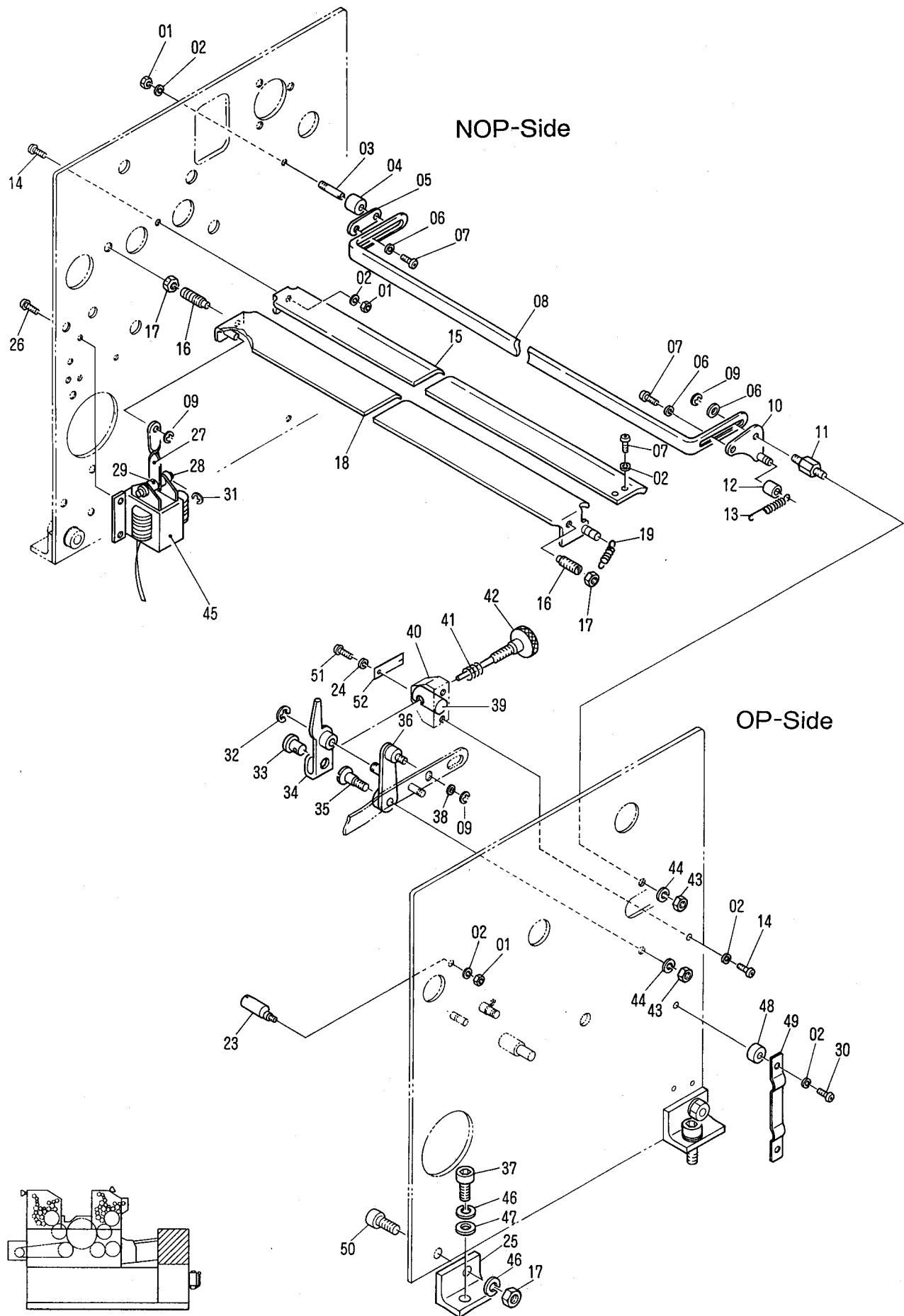


T5004

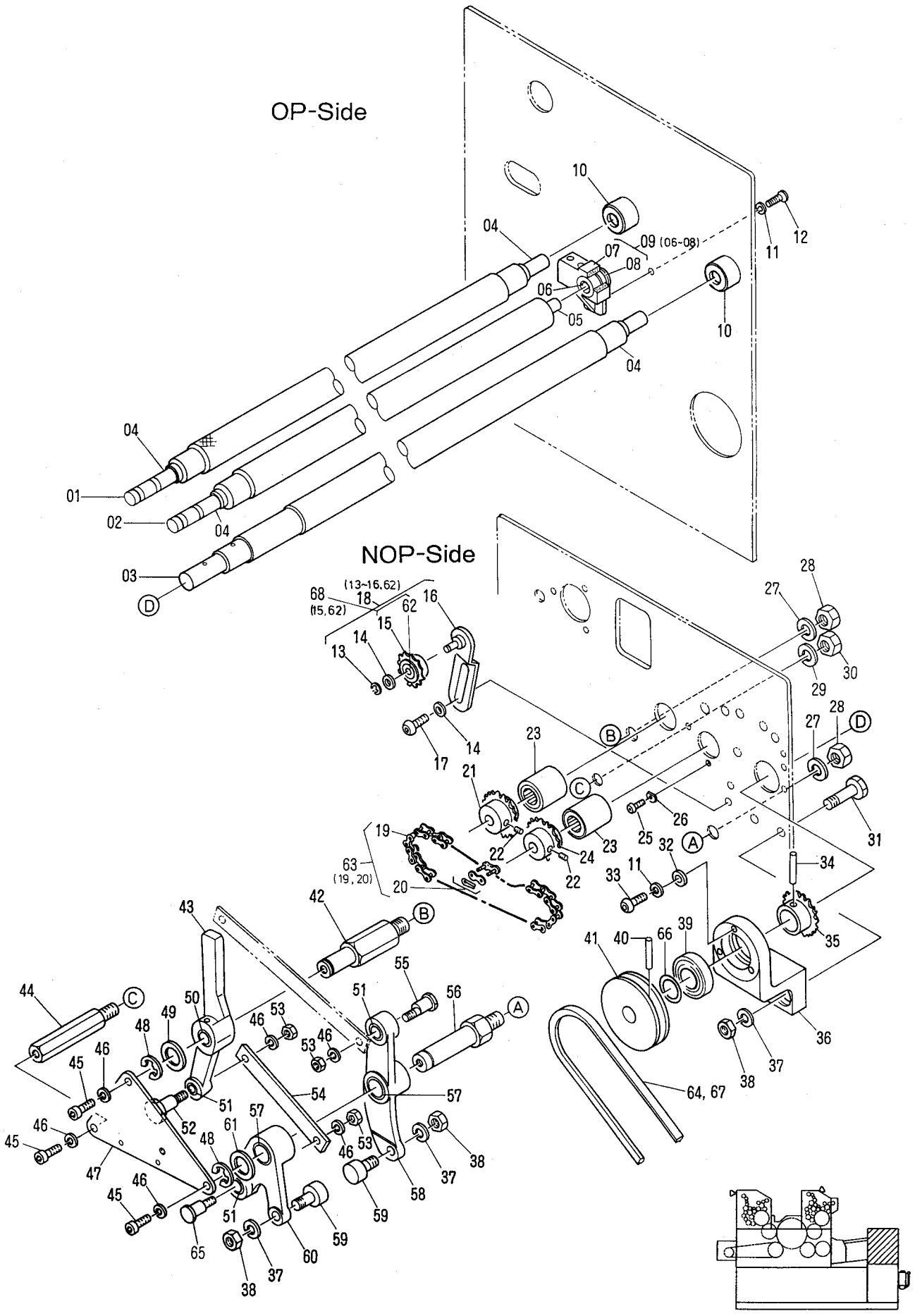




T5005









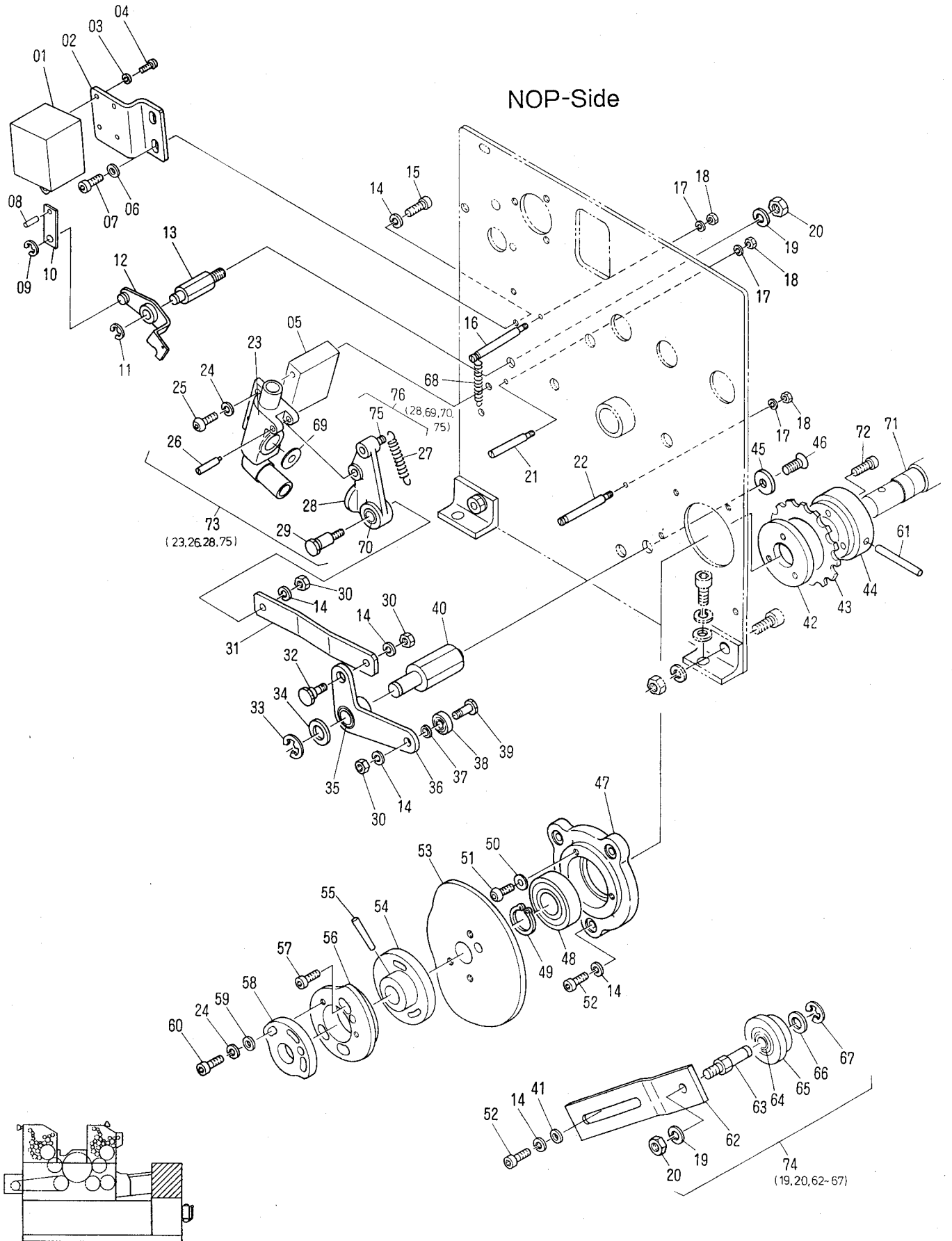
**Feed Section  
Feed Roller and Drive Pulley**

**T5006**

INDEX No.	Parts No.	Description	(Remarks)	Unit Per Assy			
				C52E	-SF C52E	C252E	-SF C252E
01	H02-01-1B-8	Lower Pullout Roller	(Included 04)	1	0	1	0
02	H02-03-1B-8	Forwarding Roller	(Included 04, 05)	1	0	1	0
03	7301-02001	1st Tape Roller	(Included 04)	1	0	1	0
04	258-271	Inner Sleeve	(Included in 01, 02, 03)	4	0	4	0
05	258-259	Inner Sleeve (OP-S)	(Included in 2)	1	0	1	0
06	258-012	Needle Bearing		1	0	1	0
07	H02-10-3	Forwarding Roller Bracket		1	0	1	0
08	H02-14-3	Forwarding Roller Bearing Cap		1	0	1	0
09	H02-10-1A-3	Forwarding Roller Bracket Assy	( 06 ~ 08)	1	0	1	0
10	H02-08-1A-3	Roller Bearing with Case		2	0	2	0
11	180-105	Lock Washer		5	0	5	0
12	125-712	Screw		2	0	2	0
13	181-404	E-Ring		1	0	1	0
14	184-106	Flat Washer		3	0	3	0
15	CK02-90	Idler Sprocket	(Included in 68)	1	0	1	0
16	6501-02011A	Idle Sprocket Bracket		1	0	1	0
17	125-760	Screw		2	0	2	0
18	6501-02011B	Idle Sprocket Assy	( 13 ~ 16, 62 )	1	0	1	0
19	H02-22-1A-3	Pullout Roller Drive Chain		1	0	1	0
20	280-000.2	Link		1	0	1	0
21	H02-20-31-3	Pullout Roller Drive Sprocket		1	0	1	0
22	145-358	Set Screw		2	0	2	0
23	H02-08-1B-3	Roller Bearing with Case		2	0	2	0
24	H02-18-31-3	Forwarding Roller Drive Sprocket		1	0	1	0
25	125-656	Screw		4	0	4	0
26	H01-21-3	Retaining Washer		4	0	4	0
27	180-112	Lock Washer		2	0	2	0
28	170-112	Nut		2	0	2	0
29	180-110	Lock Washer		1	0	1	0
30	170-110	Nut		1	0	1	0
31	6501-02012	Bolt		2	0	2	0
32	R02-23-3	Flat Washer		3	0	3	0
33	125-708	Screw		3	0	3	0
34	183-207	Roll Pin		1	0	1	0
35	6501-02004	Sprocket		1	0	1	0
36	6501-02003	Bracket		1	0	1	0
37	180-108	Lock Washer		4	0	4	0
38	170-108	Nut		4	0	4	0
39	250-202.6	Bearing		1	0	1	0
40	183-208	Roll Pin		1	0	1	0
41	7201-02005	Taper Roller Pulley		1	0	1	0
42	6501-05022	Pivot Pin		1	0	1	0
43	5801-05008A	Lever	(Included 50, 51)	1	0	1	0
44	6501-05038	Pin		1	0	1	0
45	117-362	Screw		3	0	3	0
46	180-106	Lock Washer		6	0	6	0
47	6501-05017	Bracket		1	0	1	0
48	181-412	E-Ring		2	0	2	0
49	184-114	Flat Washer		1	0	1	0
50	I24-36-01-3	Bushing	(Included in 43)	1	0	1	0
51	5801-05033	Bushing	(Included in 43, 58, 60)	3	0	3	0
52	5801-05022	Pin		1	0	1	0
53	170-106	Nut		3	0	3	0
54	6501-05015	Link		1	0	1	0
55	6501-05041	Eccentric Pin		1	0	1	0
56	6501-05021	Stud Pin		1	0	1	0
57	F44-72-3	Bushing	(Included in 58, 60)	2	0	2	0
58	6501-05018A	Lever	(Included 51, 57)	1	0	1	0
59	258-651.3	Cam Follower		2	0	2	0
60	6501-05019A	Lever		1	0	1	0
61	184-116	Flat Washer		1	0	1	0
62	CK02-91	Bearing	(Included in 68)	1	0	1	0
63	H02-22-1A-3	Pullout Roller Drive Chain Assy	( 19, 20 )	1	0	1	0
64	7201-02008	V Belt (C252)		0	0	1	0
65	6501-05042	Eccentric Pin		1	0	1	0
66	7301-02003	Spacer (t=0.5mm)		1	0	1	0
67	7201-02016	V Belt (C52)		1	0	0	0
68	CK02-90A	Idler Sprocket Assy	(15, 62)	1	0	1	0

T5007

NOP-Side

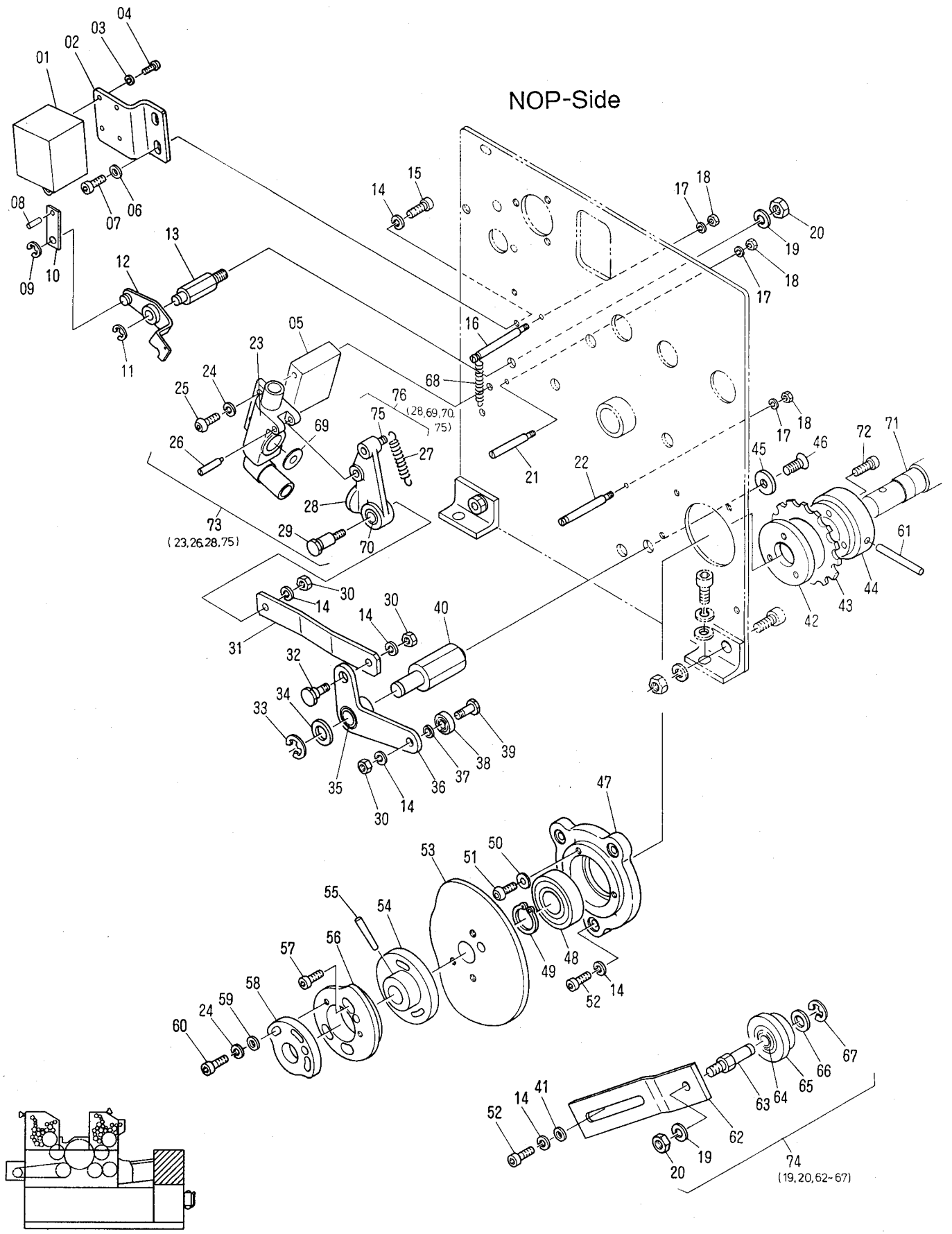


**Feed Section  
Suction Valve and Pullout Roller Timing Cam**

**T5007**

INDEX No.	Parts No.	Description (Remarks)	Unit Per Assy			
			C52E	SF C52E	C252E	SF C252E
01	E09-25-3	Solenoid	1	0	1	0
02	6501-05003	Solenoid Bracket	1	0	1	0
03	180-103	Lock Washer	4	0	4	0
04	125-610	Screw	4	0	4	0
05	5101-05015	Bracket	1	0	1	0
06	184-106	Flat Washer	2	0	2	0
07	117-362	Screw	2	0	2	0
08	183-181	Roll Pin	1	0	1	0
09	181-404	E-Ring	1	0	1	0
10	5202-02041	Connecting Link	1	0	1	0
11	181-406	E-Ring	1	0	1	0
12	6501-05005A	Lever	1	0	1	0
13	6501-05006	Stud Pin	1	0	1	0
14	180-106	Lock Washer	10	0	10	0
15	117-375	Screw	2	0	2	0
16	6501-05036	Spring Pin	1	0	1	0
17	180-104	Lock Washer	3	0	3	0
18	170-104	Nut	3	0	3	0
19	180-108	Lock Washer	2	0	2	0
20	170-108	Nut	2	0	2	0
21	5208-01074	Pin	1	0	1	0
22	6501-05008	Spring Pin	1	0	1	0
23	6501-05039B	Valve	1	0	1	0
24	180-105	Lock Washer	4	0	4	0
25	125-715	Screw	2	0	2	0
26	H05-73-02-3	Pin	1	0	1	0
27	H08-13-3	Spring	1	0	1	0
28	6501-05009	Valve Lever	1	0	1	0
29	6501-05042	Eccentric Pin	1	0	1	0
30	170-106	Nut	3	0	3	0
31	6501-05002	Connecting Link	1	0	1	0
32	6501-05032	Pin	1	0	1	0
33	181-410	E-Ring	1	0	1	0
34	184-112	Flat Washer	1	0	1	0
35	243-620	Bushing	1	0	1	0
36	6501-05001B	Lever	1	0	1	0
37	184-106.3	Flat Washer	1	0	1	0
38	250-126.6	Bearing	1	0	1	0
39	CK08-07	Pin	1	0	1	0
40	6501-05007	Stud Pin	1	0	1	0
41	184-106.2	Flat Washer	2	0	2	0
42	5802-07004	Plate	1	0	1	0
43	5802-07002	Chain Sprocket	1	0	1	0
44	5802-07003	Bracket	1	0	1	0
45	6501-05040	Flat Washer	1	0	1	0
46	122-770	Screw	1	0	1	0
47	6501-05012	Bushing Bracket	1	0	1	0
48	250-204.6	Bearing	1	0	1	0
49	181-020	C-Ring	1	0	1	0
50	H37-26-3	Spacer	3	0	3	0
51	125-708	Screw	3	0	3	0
52	117-365	Screw	5	0	5	0
53	6501-05043	Cam	1	0	1	0
54	5101-05025	Flange	1	0	1	0
55	182-189.1	Taper Pin	1	0	1	0
56	6501-05026	Cam	1	0	1	0
57	117-368	Screw	3	0	3	0
58	7201-05003	Cam	1	0	1	0
59	184-105	Flat Washer	2	0	2	0
60	117-520	Screw	2	0	2	0
61	182-215	Taper Pin	1	0	1	0
62	6501-05031	Bracket	1	0	1	0
63	6502-14029	Pin	1	0	1	0
64	250-000.6	Bearing	2	0	2	0
65	6502-14030	Guide Roller	1	0	1	0
66	5102-16019	Spacer	1	0	1	0
67	181-408	E-Ring	1	0	1	0
68	R11-60-01-3	Spring	1	0	1	0
69	H05-72-01-3	Valve Cover	1	0	1	0
70	5801-05033	Bushing (Included in 28)	1	0	1	0

T5007



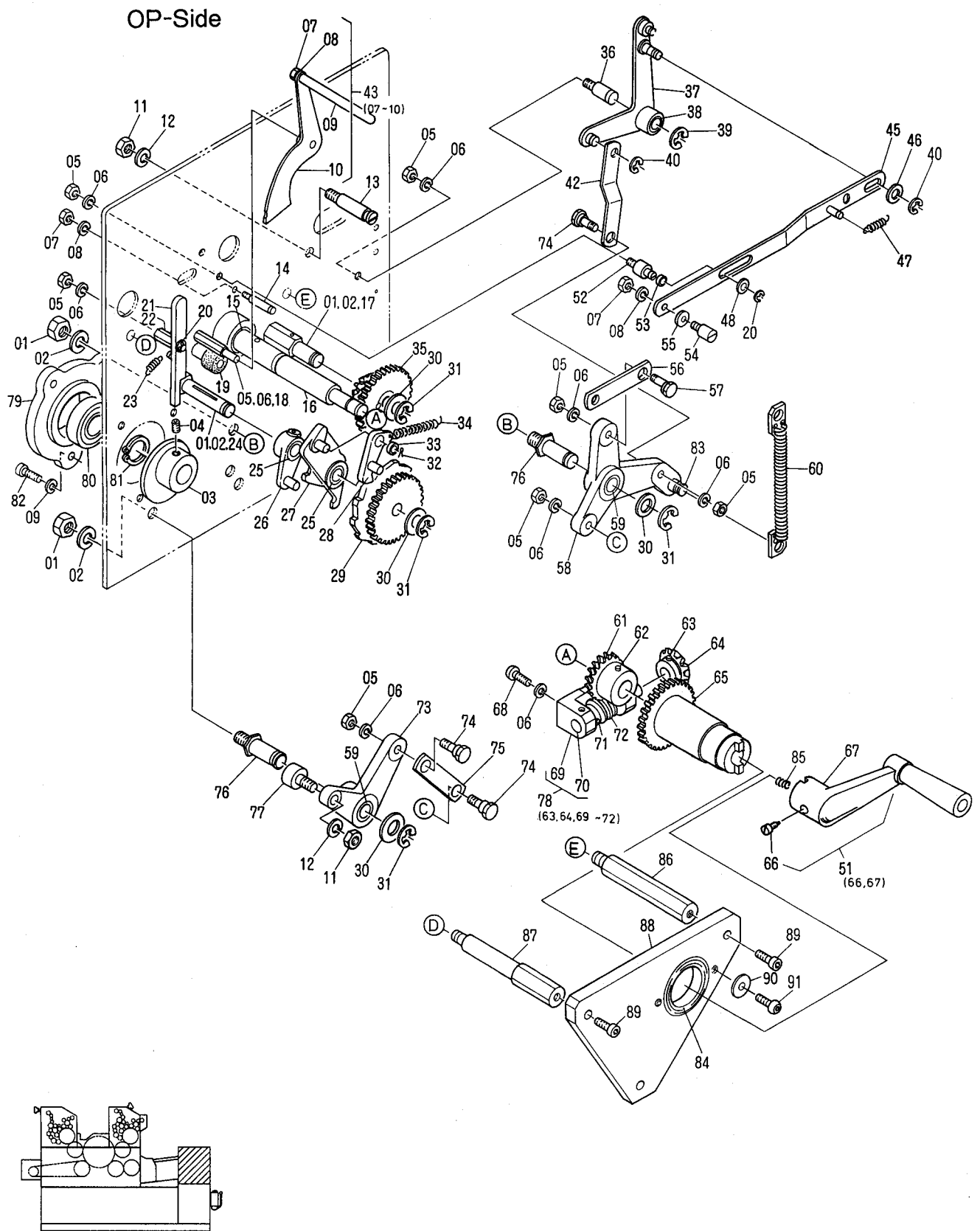




**Feed Section  
Paper Table Elevator Drive Unit**

**T5008**

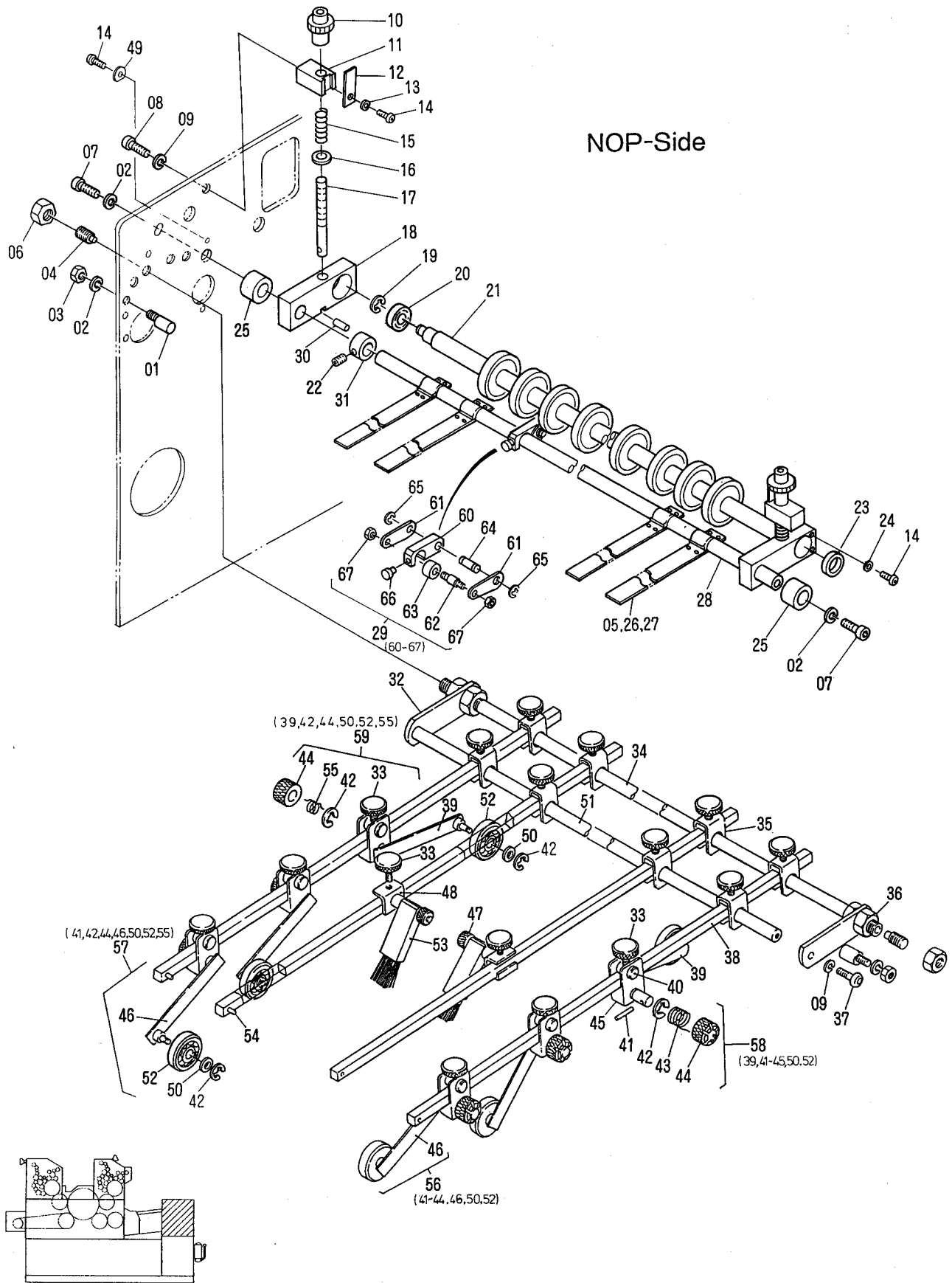
INDEX No.	Parts No.	Description	(Remarks)	Unit Per Assy			
				C52E	-SF C52E	C252E	-SF C252E
01	170-110	Nut		7	0	7	0
02	180-110	Lock Washer		7	0	7	0
03	6501-06001	Cam		1	0	1	0
04	145-360	Set Screw		2	0	2	0
05	170-106	Nut		9	0	9	0
06	180-106	Lock Washer		13	0	13	0
07	170-105	Nut		3	0	3	0
08	180-105	Lock Washer		3	0	3	0
09	7201-08008	Ratchet Release Lever Handle		1	0	1	0
10	H08-37-1A-3	Ratchet Release Lever		1	0	1	0
11	170-108	Nut		2	0	2	0
12	180-108	Lock Washer		2	0	2	0
13	6501-06008	Spring Pin		1	0	1	0
14	4206-08036	Spring Pin		1	0	1	0
15	H01-10-3	Bushing		1	0	1	0
16	7301-08010	Elevator Sprocket Shaft		1	0	1	0
17	H08-05-3	Combination Gear Stud		1	0	1	0
18	H08-41-3	Release Lever Pivot Stud		1	0	1	0
19	H08-33-3	Rubber Bumper		1	0	1	0
20	181-404	E-Ring		2	0	2	0
21	H08-23-1A-3	Elevator Detent Pawl		1	0	1	0
22	H08-29-3	Detent Pawl Pivot Stud		1	0	1	0
23	H08-28-3	Detent Pawl Spring		1	0	1	0
24	H08-01-3	Ratchet Stud		1	0	1	0
25	H08-16-3	Feeder Operating Lever Bushing	(Included in 26, 27)	2	0	2	0
26	H08-10-1B-3	Ratchet Drive Limit Guide Arm	(Included 25)	1	0	1	0
27	H08-12-2A-3	Ratchet Pawl Drive Lever	(Included 25)	1	0	1	0
28	H08-18-1A-3	Drive Pawl		1	0	1	0
29	CK04-12	Elevator Ratchet Wheel		1	0	1	0
30	184-112	Flat Washer		4	0	4	0
31	181-410	E-Ring		4	0	4	0
32	183-745	Cotter Pin		1	0	1	0
33	H08-21-3	Drive Pawl Collar		1	0	1	0
34	H08-13-3	Drive Pawl Spring		1	0	1	0
35	7201-08038A	Combination Gear		1	0	1	0
36	6501-06011	Stud		1	0	1	0
37	6501-06002B	Lever	(Included 38)	1	0	1	0
38	243-614	Bushing	(Included in 37)	1	0	1	0
39	181-408	E-Ring		1	0	1	0
40	181-406	E-Ring		2	0	2	0
42	6501-06017	Link		1	0	1	0
43	7201-08008A	Release Lever Assy (07 ~ 10)		1	0	1	0
45	6501-06009A	Raising Control Drive Lever		1	0	1	0
46	184-108	Flat Washer		1	0	1	0
47	H07-29-3	Spring		1	0	1	0
48	184-106	Flat Washer		1	0	1	0
51	H09-16-1C-3	Hand Crank Assy	(66, 67)	1	0	1	0
52	6501-06013	Stud		1	0	1	0
53	6501-06018	Collar		1	0	1	0
54	5203-09016	Pivot Pin		1	0	1	0
55	5208-06047	Spacer		1	0	1	0
56	6501-06006	Link		1	0	1	0
57	6501-06021	Eccentric Pin		2	0	2	0
58	6501-06004A	Lever	(Included 59)	1	0	1	0
59	H07-08-3	Bushing	(Included in 58, 73)	2	0	2	0
60	CM11-02A	Spring		1	0	1	0
61	H09-08-3	Worm Gear		1	0	1	0
62	182-171	Taper Pin		1	0	1	0
63	183-206	Roll Pin		1	0	1	0
64	H09-03-3	Bevel Gear		1	0	1	0
65	7301-08011	Intermediate Elevator Gear		1	0	1	0
66	H09-02-3	Pivot Screw		1	0	1	0
67	H09-16-1A-3	Hand Crank		1	0	1	0
68	125-770	Screw		2	0	2	0
69	H09-10-3	Worm Bracket		1	0	1	0
70	H09-05-3	Worm Shaft		1	0	1	0







T5009



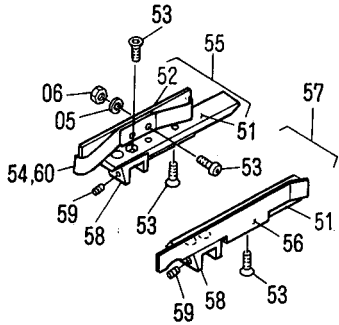
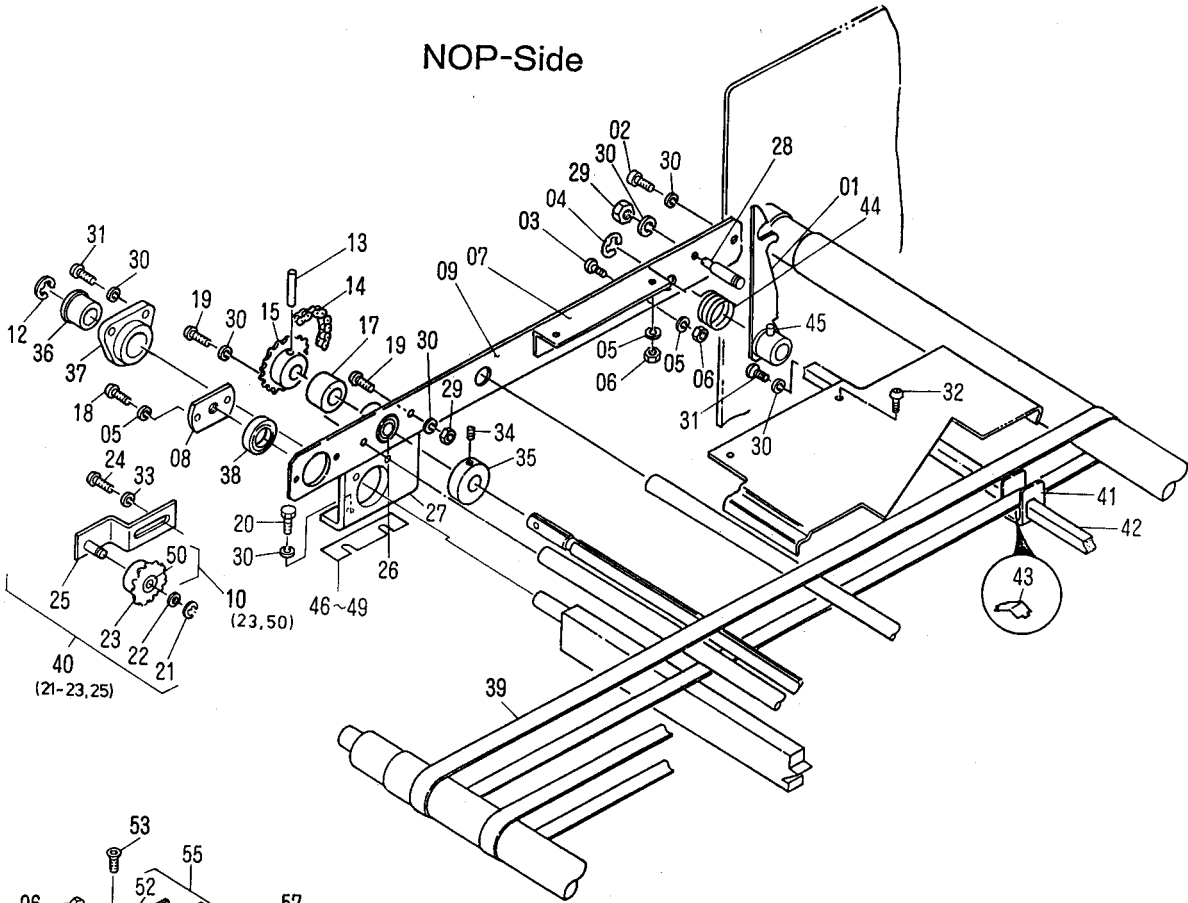
**Feed Section  
Pullout Roller and Skid Wheel**

**T5009**

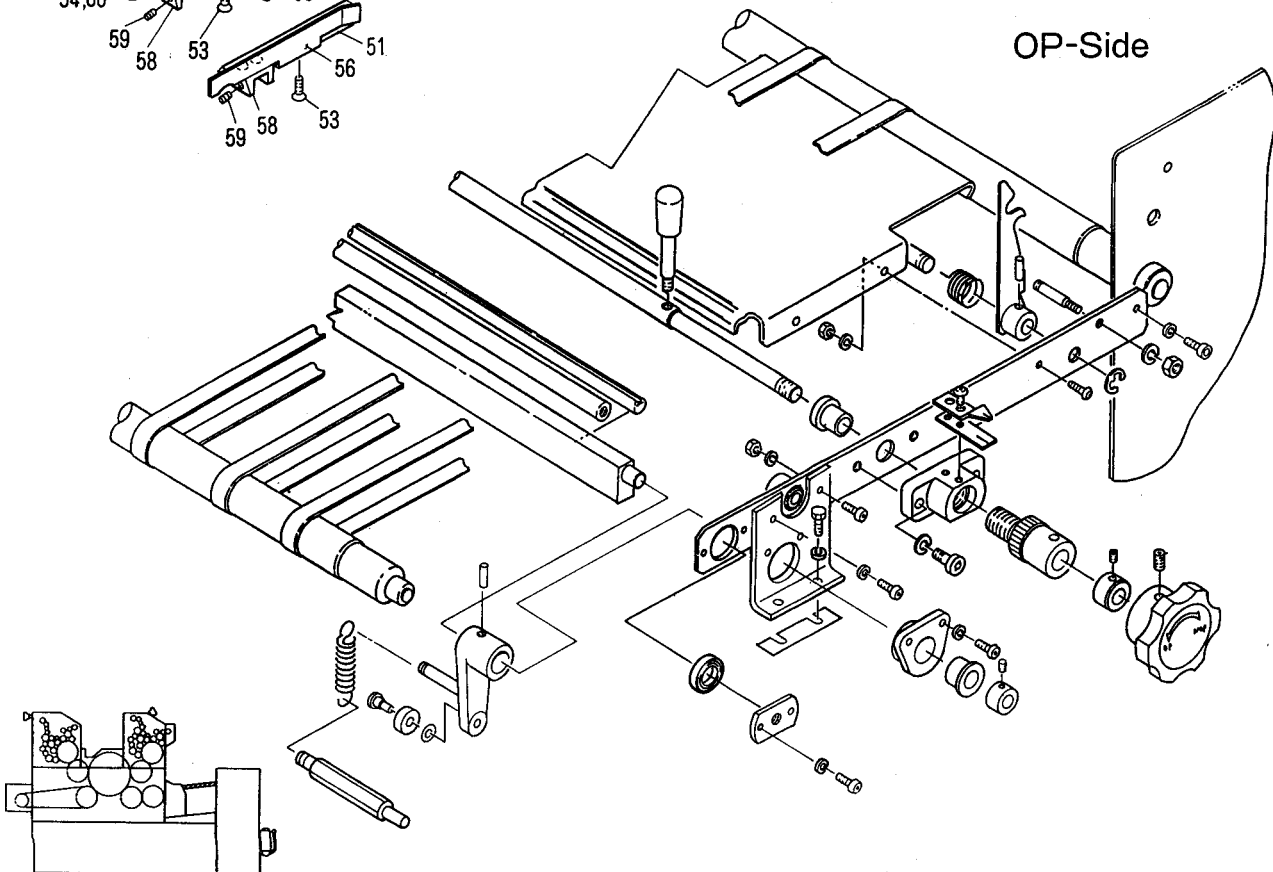
INDEX No.	Parts No.	Description (Remarks)	Unit Per Assy			
			C52E	-SF C52E	C252E	-SF C252E
01	H07-30-3	Stopper Pin	2	0	2	0
02	180-105	Lock Washer	4	0	4	0
03	170-105	Nut	2	0	2	0
04	140-470	Skidwheel Frame Pilot Pin	2	0	2	0
05	7201-10009A	Paper Retainer (L = 324, t = 0.2)	2	0	2	0
06	170-108	Nut	2	0	2	0
07	117-510	Screw	1	0	1	0
08	117-362	Screw	2	0	2	0
09	180-106	Lock Washer	4	0	4	0
10	H04-60-3	Pullout Roller Pressure Adjustment Knob	2	0	2	0
11	6501-02008	Pullout Roller Pressure Adjustment Bracket	2	0	2	0
12	H04-57-3	Click Stop	2	0	2	0
13	180-104	Lock Washer	2	0	2	0
14	125-656	Screw	7	0	7	0
15	H04-62-3	Pullout Roller Pressure Compressing Spring	2	0	2	0
16	184-106	Flat Washer	2	0	2	0
17	6501-02009	Pullout Roller Pressure Adjusting Stem	2	0	2	0
18	6501-02007	Upper Pullout Roller Shaft Bracket	2	0	2	0
19	181-405	E-Ring	2	0	2	0
20	250-126.6	Bearing	2	0	2	0
21	7301-02004	Upper Pullout Roller	1	0	1	0
22	145-506	Set Screw	1	0	1	0
23	5801-02010	Collar	1	0	1	0
24	184-104	Flat Washer	4	0	4	0
25	6501-02010	Spacer	2	0	2	0
26	H11-19-1D-3	Paper Retainer (L = 462, t = 0.2mm)	4	0	4	0
27	H11-19-1B-3	Paper Retainer (L = 462, t = 0.1mm)	4	0	4	0
28	7301-02002	Upper Pullout Roller Pilot Shaft	1	0	1	0
29	6501-02015A	Guide Roller Assy (60 ~ 67)	4	0	4	0
30	183-180	Roll Pin	2	0	2	0
31	H38-20-3	Collar	2	0	2	0
32	S30-01-3	Skidwheel Frame	2	0	2	0
33	EH10-12	Thumb Screw	16	0	16	0
34	H11-01-8	Skidwheel Frame Pilot Shaft	11	0	1	0
35	H31-03-3	Guide Arm Bracket	8	0	8	0
36	170-110.3	Nut	4	0	4	0
37	125-762	Screw	2	0	2	0
38	H31-17-3	Skidwheel Bracket Guide Arm	4	0	4	0
39	5801-10084D	Skidwheel Arm	2	0	2	0
40	H31-05-3	Lock Pin	6	0	6	0
41	183-142	Roll Pin	6	0	6	0
42	181-406	E-Ring	12	0	12	0
43	H31-12-3	Skidwheel Spring	3	0	3	0
44	H31-11-3	Skidwheel Knob	6	0	6	0
45	H31-04-3	Skidwheel Bracket	6	0	6	0
46	5801-10084A	Skidwheel Arm	4	0	4	0
47	H15-84-3	Thumb Nut	2	0	2	0
48	H01-21-3	Retaining Washer	1	0	1	0
49	181-406	Washer	6	0	6	0
50	184-108	Flat Washer	6	0	6	0
51	H11-03-01-8	Skidwheel Frame Spreader	1	0	1	0
52	250-138	Skidwheel (Brg. 638)	6	0	6	0
53	5801-10076	Brush	2	0	2	0
54	183-152	Roll Pin	4	0	4	0
55	H31-13-3	Skidwheel Spring	3	0	3	0
56	5801-10084J	Skidroller Assy (OP-S)	2	0	2	0
57	5801-10084I	Skidroller Assy (NOP-S)	2	0	2	0
58	5801-10084E	Skidroller Assy (OP-S)	1	0	1	0
59	5801-10084F	Skidroller Assy (NOP-S)	1	0	1	0
60	6501-02015	Brcket	4	0	4	0
61	6501-02016	Plate	8	0	8	0
62	5101-02021	Guide Roller Shaft	4	0	4	0
63	5101-02022	Guide Roller	4	0	4	0
64	5101-02030	Pin	4	0	4	0
65	181-404	E-Ring	8	0	8	0
66	CP18-64	Knob	4	0	4	0
67	C-216A-01	U-Nut	8	0	8	0

T5010

NOP-Side



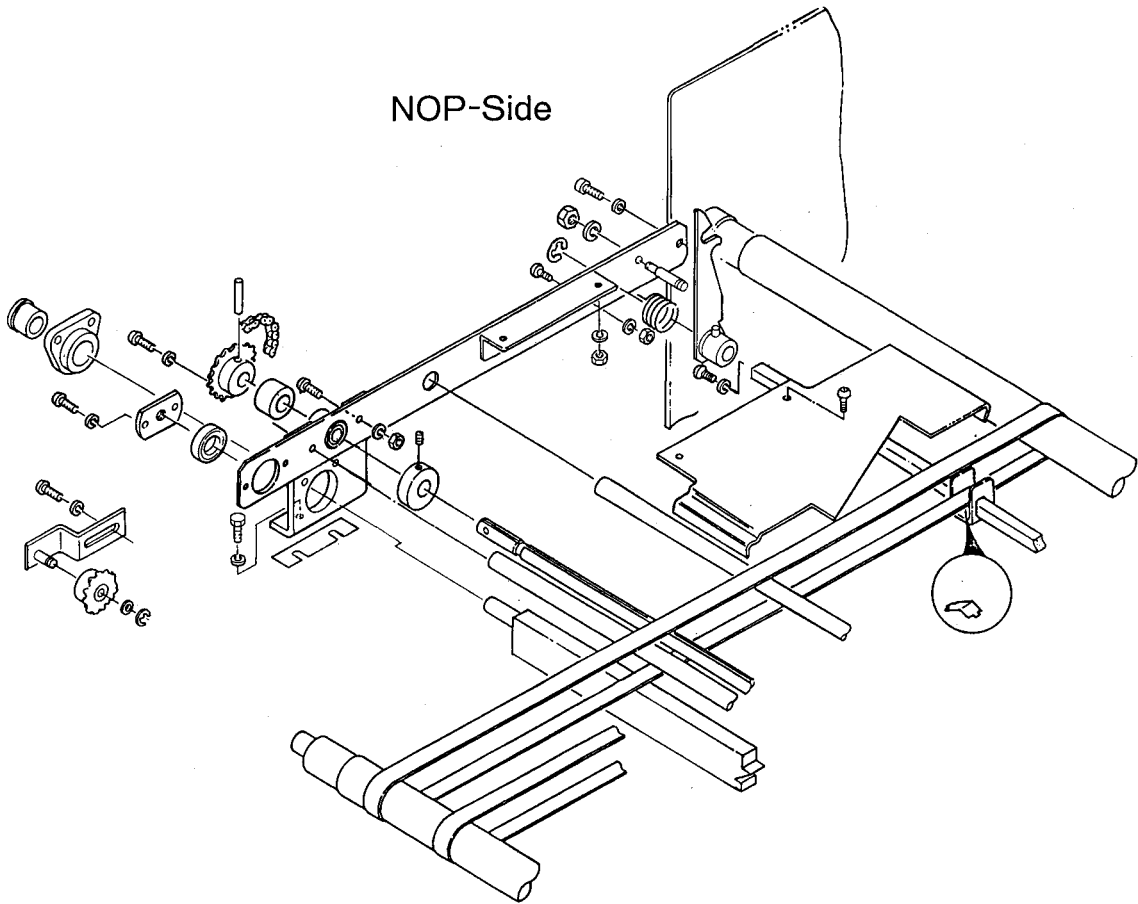
OP-Side



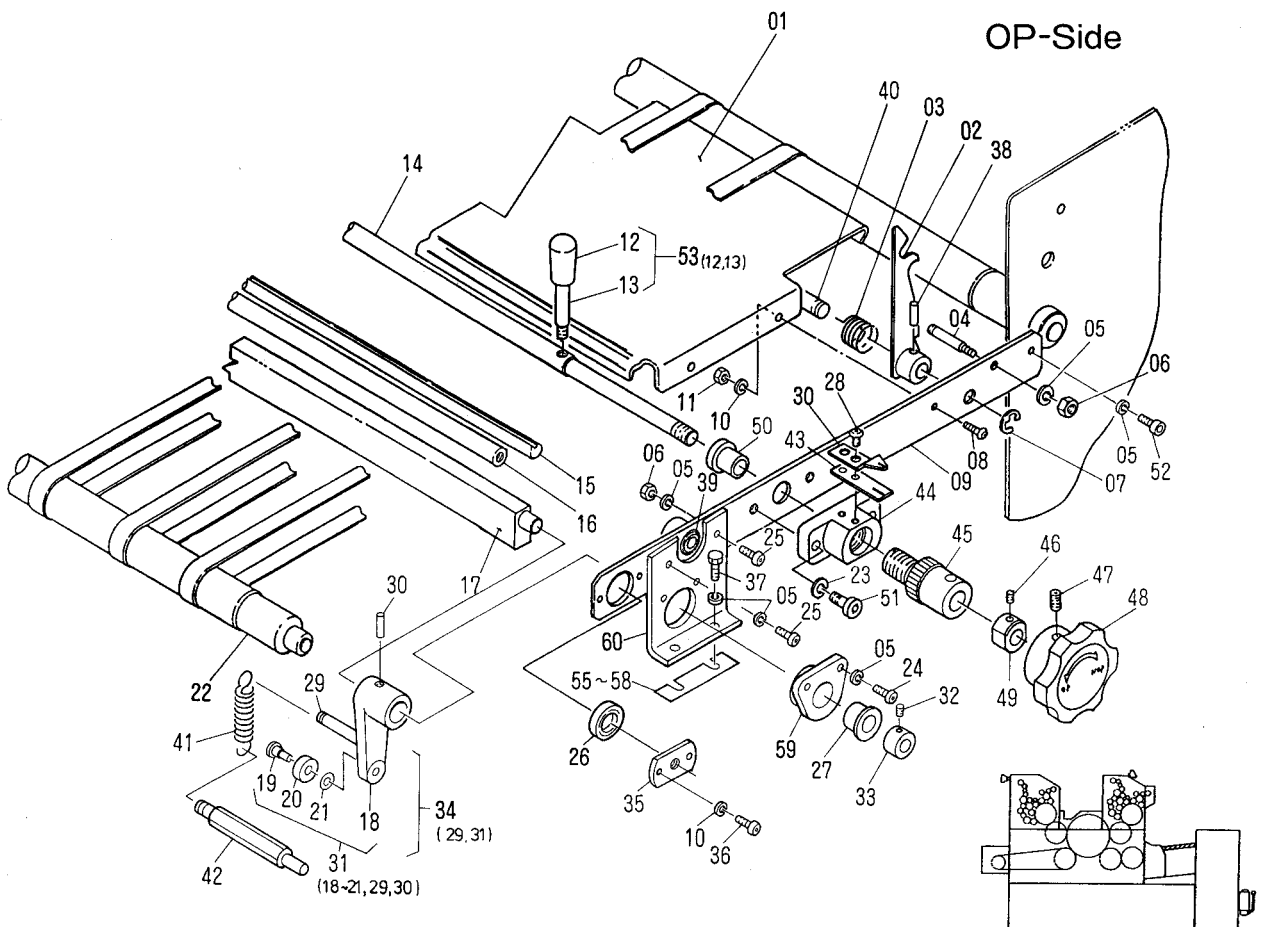


T5011

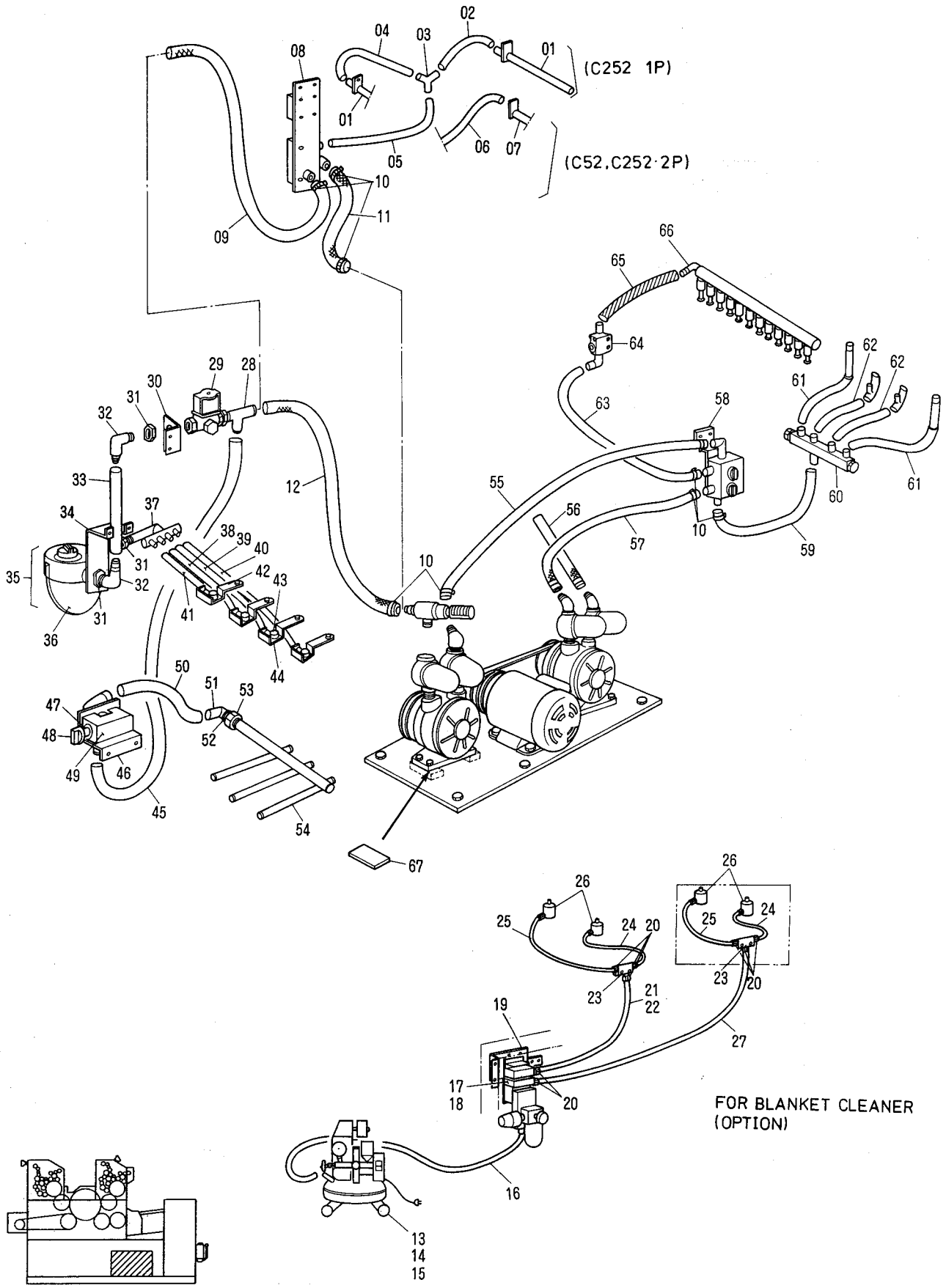
NOP-Side



OP-Side







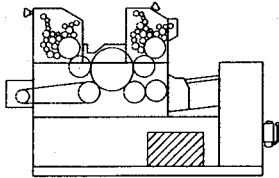
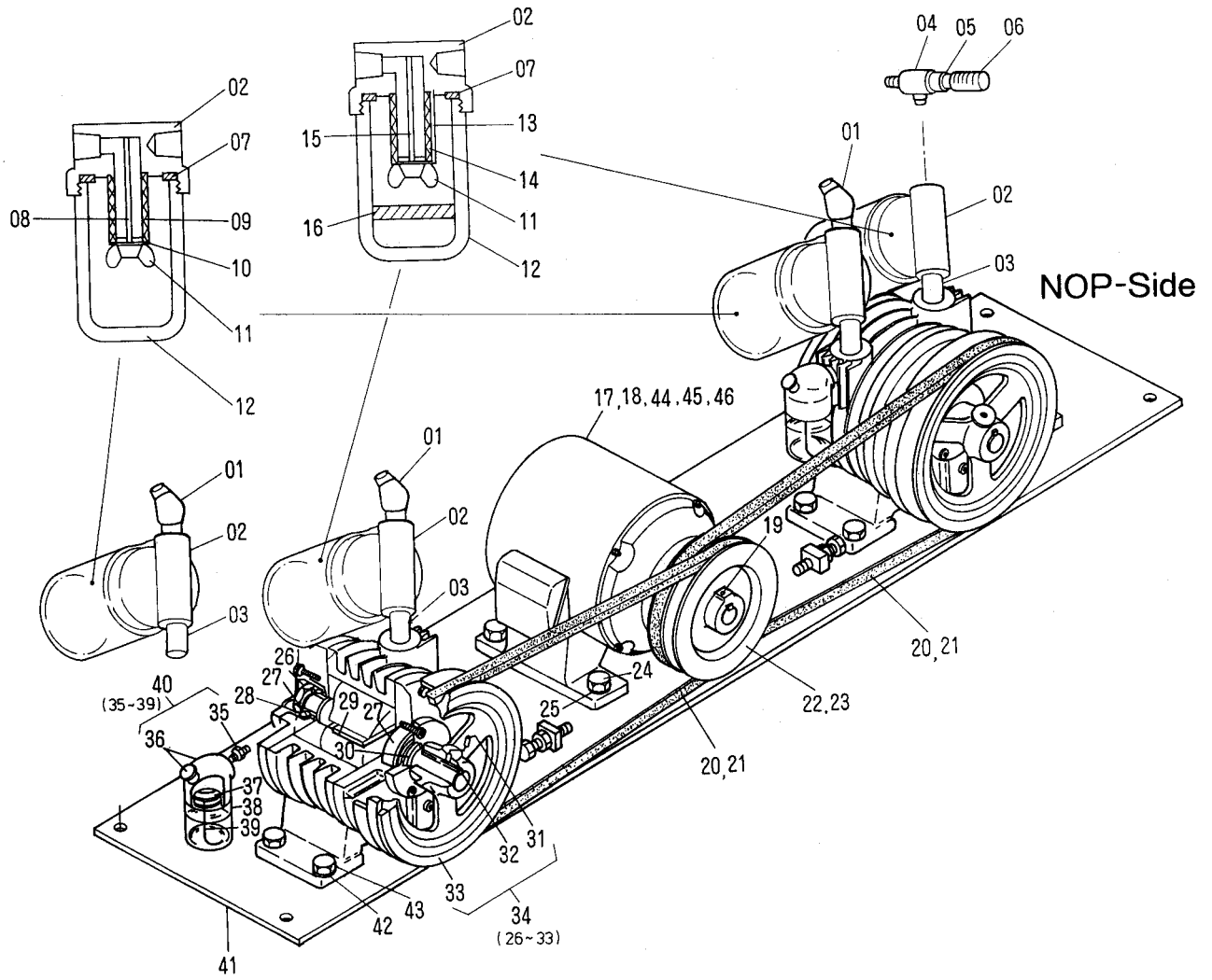


## Air Piping

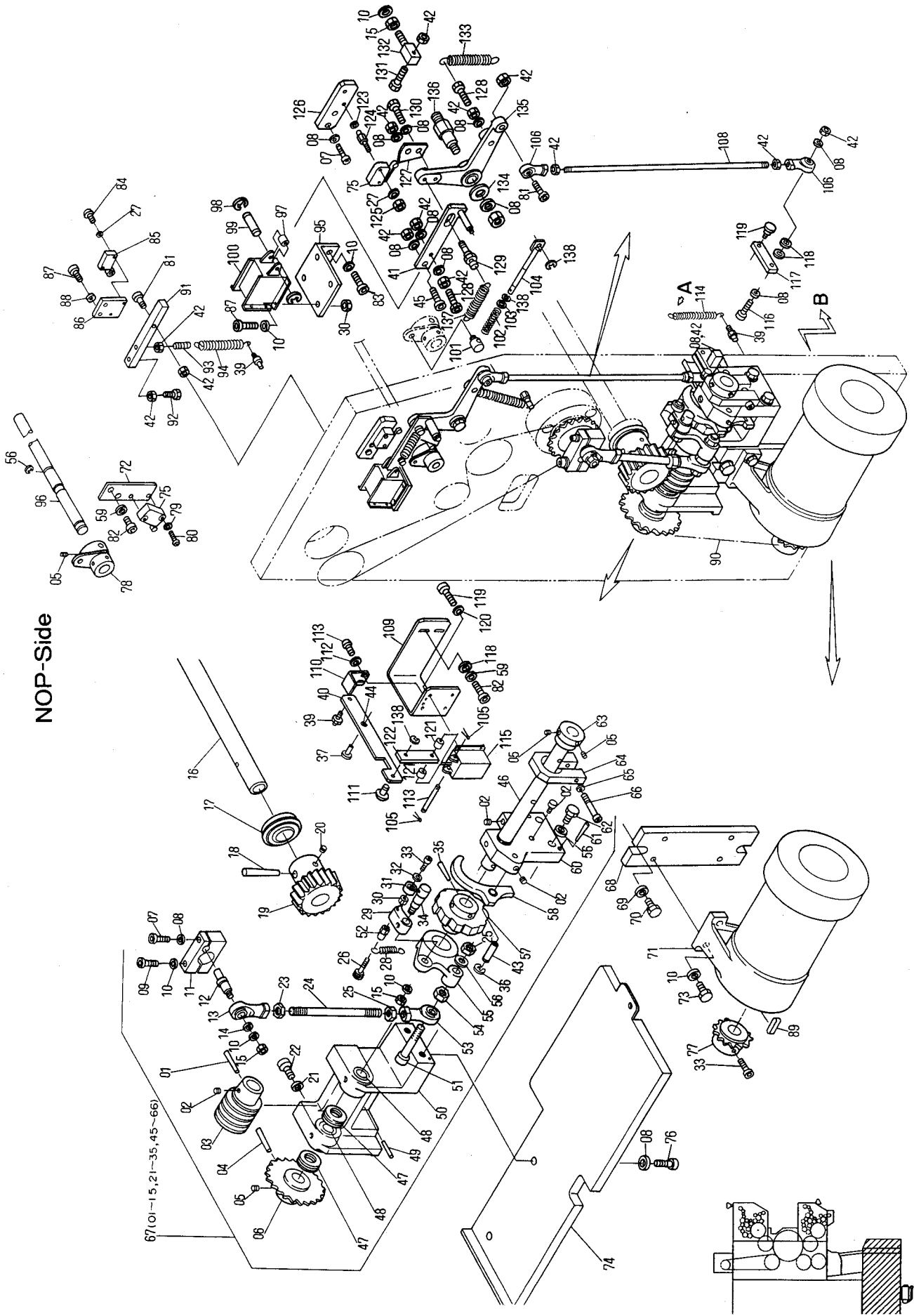
T5012

INDEX No.	Parts No.	Description (Remarks)	Unit Per Assy			
			C52E	-SF C52E	C252E	-SF C252E
01	7203-09155	Blower Nozzule	0	0	1	1
02	7201-12022	Hose (Option)	0	0	1	1
03	H13-46-01-3	Hose Joint	0	0	1	1
04	7201-12023	Hose	0	0	1	1
05	7201-12021	Hose	1	1	1	1
06	7201-12024	Hose (Option)	1	1	1	1
07	7203-09154	Blower Nozzule (Option)	1	1	0	0
08	CP09-41A	Valve Assy (Option)	1	1	1	1
09	7201-12013	Hose (Option)	1	1	1	1
10	H13-54-01-3	Hose Band	11	11	11	11
11	7201-12007	Hose (Option)	1	1	1	1
12	7201-12014	Hose	1	1	1	1
13	7203-09150	Compressor ( 200V ) ( Option )	1	1	1	1
14	7203-09180	Compressor ( 380V ) ( Option )	1	1	1	1
15	7203-09181	Compressor ( 415V ) ( Option )	1	1	1	1
16	6203-09081	Hose (Option)	1	1	1	1
17	7203-09149	Air Controller	0	0	1	1
18	7203-09184	Air Controller (Option)	1	1	0	0
19	7203-09171	Bracket (Option)	1	1	1	1
20	6203-09066	Nut (Option)	4	4	8	8
21	7203-09167	Hose (Option)	1	1	0	0
22	7203-09169	Hose	0	0	1	1
23	6203-09065	Hose Joint (Option)	1	1	2	2
24	7203-09166	Hose (Option)	1	1	2	2
25	7203-09165	Hose (Option)	1	1	2	2
26	6203-09070	Air Cylinder (Option)	2	2	4	4
27	7203-09168	Hose	0	0	1	1
28	CH06-17	Hose Joint	1	1	1	1
29	E09-42-02-3	Air Valve	1	1	1	1
30	5804-06010	Bracket	1	1	1	1
31	DS-05	Nut	3	3	3	3
32	DS-04	Hose Joint	2	2	2	2
33	7201-12026	Hose	1	1	1	1
34	7204-06002	Bracket	1	1	1	1
35	A07-16-1C-3	Spray Bottle Assy (Included 36)	1	1	1	1
36	A07-16-3	Spray Bottle (Included in 35)	1	1	1	1
37	5804-06018	Hose Joint	1	1	1	1
38	7201-12018	Hose	1	1	1	1
39	7201-12019	Hose	1	1	1	1
40	7201-12020	Hose	1	1	1	1
41	7201-12017	Hose	1	1	1	1
42	5804-06002	Arm	4	4	4	4
43	CK06-03	Elbow	4	4	4	4
44	A07-37-3	Spray Nozzle	4	4	4	4
45	7201-12012	Hose	1	1	1	1
46	5804-06019	Bracket	1	1	1	1
47	5804-06006	Valve Shaft	1	1	1	1
48	H13-14-3	Air Controll Knob	1	1	1	1
49	5804-06004B	Valve Bracket	1	1	1	1
50	7201-12025	Hose	1	1	1	1
51	5804-06009	Hose Joint	1	1	1	1
52	180-412	Lock Washer	1	1	1	1
53	CH06-23	Nut	1	1	1	1
54	7304-06001A	Air Shower Pipe	1	1	1	1
55	7201-12006	Hose	1	0	1	0
56	7201-12008	Hose	1	0	1	0
57	7201-12009	Hose	1	0	1	0
58	7201-12001A	Air Controll Valve Assy	1	0	1	0
59	7201-12011	Hose	1	0	1	0
60	EH13-08	Hose Joint	1	0	1	0
61	7201-12015	Hose	2	0	2	0
62	7201-12016	Hose	2	0	2	0
63	7201-12010	Hose	1	0	1	0
64	6501-05039A	Air Timing Valve Assy	1	0	1	0
65	7201-12027	Hose	1	0	1	0
66	5801-05041	Hose Joint	1	0	1	0
67	7205-01022	Cushion (Only For Single Phase)	1	0	0	0

T5013



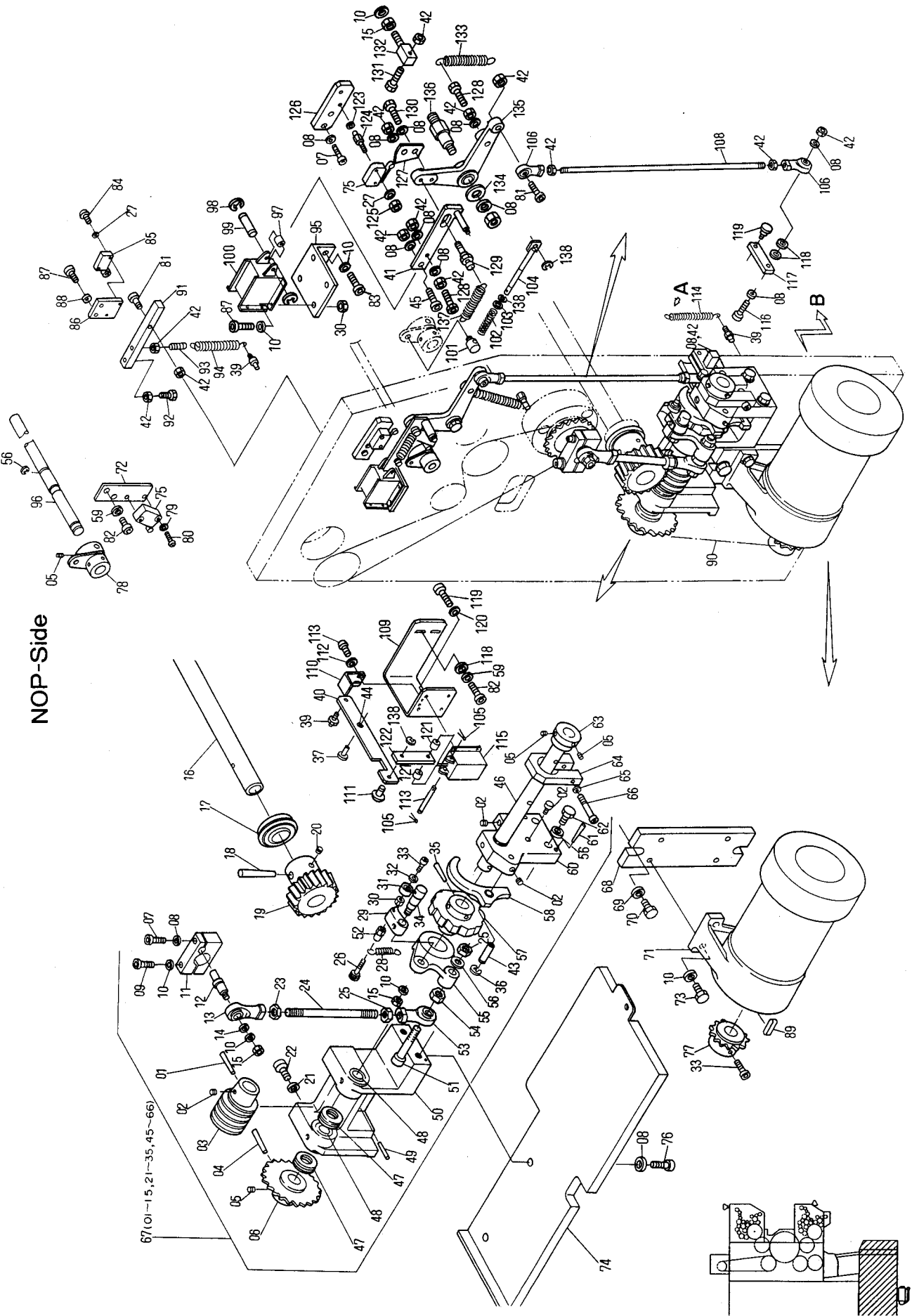




**Feed Section  
Feeder Pile Drive Mechanism**

**T5014**

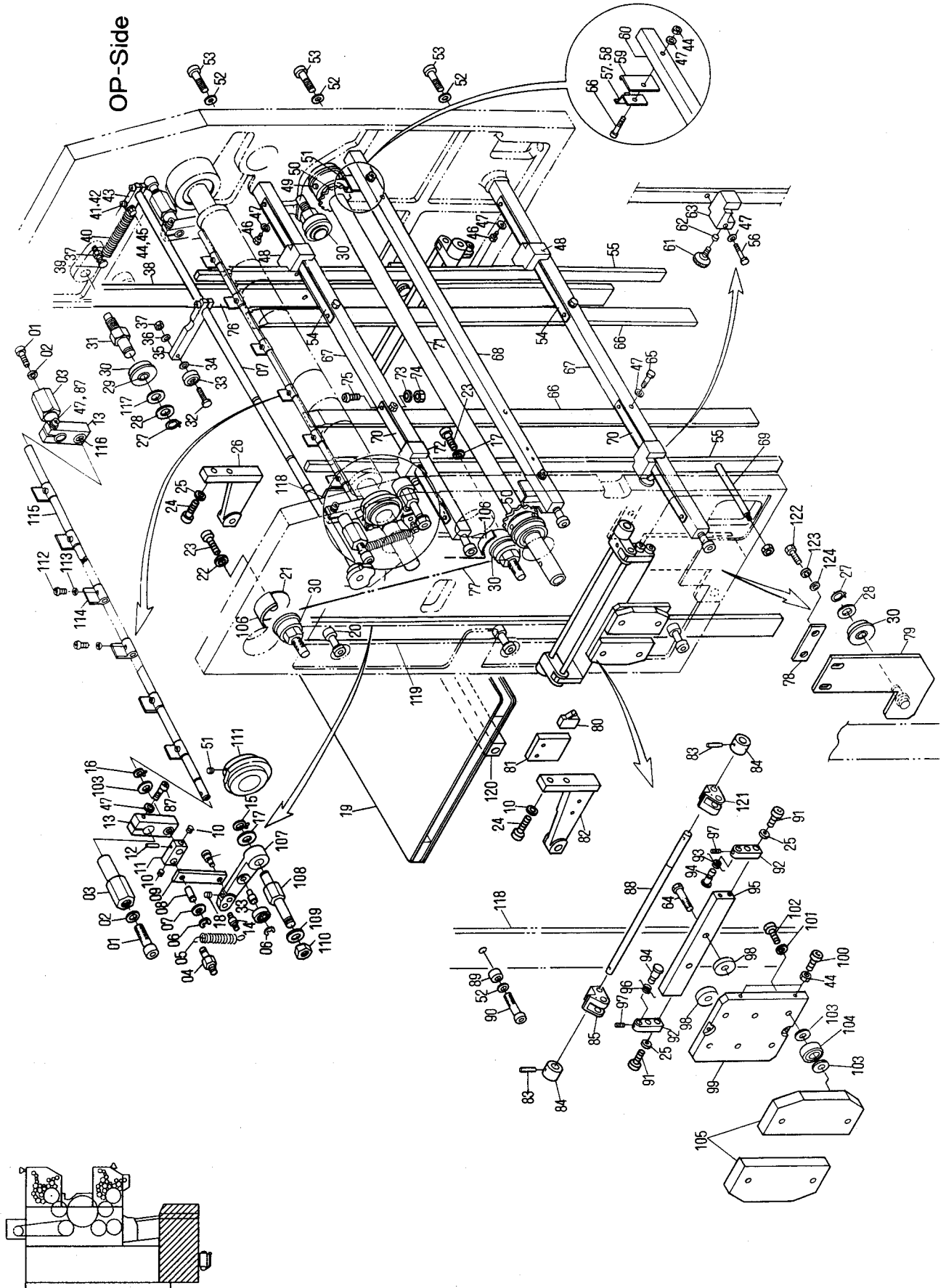
INDEX No.	Parts No.	Description (Remarks)	Unit Per Assy			
			C52E	-SF C52E	C252E	-SF C252E
01	182-209.1	Taper Pint	0	1	0	1
02	145-358	Set Screw	0	7	0	7
03	F1-101	Worm	0	1	0	1
04	182-211	Taper Pin	0	1	0	1
05	145-360	Set Screw	0	3	0	3
06	F1-11	Chain Sprocket	0	1	0	1
07	117-370	Screw	0	3	0	3
08	180-406	Washer	0	14	0	14
09	117-481	Screw	0	1	0	1
10	180-408	Washer	0	8	0	8
11	F1-105	Bracket	0	1	0	1
12	F1-106	Pin	0	1	0	1
13	258-860	Drive Joint	0	1	0	1
14	184-108.001	Flat Washer	0	1	0	1
15	170-108	Nut	0	4	0	4
16	6713-16001	Worm Gear Shaft	0	1	0	1
17	250-205.8	Bearing	0	3	0	3
18	182-223.1	Taper Pin	0	1	0	1
19	F1-4	Worm Gear	0	1	0	1
20	145-460	Set Screw	0	1	0	1
21	180-410.1	Washer	0	4	0	4
22	117-572	Screw	0	4	0	4
23	117-110.1	Nut	0	1	0	1
24	F1-107	Rod	0	1	0	1
25	170-110	Nut	0	1	0	1
26	125-056	Screw	0	1	0	1
27	180-403	Washer	0	9	0	9
28	SP-103	Flat Spring	0	1	0	1
29	F1-116	Drive Pawl	0	1	0	1
30	170-105	Nut	0	1	0	1
31	250-125.6	Bearing	0	1	0	1
32	184-105.001	Flat Washer	0	1	0	1
33	117-520	Screw	0	2	0	2
34	F1-117	Drive Pawl Pin	0	1	0	1
35	IT-6-35	Taper Pin	0	1	0	1
36	181-406	E-Ring	0	3	0	3
37	F1-119A	Pin	0	2	0	2
38	181-408	E-Ring	0	1	0	1
39	SPF-M610	Stud Pin	0	4	0	4
40	6713-16002	Lock Lever (Included 44)	0	1	0	1
41	6713-16030A	Link	0	1	0	1
42	170-106	Nut	0	15	0	15
43	F1-119B	Pin	0	1	0	1
44	243-508	Bushing (Included in 40, 58)	0	2	0	2
45	117-384	Screw	0	1	0	1
46	F1-103	Worm Shaft	0	1	0	1
47	256-104	Bearing	0	2	0	2
48	OB-20-2	Bushing	0	2	0	2
49	IT-5-30	Taper Pin	0	2	0	2
50	F1-1	Worm Bracket	0	1	0	1
51	117-576	Screw	0	1	0	1
52	F1-118	Bracket	0	1	0	1
53	258-860.1	Drive Joint	0	1	0	1
54	170-112	Nut	0	1	0	1
55	5813-16050	Lever	0	1	0	1
56	180-410	Washer	0	3	0	3
57	F1-102	Ratchet Wheel	0	1	0	1
58	F1-5-A	Lever (Included 44)	0	1	0	1
59	180-106	Lock Washer	0	7	0	7
60	F1-2-A	Worm Bracket	0	1	0	1
61	IT-4-35	Taper Pin	0	2	0	2
62	101-571	Screw	0	2	0	2
63	F1-114	Collar	0	1	0	1
64	F1-120	Bracket	0	1	0	1
65	180-406.1	Washer	0	1	0	1
66	117-383	Screw	0	1	0	1
67	F1-1-B	Worm Bracket Assy (01 ~ 15, 21 ~ 35, 45 ~ 66)	0	1	0	1
68	6713-16003	Motor Base	0	1	0	1
69	184-110.001	Flat Washer	0	3	0	3
70	101-570	Screw	0	2	0	2



**Feed Section  
Feeder Pile Drive Mechanism**

**T5014**

INDEX No.	Parts No.	Description (Remarks)	Unit Per Assy			
			C52E	-SF C52E	C252E	-SF C252E
71	E-101-38	Motor	0	1	0	1
72	6713-16034	Bracket	0	1	0	1
73	101-470	Screw	0	4	0	4
74	5605-18001	Motor Cover	0	1	0	1
75	E10-29-3	Micro Switch	0	2	0	2
76	117-360	Screw	0	3	0	3
77	F1-109	Drive Sprocket	0	1	0	1
78	6713-16036A	Lever	0	1	0	1
79	180-103	Lock Washer	0	2	0	2
80	125-615	Screw	0	2	0	2
81	117-375	Screw	0	3	0	3
82	117-365	Screw	0	4	0	4
83	117-465	Screw	0	2	0	2
84	125-065	Screw	0	6	0	6
85	E-101-21	Limit Switch	0	3	0	3
86	E-114	Limit Switch Base	0	2	0	2
87	117-515	Screw	0	8	0	8
88	180-405	Washer	0	5	0	5
89	F2-108-01	Key	0	1	0	1
90	6713-16042	Chain	0	1	0	1
91	F1-160	Lever	0	1	0	1
92	101-375A	Screw	0	1	0	1
93	SPF-M600	Spring Hook	0	1	0	1
94	SP-106	Spring	0	1	0	1
95	7213-16012	Bracket	0	1	0	1
96	6713-16025	Shaft	0	1	0	1
97	F44-22-3	Coller	0	2	0	2
98	181-405	E-Ring	0	2	0	2
99	A04-47-3	Pin	0	1	0	1
100	E09-52-3	Solenoid	0	1	0	1
101	6713-16039	Pin	0	1	0	1
102	H18-13-3	Spring	0	1	0	1
103	184-105	Flat Washer	0	1	0	1
104	6713-16035	Rod	0	1	0	1
105	183-744	Cotter Pin	0	2	0	2
106	258-856	Drive Joint	0	2	0	2
107	SPF-M625	Stud Pin	0	1	0	1
108	F1-129	Connecting Bolt	0	1	0	1
109	6713-16026	Bracket	0	1	0	1
110	5103-08116	Stopper	0	1	0	1
111	6713-16047	Pin	0	1	0	1
112	125-606	Screw	0	2	0	2
113	7213-16019	Pin	0	1	0	1
114	6713-16055	Spring	0	1	0	1
115	E-101-48	Solenoid	0	1	0	1
116	117-380	Screw	0	1	0	1
117	5813-16012	Link	0	1	0	1
118	184-106.001	Flat Washer	0	3	0	3
119	117-408	Screw	0	4	0	4
120	180-104	Lock Washer	0	4	0	4
121	H03-36-3	Spacer	0	2	0	2
122	6713-16046	Link	0	1	0	1
123	180-404	Washer	0	2	0	2
124	7213-16015	Stud Pin	0	2	0	2
125	170-103	Nut	0	2	0	2
126	7213-16014	Bracket	0	1	0	1
127	7213-16013	Cam	0	1	0	1
128	101-370	Screw	0	3	0	3
129	7213-16010	Pin	0	1	0	1
130	101-360	Screw	0	1	0	1
131	101-380	Screw	0	1	0	1
132	7213-16011	Stopper	0	1	0	1
133	7213-16017	Spring	0	1	0	1
134	WSM-1808	Washer	0	1	0	1
135	7213-16008	Lever	0	1	0	1
136	7213-16009	Stud Pin	0	1	0	1
137	7213-16016	Spring	0	1	0	1
138	181-404	E-Ring	0	3	0	3

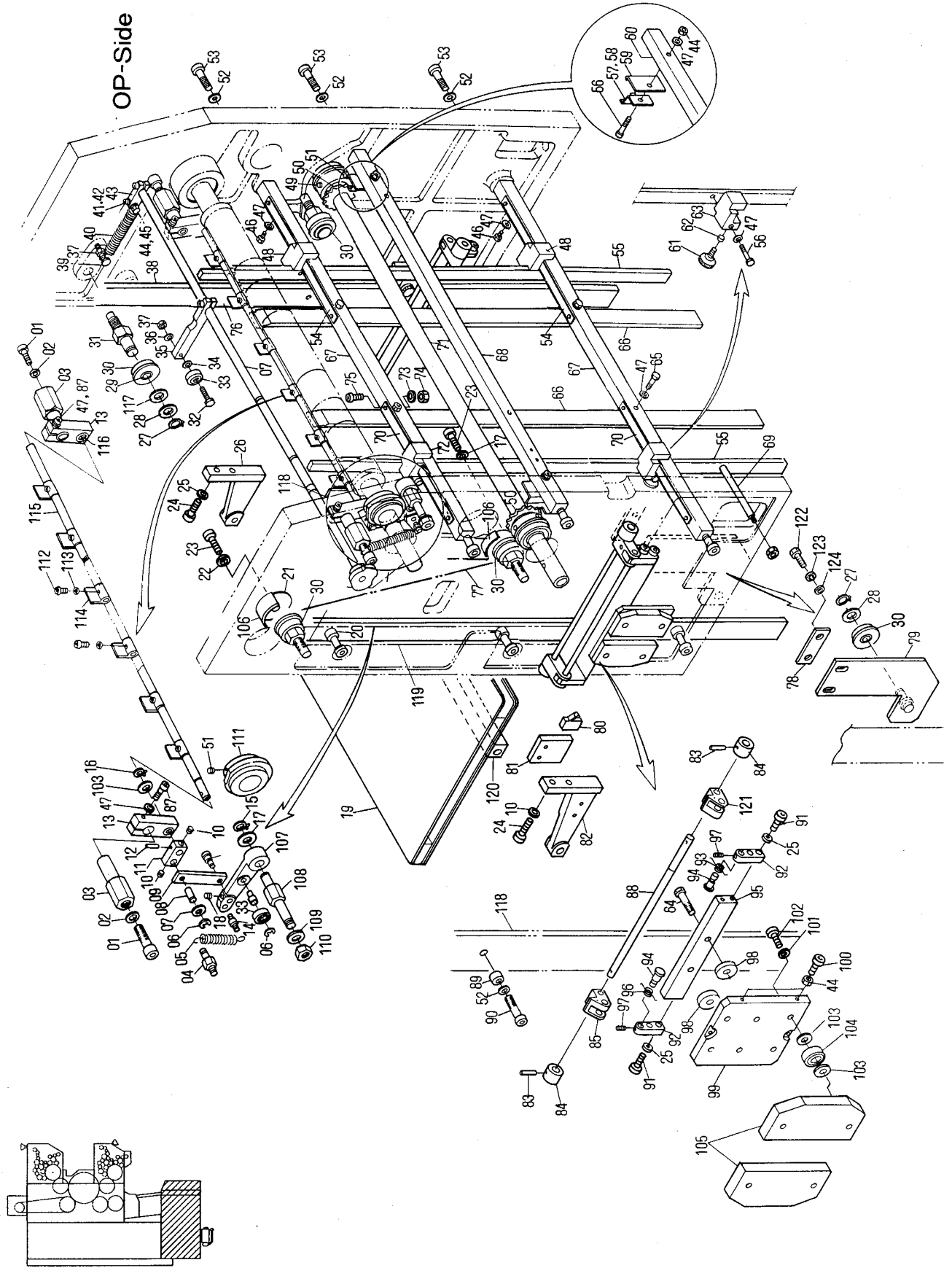




Feeder Unit

T5015

INDEX No.	Parts No.	Description (Remarks)	Unit Per Assy			
			C52E	-SF C52E	C252E	-SF C252E
01	117-632	Screw	0	2	0	2
02	180-412.1	Washer	0	2	0	2
03	F1-150	Stud Pin	0	2	0	2
04	SPF-M810	Stud Pin	0	1	0	1
05	SP-101	Spring	0	1	0	1
06	181-406	E-Ring	0	2	0	2
07	184-106.001	Flat Washer	0	2	0	2
08	F1-119B	Pin	0	1	0	1
09	F1-153	Link	0	1	0	1
10	145-356	Set Screw	0	2	0	2
11	F1-152	Block	0	1	0	1
12	183-170.01	Roll Pin	0	1	0	1
13	F1-151B-A	Bracket (Included 116)	0	2	0	2
14	SPF-M610	Stud Pin	0	1	0	1
15	181-012	C-Ring	0	1	0	1
16	181-010	C-Ring	0	1	0	1
17	F1-149-01	Thrust Washer	0	1	0	1
18	145-358	Set Screw	0	1	0	1
19	7313-16010	Paper Table	0	2	0	2
20	5813-16051	Eccentric Pin	0	1	0	1
21	6713-16044	Spreader Collar	0	2	0	2
22	180-105	Lock Washer	0	2	0	2
23	125-710	Screw	0	2	0	2
24	117-480	Screw	0	4	0	4
25	180-108	Lock Washer	0	18	0	18
26	6713-16006	Bracket OP-S	0	1	0	1
27	181-018	C-Ring	0	4	0	4
28	F1-113-01	Thrust Washer	0	4	0	4
29	243-528	Bushing (Included in 30)	0	4	0	4
30	7213-16018A	Roller (Included 29)	0	6	0	6
31	5610-05008	Stud Pin	0	4	0	4
32	101-475	Screw	0	1	0	1
33	250-108.6	Bearing	0	2	0	2
34	184-108.001	Flat Washer	0	1	0	1
35	F1-133	Lever	0	1	0	1
36	180-408	Washer	0	5	0	5
37	170-108	Nut	0	2	0	2
38	7213-16004	Guide Rail	0	2	0	2
39	101-481	Screw	0	1	0	1
40	EM04-25	Spring	0	1	0	1
41	117-520	Screw	0	2	0	2
42	180-405.1	Washer	0	2	0	2
43	F1-131	Bracket	0	1	0	1
44	170-106	Nut	0	8	0	8
45	101-365	Screw	0	1	0	1
46	101-360	Screw	0	2	0	2
47	180-406	Washer	0	19	0	19
48	F1-10L	Side Guide Bracket OP-S	0	2	0	2
49	182-223.1	Taper Pin	0	2	0	2
50	F1-110	Sprocket	0	2	0	2
51	145-360	Set Screw	0	5	0	5
52	180-410.1	Washer	0	12	0	12
53	117-572	Screw	0	6	0	6
54	6713-01010	Scale OP-S	0	2	0	2
55	7213-16007	Side Guide	0	2	0	2
56	101-381	Screw	0	12	0	12
57	7213-19005	Chain Guide OP-S	0	1	0	1
58	7213-19006	Chain Guide NOP-S	0	1	0	1
59	F1-165	Chain Guide	0	2	0	2
60	F1-148	Gross Bar	0	1	0	1
61	F1-10R-01	Screw Knob	0	4	0	4
62	PO-127	Spacer	0	4	0	4
63	7313-16001	Side Guide Bracket (Lower) NOP-S	0	1	0	1
64	101-480	Screw	0	6	0	6
65	101-380	Screw	0	4	0	4
66	7213-16002	Front Guide	0	2	0	2
67	6713-01009	Spreader	0	2	0	2
68	6713-01008	Cross Bar	0	1	0	1
69	F1-164	Chain Guide	0	4	0	4
70	6713-01011	Scale NOP-S	0	2	0	2



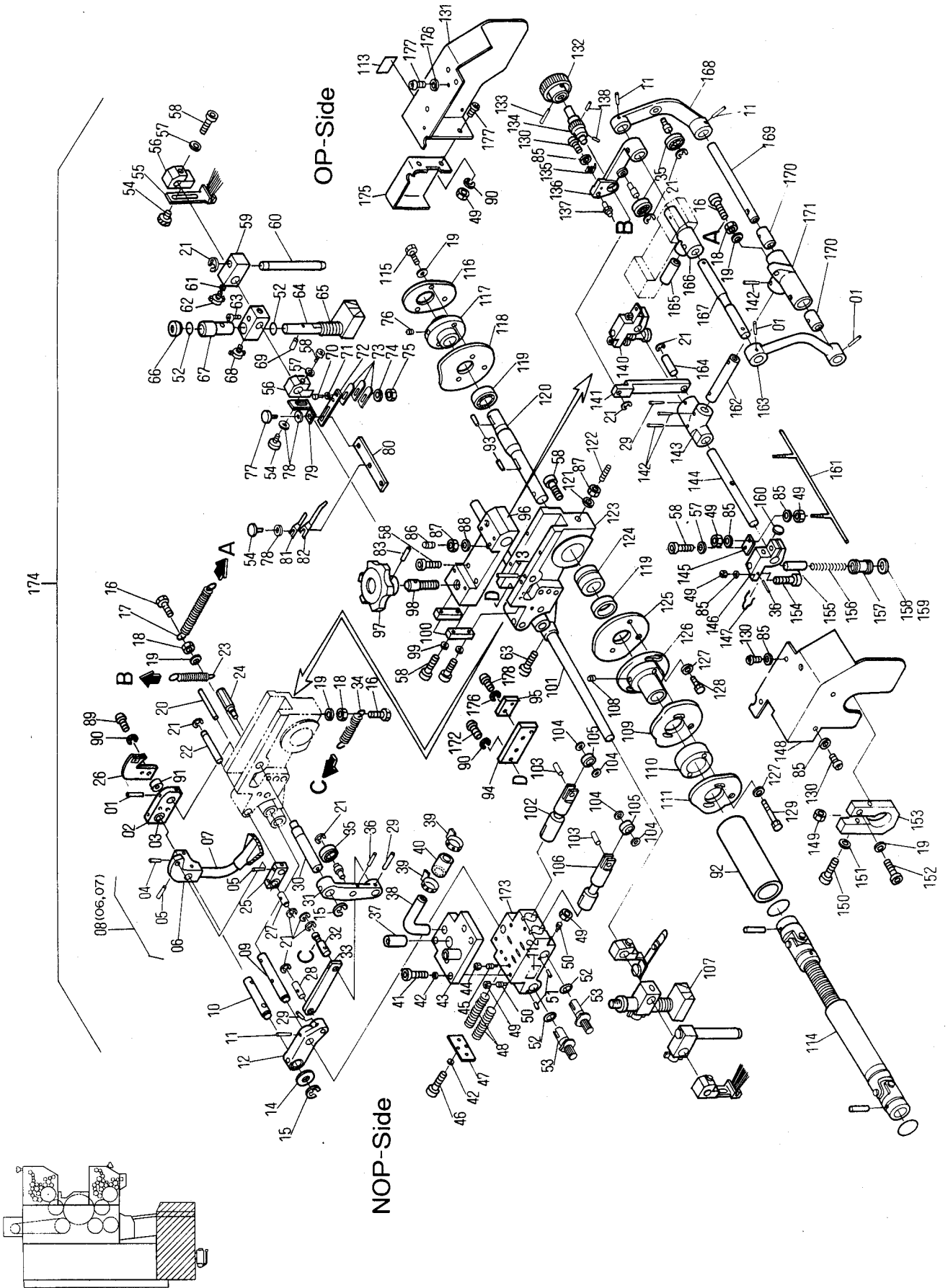




**Feed Section  
Blower Suction Foot Drive**

**T5016**

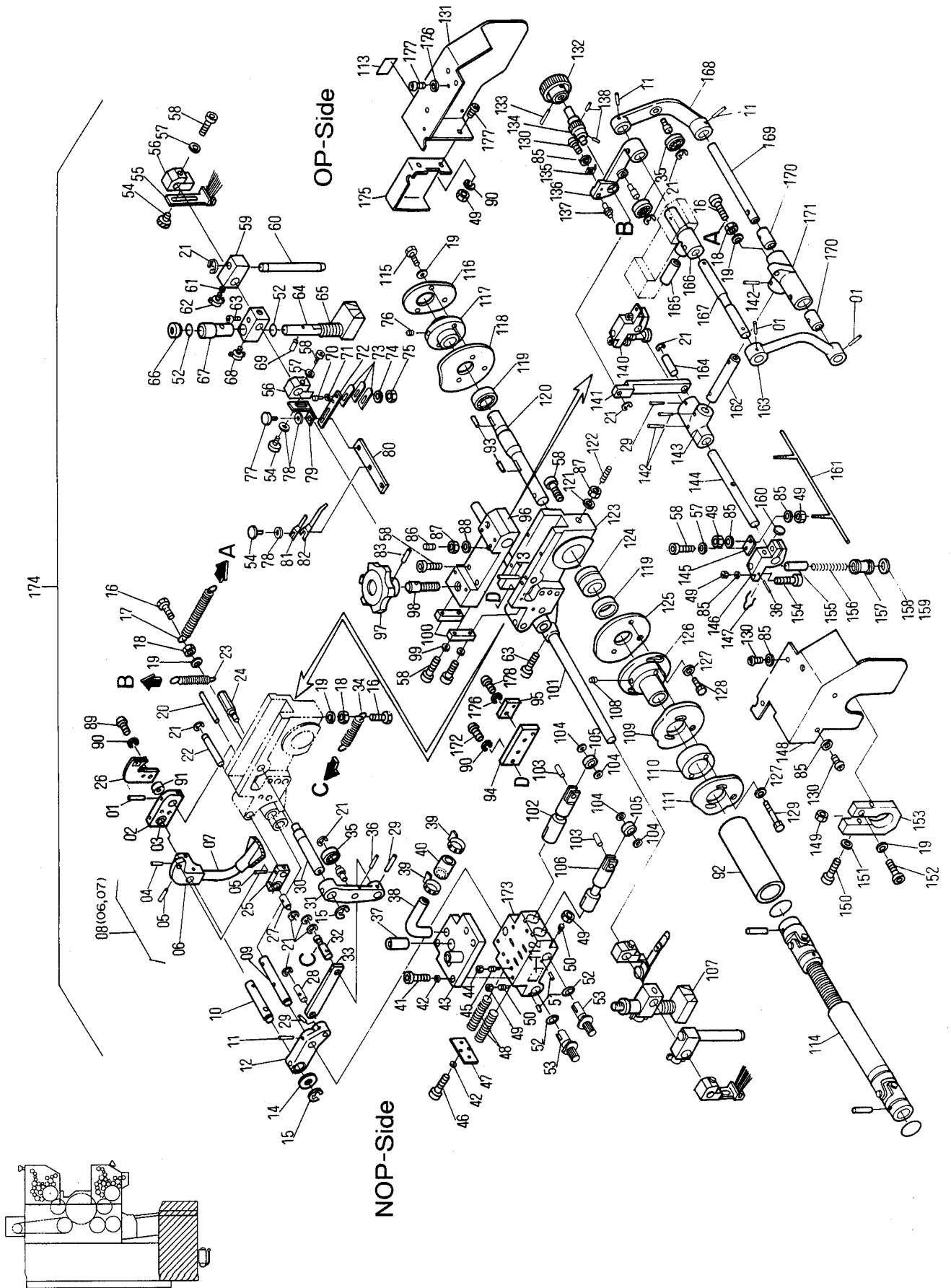
INDEX No.	Parts No.	Description (Remarks)	Unit Per Assy			
			C52E	-SF C52E	C252E	-SF C252E
01	182-147	Taper Pin	0	3	0	3
02	6713-17010	Bracket (Included 03)	0	1	0	1
03	OB-12-1	Bushing (Included in 02)	0	1	0	1
04	182-142.1	Taper Pin	0	1	0	1
05	182-145	Taper Pin	0	3	0	3
06	F2-17	Blower Foot Bracket	0	1	0	1
07	F2-161-A	Blower Foot	0	1	0	1
08	F2-161-B	Blower Foot Assy (06, 07)	0	1	0	1
09	F2-160A	Pin	0	1	0	1
10	F2-160B	Pin	0	1	0	1
11	OT-4-20	Taper Pin	0	3	0	3
12	F2-16-A	Lever	0	1	0	1
13	182-150	Taper Pin	0	1	0	1
14	C-127-01	Thrust Washer	0	1	0	1
15	181-410	E-Ring	0	2	0	2
16	101-370	Screw	0	3	0	3
17	SP-108	Spring	0	1	0	1
18	170-106	Nut	0	3	0	3
19	180-406	Washer	0	7	0	7
20	F2-1-01	Pin	0	1	0	1
21	181-406	E-Ring	0	12	0	12
22	F2-164	Pin	0	1	0	1
23	SP-109	Spring	0	1	0	1
24	F2-154	Stud Pin	0	1	0	1
25	F2-163-A	Bracket	0	1	0	1
26	6713-17005A	Plate Assy	0	1	0	1
27	F2-159B	Pin	0	1	0	1
28	F2-159A	Pin	0	1	0	1
29	183-170.01	Roll Pin	0	3	0	3
30	F2-156	Pin	0	1	0	1
31	F2-15-A	Cam Follower Lever	0	1	0	1
32	F2-158	Pin	0	1	0	1
33	F2-157	Crank Rod	0	1	0	1
34	SP-111	Spring	0	1	0	1
35	250-108.6	Cam Follower	0	3	0	3
36	182-110	Taper Pin	0	3	0	3
37	F2-133	Hose Joint	0	2	0	2
38	F2-134	Hose Joint	0	1	0	1
39	F2-134-02	Hose Band	0	2	0	2
40	F2-134-01	Hose	0	1	0	1
41	117-415	Screw	0	6	0	6
42	180-404.1	Washer	0	8	0	8
43	F2-6	Air Valve Bracket	0	1	0	1
44	170-105	Nut	0	2	0	2
45	F2-165B	Set Screw	0	2	0	2
46	117-408	Screw	0	2	0	2
47	F2-132	Spring Stopper	0	1	0	1
48	SP-110	Spring	0	2	0	2
49	170-104	Nut	0	10	0	10
50	F2-165C	Set Screw	0	2	0	2
51	183-165.01	Roll Pin	0	2	0	2
52	324-314	O-Ring	0	6	0	6
53	F2-131	Blower Adjuster	0	2	0	2
54	F2-168-01	Screw Knob	0	5	0	5
55	F2-141	Brush	0	2	0	2
56	F2-140	Bracket	0	2	0	2
57	180-405	Washer	0	3	0	3
58	117-520	Screw	0	11	0	11
59	F2-143	Bracket	0	2	0	2
60	F2-144	Back Guide Pin	0	2	0	2
61	PO-127	Spacer	0	2	0	2
62	F2-143-01	Screw Knob	0	2	0	2
63	117-508	Screw	0	4	0	4
64	F2-139L	Blower Foot OP-S	0	1	0	1
65	SP-120	Spring	0	2	0	2
66	F2-138	Adjusting Nut	0	1	0	1
67	F2-172	Bushing	0	2	0	2
68	F2-137-01	Screw Knob	0	2	0	2
69	F2-139R-01	Pin	0	2	0	2
70	125-056	Screw	0	4	0	4



**Feed Section  
Blower Suction Foot Drive**

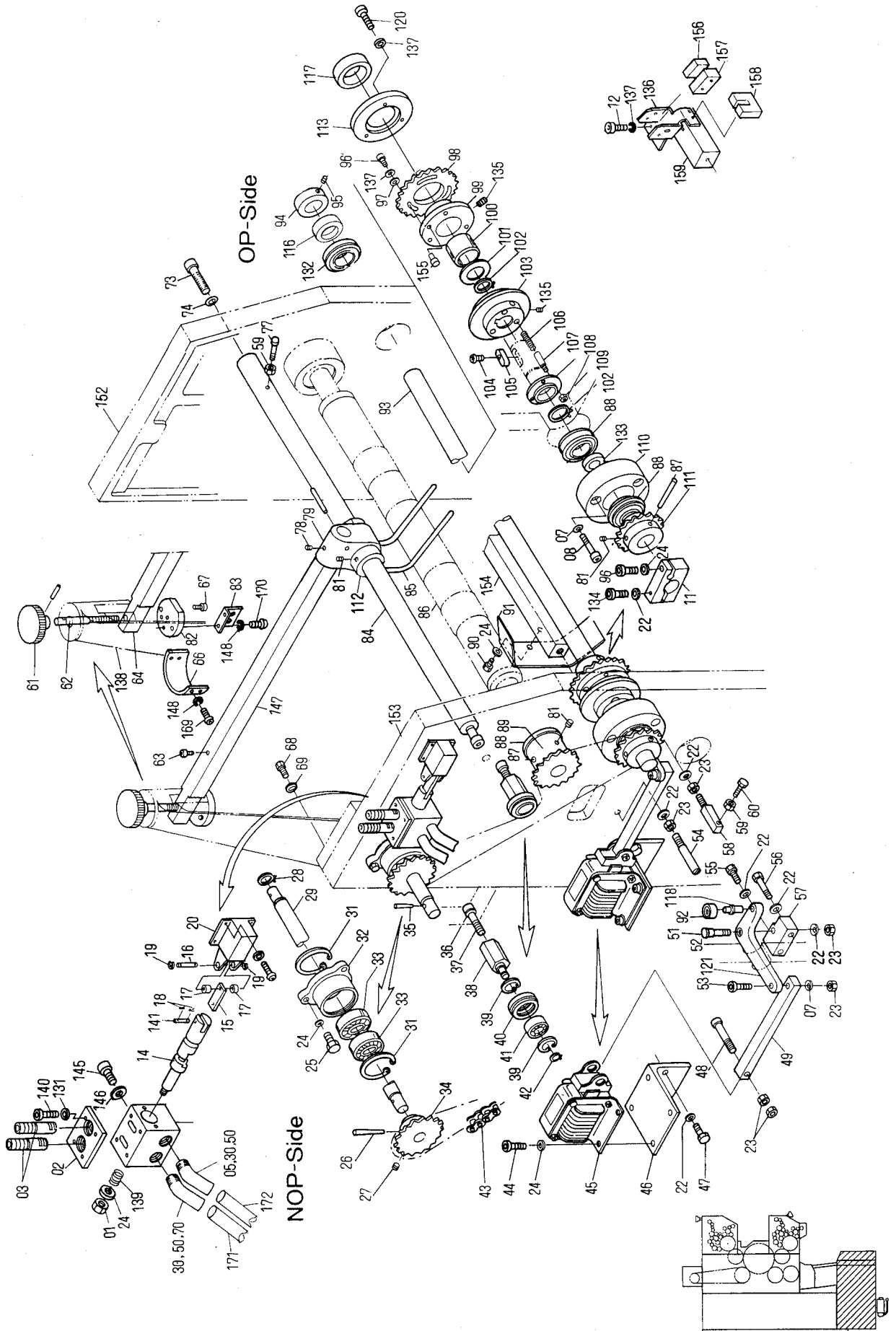
**T5016**

INDEX No.	Parts No.	Description (Remarks)	Unit Per Assy			
			C52E	-SF C52E	C252E	-SF C252E
71	184-103.001	Flat Washer	0	4	0	4
72	F2-169	Plate	0	2	0	2
73	SP-118	Flat Spring	0	6	0	6
74	180-403	Washer	0	4	0	4
75	170-103	Nut	0	4	0	4
76	145-362	Set Screw	0	1	0	1
77	F2-170-01	Screw Knob	0	2	0	2
78	184-105.001	Flat Washer	0	5	0	5
79	F2-168	Holder	0	2	0	2
80	F2-170	Bracket	0	1	0	1
81	SP-121	Sheet Separator	0	1	0	1
82	SP-122	Sheet Separator	0	1	0	1
83	183-187	Roll Pin	0	1	0	1
84	117-430A	Screw	0	1	0	1
85	180-404	Washer	0	10	0	10
86	145-470	Set Screw	0	1	0	1
87	170-108	Nut	0	2	0	2
88	180-408	Washer	0	1	0	1
89	125-675	Screw	0	4	0	4
90	180-104	Lock Washer	0	2	0	2
91	6713-17008	Spacer	0	2	0	2
92	6713-17003	Pipe	0	1	0	1
93	F2-108-01	Key	0	2	0	2
94	6713-17009	Bracket	0	1	0	1
95	E26-75-3	Sensor	0	1	0	1
96	F2-2	Bracket	0	1	0	1
97	F2-117-01	Handle	0	1	0	1
98	F2-117	Handle Shaft	0	1	0	1
99	180-405.1	Washer	0	4	0	4
100	F2-119	Block	0	2	0	2
101	F2-136	Shaft	0	1	0	1
102	F2-129A	Blower Piston	0	1	0	1
103	F2-130	Pin	0	2	0	2
104	180-176	Wave Washer	0	4	0	4
105	250-126.6	Bearing	0	2	0	2
106	F2-129B	Blower Piston	0	1	0	1
107	F2-139R	Blower Foot NOP-S	0	1	0	1
108	145-356	Set Screw	0	1	0	1
109	F2-113	Timing Cam	0	1	0	1
110	F2-111	Spacer	0	1	0	1
111	F2-112	Timing Cam	0	1	0	1
112	NP-3	Name Plate	0	1	0	1
113	NP-5	Name Plate	0	1	0	1
114	5813-17006	Joint	0	1	0	1
115	101-375	Screw	0	2	0	2
116	F2-116	Timing Cam	0	1	0	1
117	F2-109B	Cam Flange	0	1	0	1
118	F2-115	Timing Cam	0	1	0	1
119	250-003.6	Bearing	0	2	0	2
120	F2-108	Cam Shaft	0	1	0	1
121	180-108	Lock Washer	0	1	0	1
122	145-480	Set Screw	0	1	0	1
123	6713-17013	Feeder Head Frame	0	1	0	1
124	F2-110	Spacer	0	1	0	1
125	F2-114	Timing Cam	0	1	0	1
126	F2-109A	Cam Flange	0	1	0	1
127	184-106.001	Flat Washer	0	4	0	4
128	101-362	Screw	0	2	0	2
129	101-382	Screw	0	2	0	2
130	125-108	Screw	0	7	0	7
131	6713-17012	Cover OP-S	0	1	0	1
132	PO-111	Handle	0	1	0	1
133	IT-4-25	Taper Pin	0	1	0	1
134	F2-152	Handle Shaft	0	1	0	1
135	SP-119	Flat Spring	0	1	0	1
136	F2-13-A	Lever	0	1	0	1
137	SPF-M603	Stud Pin	0	1	0	1
138	183-181	Roll Pin	0	2	0	2
139						
140	F2-12L	Bracket	0	1	0	1





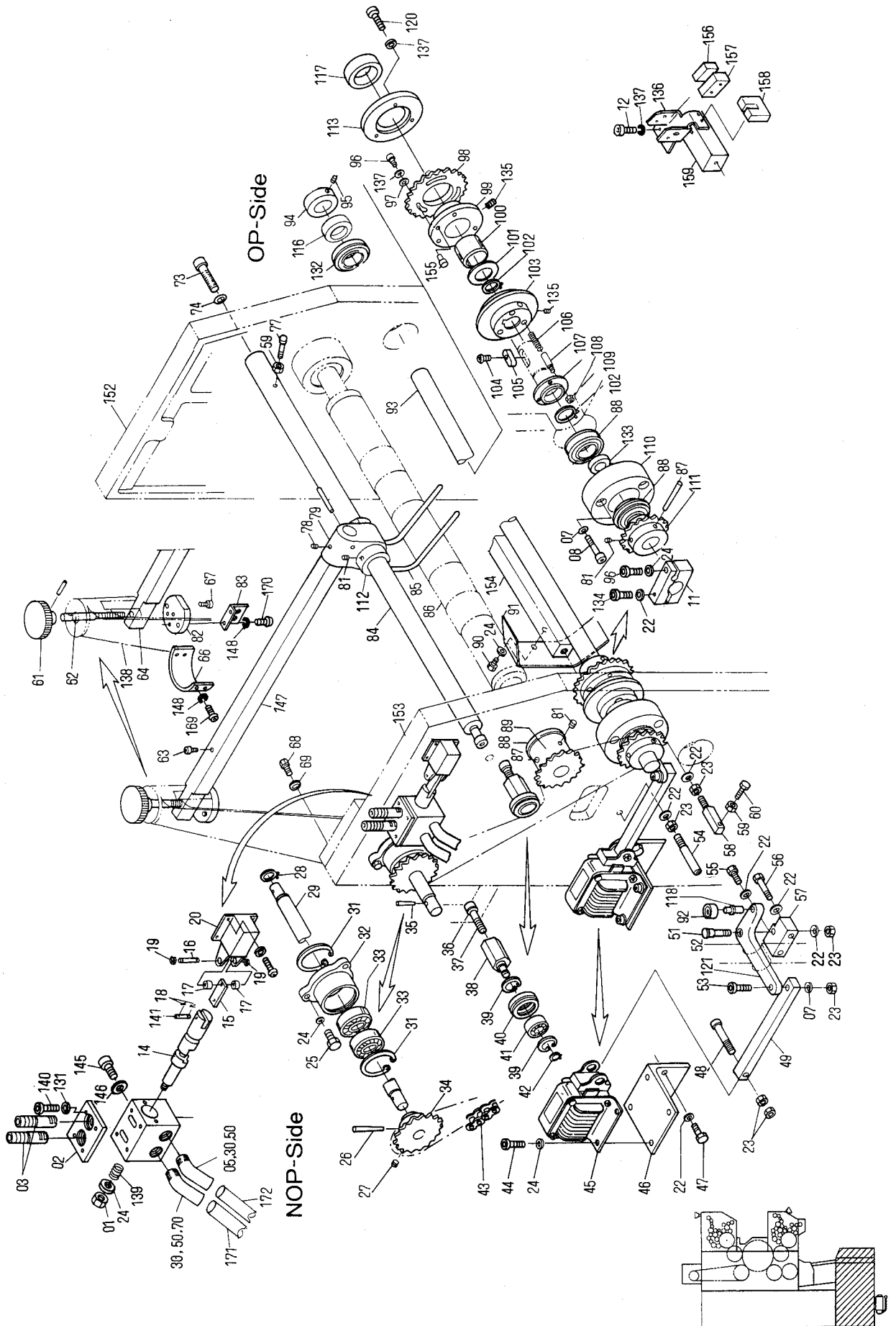




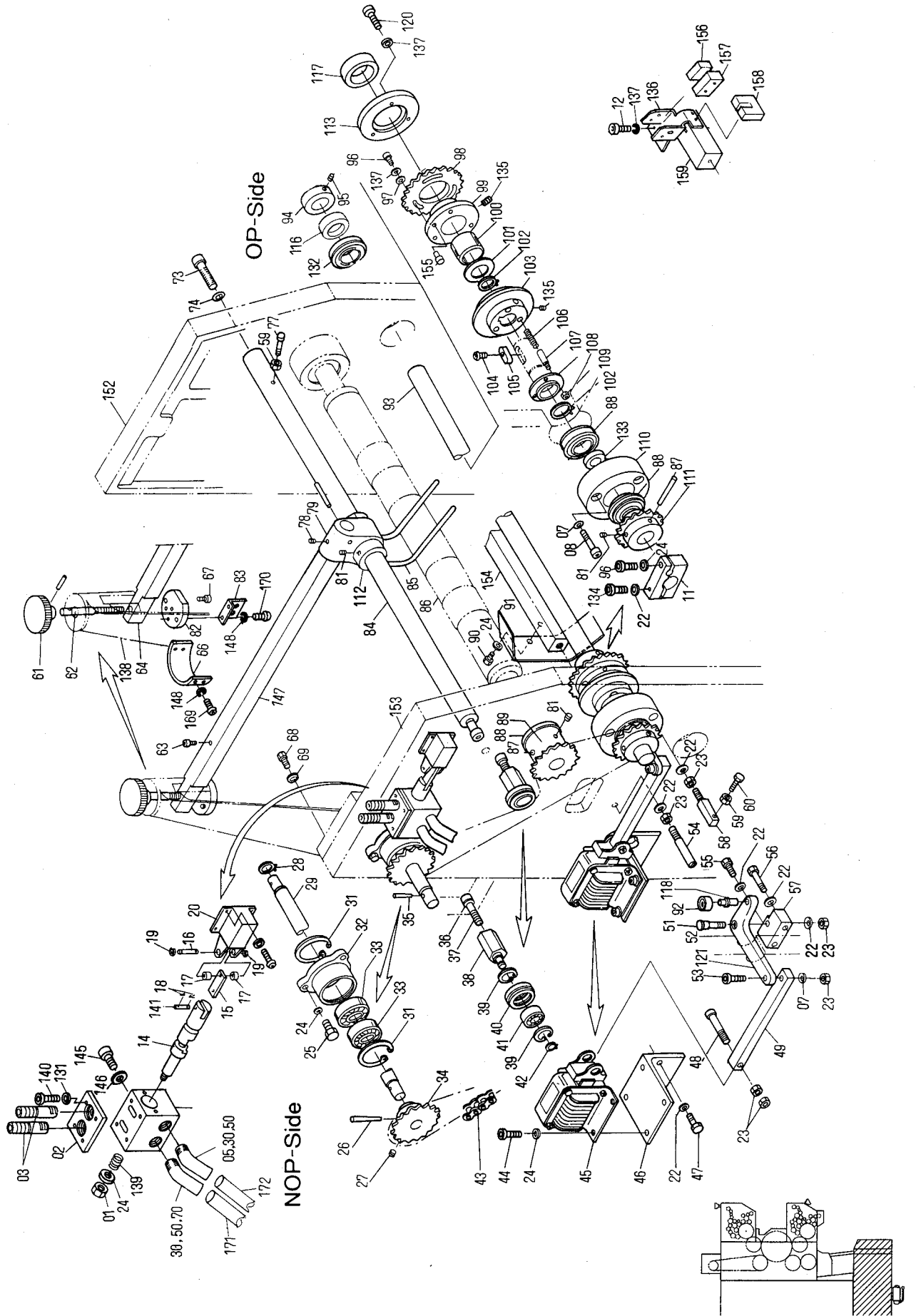
**Feed Section  
Feeder Driving Section**

**T5017**

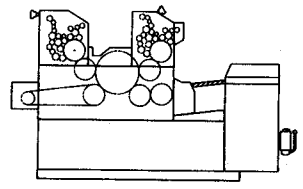
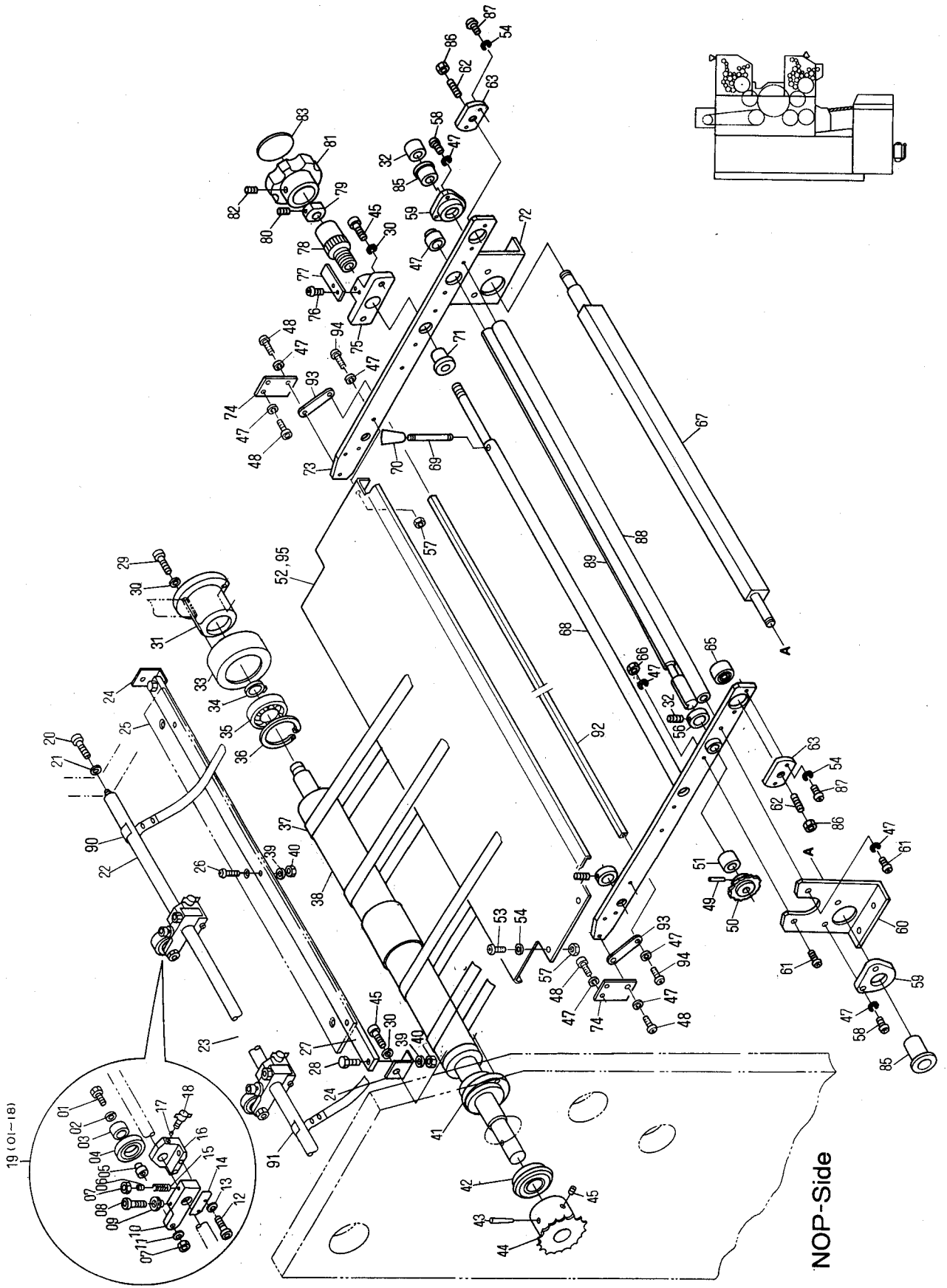
INDEX No.	Parts No.	Description (Remarks)	Unit Per Assy			
			CS2E	-SF C52E	C252E	-SF C252E
01	170-106	Nut	0	1	0	1
02	5813-17003	Joint	0	1	0	1
03	PO-120	Hose Joint	0	2	0	2
04	5813-17002	Hose Bracket	0	1	0	1
05	H13-32-3	Hose Joint	0	2	0	2
06	F2-125-01	Hose	0	2	0	2
07	180-408.1	Washer	0	4	0	4
08	117-482	Screw	0	3	0	3
09	F2-121	Stop Lever Shaft	0	1	0	1
10	145-356	Set Screw	0	1	0	1
11	F1-105	Bracket	0	1	0	1
12	117-365	Screw	0	4	0	4
13	181-406	E-Ring	0	4	0	4
14	5813-17012	Stopper Piston	0	1	0	1
15	6713-17002	Link	0	1	0	1
16	H03-37-3	Pin	0	2	0	2
17	H03-36-3	Spacer	0	2	0	2
18	183-743	Cotter Pin	0	4	0	4
19	181-404	E-Ring	0	4	0	4
20	E-101-48	Solenoid	0	1	0	1
21	145-465	Set Screw	0	1	0	1
22	180-408	Washer	0	10	0	10
23	170-108	Nut	0	1	0	1
24	180-406	Washer	0	13	0	13
25	101-370	Screw	0	3	0	3
26	182-189	Taper Pin	0	1	0	1
27	145-362	Set Screw	0	1	0	1
28	181-020	C-Ring	0	2	0	2
29	5605-02109	Drive Shaft	0	1	0	1
30	H13-34-3	Hose Joint	0	1	0	1
31	181-247	C-Ring	0	2	0	2
32	F3-3	Bracket	0	1	0	1
33	250-204.2	Bearing	0	2	0	2
34	F3-106	Chain Sprocket	0	1	0	1
35	182-188.1	Taper Pin	0	1	0	1
36	180-410.1	Washer	0	1	0	1
37	117-572	Screw	0	1	0	1
38	F3-127	Stud Pin	0	1	0	1
39	181-230	C-Ring	0	6	0	6
40	F3-129	Tension Roller	0	2	0	2
41	250-200.6	Bearing	0	3	0	3
42	181-010	C-Ring	0	1	0	1
43	F3-105-01	Chain	0	1	0	1
44	117-360	Screw	0	4	0	4
45	E-101-44	Solenoid	0	1	0	1
46	F3-120	Solenoid Bracket	0	1	0	1
47	101-470	Screw	0	2	0	2
48	117-485	Screw	0	1	0	1
49	F3-121	Solenoid Link	0	1	0	1
50	5813-17013	Hose Joint	0	1	0	1
51	F3-124	Screw	0	1	0	1
52	243-511	Bushing	0	1	0	1
53	117-480	Screw	0	1	0	1
54	F3-117	Pin	0	1	0	1
55	101-483	Screw	0	1	0	1
56	101-482	Screw	0	1	0	1
57	F3-122	Bracket	0	1	0	1
58	F3-118	Stud	0	1	0	1
59	170-106	Nut	0	2	0	2
60	101-380A	Screw	0	1	0	1
61	F2-104	Adjustment Handle	0	1	0	1
62	5813-17030	Handle Shaft	0	1	0	1
63	117-358	Screw	0	2	0	2
64	F2-103	Guide Rail	0	1	0	1
65	F2-106	Cap	0	1	0	1
66	5813-17029	Cover	0	1	0	1
67	117-515	Screw	0	4	0	4
68	101-571	Screw	0	2	0	2
70	H13-33-3	Hose Joint	0	1	0	1











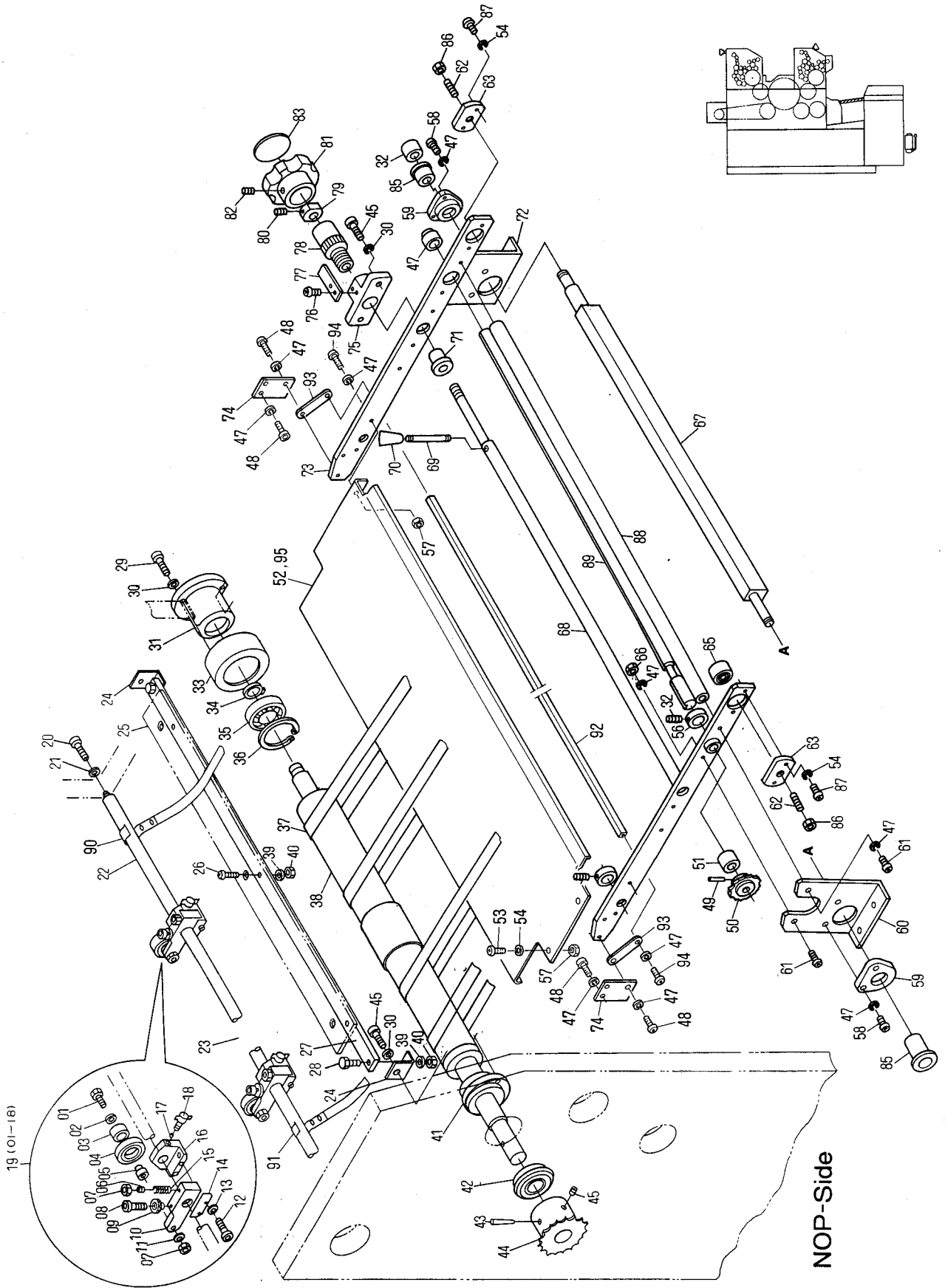
NOP-Side



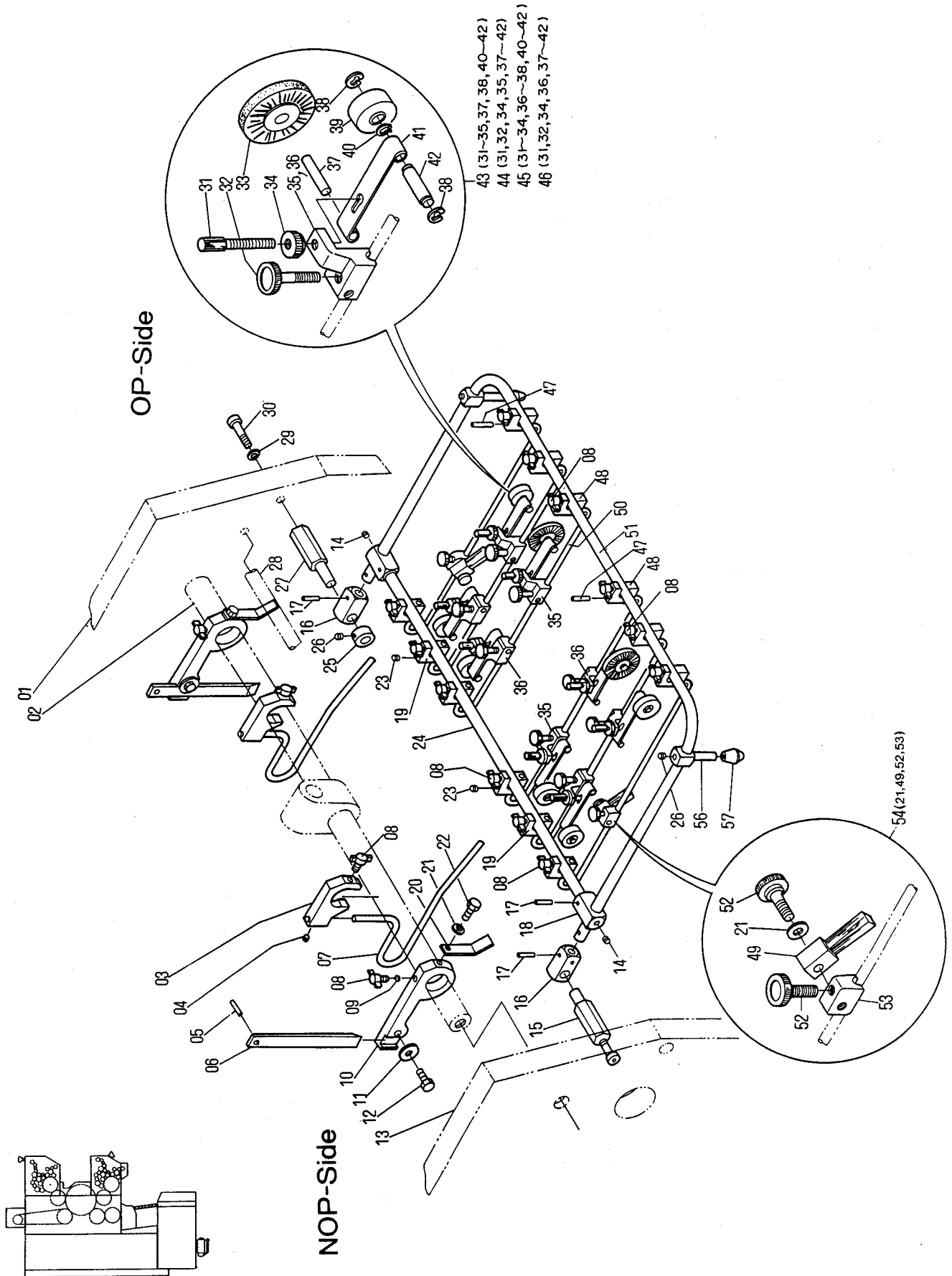
**Feed Section  
Conveyor Table**

**T5018**

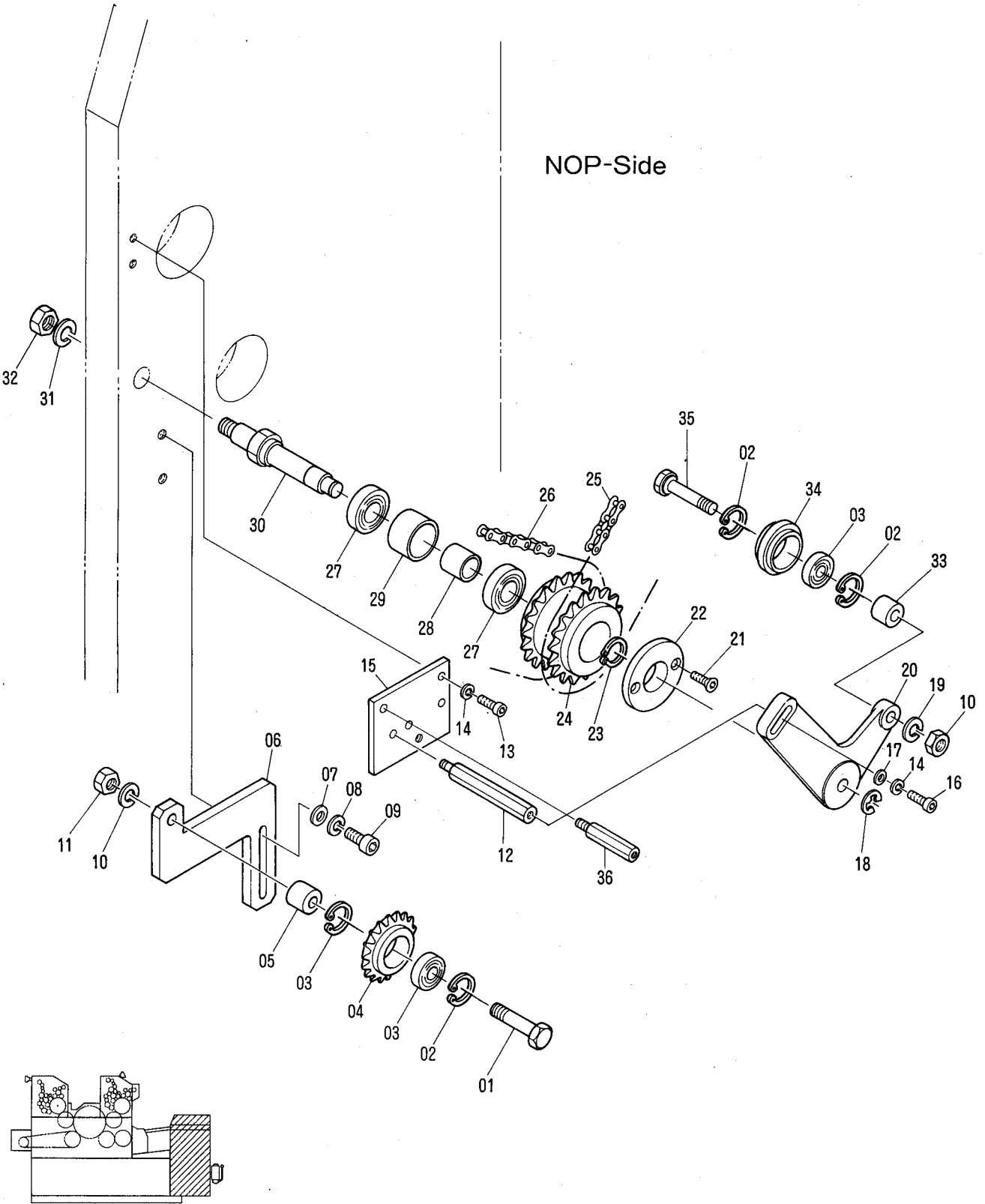
INDEX No.	Parts No.	Description (Remarks)	Units Per Assy			
			C52E	-SF C52E	C252E	-SF C252E
01	101-481	Screw	0	2	0	2
02	184-108.001	Flat Washer	0	2	0	2
03	250-001.6	Bearing ( Brg. 6001ZZ )	0	2	0	2
04	F4-146	Pullout Roller	0	2	0	2
05	F4-130	Pin	0	2	0	2
06	145-470	Set Screw	0	2	0	2
07	170-108	Nut	0	13	0	13
08	117-382A	Screw	0	2	0	2
09	F4-133A	Lock Nut	0	2	0	2
10	F4-2	Pullout Roller Bracket	0	2	0	2
11	180-408	Washer	0	13	0	13
12	117-408	Screw	0	4	0	4
13	180-404.1	Washer	0	4	0	4
14	F4-167	Pullout Roller Holder	0	2	0	2
15	SP-116	Spring	0	2	0	2
16	F4-3	Pullout Roller Bracket	0	2	0	2
17	PO-127	Spacer	0	6	0	6
18	F4-3-01	Screw Knob	0	2	0	2
19	F4-2-A	Pullout Roller Assy ( 01 ~ 18 )	0	2	0	2
20	117-481	Screw	0	6	0	6
21	180-408.1	Washer	0	4	0	4
22	F4-128	Pullout Roller Pilot Shaft	0	1	0	1
24	7213-19011	Guide Plate Bracket	0	2	0	2
25	F4-110	Guide Plate	0	1	0	1
26	122-370	Screw	0	3	0	3
27	F4-113	Guide Plate Bar	0	1	0	1
28	101-365	Screw	0	3	0	3
29	117-382	Screw	0	3	0	3
30	180-106	Lock Washer	0	7	0	7
31	6713-19002	Tape Roller Bushing	0	1	0	1
32	145-358	Set Screw	0	6	0	6
33	F4-1B	Tape Roller Metal	0	1	0	1
34	181-025	C-Ring	0	1	0	1
35	250-205.6	Bearing	0	1	0	1
36	181-252	C-Ring	0	1	0	1
37	7213-19008	Feed Tape	0	6	0	6
38	7301-10006	Tape Roller	0	1	0	1
39	180-406	Washer	0	21	0	21
40	170-106	Nut	0	19	0	19
41	F1-12	Operating Cam	0	1	0	1
42	250-205.8	Bearing ( Brg. 6205ZZNR )	0	1	0	1
43	182-213.1	Taper Pin	0	1	0	1
44	F3-104	Sprocket	0	1	0	1
45	117-365	Screw	0	4	0	4
47	180-105	Lock Washer	0	13	0	13
48	125-712	Screw	0	6	0	6
49	183-186	Roll Pin	0	1	0	1
50	H38-14-3	Sprocket	0	1	0	1
51	6502-07011	Spacing Collar	0	1	0	1
52	H30-08-8	Conveyor Table	0	0	0	1
53	125-662	Screw	0	4	0	4
54	180-104	Lock Washer	0	8	0	8
55	EH10-02	Conveyor Frame NOP-S	0	1	0	1
56	R11-78-3	Collar	0	1	0	1
57	170-104	Nut	0	4	0	4
58	125-710	Screw	0	4	0	4
59	7202-06001	Bracket	0	2	0	2
60	7201-10002	Side Frame NOP-S	0	1	0	1
61	125-718	Screw	0	2	0	2
62	I18-59-1A-3	Snubber	0	2	0	2
63	7301-10007	Bracket	0	2	0	2
65	258-012	Bearing	0	1	0	1
66	170-105	Nut	0	3	0	3
67	7301-10003	Kick Bar	0	1	0	1
68	7302-06001	Shaft	0	1	0	1
69	H30-18-3	Lock Handle	0	1	0	1
70	H12-30-3	Knob	0	1	0	1



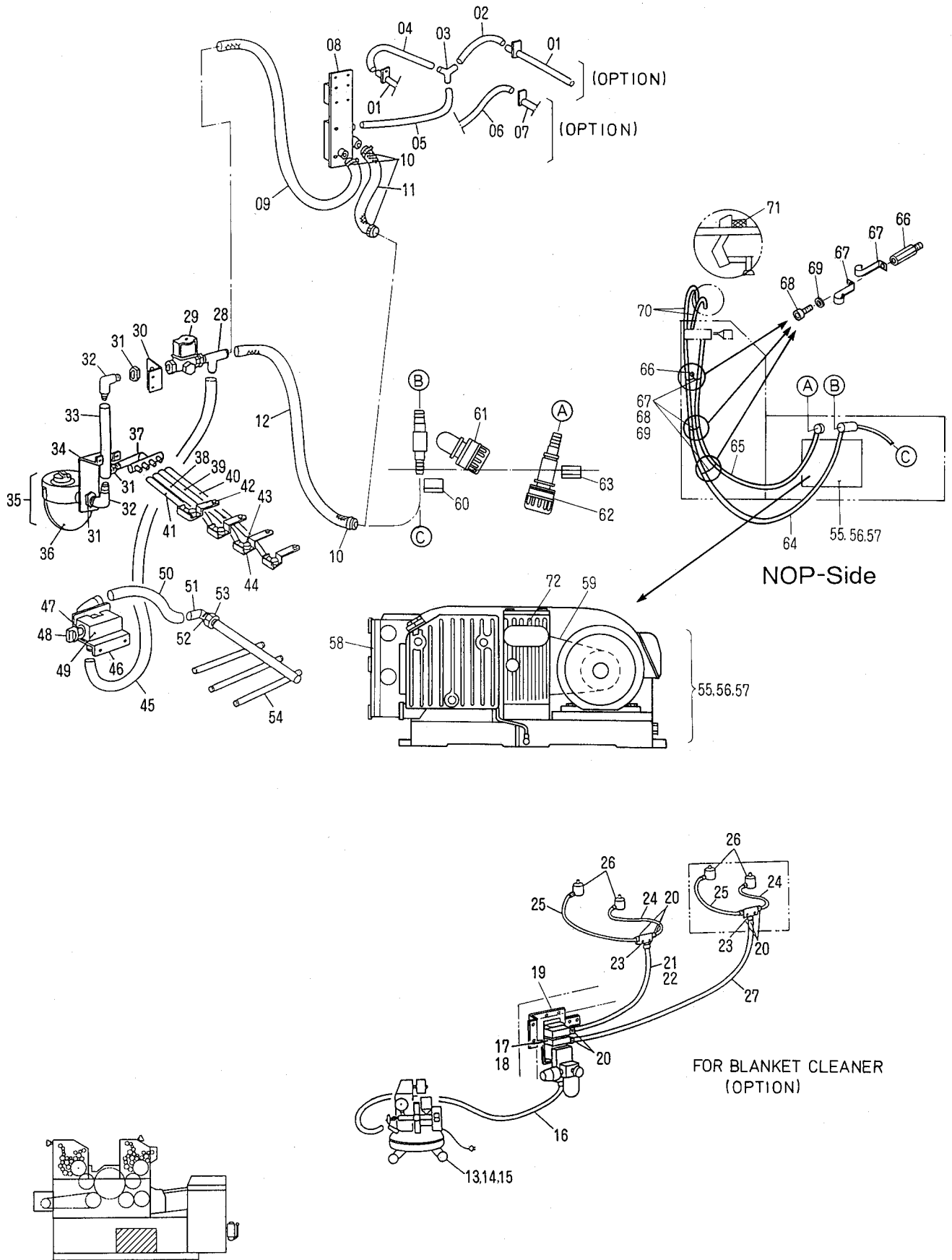










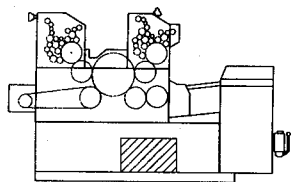
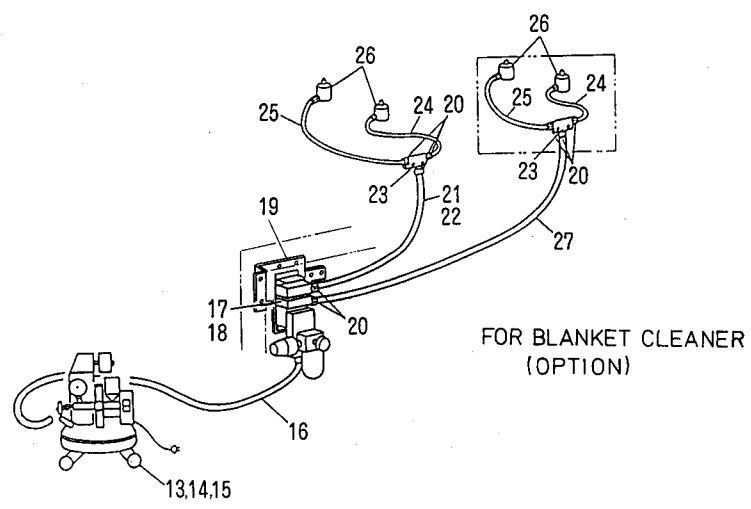
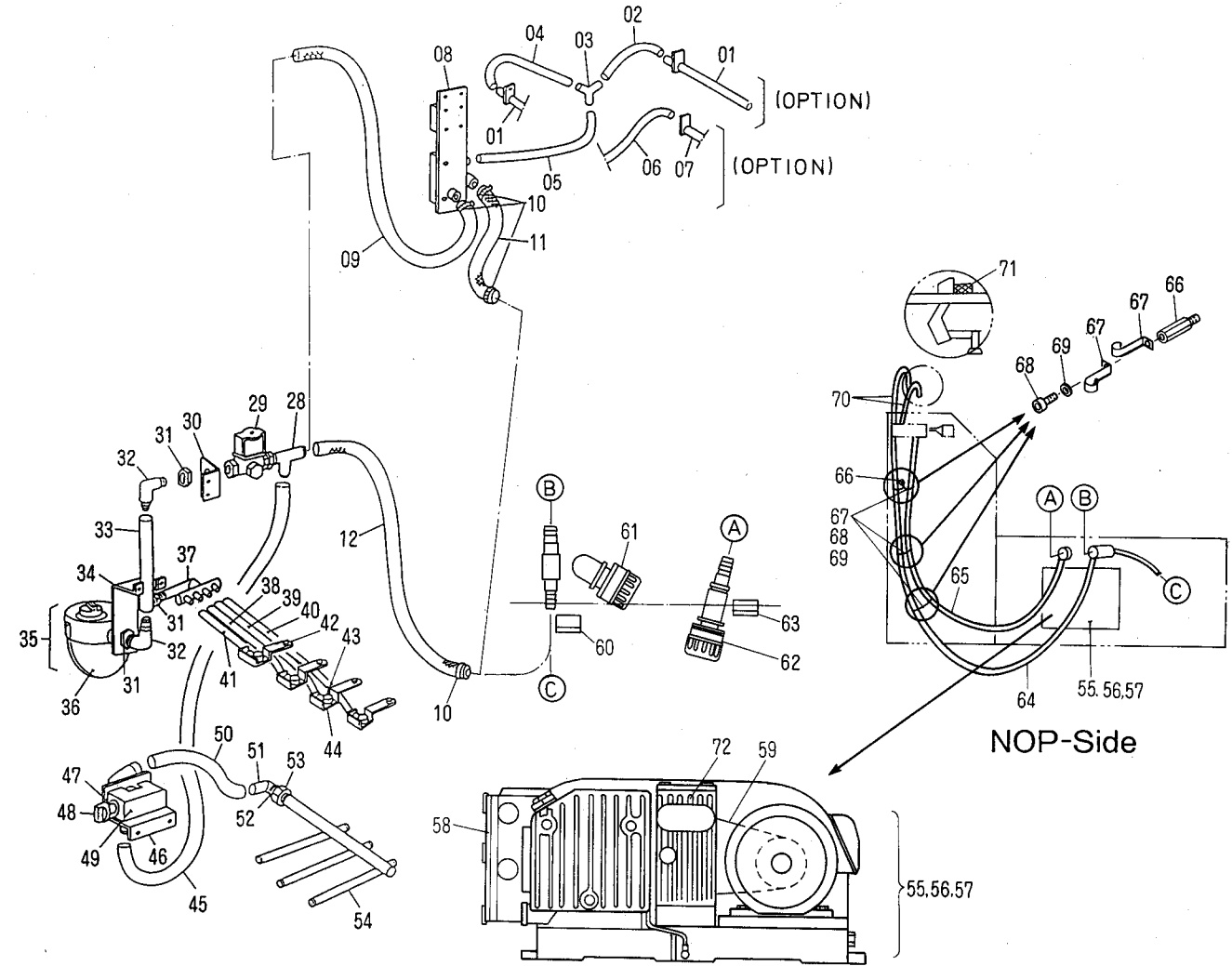




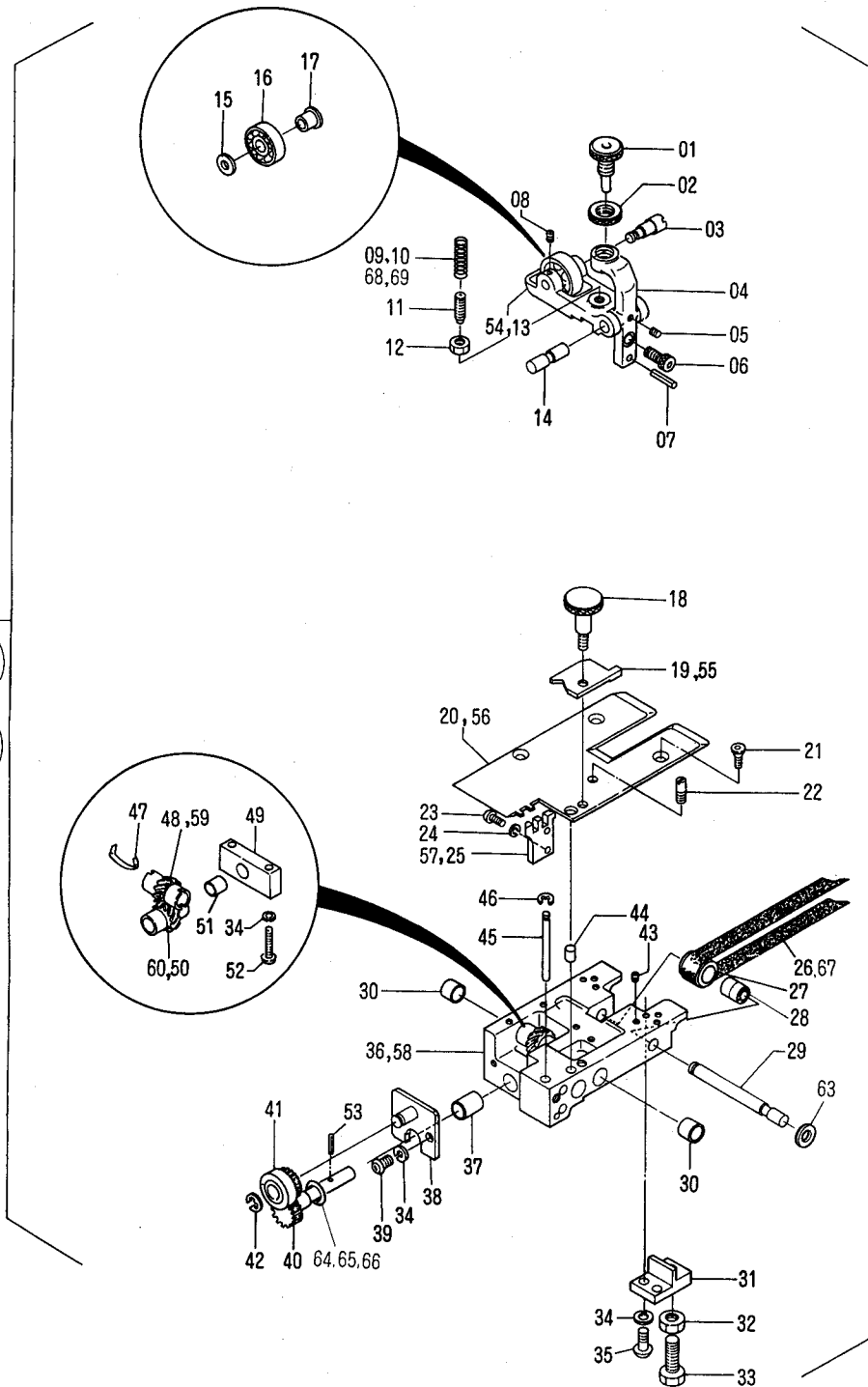
## Air Piping

T5021

INDEX No.	Parts No.	Description (Remarks)	Unit Per Assy			
			C52E	-SF C52E	C252E	-SF C252E
01	7303-09013	Blower Nozzle	0	0	2	2
02	7201-12022	Hose	0	0	0	0
03	H13-46-01-3	Hose Joint	0	0	0	0
04	7201-12023	Hose	0	0	0	0
05	7201-12021	Hose	0	0	0	0
06	7201-12024	Hose (C52, C52SF, Option)	1	1	0	0
07	7303-09019	Blower Nozzle ( " )	1	1	0	0
08	CP09-41A	Valve Assy ( " )	1	1	0	0
09	7201-12013	Hose ( " )	1	1	0	0
10	H13-54-01-3	Hose Band	11	11	8	8
11	7201-12007	Hose ( " )	1	1	0	0
12	7201-12014	Hose	1	1	1	1
13	7203-09150	Pump (200V) ( " )	1	1	0	0
14	7203-09180	Pump (380V) ( " )	1	1	0	0
15	7203-09181	Pump (415V) ( " )	1	1	0	0
16	6203-09081	Hose ( " )	1	1	0	0
17	7203-09149	Air Controller	0	0	1	1
18	7203-09184	Air Controller ( " )	1	1	0	0
19	7203-09171	Bracket ( " )	1	1	0	0
20	6203-09066	Nut ( " )	4	4	0	0
21	7203-09167	Hose ( " )	1	1	0	0
22	7203-09169	Hose	0	0	0	0
23	6203-09065	Hose Joint ( " )	1	1	0	0
24	7203-09166	Hose ( " )	1	1	0	0
25	7203-09165	Hose ( " )	1	1	0	0
26	6203-09070	Air Cylinder ( " )	2	2	0	0
27	7203-09168	Hose	0	0	0	0
28	CH06-17	Hose Joint	1	1	1	1
29	E09-42-02-3	Air Valve	1	1	1	1
30	5804-06010	Bracket	1	1	1	1
31	DS-05	Nut	3	3	3	3
32	DS-04	Hose Joint	2	2	2	2
33	7201-12026	Hose	1	1	1	1
34	7204-06002	Bracket	1	1	1	1
35	A07-16-1C-3	Spray Bottle Assy (Included 36)	1	1	1	1
36	A07-19-3	Spray Bottle (Included in 35)	1	1	1	1
37	5804-06018	Hose Joint	1	1	1	1
38	7201-12018	Hose	1	1	1	1
39	7201-12019	Hose	1	1	1	1
40	7201-12020	Hose	1	1	1	1
41	7201-12017	Hose	1	1	1	1
42	5804-06002	Arm	4	4	4	4
43	CH06-03	Elbow	4	4	4	4
44	A07-37-3	Spray Nozzle	4	4	4	4
45	7201-12012	Hose	1	1	1	1
46	5804-06019	Bracket	1	1	1	1
47	5804-06006	Valve Shaft	1	1	1	1
48	H13-14-3	Air Control Knob	1	1	1	1
49	5804-06004B	Valve Bracket	1	1	1	1
50	7201-12025	Hose	1	1	1	1
51	5804-06009	Hose Joint	1	1	1	1
52	180-412	Lock Washer	1	1	1	1
53	CH06-23	Nut	1	1	1	1
54	7304-06001A	Air Shower Pipe	1	1	1	1
55	E01-128-3	Pump (T-200V)	-	1	-	1
56	E01-91-01-3	Pump (T-380V)	-	1	-	1
57	E01-95-01-3	Pump (T-415V)	-	1	-	1
58	R30	Filter Element	-	2	-	2
59	A36R	V-Belt	-	1	-	1
60	HP-40	Pressure Gauge	-	1	-	1
61	DTP-20	Controll Valve (for Pressure)	-	1	-	1
62	DTV-15	Controll Valve (for Vacuum)	-	1	-	1
63	HV-40	Vacuum Gauge	-	1	-	1
64	7213-17004	Hose (l = 1640 mm)	-	1	-	1
65	7213-17003	Hose (l = 1440 mm)	-	1	-	1
66	7204-02039	Stud Pin	-	1	-	1
67	CK16-23	Hose Band	-	3	-	3
68	117-510	Screw	-	3	-	3
69	180-105	Lock Washer	-	3	-	3
70	7213-17005	Hose (l = 800 mm)	-	2	-	2





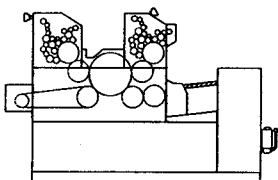


62  
 (01-09, 11, 12, 14-17, 21-24,  
 26-35, 37-46, 49, 51-54,  
 56-58, 60, 63-66)

71  
 (01-09, 11, 12, 14-17, 21-24,  
 27-35, 37-46, 49, 51-54,  
 56-58, 60, 63-67,

61  
 (01-09, 11-17, 20-46,  
 49-53, 63-66  
 68, 69)

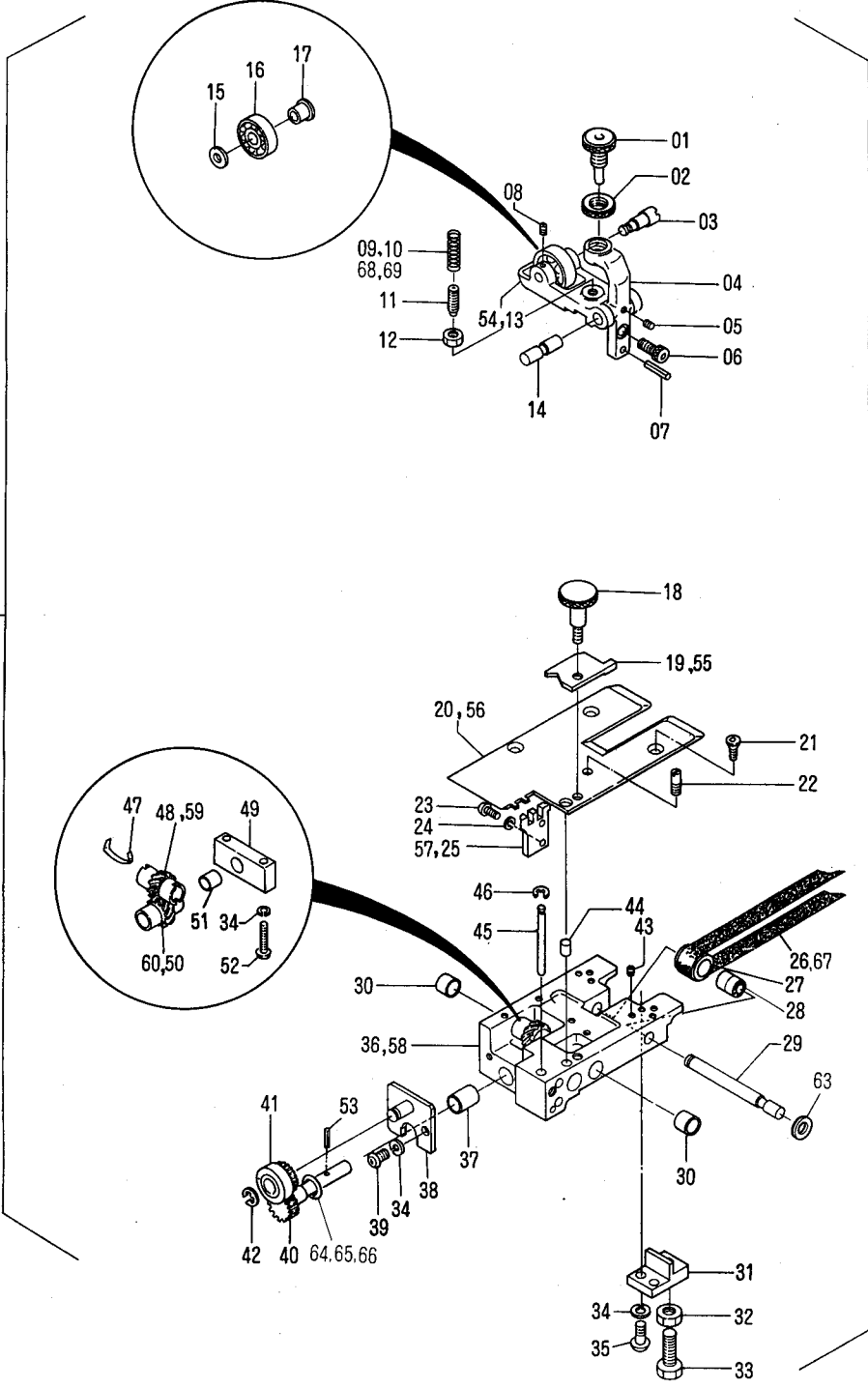
70  
 (01-09, 11-17, 20-25,  
 27-46, 49-53, 63-69)



**Feed Section  
Side Register**

**T5022**

INDEX No.	Parts No.	Description (Remarks)	Unit Per Assy			
			C52E	-SF C52E	C252E	-SF C252E
01	H37-18-1A-3	Thumb Screw	2	2	2	2
02	H37-19-3	Adjustment Lock Knob	2	2	2	2
03	5802-06140	Upper Roller Shaft	2	2	2	2
04	5802-06007	Support Bracket	2	2	2	2
05	145-404	Set Screw	2	2	2	2
06	117-365	Screw	2	2	2	2
07	183-185	Roll Pin	2	2	2	2
08	145-305	Set Screw	2	2	2	2
09	SP-28	Upper Roller Spring	2	2	2	2
10	H37-52-3	Upper Roller Spring (for Thinner Stock)	1	1	1	1
11	140-370	Adjust Screw	2	2	2	2
12	170-106	Nut	2	2	2	2
13	5802-06005	Upper Roller Bracket (OP-S)	1	1	1	1
14	H37-22-3	Upper Roller Bracket Shaft	2	2	2	2
15	H37-26-3	Spacer	2	2	2	2
16	250-200	Upper Roller	2	2	2	2
17	H37-25-3	Upper Roller Bushing	2	2	2	2
18	H37-16-3	Thumb Screw	2	2	2	2
19	7202-06009	Lift Plate (OP-S)	1	1	1	1
20	H37-07-3	Paper Guide (OP-S)	1	1	1	1
21	122-110	Screw	6	6	6	6
22	I01-19-3	Pin	2	2	2	2
23	125-662	Screw	4	4	4	4
24	180-104	Lock Washer	4	4	4	4
25	H37-05-3	Paper Guide Plate (OP-S)	1	1	1	1
26	H37-54-3	Conveyor Tapes	2	0	2	0
27	6502-06005	Taper Roller	2	2	2	2
28	250-098.6	Bearing (BRG. 698ZZ)	2	2	2	2
29	6502-06008	Register Roller Shaft	2	2	2	2
30	243-612	Bushing Included in 36, 58	4	4	4	4
31	H37-13-3	Bracket	4	4	4	4
32	170-108	Nut	4	4	4	4
33	H37-53-3	Screw	4	4	4	4
34	180-105	Lock Washer	16	16	16	16
35	125-715	Screw	8	8	8	8
36	H37-01-0A-3	Housing (OP-S)	1	1	1	1
37	243-614	Drive Gear Bushing Included in 36, 58	2	2	2	2
38	H37-39-1C-3	Lower Roller Bracket	2	2	2	2
39	125-712	Screw	4	4	4	4
40	H37-34-3	Gear	2	2	2	2
41	H37-41-1A-3	Lower Roller with Gear	2	2	2	2
42	181-406	E-Ring	2	2	2	2
43	145-506	Set Screw	2	2	2	2
44	H37-47-3	Pin	2	2	2	2
45	6502-07014	Kick Pin	2	2	2	2
46	181-404	E-Ring	2	2	2	2
47	H37-33-02-3	Gear Holder	2	2	2	2
48	H37-30-02-3	Gear (NOP-S)	1	1	1	1
49	H37-37-3	Drive Gear Bracket	2	2	2	2
50	H37-35-3	Gear (OP-S)	1	1	1	1
51	243-609	Bushing Included in 49	2	2	2	2
52	125-730	Screw	4	4	4	4
53	183-168	Roll Pin (NOP-S)	2	2	2	2
54	5802-06006	Upper Roller Bracket (NOP-S)	1	1	1	1
55	7202-06010	Lift Plate (NOP-S)	1	1	1	1
56	H37-08-3	Paper Guide (NOP-S)	1	1	1	1
57	H37-06-3	Paper Guide Plate (NOP-S)	1	1	1	1
58	H37-02-3	Housing (NOP-S)	1	1	1	1
59	H37-31-02-3	Gear (OP-S)	1	1	1	1
60	H37-36-3	Gear (NOP-S)	1	1	1	1
61	H37-01-4D-3	Side Register Assy (01-09,11-17,20-46,49-53,63,64) (OP-S)	1	0	1	0
62	H37-02-4D-3	Side Register Assy (01-09,11,12,14-17,21-24,26-35, 37-46,49,51-54,56-58,60,63,64) (NOP-S)	1	0	1	0
63	6502-06009	Spacer	2	2	2	2
64	5202-01008	Shim (t = 0.1mm)	-	-	-	-
65	7202-06011	Shim (t = 0.03mm)	-	-	-	-
66	7202-06012	Shim (t = 0.05mm)	-	-	-	-
67	7213-19009	Conveyor Tapes	0	2	0	2
68	H04-62-3	Upper Roller Spring (for Thinner Stock)	2	2	2	2
69	5802-06051	Upper Roller Spring (for Thinner Stock)	2	2	2	2

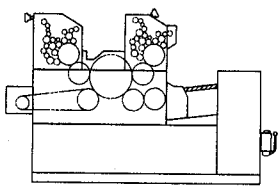


62  
 (01-09, 11, 12, 14-17, 21-24,  
 26-35, 37-46, 49, 51-54,  
 56-58, 60, 63-66)

71  
 (01-09, 11, 12, 14-17, 21-24,  
 27-35, 37-46, 49, 51-54,  
 56-58, 60, 63-67)

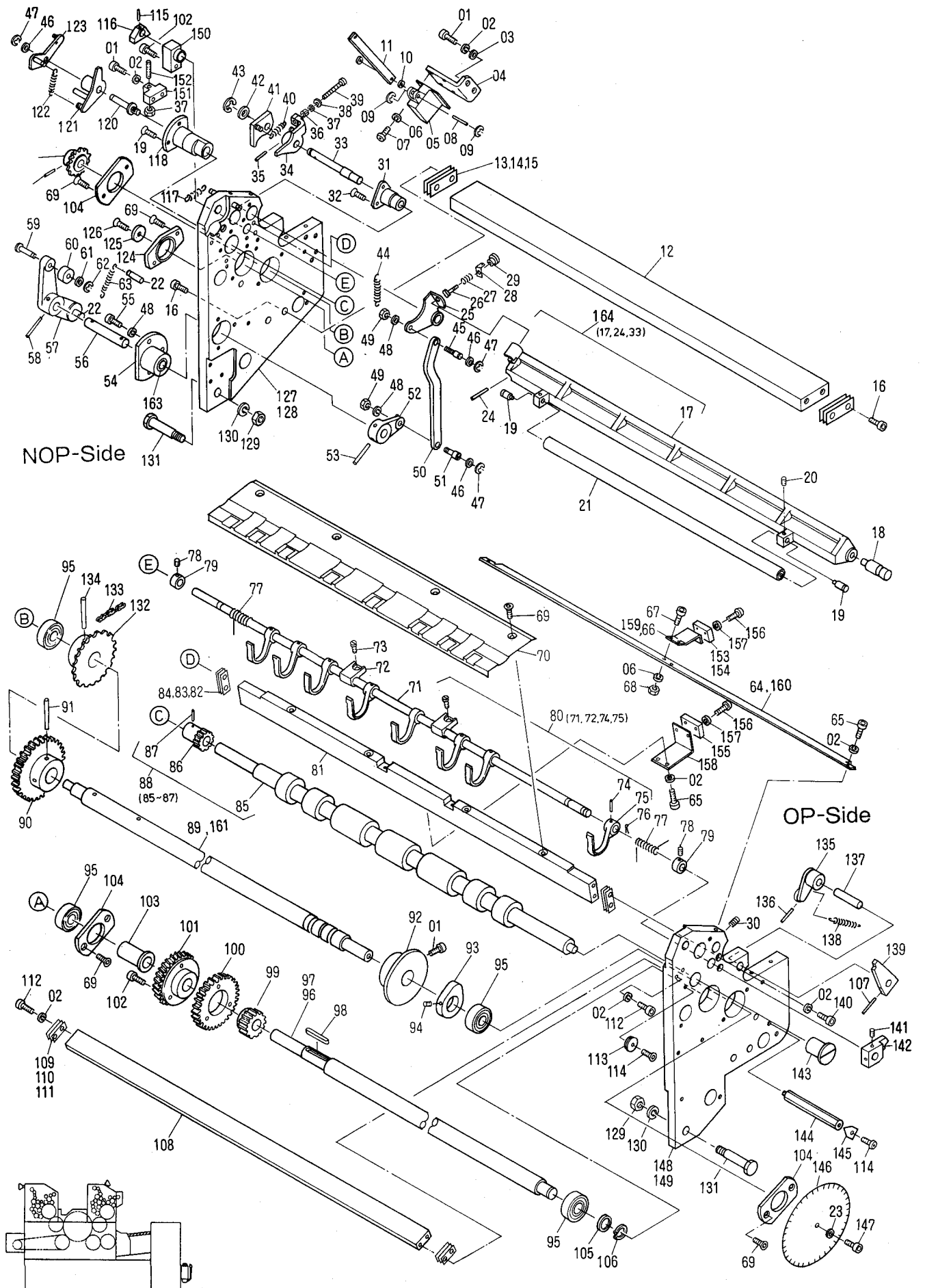
61  
 (01-09, 11-17, 20-46,  
 49-53, 63-66,  
 68, 69)

70  
 (01-09, 11-17, 20-25,  
 27-46, 49-53, 63-69)





T5023



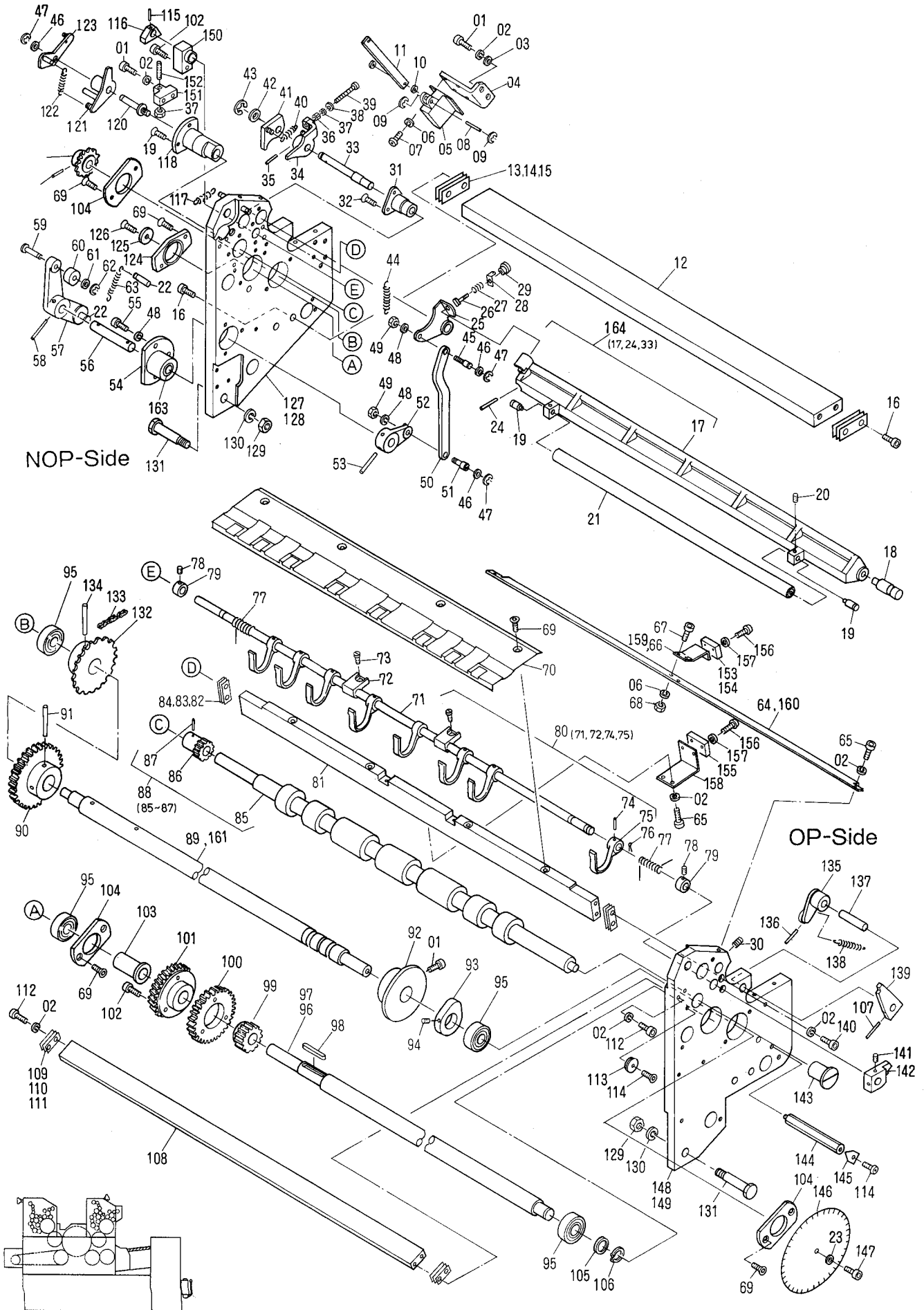


## Paper Feed-In Unit

T5023

INDEX No.	Parts No.	Description (Remarks)	Unit Per Assy			
			C52E	-SF C52E	C252E	-SF C252E
01	117-515	Screw	10	10	8	8
02	180-105	Lock Washer	18	18	16	16
03	184-105	Flat Washer	2	2	2	2
04	7202-05048	Bracket	1	1	1	1
05	E09-29-3	Solenoid	1	1	1	1
06	180-104	Lock Washer	4	4	4	4
07	117-406	Screw	4	4	4	4
08	EM04-59	Pin	1	1	1	1
09	181-403	E-Ring	3	3	3	3
10	EM04-43	Spacer	2	2	2	2
11	7202-05018	Link	1	1	1	1
12	7302-05007	Spreader	1	1	1	1
13	7202-05064	Shim (t = 0.02mm)	-	-	-	-
14	7202-05065	Shim (t = 0.03mm)	-	-	-	-
15	7202-05066	Shim (t = 0.05mm)	-	-	-	-
16	117-480	Screw	4	4	4	4
17	7302-05006	Upper Feed Roller Frame	1	1	1	1
18	7302-05016	Pin (OP-S)	1	1	1	1
19	5802-05051	Pin	2	2	2	2
20	145-406	Set Screw	2	2	2	2
21	5802-05007A	Upper Feed Roller (Included Bearing)	1	1	1	1
22	CK08-27	Pin	2	2	2	2
23	184-106.3	Flat Washer	1	1	1	1
24	182-148	Taper Pin	1	1	1	1
25	7302-05011A	Lever	1	1	1	1
26	7302-05012	Adjustment Screw	1	1	1	1
27	7302-05013	Spring	1	1	1	1
28	M04-20-3	Click Stop	1	1	1	1
29	5802-05101	Adjustment Knob	1	1	1	1
30	145-358	Set Screw	1	1	1	1
31	7202-05027	Bushing (NOP-S)	1	1	1	1
32	122-112	Screw	3	3	3	3
33	7202-05026	Upper Feed Roller Frame Pivot Pin (NOP-S)	1	1	1	1
34	7202-05028A	Lever	1	1	1	1
35	EM04-66	Roll Pin	1	1	1	1
36	5802-05059	Nut	1	1	1	1
37	170-105	Nut	2	2	2	2
38	7202-05052	Adjustment Scale	1	1	1	1
39	125-731	Screw	1	1	1	1
40	M04-21-3	Spring	1	1	1	1
41	7202-05031A	Head Stop Operating Lever	1	1	1	1
42	184-110	Flat Washer	1	1	1	1
43	181-408	E-Ring	1	1	1	1
44	U12-65-3	Spring	1	1	1	1
45	5802-05054	Pin	1	1	1	1
46	184-108	Flat Washer	3	3	3	3
47	181-406	E-Ring	3	3	3	3
48	180-106	Lock Washer	2	2	2	2
49	170-106	Nut	2	2	2	2
50	7202-07017	Link	1	1	1	1
51	7202-07023	Pin	1	1	1	1
52	7202-07022	Lever	1	1	1	1
53	182-169	Taper Pin	1	1	1	1
54	7202-07021A	Bracket	1	1	1	1
55	117-368	Screw	3	3	3	3
56	7202-07018	Shaft	1	1	1	1
57	7202-07016	Lever Assy	1	1	1	1
58	182-169	Taper Pin	1	1	1	1
59	7202-07020	Pin	1	1	1	1
60	258-611.2	Bearing	1	1	1	1
61	184-106	Flat Washer	2	2	2	2
62	181-404	E-Ring	1	1	1	1
63	7202-06008	Spring	2	2	2	2
64	7302-05005	Sensor Bracket	0	0	1	1
65	117-510	Screw	2	4	2	2
66	7202-05037	Bracket	0	0	1	1
67	117-412	Screw	2	2	2	2
68	170-104	Nut	2	2	2	2
69	122-110	Screw	8	8	8	8
70	7302-05002	Paper Feed Plate	1	1	1	1

T5023

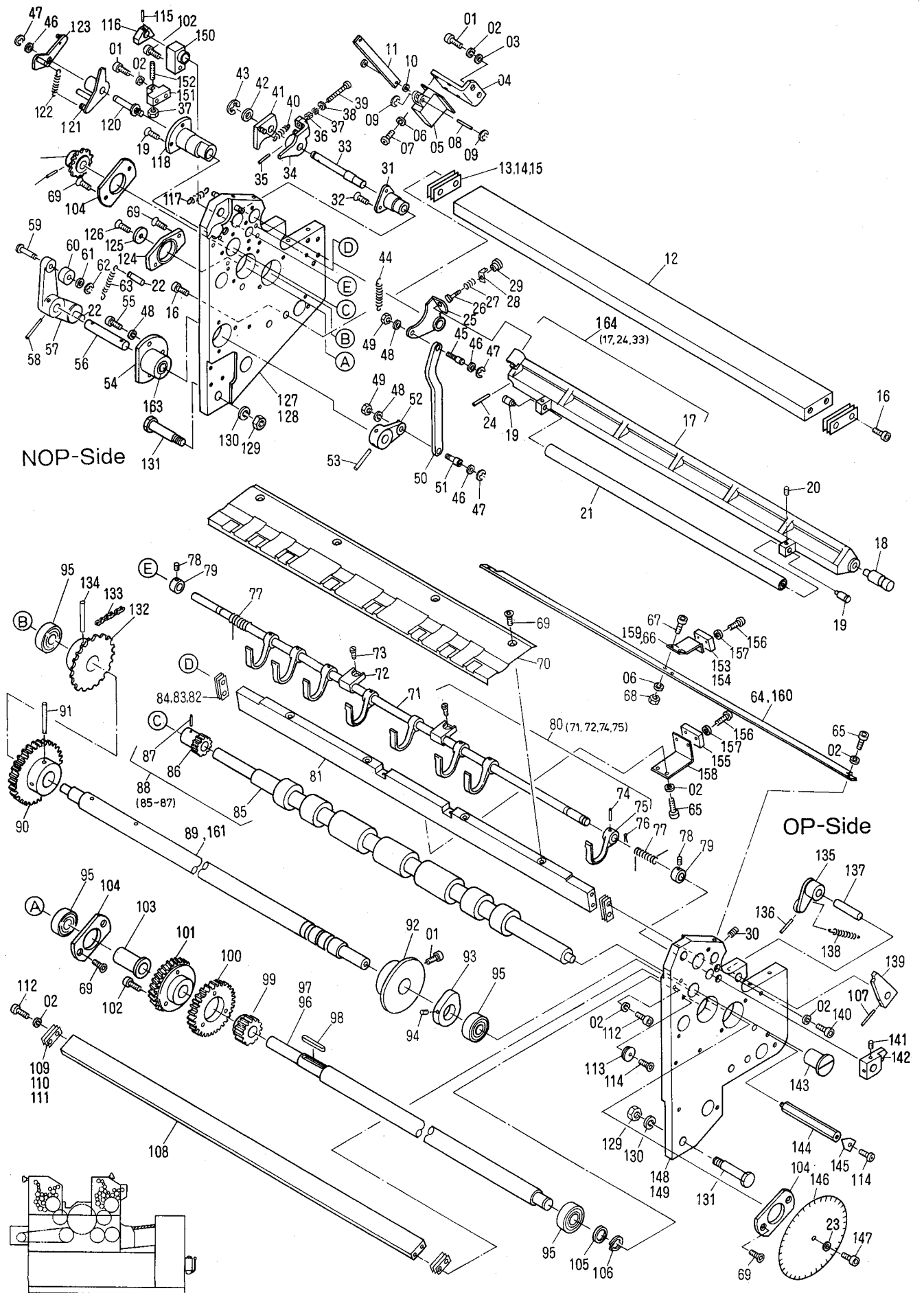


## Paper Feed-in Unit

T5023

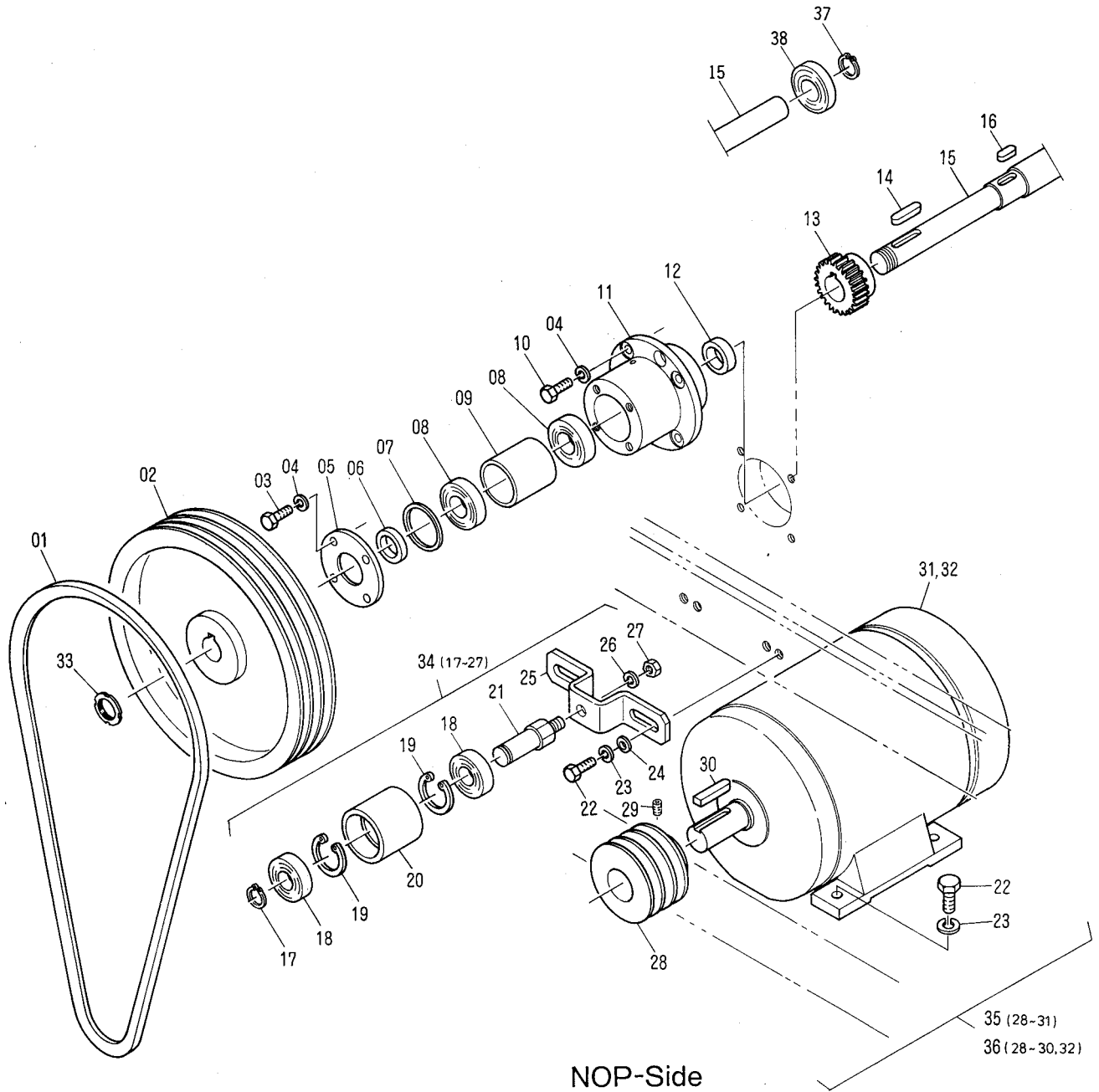
INDEX No.	Parts No.	Description (Remarks)	Unit Per Assy			
			C52E	-SF C52E	C252E	-SF C252E
71	7302-05003	Shaft	1	1	1	1
72	7202-05009	Head Stop Bracket	2	2	2	2
73	111-360	Screw	2	2	2	2
74	183-184	Roll Pin	8	8	8	8
75	7202-05008	Head Stop	8	8	8	8
76	183-745	Cotter Pin	2	2	2	2
77	7202-05049	Spring	2	2	2	2
78	145-505	Set Screw	2	2	2	2
79	7203-02065	Coller	2	2	2	2
80	7302-05003A	Head Stop Assy (71, 72, 74, 75)	1	1	1	1
81	7302-05004	Spreader	1	1	1	1
82	7202-05061	Shim (t = 0.02mm)	-	-	-	-
83	7202-05062	Shim (t = 0.03mm)	-	-	-	-
84	7202-05063	Shim (t = 0.05mm)	-	-	-	-
85	7302-05001	Lower Feed Roller	1	1	1	1
86	7202-05019	Gear	1	1	1	1
87	183-185	Roll Pin	1	1	1	1
88	7302-05001A	Lower Feed Roller Assy (85 ~ 87)	1	1	1	1
89	7302-07003	Shaft	0	0	1	1
90	7202-07005	Gear	1	1	1	1
91	182-192	Taper Pin	1	1	1	1
92	7202-07014	Cam	1	1	1	1
93	7202-05040	Cam	1	1	1	1
94	145-515	Screw	2	2	2	2
95	250-602	Bearing	4	4	4	4
96	7302-07002	Shaft	0	0	1	1
97	7302-07005	Shaft	1	1	0	0
98	188-036	Key	1	1	1	1
99	7202-07009	Gear	1	1	1	1
100	7202-07008	Gear	1	1	1	1
101	7202-07004	Gear	1	1	1	1
102	117-520	Screw	3	3	3	3
103	7302-07004	Spacer	1	1	1	1
104	7202-07012	Bearing Retainer	3	3	3	3
105	5101-02044	Spacer	1	1	1	1
106	181-015	C-Ring	1	1	1	1
107	183-187	Roll Pin	1	1	1	1
108	7302-05008	Spreader	1	1	1	1
109	7202-05067	Shim (t = 0.02mm)	-	-	-	-
110	7202-05068	Shim (t = 0.03mm)	-	-	-	-
111	7202-05069	Shim (t = 0.05mm)	-	-	-	-
112	117-525	Screw	4	4	4	4
113	5203-11007	Retaining Washer	1	1	1	1
114	125-708	Screw	2	2	2	2
115	183-183	Roll Pin	1	1	1	1
116	7202-05010	Head Stop Operating Cam	1	1	1	1
117	7202-05051	Spring	1	1	1	1
118	7302-05009	Bushing	1	1	1	1
119	122-115	Screw	2	2	2	2
120	7202-05013	Stud Pin	1	1	1	1
121	7202-05046A	Hook Lower	1	1	1	1
122	I28-31-01-3	Spring	1	1	1	1
123	7202-05016A	Lever	1	1	1	1
124	7202-07011	Bearing Retainer	1	1	1	1
125	7202-07013	Washer	1	1	1	1
126	122-112	Screw	1	1	1	1
127	7202-05002	Frame (NOP-S)	0	0	1	1
128	7202-05004	Frame (NOP-S)	1	1	0	0
129	170-110	Nut	4	4	4	4
130	180-110	Lock Washer	4	4	4	4
131	7202-05035	Connection Screw	4	4	4	4
132	7201-07001	Chain Wheel	1	1	1	1
133	7202-07002	Chain	1	1	1	1
134	182-193	Taper Pin	2	2	2	2
135	7202-05039A	Lever	1	1	1	1
136	183-186	Roll Pin	2	2	2	2
137	7202-05044	Shaft	1	1	1	1
138	R11-60-01-3	Spring	1	1	1	1
139	7202-05042	Hook Lever	1	1	1	1
140	117-530	Screw	4	4	4	4

T5023

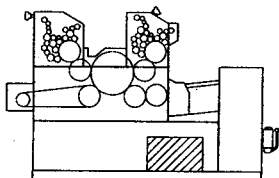




T5024

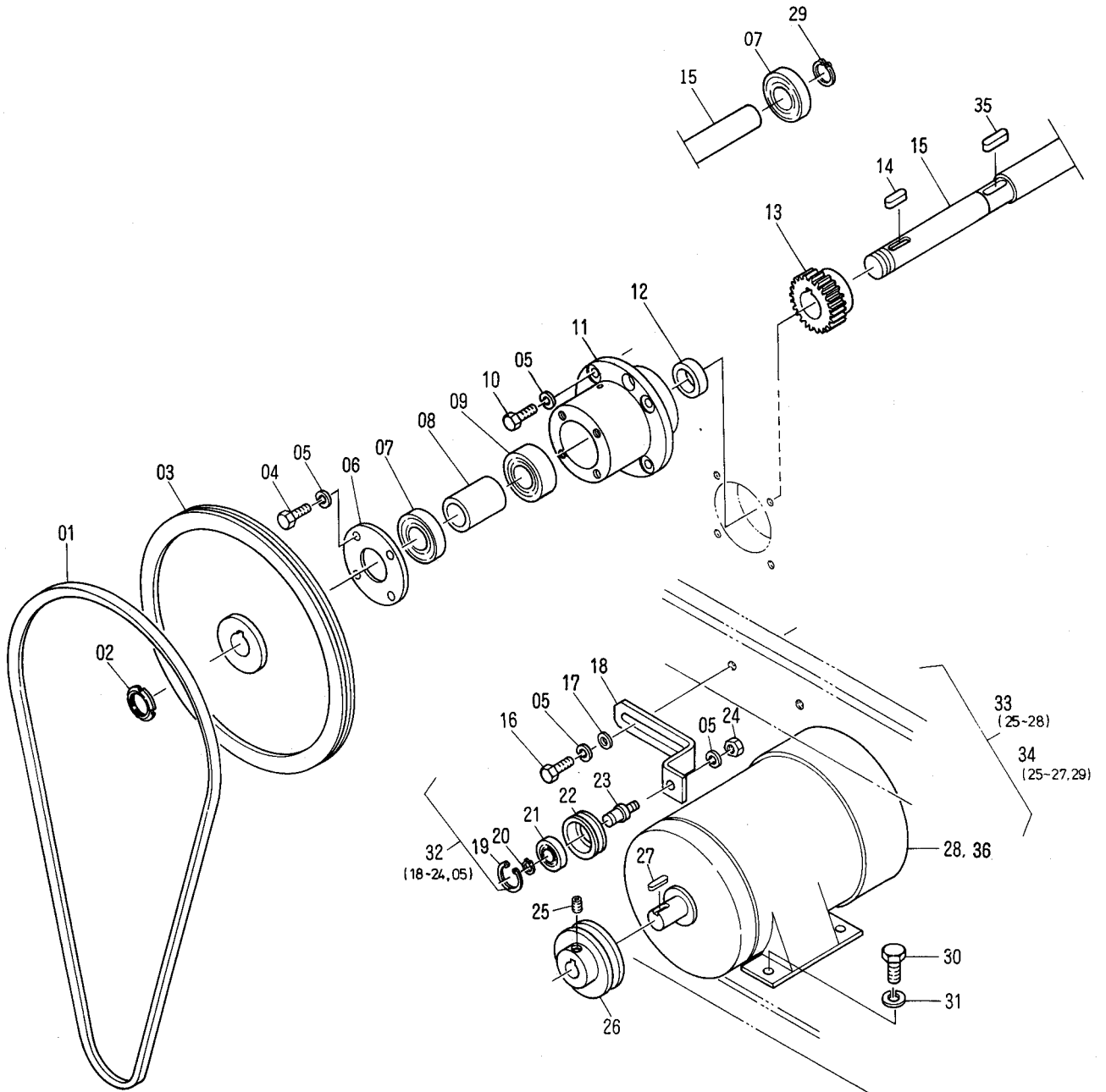


(C 252)



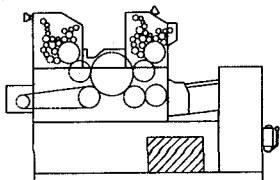


T5025



NOP-Side

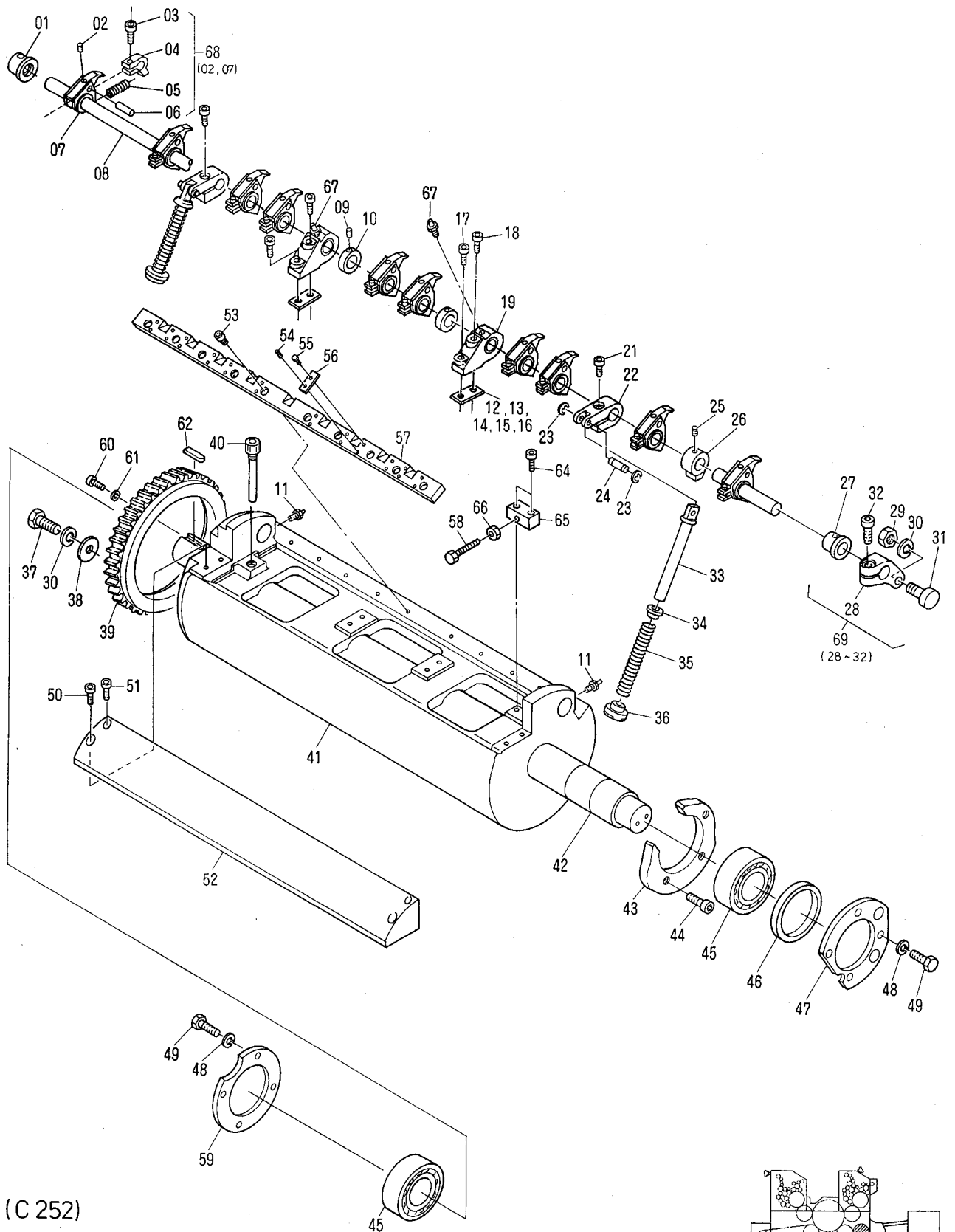
(C52)







T5026



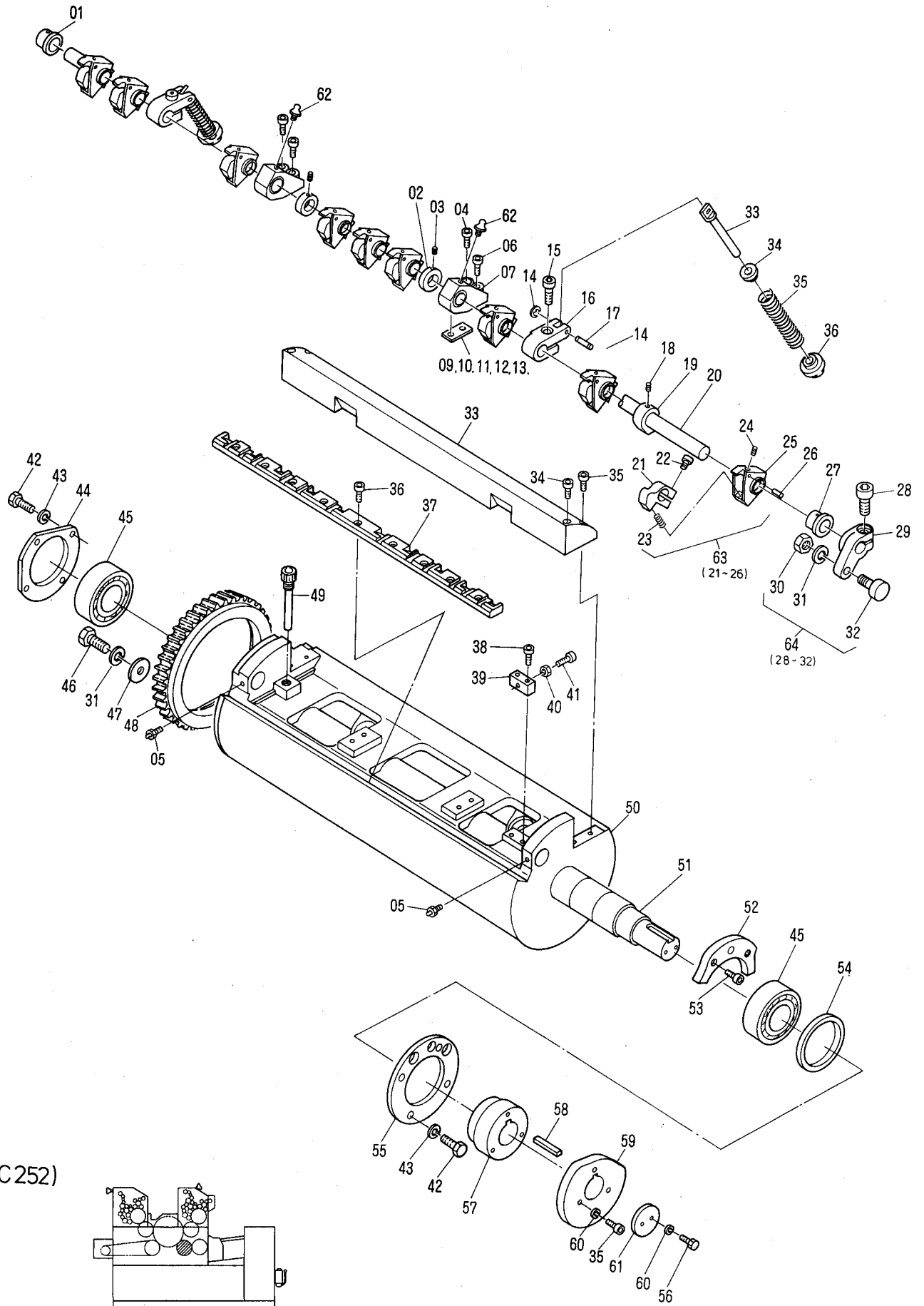
(C 252)

No. 1 Transfer Cylinder (C252)

T5026

INDEX No.	Parts No.	Description (Remarks)	Unit Per Assy			
			C52E	-SF C52E	C252E	-SF C252E
01	7202-20004	Gripper Shaft Bushing	0	0	1	1
02	140-262	Set Screw	0	0	10	10
03	117-372	Screw	0	0	10	10
04	5802-20017	Gripper Finger Bracket	0	0	10	10
05	5802-20018	Spring	0	0	10	10
06	5802-20017	Pin	0	0	10	10
07	7202-20031	Gripper Finger	0	0	10	10
08	7302-20003	Gripper Shaft	0	0	1	1
09	145-506	Set Screw	0	0	2	2
10	7202-20014	Collar	0	0	2	2
11	7202-20066	Grease Nipple	0	0	2	2
12	7202-20023	Shim (t = 0.02mm)	0	0	-	-
13	7202-20024	Shim (t = 0.03mm)	0	0	-	-
14	7202-20065	Shim (t = 0.05mm)	0	0	-	-
15	7202-20026	Shim (t = 0.1mm)	0	0	-	-
16	5802-20027B	Shim (t = 0.04mm)	0	0	-	-
17	117-380	Screw	0	0	2	2
18	117-382	Screw	0	0	2	2
19	7202-20067	Bracket	0	0	2	2
21	117-475	Screw	0	0	2	2
22	7202-20010	Bracket	0	0	2	2
23	181-404	E-Ring	0	0	4	4
24	7202-20015	Pin	0	0	2	2
25	145-356	Set Screw	0	0	1	1
26	5802-20021	Lever	0	0	1	1
27	7202-20005	Gripper Shaft Bushing	0	0	1	1
28	7202-12020	Operating Arm	0	0	1	1
29	170-110	Nut	0	0	1	1
30	180-110	Lock Washer	0	0	4	4
31	258-652.3	Cam Follower (KR22XLL)	0	0	1	1
32	117-565	Screw	0	0	1	1
33	7202-20013	Shaft	0	0	2	2
34	7202-20012	Spacer	0	0	2	2
35	7202-20007	Spring	0	0	2	2
36	7202-20011	Spacer	0	0	2	2
37	101-565T	Screw	0	0	3	3
38	7202-02007	Washer	0	0	1	1
39	7202-12005	Gear	0	0	1	1
40	7202-12012	Screw	0	0	1	1
41	7302-12001	Transfer Cylinder	0	0	1	1
42	7302-12003	Transfer Cylinder Shaft	0	0	1	1
43	7202-12022	Cam	0	0	1	1
44	117-482	Screw	0	0	3	3
45	7202-12014	Bearing (BRG. 5207ZZ)	0	0	2	2
46	7202-12010	Spacer	0	0	1	1
47	7202-12028	Flange	0	0	1	1
48	180-108	Lock Washer	0	0	8	8
49	101-470	Screw	0	0	8	8
50	117-370	Screw	0	0	2	2
51	117-381	Screw	0	0	2	2
52	7302-12007	Weight	0	0	1	1
53	117-512	Screw	0	0	10	10
54	183-179	Roll Pin	0	0	12	12
55	125-685	Screw	0	0	12	12
56	7202-12009	Stopper	0	0	12	12
57	7302-12005	Anvil	0	0	1	1
58	7202-20065	Screw	0	0	1	1
59	7202-12030	Flange	0	0	1	1
62	188-074	Key	0	0	1	1
64	117-525	Screw	0	0	2	2
65	7202-20019	Bracket	0	0	1	1
66	170-106	Nut	0	0	1	1
67	323-101	Grease Nipple	0	0	2	2
68	7202-20031A	Gripper Finger Assy (2 ~ 7)	0	0	10	10
69	7202-12020A	Operating Arm Assy (28 ~ 32)	0	0	1	1

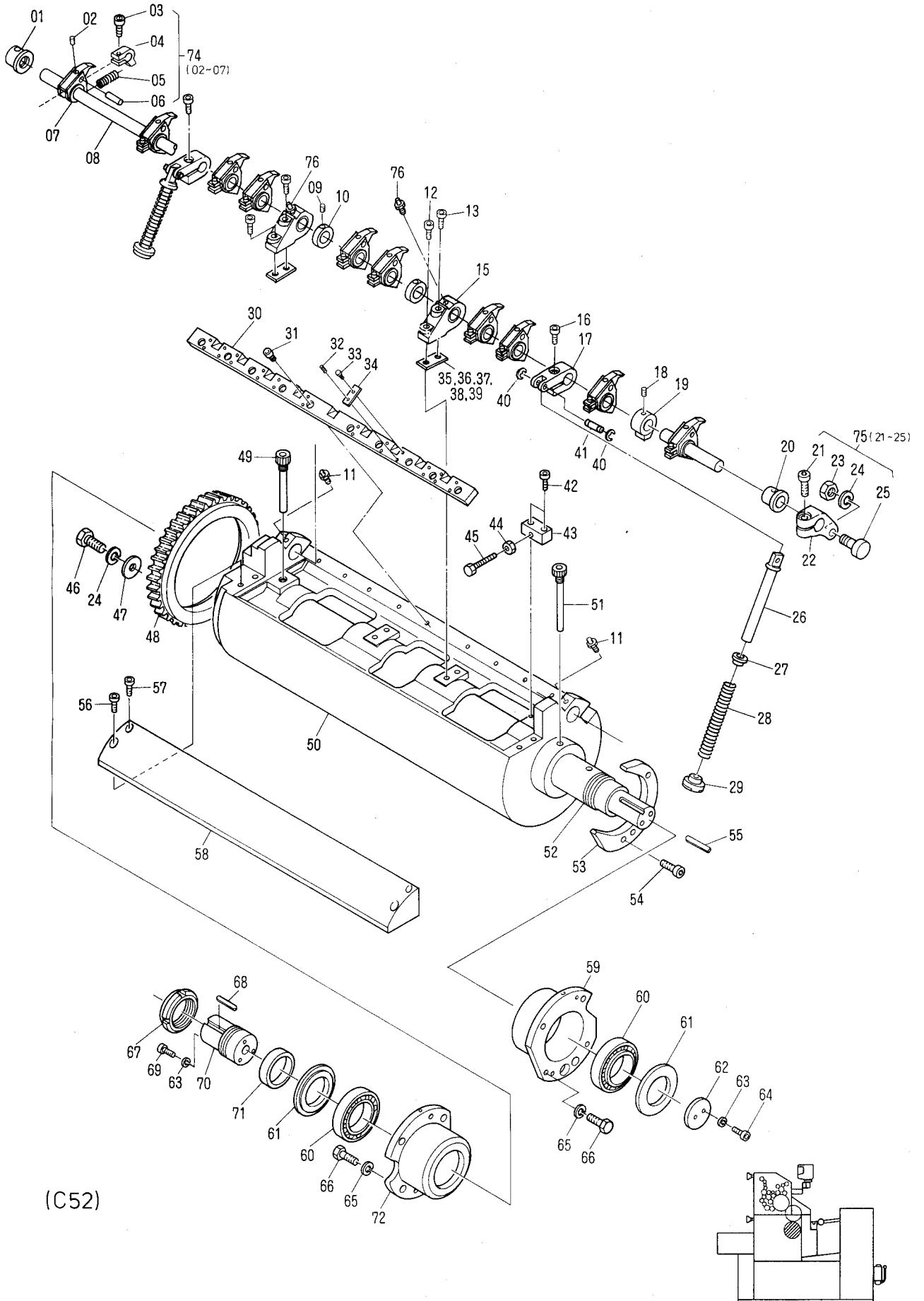
T5027



(C252)



T5028



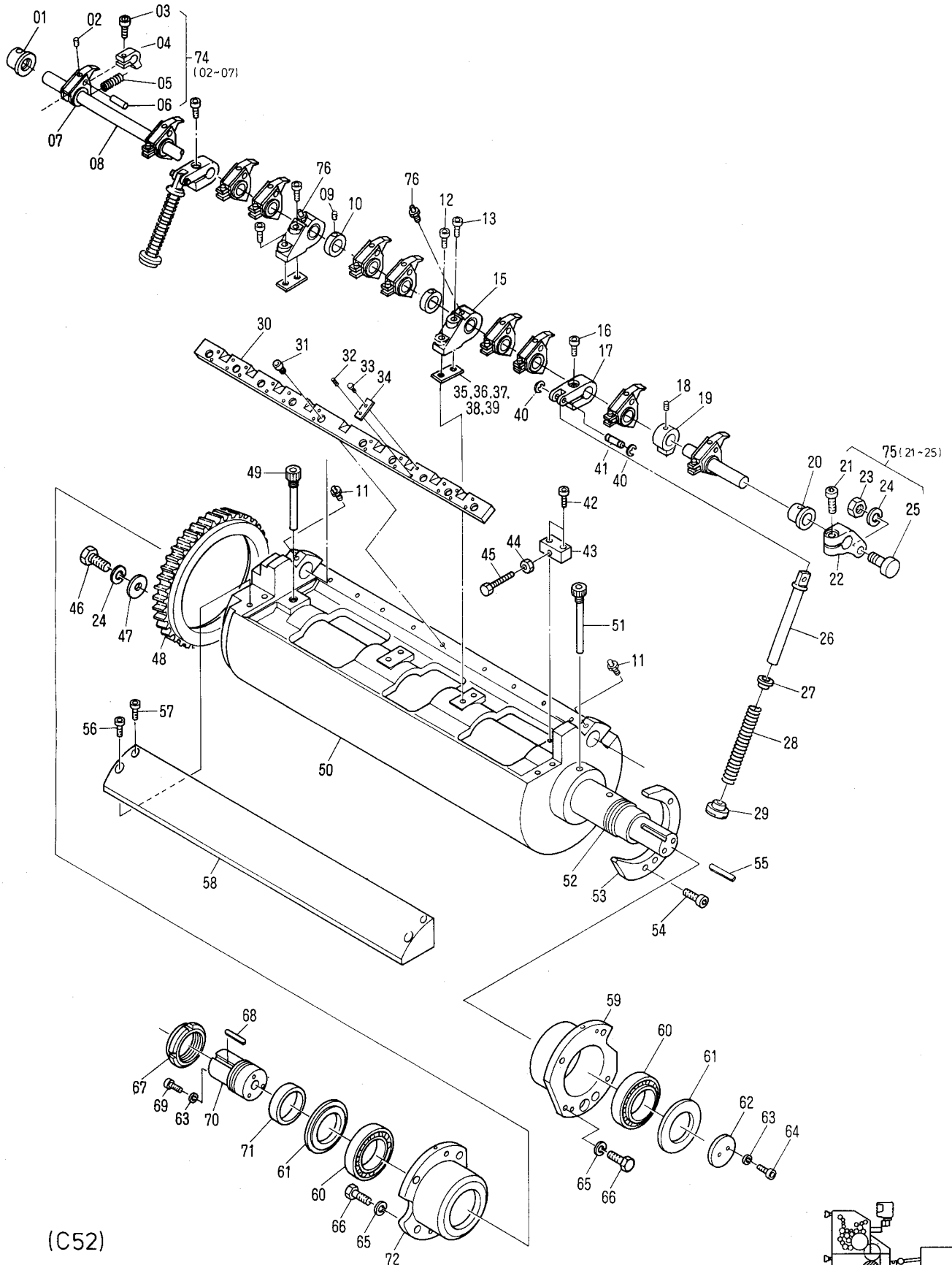
(C52)

## Impression Cylinder (C52)

T5028

INDEX No.	Parts No.	Description (Remarks)	Unit Per Assy			
			C52E	-SF C52E	C252E	-SF C252E
01	7202-20004	Gripper Shaft Bushing	1	1	0	0
02	140-262	Set Screw	10	10	0	0
03	117-372	Screw	10	10	0	0
04	5802-20017	Gripper Finger Bracket	10	10	0	0
05	5802-20018	Spring	10	10	0	0
06	5802-20019	Pin	10	10	0	0
07	7202-20031	Gripper Finger	10	10	0	0
08	7302-20003	Gripper Shaft	1	1	0	0
09	145-506	Set Screw	2	2	0	0
10	7202-20014	Collar	2	2	0	0
11	7202-20066	Grease Nipple	2	2	0	0
12	117-380	Screw	2	2	0	0
13	117-382	Screw	2	2	0	0
15	7202-20067	Bracket	2	2	0	0
16	117-475	Screw	2	2	0	0
17	7202-20010	Bracket	2	2	0	0
18	145-356	Set Screw	1	1	0	0
19	5802-20021	Lever	1	1	0	0
20	7202-20005	Gripper Shaft Bushing	1	1	0	0
21	117-565	Screw	1	1	0	0
22	7202-12020	Operating Arm	1	1	0	0
23	170-110	Nut	1	1	0	0
24	180-110	Lock Washer	4	4	0	0
25	285-652.3	Cam Follower	1	1	0	0
26	7202-20013	Shaft	2	2	0	0
27	7202-20012	Spacer	2	2	0	0
28	7202-20007	Spring	2	2	0	0
29	7202-20011	Spacer	2	2	0	0
30	7302-12005	Anvil	1	1	0	0
31	117-512	Screw	10	10	0	0
32	183-179	Roll Pin	10	10	0	0
33	125-685	Screw	10	10	0	0
34	7202-12009	Stopper	10	10	0	0
35	7202-20023	Shim t = 0.02	-	-	0	0
36	7202-20024	Shim t = 0.03	-	-	0	0
37	7202-20025	Shim t = 0.05	-	-	0	0
38	7202-20026	Shim t = 0.1	-	-	0	0
39	5802-20027B	Shim t = 0.04	-	-	0	0
40	181-404	E-Ring	4	4	0	0
41	7202-20015	Pin	2	2	0	0
42	117-525	Screw	2	2	0	0
43	7202-20019	Bracket	1	1	0	0
44	170-106	Nut	1	1	0	0
45	7202-20065	Screw	1	1	0	0
46	101-565T	Screw	3	3	0	0
47	7202-02007	Washer	3	3	0	0
48	7202-12005	Gear	1	1	0	0
49	7202-02012	Screw	1	1	0	0
50	7302-02001	Impression Cylinder	1	1	0	0
51	7202-12012	Screw	1	1	0	0
52	7302-02002	Impression Cylinder Shaft	1	1	0	0
53	7202-02011	Cam	1	1	0	0
54	117-482	Screw	2	2	0	0
55	188-076	Key	1	1	0	0
56	117-370	Screw	2	2	0	0
57	117-381	Screw	2	2	0	0
58	7302-12007	Weight	1	1	0	0
59	7202-02003	Bushing	1	1	0	0
60	7202-02009	Bearing ( Brg. 32008X )	2	2	0	0
61	7202-02008	Flange	1	1	0	0
62	184-221	Flat Washer	1	1	0	0
63	180-106	Lock Washer	5	5	0	0
64	117-365	Screw	2	2	0	0
65	180-108	Lock Washer	8	8	0	0
66	101-475T	Screw	8	8	0	0
67	7202-02006	U-Nut	1	1	0	0
68	188-074	Key	1	1	0	0
69	117-388	Screw	3	3	0	0
70	7202-02005	Shaft	1	1	0	0

T5028

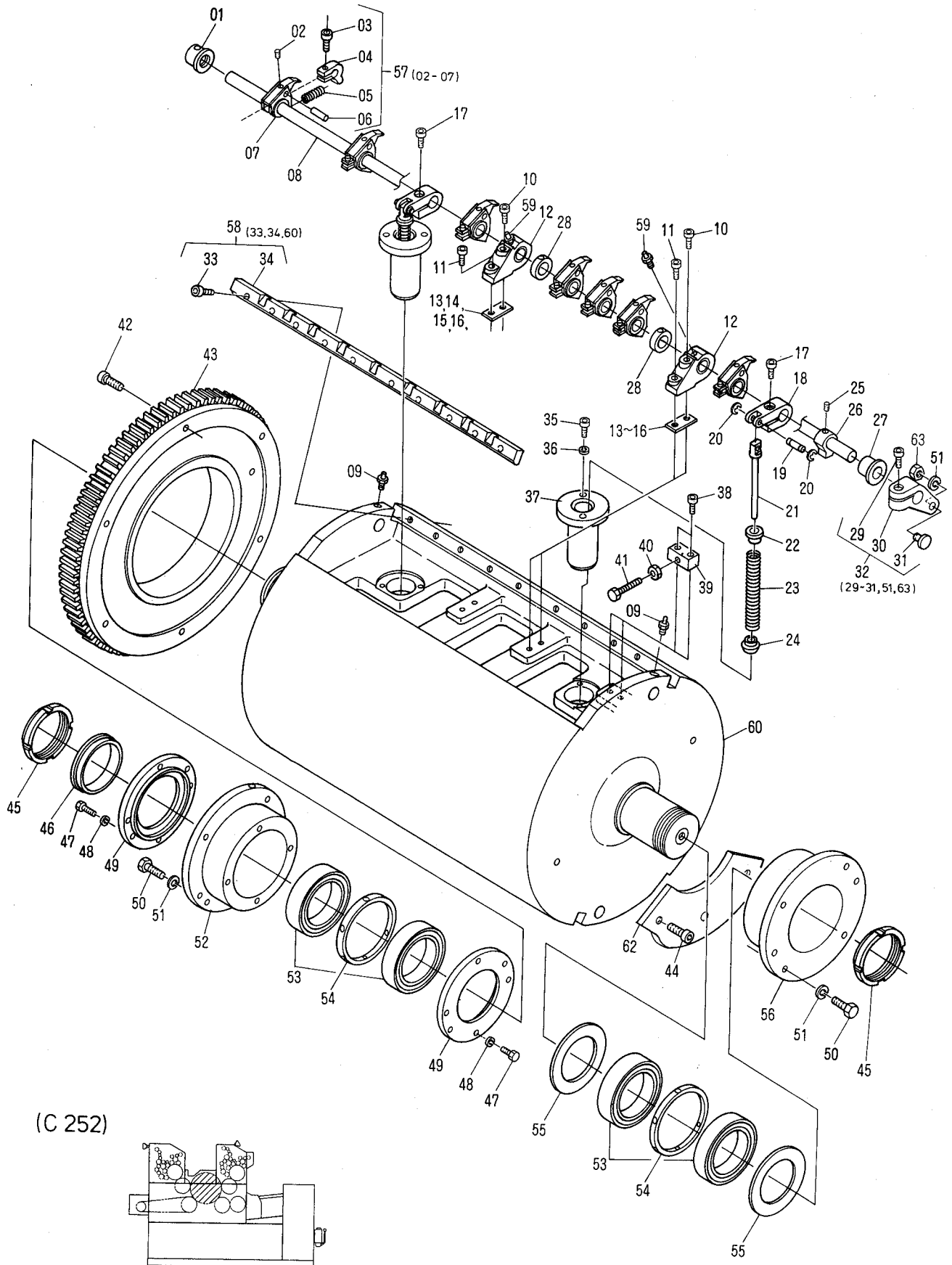


(C52)





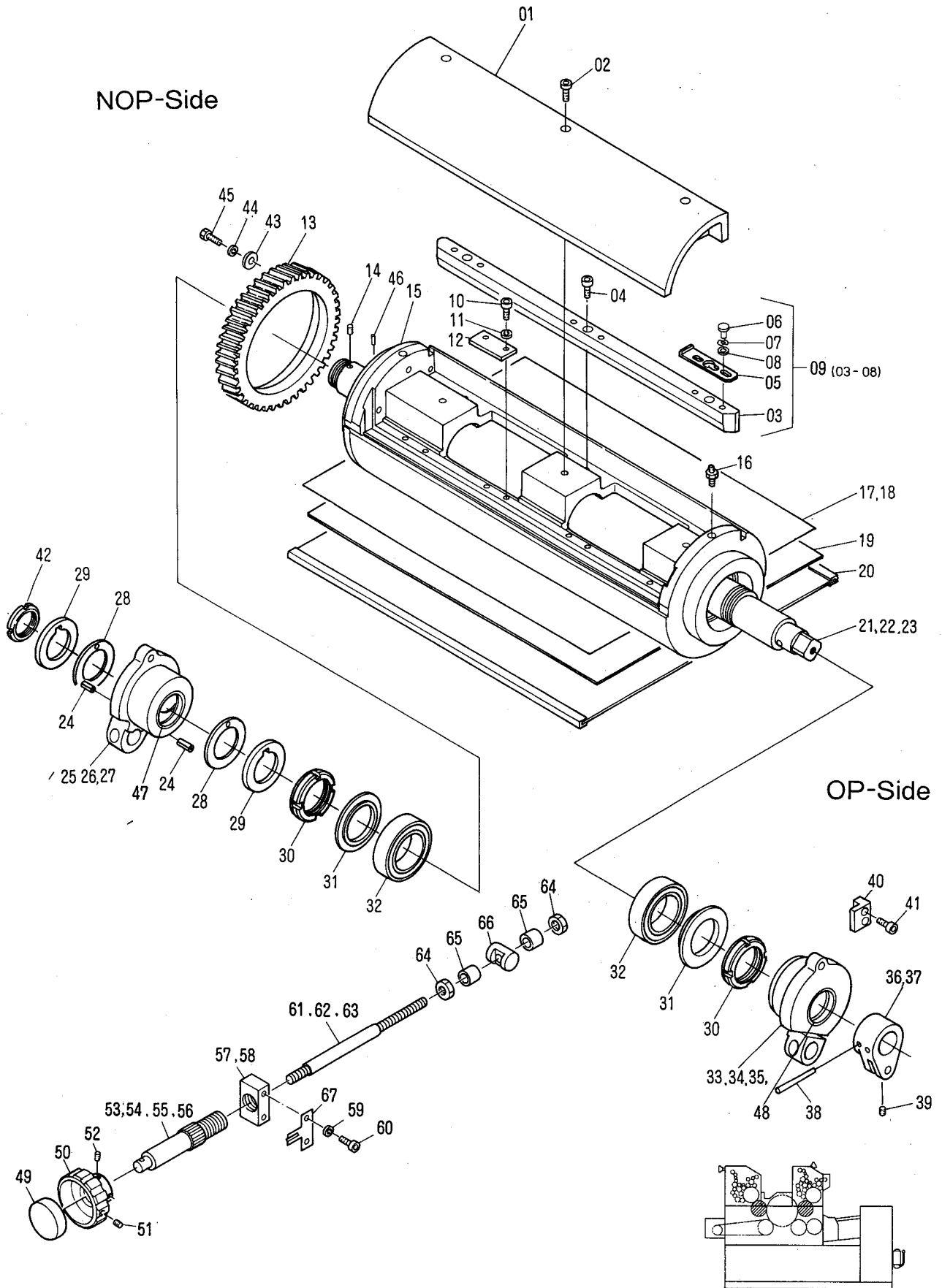
T5029



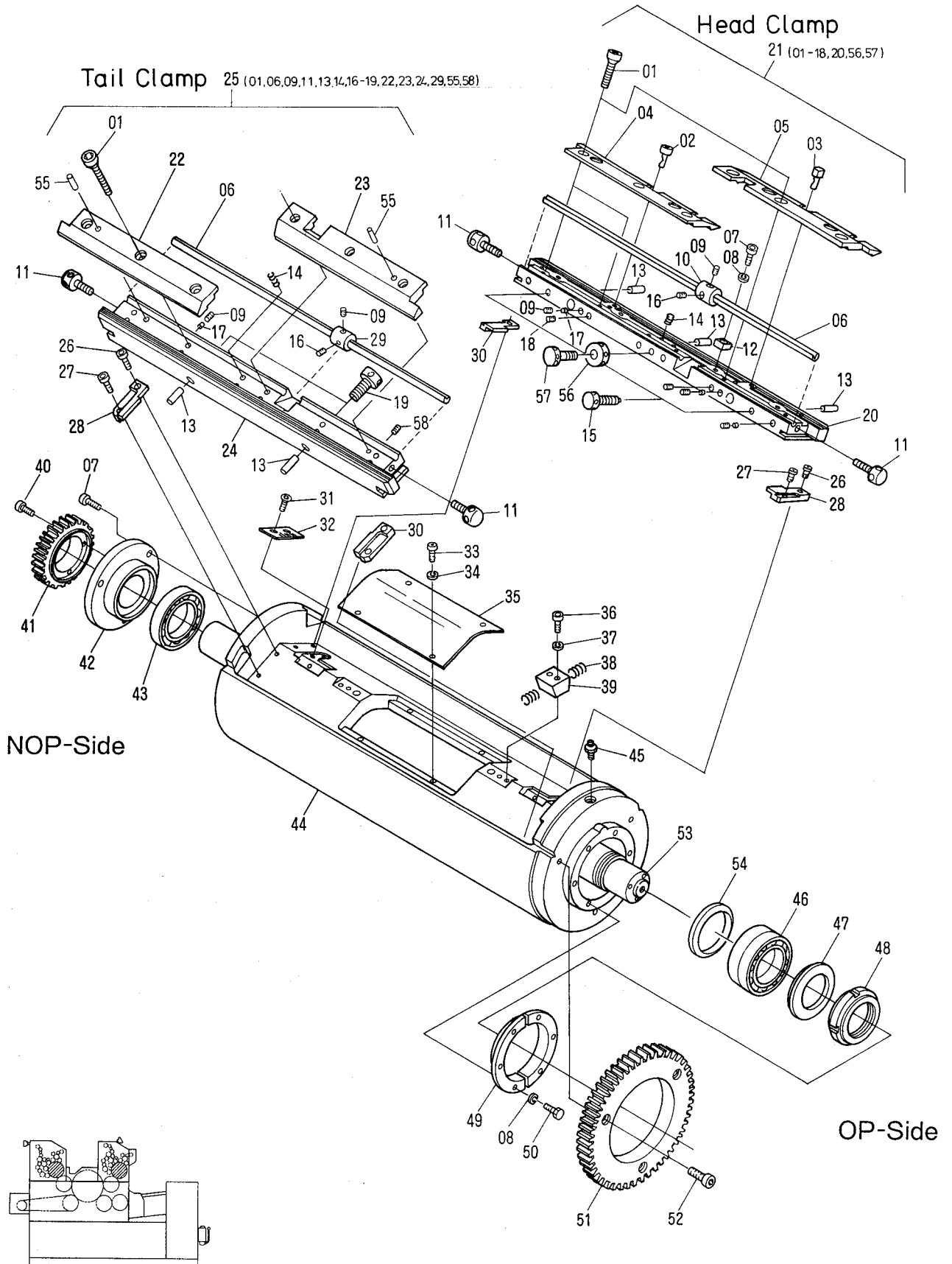
(C 252)



T5030

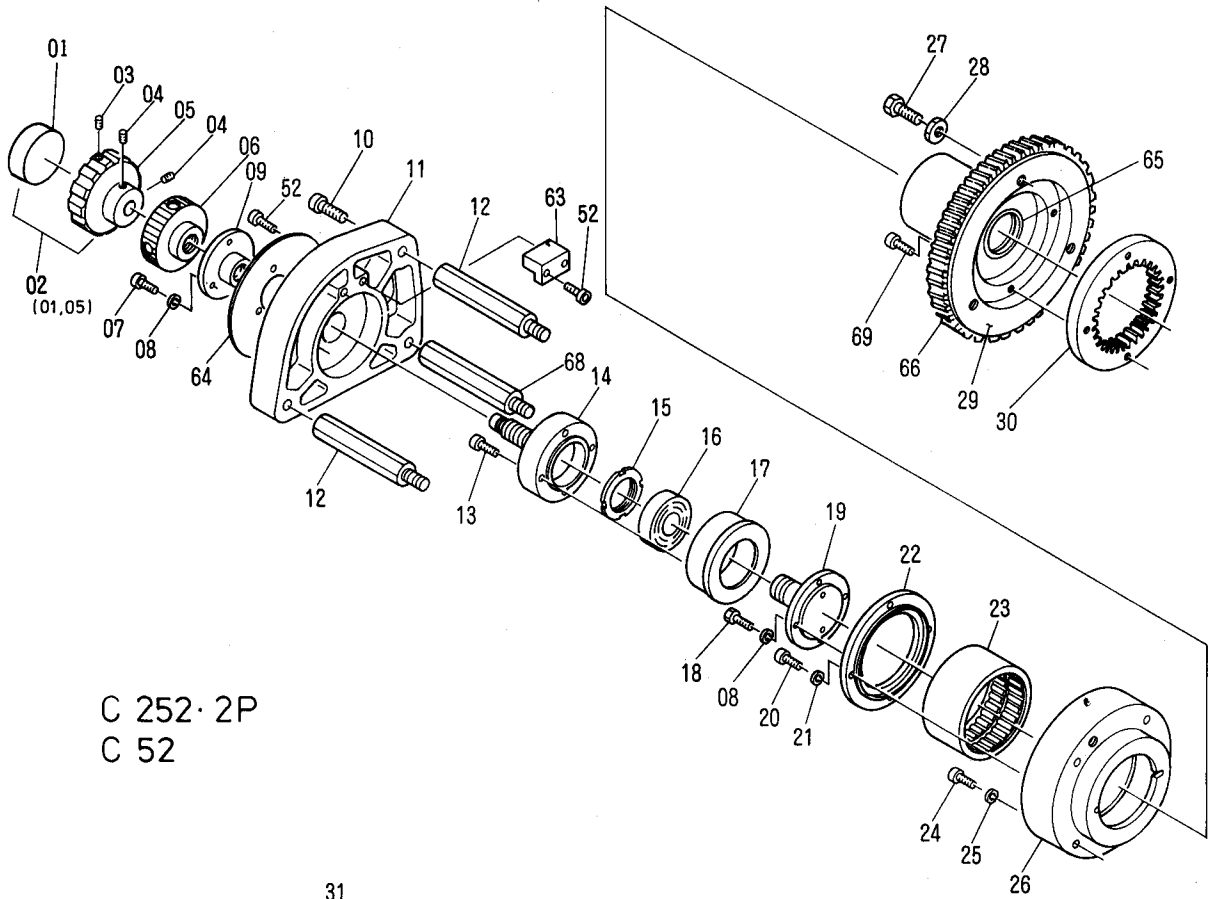




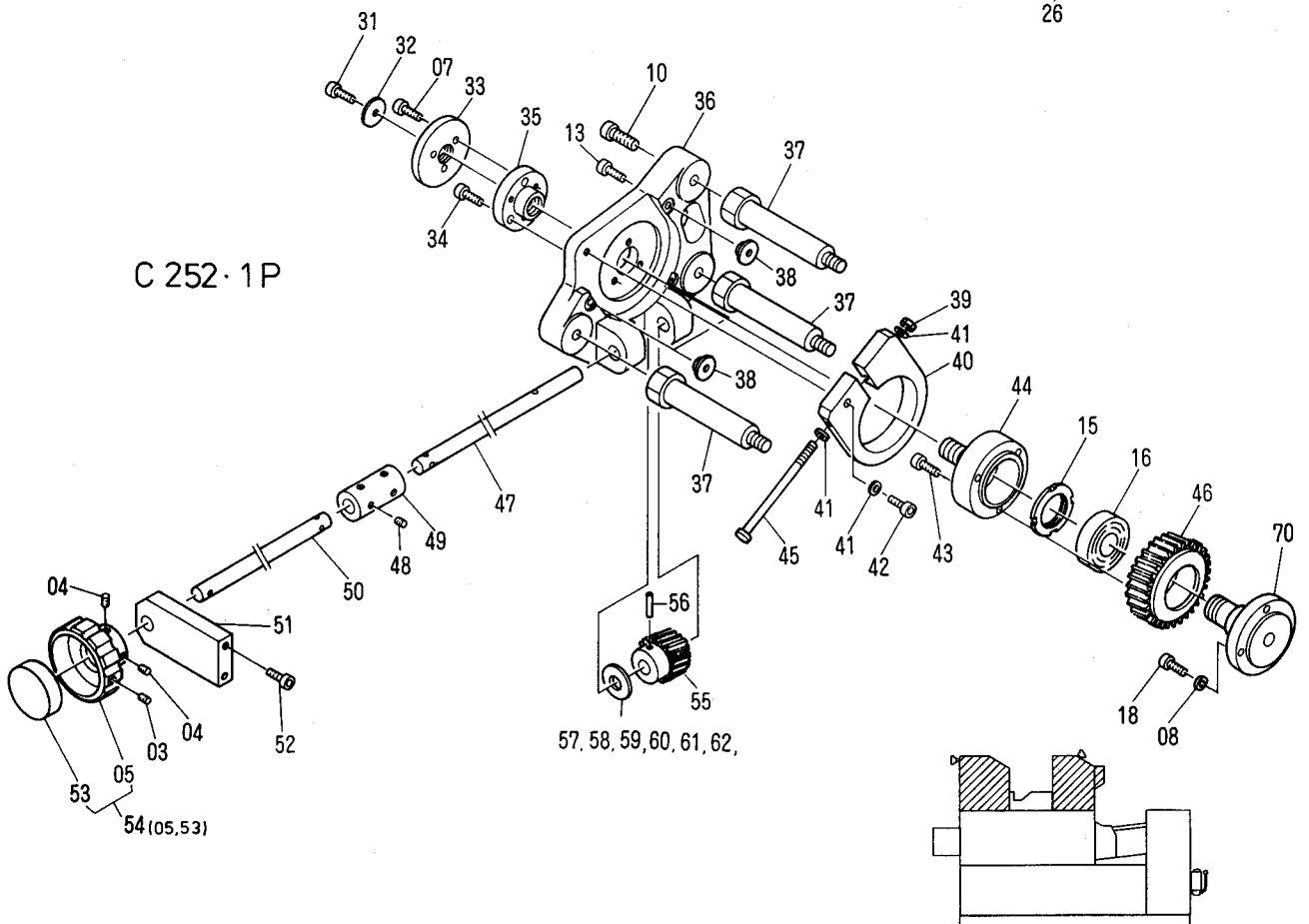




T5032



C 252 · 2P  
C 52



C 252 · 1P

57, 58, 59, 60, 61, 62,

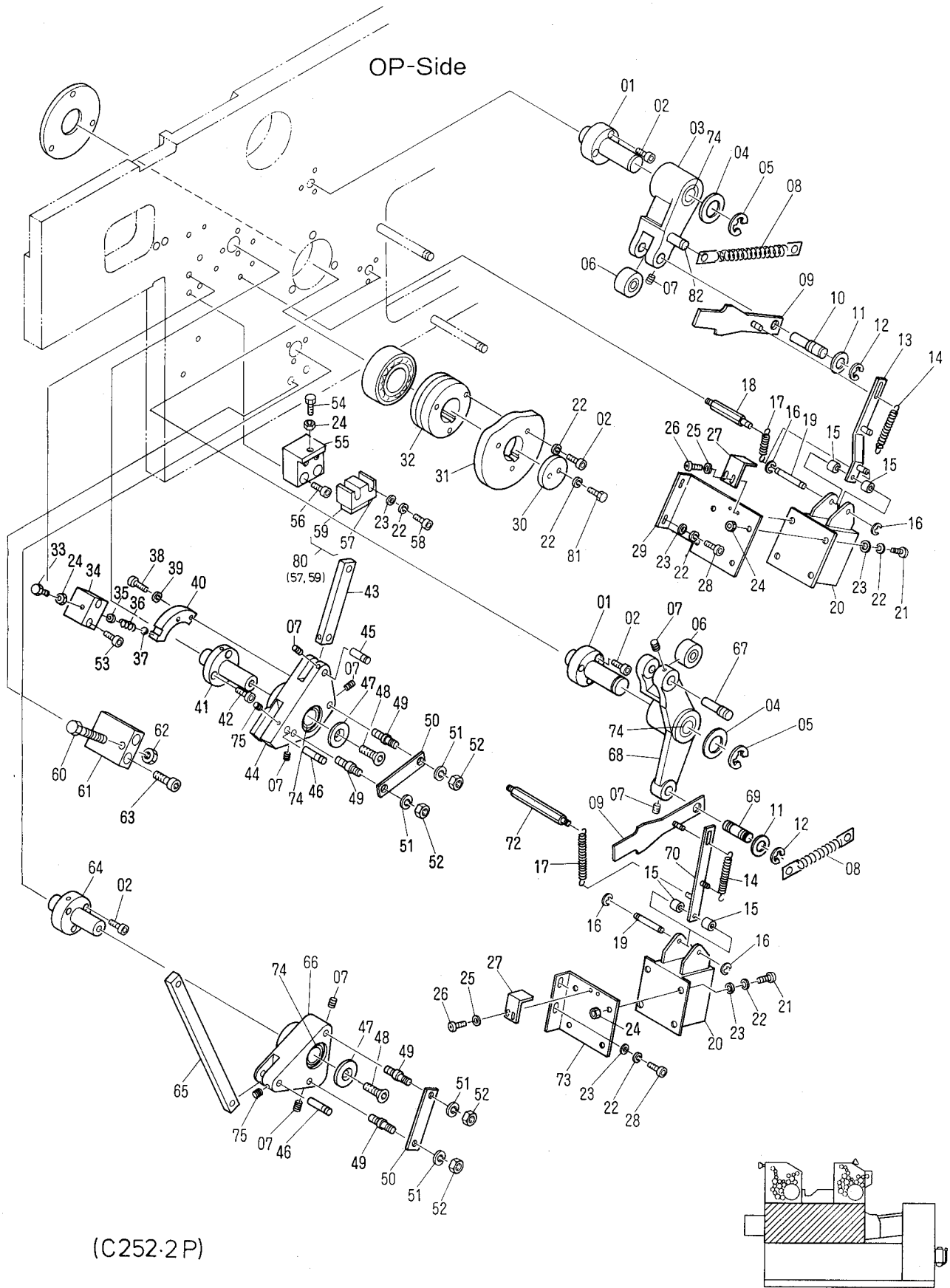


## Vertical Register Mechanism

T5032

INDEX No.	Parts No.	Description (Remarks)	Units Per Assy			
			C52	-SF C52E	C252E	-SF C252E
01	7202-04182	Name Plate [Indicator]	1	1	1	1
02	7202-04182A	Indicator Assy (01, 05)	1	1	1	1
03	145-505	Set Screw	1	1	2	2
04	145-510	Set Screw	2	2	4	4
05	7202-04085	Handle	1	1	2	2
06	7202-04084	Nut	1	1	1	1
07	117-512	Screw	3	3	6	6
08	180-105	Lock Washer	7	7	11	11
09	7202-04045	Vertical Register Adjusting Nut	1	1	1	1
10	117-480	Screw	3	3	6	6
11	7302-04066	Bracket	1	1	1	1
12	7302-04062	Stud	1	1	2	2
13	117-520	Screw	4	4	7	7
14	7202-04060	Vertical Register Adjusting Shaft	1	1	1	1
15	7202-04058	U-Nut	1	1	2	2
16	7202-04179	Bearing (BRG. 3204)	1	1	2	2
17	7202-04059	Bearing Case	1	1	1	1
18	101-512	Screw	4	4	8	8
19	7302-04057	Shaft	1	1	1	1
20	117-412	Screw	4	4	4	4
21	180-104	Lock Washer	4	4	4	4
22	7202-04055	Bearing Retainer	1	1	2	2
23	7202-04053	Bearing	1	1	2	2
24	117-385	Screw	4	4	8	8
25	180-106	Lock Washer	4	4	8	8
26	7302-04054	Bushing Bracket	1	1	2	2
27	101-480T	Screw	4	4	8	8
28	A19-38-3	Washer	3	3	6	6
29	7202-04050A	Gear Bracket (Included 65)	1	1	2	2
30	7202-04049	Gear	1	1	2	2
31	117-510	Screw	0	0	1	1
32	5802-04106	Washer	0	0	1	1
33	5802-04102	Washer	0	0	1	1
34	117-362	Screw	0	0	3	3
35	7302-04134	Adjustment Screw	0	0	1	1
36	7302-04191	Bracket	0	0	1	1
37	7302-04139	Stud	0	0	3	3
38	7202-04140	Retainer	0	0	2	2
39	I31-11-3	Nut	0	0	1	1
40	7202-04132	Brake	0	0	1	1
41	184-106	Flat Washer	0	0	3	3
42	117-375	Screw	0	0	1	1
43	117-525	Screw	0	0	3	3
44	7302-04131	Vertical Register Adjusting Screw	0	0	1	1
45	117-393	Screw	0	0	1	1
46	7202-04133	Gear	0	0	1	1
47	7302-04135	Shaft	0	0	1	1
48	145-356	Set Screw	0	0	4	4
49	5802-04163	Coupling	0	0	1	1
50	7202-04136	Shaft	0	0	1	1
51	7302-04138	Bracket	0	0	1	1
52	117-380	Screw	2	2	4	4
53	7202-04181	Name Plate [Indicator]	0	0	1	1
54	7202-04181A	Indicator Assy (05, 53)	0	0	1	1
55	5802-04161	Gear	0	0	1	1
56	183-189	Roll Pin	0	0	1	1
57	5802-04184	Spacer 1.05mm	0	0	-	-
58	5802-04185	Spacer 1.10mm	0	0	-	-
59	5802-04186	Spacer 1.15mm	0	0	-	-
60	5802-04187	Spacer 1.20mm	0	0	-	-
61	5802-04188	Spacer 1.25mm	0	0	-	-
62	5802-04189	Spacer 1.30mm	0	0	-	-
63	7202-04061	Retainer	1	1	1	1
64	7205-02043	Plate	1	1	1	1
65	7202-04056	Bushing (Included in 29)	2	2	2	2
66	7202-04051	Gear	2	2	2	2
68	7302-04189	Stud	1	1	1	1
69	117-370	Screw	4	4	8	8
70	7302-04188	Shaft	0	0	1	1

T5033

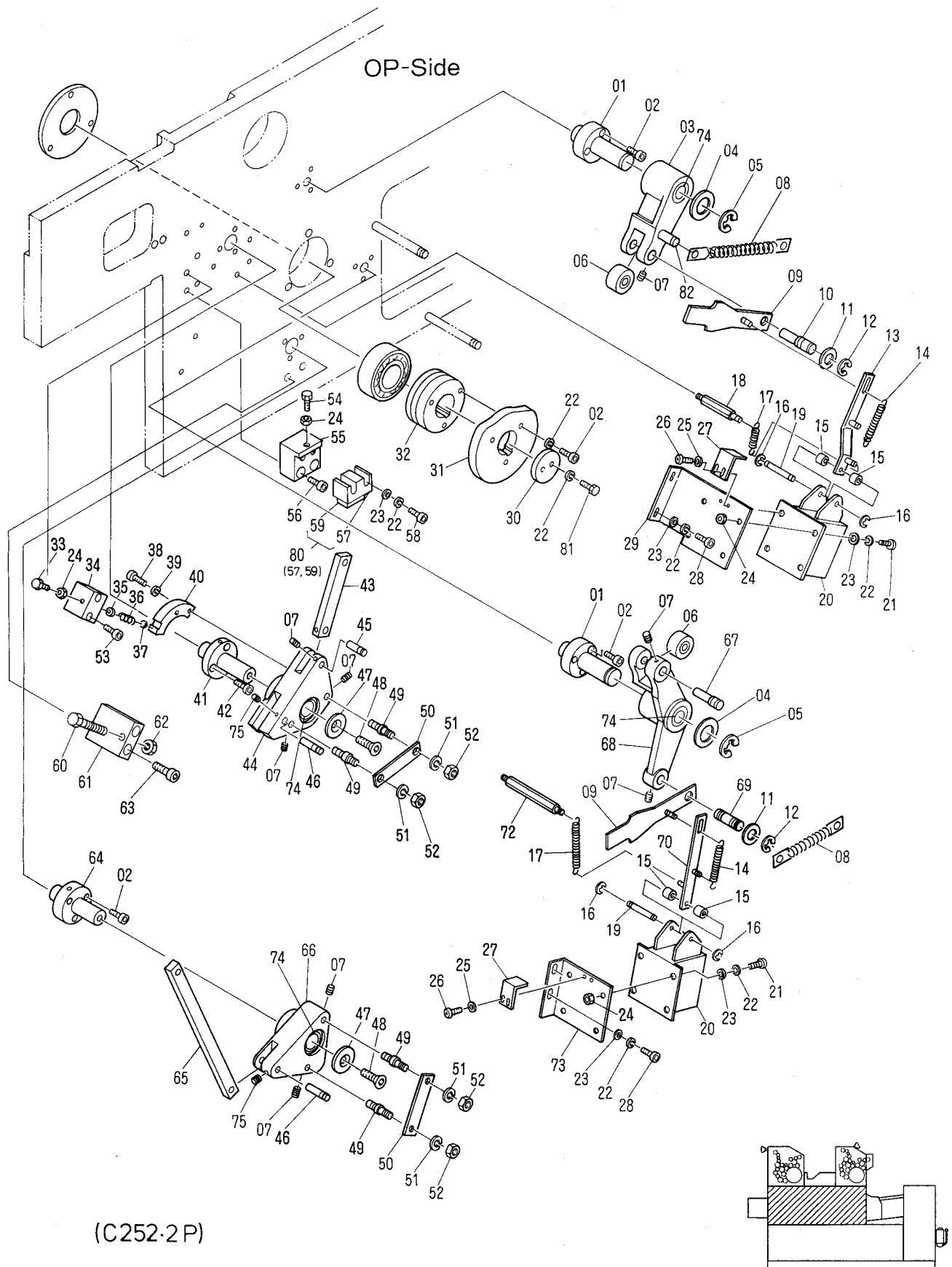


## Main Press Section (C252-2P)

T5033

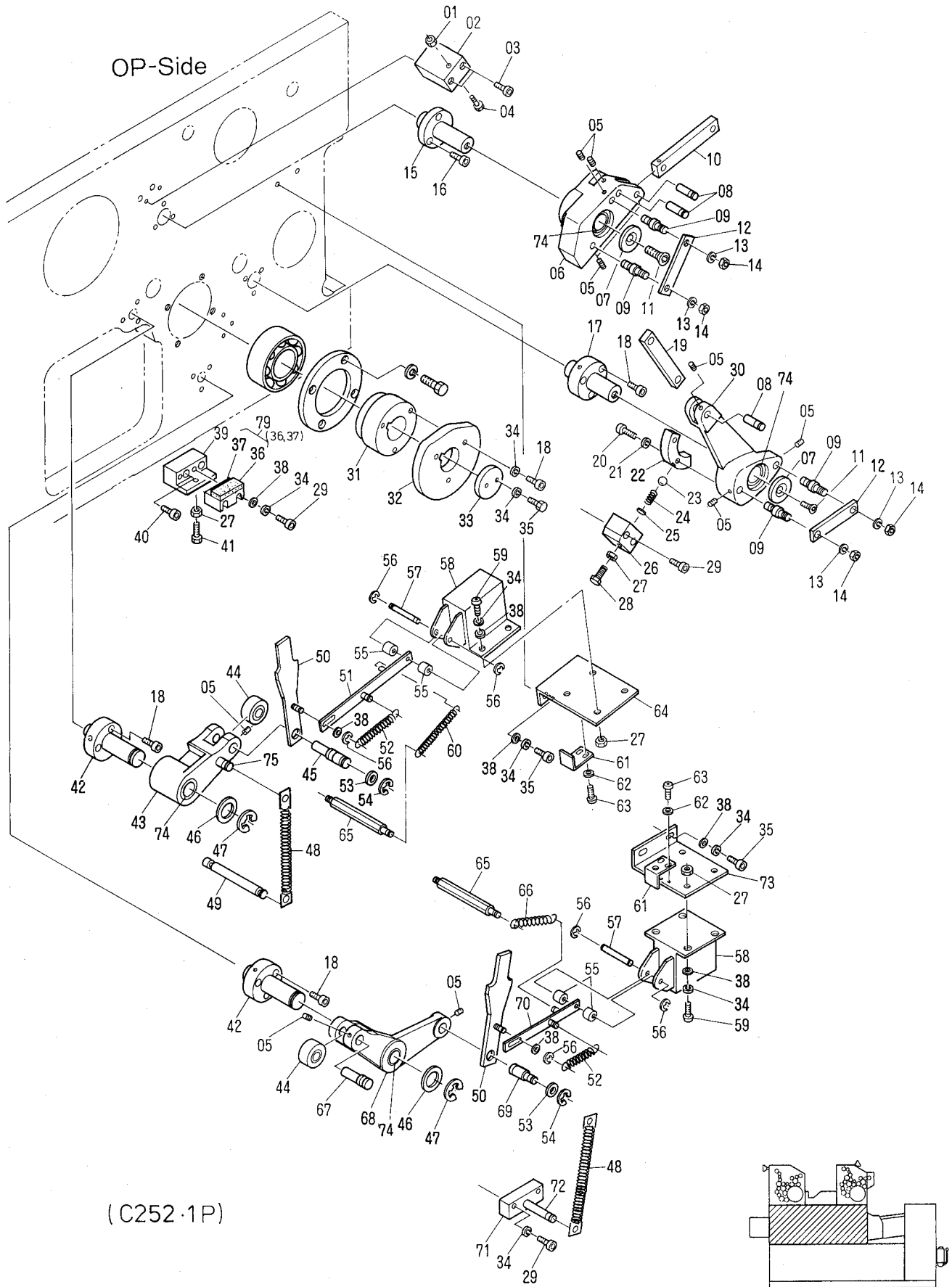
INDEX No.	Parts No.	Description (Remarks)	Unit Per Assy			
			C52E	-SF C52E	C252E	-SF C252E
01	7202-10111	Stud	0	0	2	2
02	117-370	Screw	0	0	12	12
03	7202-10195A	Lever (Included 74)	0	0	1	1
04	184-120	Flat Washer	0	0	2	2
05	181-415	E-Ring	0	0	2	2
06	258-613.1	Needle Bearing	0	0	2	2
07	145-508	Set Screw	0	0	8	8
08	CM11-35A	Spring	0	0	2	2
09	7202-10107A	Selector	0	0	2	2
10	7202-10197	Pin	0	0	1	1
11	184-112	Flat Washer	0	0	2	2
12	181-410	E-Ring	0	0	2	2
13	7202-10189A	Link Assy	0	0	1	1
14	I04-30-3	Spring	0	0	2	2
15	A23-07-3	Spacer	0	0	4	4
16	181-404	E-Ring	0	0	4	4
17	F42-13-3	Spring	0	0	2	2
18	7202-10192	Spring Pin	0	0	1	1
19	A04-47-3	Pin	0	0	2	2
20	E09-32-3	Solenoid	0	0	2	2
21	125-762	Screw	0	0	8	8
22	180-106	Lock Washer	0	0	19	19
23	184-106	Flat Washer	0	0	14	14
24	170-106	Nut	0	0	10	10
25	184-103	Flat Washer	0	0	4	4
26	125-606	Screw	0	0	4	4
27	5103-08116	Stopper	0	0	2	2
28	117-365	Screw	0	0	4	4
29	7202-10117	Solenoid Bracket	0	0	1	1
30	184-221	Flat Washer	0	0	1	1
31	7202-10147	Cam	0	0	1	1
32	7204-02054	Cam Bracket	0	0	1	1
33	101-366	Screw	0	0	1	1
34	7202-10141	Block	0	0	1	1
35	184-104	Flat Washer	0	0	1	1
36	5208-05022	Spring	0	0	1	1
37	259-017	Ball	0	0	1	1
38	117-520	Screw	0	0	2	2
39	180-105	Lock Washer	0	0	2	2
40	7202-10137	Snapper Block	0	0	1	1
41	7202-10114	Stud	0	0	1	1
42	117-362	Screw	0	0	3	3
43	7202-10112	Link	0	0	1	1
44	7202-10160A	Lever (Included 74)	0	0	1	1
45	7202-10129	Pin	0	0	1	1
46	5102-06007	Pin	0	0	2	2
47	7202-10115	Washer	0	0	2	2
48	122-765	Screw	0	0	2	2
49	7202-10130	Pin	0	0	4	4
50	7202-10132	Link	0	0	2	2
51	180-108	Lock Washer	0	0	4	4
52	170-108.3	Nut	0	0	4	4
53	117-381	Screw	0	0	2	2
54	101-370	Screw	0	0	1	1
55	5802-10110	Block	0	0	1	1
56	117-480	Screw	0	0	2	2
57	7202-10163	Block (Included in 80)	0	0	1	1
58	117-380	Screw	0	0	2	2
59	5802-10108	Stopper (Included in 80)	0	0	1	1
60	101-481	Screw	0	0	1	1
61	7202-10164	Block	0	0	1	1
62	170-108	Nut	0	0	1	1
63	117-486	Screw	0	0	2	2
64	7202-10116	Stud	0	0	1	1
65	7202-10155	Link	0	0	1	1
66	7202-10157A	Lever (Included 74)	0	0	1	1
67	7202-10198	Pin	0	0	1	1
68	7202-10194A	Lever (Included 74)	0	0	1	1
69	7202-10125	Pin	0	0	1	1
70	7202-10191A	Link Assy	0	0	1	1

T5033





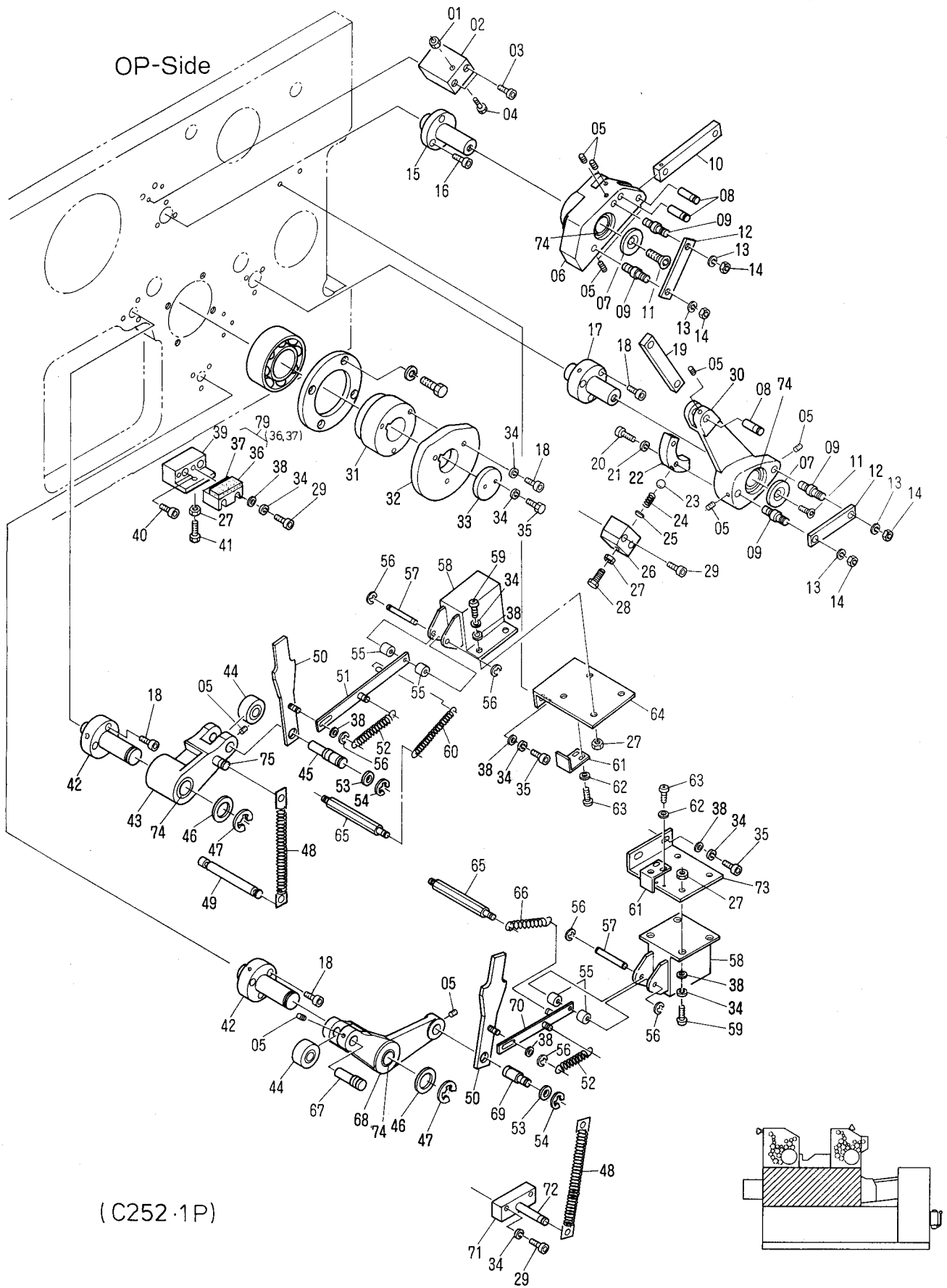
T5034



## Main Press Section (C252-1P)

T5034

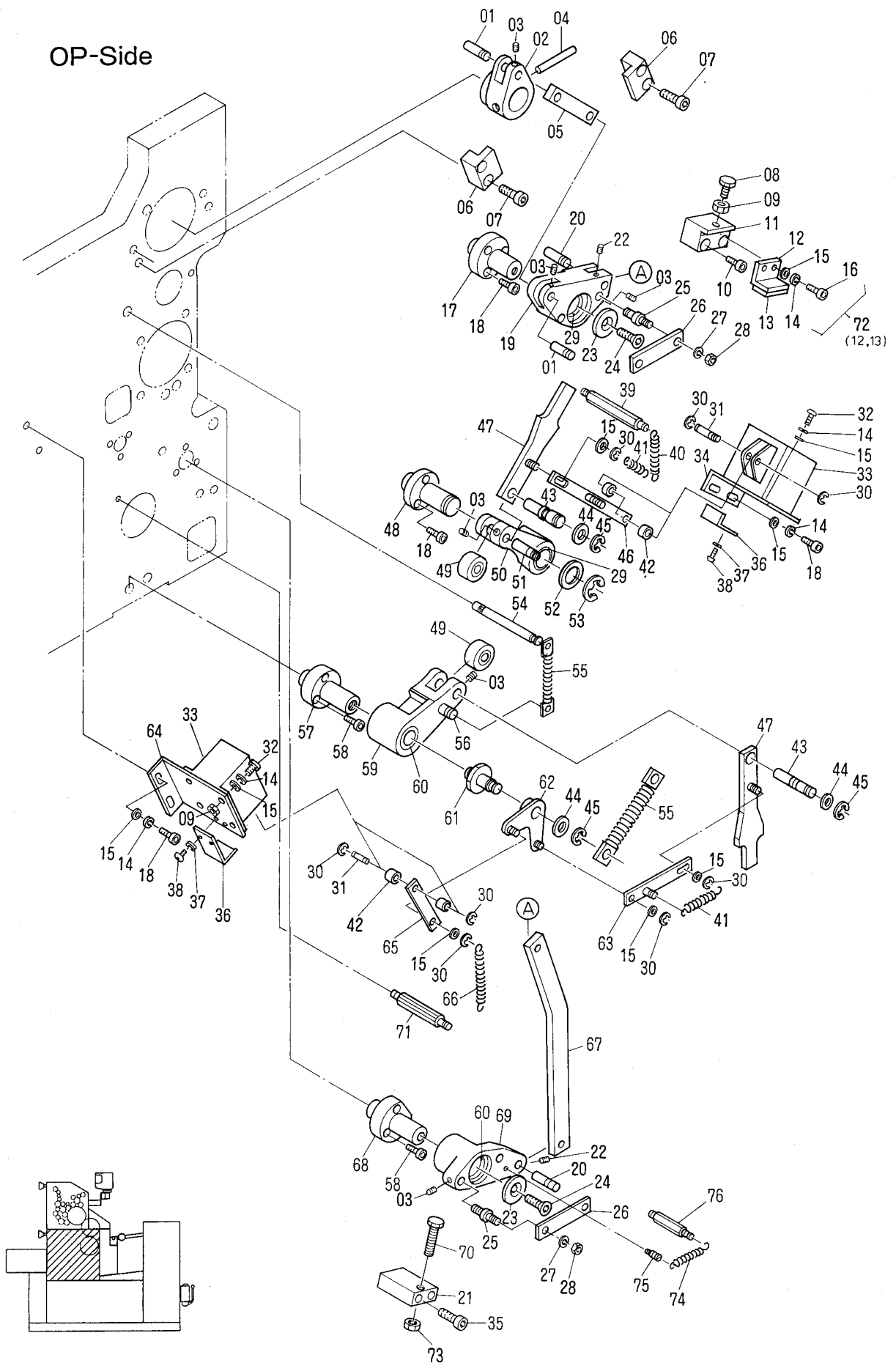
INDEX No.	Parts No.	Description (Remarks)	Unit Per Assy			
			C52	-SF C52E	C252E	-SF C252
01	170-108	Nut	0	0	1	1
02	7202-10164	Block	0	0	1	1
03	117-486	Screw	0	0	2	2
04	101-481	Screw	0	0	1	1
05	145-508	Set Screw	0	0	10	10
06	7202-10159A	Lever (Included 74)	0	0	1	1
07	7202-10115	Washer	0	0	2	2
08	7202-10129	Pin	0	0	3	3
09	7202-10130	Screw	0	0	4	4
10	7202-10112	Link	0	0	1	1
11	122-765	Screw	0	0	2	2
12	7202-10132	Link	0	0	2	2
13	180-108	Lock Washer	0	0	4	4
14	170-108.3	Nut	0	0	4	4
15	7202-10114	Stud	0	0	1	1
16	117-362	Screw	0	0	3	3
17	7202-10116	Stud	0	0	1	1
18	117-370	Screw	0	0	12	12
19	7202-10156	Link	0	0	1	1
20	117-520	Screw	0	0	2	2
21	180-105	Lock Washer	0	0	2	2
22	7202-10139	Snapper Block	0	0	1	1
23	259-017	Ball	0	0	1	1
24	5208-05022	Spring	0	0	1	1
25	184-104	Flat Washer	0	0	1	1
26	7202-10141	Stopper	0	0	1	1
27	170-106	Nut	0	0	10	10
28	101-366	Screw	0	0	1	1
29	117-380	Screw	0	0	6	6
30	7202-10158A	Lever (Included 74)	0	0	1	1
31	7202-10150	Cam Bracket	0	0	1	1
32	7202-10148	Cam	0	0	1	1
33	184-221	Washer	0	0	1	1
34	180-106	Lock Washer	0	0	21	21
35	117-365	Screw	0	0	6	6
36	5802-10108	Stopper	0	0	1	1
37	7202-10163	Block	0	0	1	1
38	184-106	Flat Washer	0	0	18	18
39	7202-10162	Block	0	0	1	1
40	117-480	Screw	0	0	2	2
41	101-370	Screw	0	0	1	1
42	7202-10111	Stud	0	0	2	2
43	7202-10195A	Lever Assy (Included 74)	0	0	1	1
44	258-613.1	Needle Bearing	0	0	2	2
45	7202-10197	Pin	0	0	1	1
46	184-120	Flat Washer	0	0	2	2
47	181-415	E-Ring	0	0	2	2
48	CM11-35A	Spring	0	0	2	2
49	7202-10128	Spring Pin	0	0	1	1
50	7202-10107A	Selector	0	0	2	2
51	7202-10190A	Link	0	0	1	1
52	104-30-3	Spring	0	0	2	2
53	184-112	Flat Washer	0	0	2	2
54	181-410	E-Ring	0	0	2	2
55	A23-07-3	Spacer	0	0	4	4
56	181-404	E-Ring	0	0	6	6
57	A04-47-3	Pin	0	0	2	2
58	E09-32-3	Solenoid	0	0	2	2
59	125-762	Screw	0	0	8	8
60	F27-36-3	Spring	0	0	2	2
61	5103-08116	Stopper	0	0	2	2
62	184-103	Flat Washer	0	0	4	4
63	125-606	Screw	0	0	4	4
64	7202-10119	Solenoid Bracket	0	0	1	1
65	7202-10134	Spring Pin	0	0	2	2
66	4807-18043	Spring	0	0	1	1
67	7202-10198	Pin	0	0	1	1
68	7202-10193A	Lever (Included 74)	0	0	1	1
69	7202-10125	Pin	0	0	1	1
70	7202-10191A	Link	0	0	1	1







OP-Side

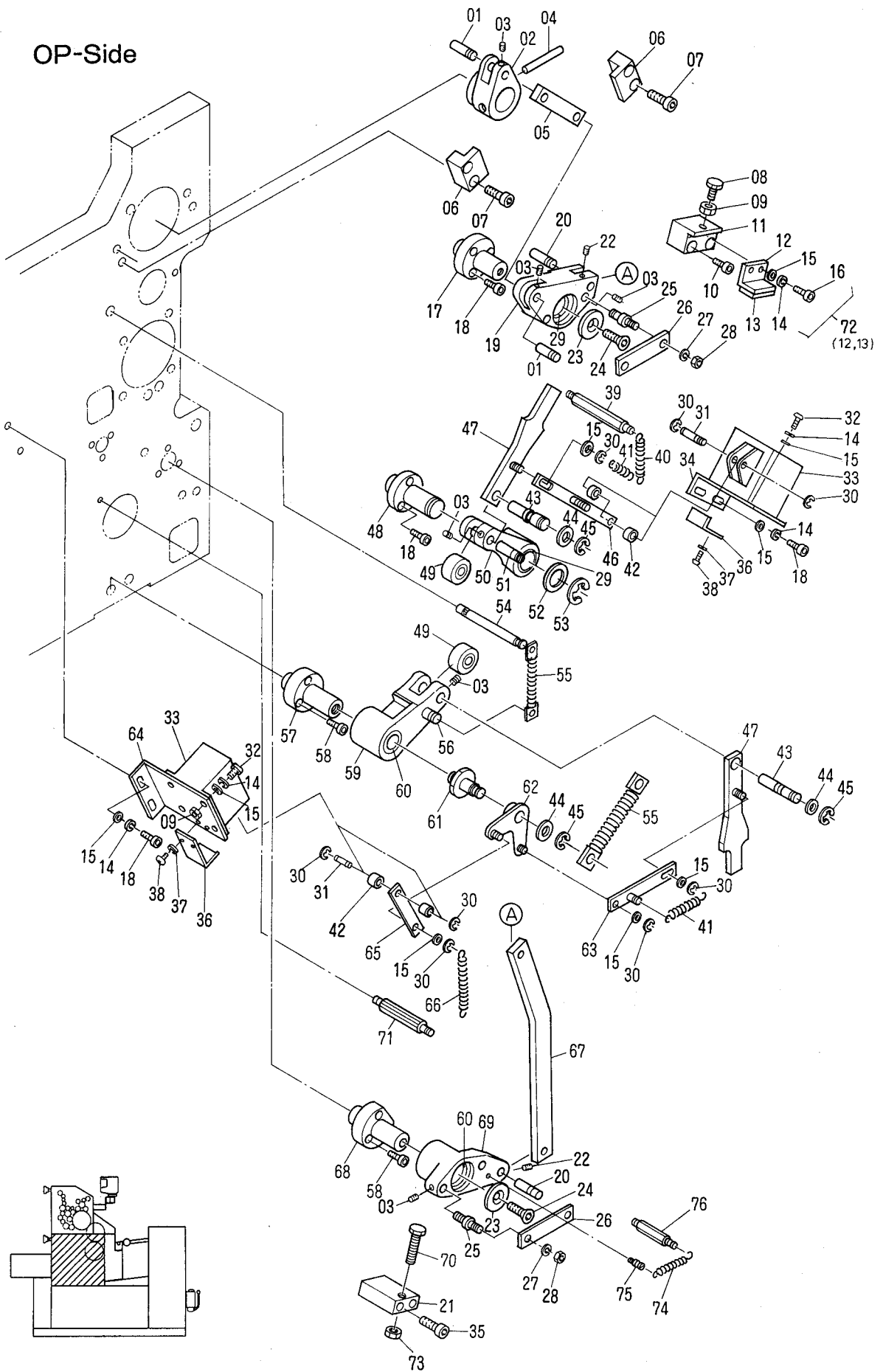


## Main Press Section (C52)

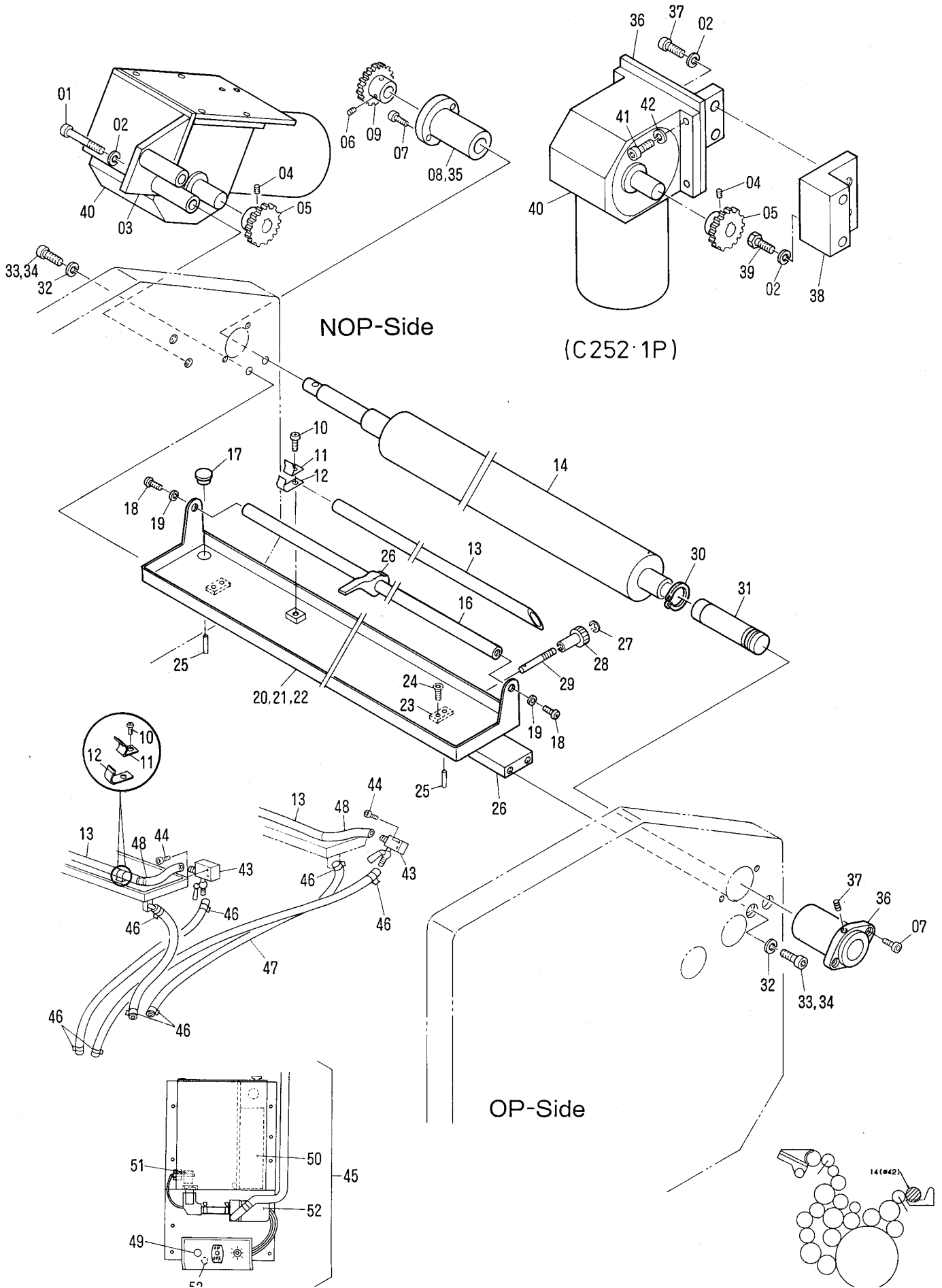
T5035

INDEX No.	Parts No.	Description (Remarks)	Units Per Assy			
			C52E	-SF C52E	C252E	-SF C252E
01	7202-10129	Pin	2	2	0	0
02	7202-03047	Lever	1	1	0	0
03	145-508	Set Screw	1	1	0	0
04	182-214	Taper Pin	1	1	0	0
05	7202-10177	Link	1	1	0	0
06	7202-03049	Bracket	2	2	0	0
07	117-475	Screw	4	4	0	0
08	101-370	Screw	1	1	0	0
09	170-106	Nut	9	9	0	0
10	117-480	Screw	2	2	0	0
11	7202-10200	Block	1	1	0	0
12	5802-10110	Block	1	1	0	0
13	5802-10108	Cushion	1	1	0	0
14	180-106	Lock Washer	14	14	0	0
15	184-106	Flat Washer	18	18	0	0
16	117-372	Screw	2	2	0	0
17	7202-10169	Stud	1	1	0	0
18	117-365	Screw	10	10	0	0
19	7202-10165A	Lever (Included 29)	1	1	0	0
20	5102-06007	Pin	2	2	0	0
21	7202-10164	Block	1	1	0	0
22	145-506	Set Screw	2	2	0	0
23	7202-10115	Flat Washer	2	2	0	0
24	122-765	Screw	2	2	0	0
25	7202-10130	Pin	4	4	0	0
26	7202-10132	Link	2	2	0	0
27	180-108	Lock Washer	4	4	0	0
28	170-108.3	Nut	4	4	0	0
29	5803-12131	Bushing (Included in 19, 50)	4	4	0	0
30	181-404	E-Ring	8	8	0	0
31	A04-47-3	Pin	2	2	0	0
32	125-762	Screw	8	8	0	0
33	E09-32-3	Solenoid	2	2	0	0
34	7202-10120	Solenoid Bracket	1	1	0	0
35	117-486	Screw	2	2	0	0
36	5103-08116	Stopper	2	2	0	0
37	184-103	Flat Washer	4	4	0	0
38	125-606	Screw	4	4	0	0
39	7202-10182	Spring Pin	1	1	0	0
40	I51-22-3	Spring	1	1	0	0
41	I04-30-3	Spring	2	2	0	0
42	A23-07-3	Spacer	4	4	0	0
43	7202-10197	Pin	2	2	0	0
44	184-112	Flat Washer	3	3	0	0
45	181-410	E-Ring	3	3	0	0
46	7202-10180A	Link	1	1	0	0
47	7202-10107A	Selector	2	2	0	0
48	7202-10170	Stud	1	1	0	0
49	258-613.1	Needle Bearing	2	2	0	0
50	7202-10196A	Lever (Included 29)	1	1	0	0
51	7202-10175	Pin	1	1	0	0
52	184-120	Flat Washer	1	1	0	0
53	181-415	E-Ring	1	1	0	0
54	7202-10128	Spring Pin	1	1	0	0
55	CM11-35A	Spring	2	2	0	0
56	7202-10109	Pin	1	1	0	0
57	7202-10183	Stud	1	1	0	0
58	117-370	Screw	6	6	0	0
59	7202-10195A	Lever	1	1	0	0
60	U01-15-3	Bushing	4	4	0	0
61	7202-10184	Spring Pin	1	1	0	0
62	7202-10171A	Lever	1	1	0	0
63	7202-10178A	Link	1	1	0	0
64	7202-10119	Solenoid Bracket	1	1	0	0
65	7202-10179	Link	1	1	0	0
66	CP09-31	Spring	1	1	0	0
67	7202-10168	Link	1	1	0	0
68	7202-10172	Stud	1	1	0	0
69	7202-10166A	Lever	1	1	0	0
70	101-481	Screw	1	1	0	0

OP-Side

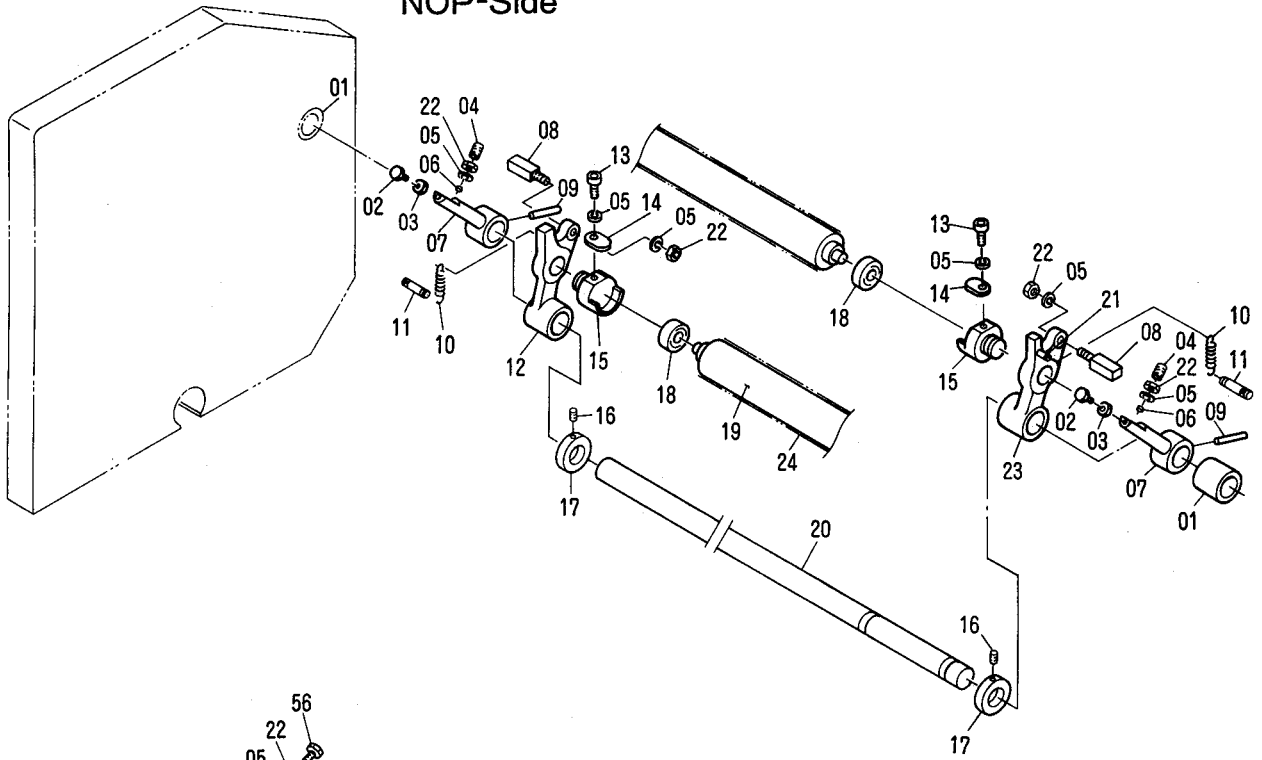




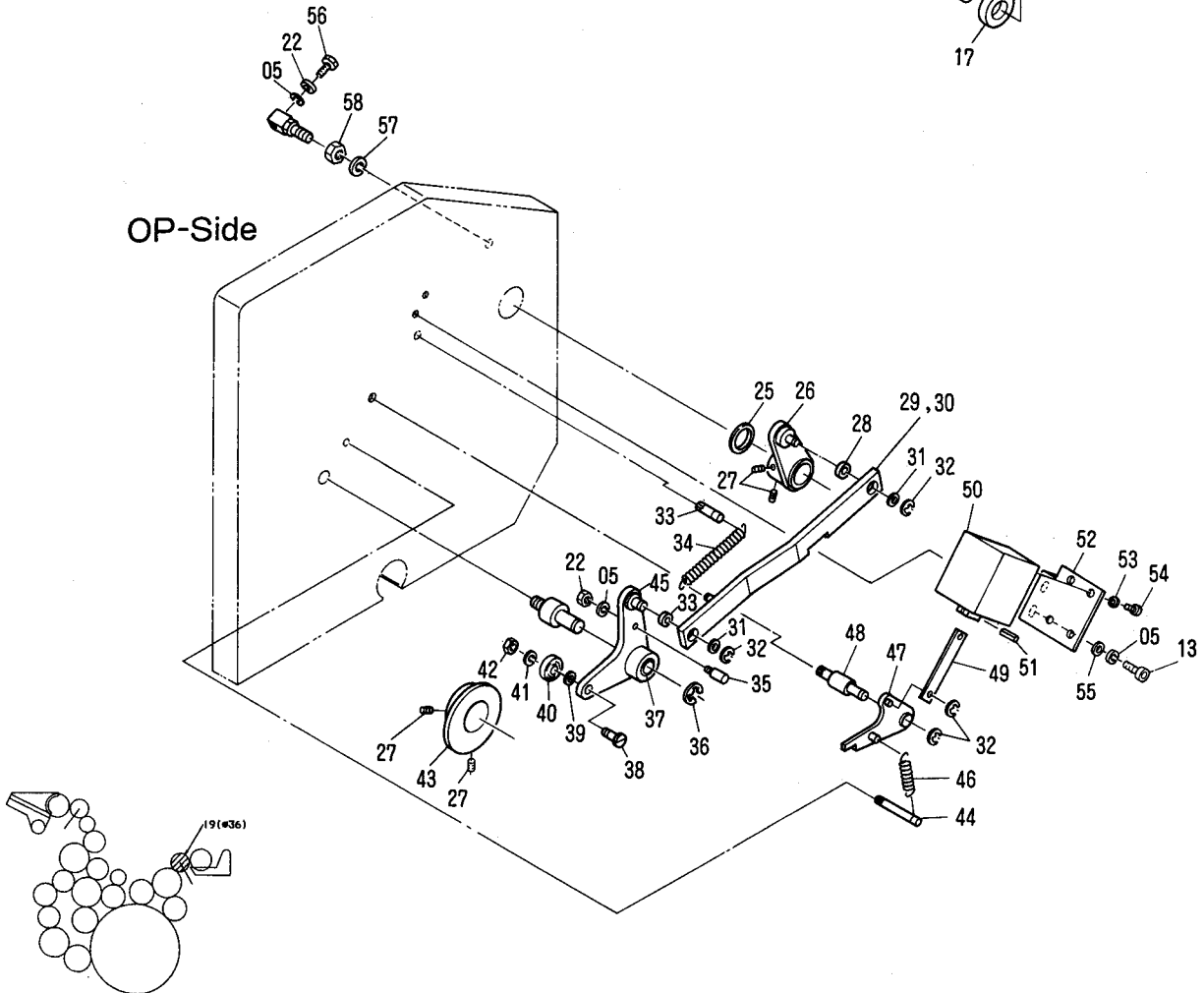




NOP-Side



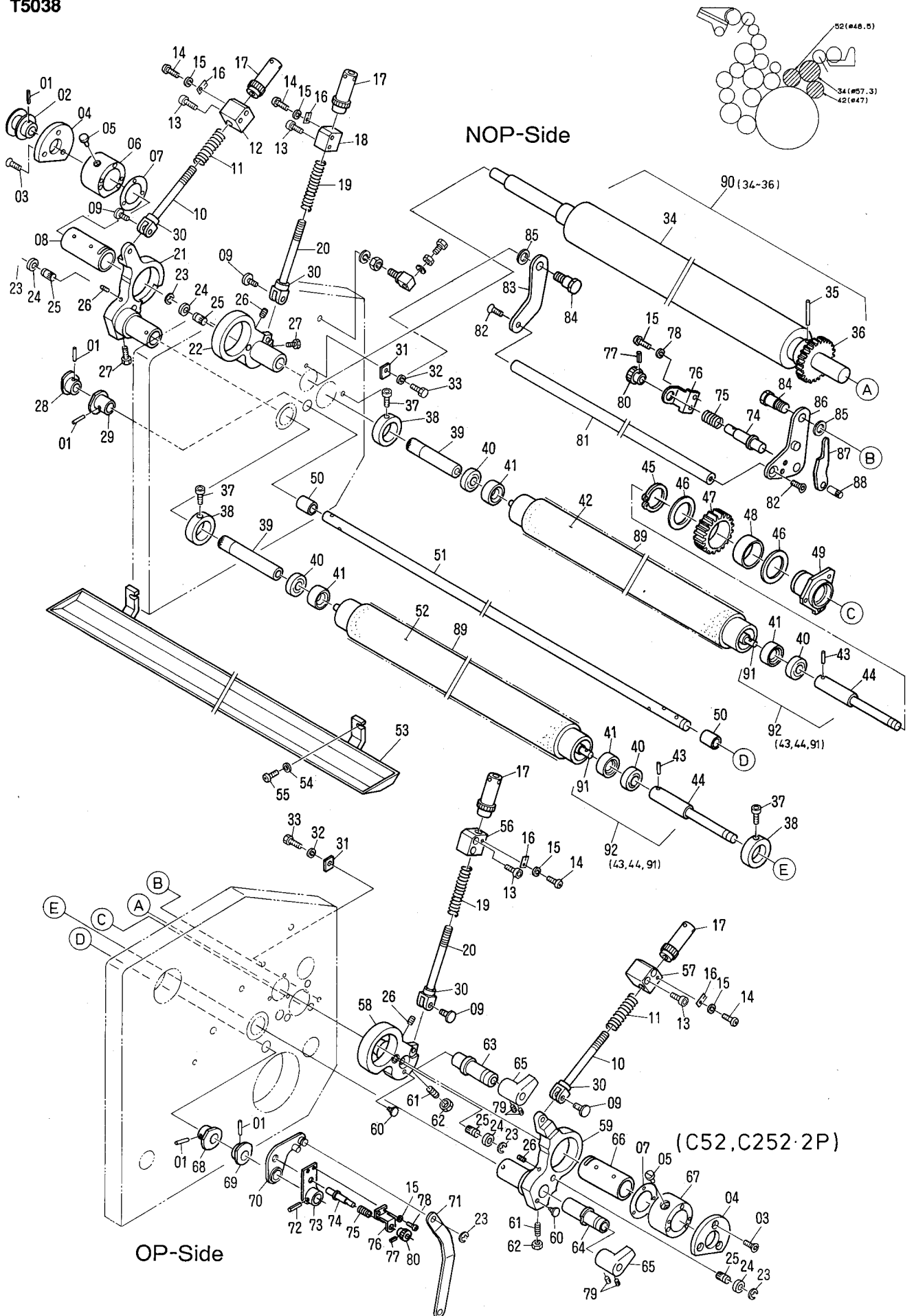
OP-Side







T5038

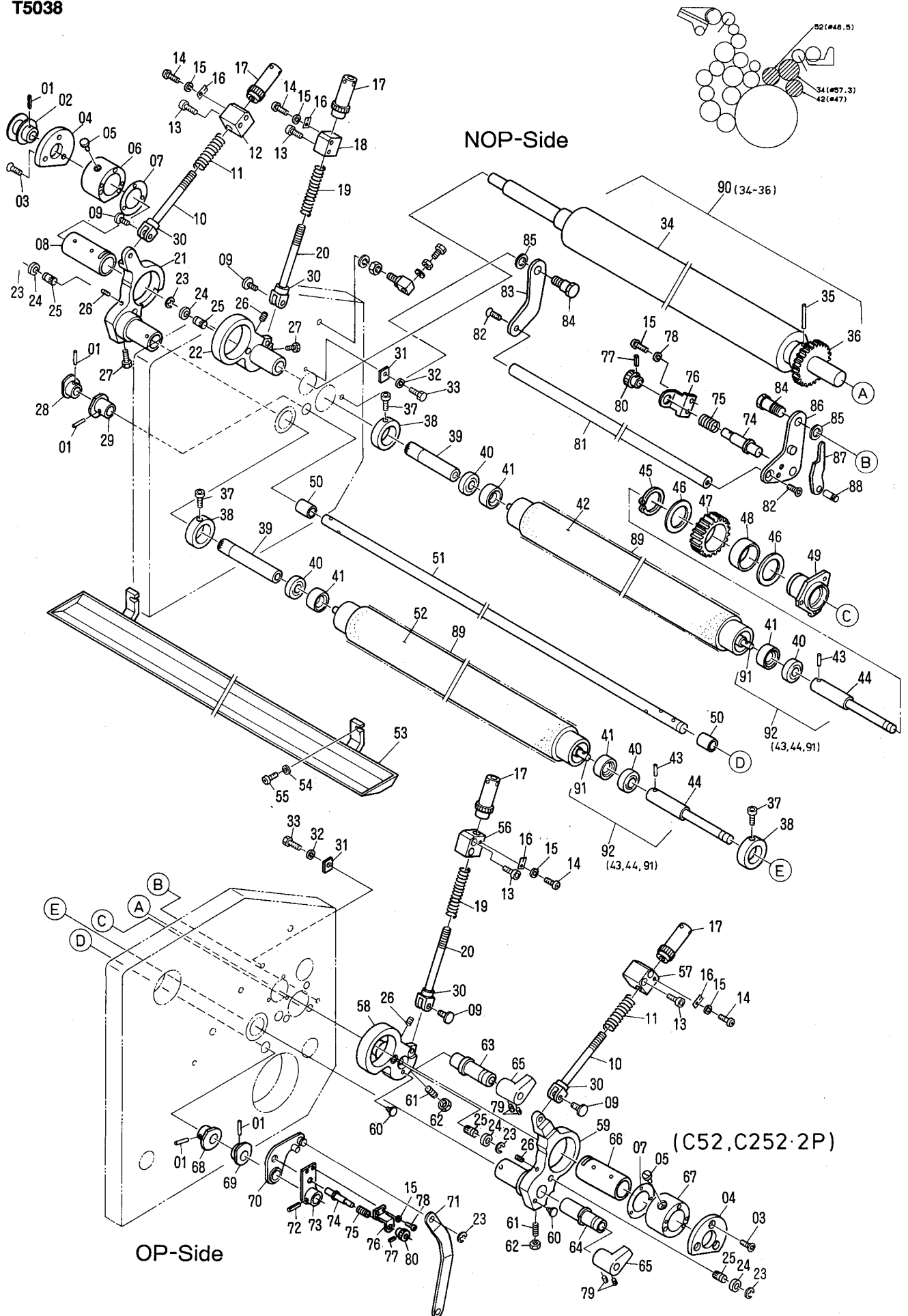


**Dampening Section (C252-2P, C52)  
Dampening Form Roller**

**T5038**

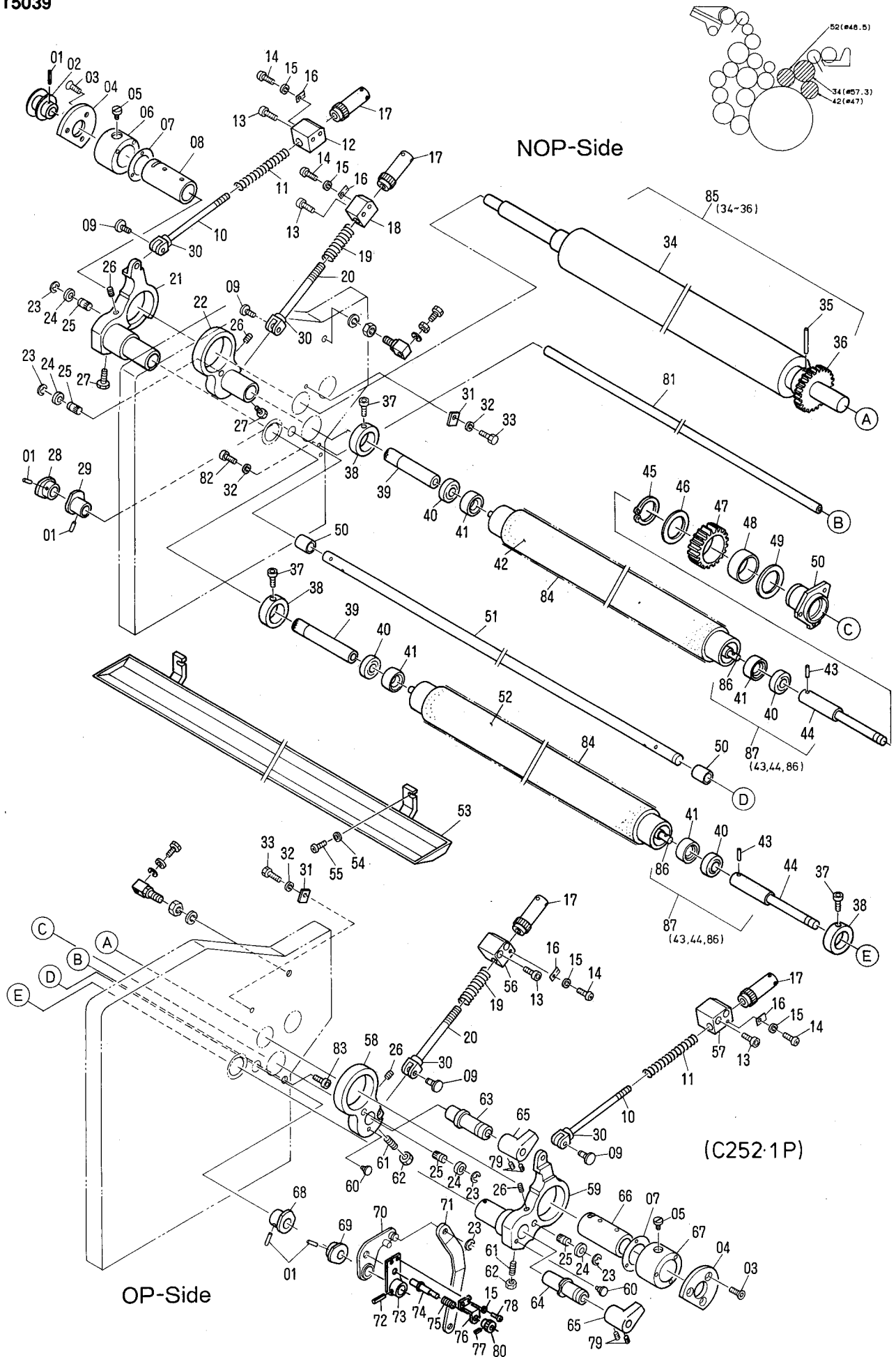
INDEX No.	Parts No.	Description (Remarks)	Unit Per Assy			
			C52E	-SF C52E	C252E	-SF C252E
01	183-205	Roll Pin	5	5	5	5
02	I01-39-3	Oscillation Cam	6	6	6	6
03	122-133	Screw	3	3	3	3
04	7303-12029	Plate	2	2	2	2
05	7303-12022	Screw	2	2	2	2
06	7303-12021	Flange	1	1	1	1
07	7303-12080	Shim	-	-	-	-
08	7303-12023	Bushing	1	1	1	1
09	5803-12031	Pin	4	4	4	4
10	7303-12051	Ajustment Pin	2	2	2	2
11	7303-12045	Spring	2	2	2	2
12	7303-12050	Block	1	1	1	1
13	117-520	Screw	8	8	8	8
14	125-655	Screw	4	4	4	4
15	180-104	Lock Washer	4	4	4	4
16	5803-12037	Flat Spring	4	4	4	4
17	7303-12054	Ajustment Knob	4	4	4	4
18	7303-12048	Block	1	1	1	1
19	7303-12046	Spring	2	2	2	2
20	7303-12053	Ajustment Pin	2	2	2	2
21	7303-12004	Bracket	1	1	1	1
22	7303-12006	Bracket	1	1	1	1
23	181-406	E-Ring	4	4	4	4
24	7303-12078	Collar	4	4	4	4
25	7203-16102	Pin	4	4	4	4
26	145-508	Set Screw	4	4	4	4
27	101-520	Screw	2	2	2	2
28	7303-12028A	Cam	1	1	1	1
29	7303-12027A	Cam	1	1	1	1
30	5803-12032	Spacer	4	4	4	4
31	7303-12033	Stopper	2	2	2	2
32	180-105	Lock Washer	2	2	2	2
33	101-512	Screw	2	2	2	2
34	7303-12024	Oscillation Roller	1	1	1	1
35	5101-05029	Roll Pin	1	1	1	1
36	7303-12034	Gear	1	1	1	1
37	117-410	Screw	3	3	3	3
38	7303-03015	Collar	3	3	3	3
39	7303-12038	Shaft	1	1	1	1
40	250-001.7	Bearing (Brg.#6001LLU)	4	4	4	4
41	7203-16332	Bearing Spacer	4	4	4	4
42	7303-12061A	Form Roller	1	1	1	1
43	183-167	Roll Pin	2	2	2	2
44	7303-12037	Shaft	2	2	2	2
45	181-030	C-Ring	1	1	1	1
46	N-143-02	Spacer	2	2	2	2
47	7303-12043	Gear	1	1	1	1
48	7303-05035	Bearing	1	1	1	1
49	7303-12072	Bracket	1	1	1	1
50	243-620	Bushing	2	2	2	2
51	7303-12032	Shaft	1	1	1	1
52	7303-12062A	Form Roller	1	1	1	1
53	7303-12060	Pan	1	1	1	1
54	184-105	Flat Washer	2	2	2	2
55	125-710	Screw	2	2	2	2
56	7303-12047	Block	1	1	1	1
57	7303-12049	Block	1	1	1	1
58	7303-12005	Bracket	1	1	1	1
59	7303-12003	Bracket	1	1	1	1
60	5803-03005	Pin	2	2	2	2
61	I18-59-1A-3	Snap	2	2	2	2
62	I18-60-3	Nut	2	2	2	2
63	7303-12035	Shaft	1	1	1	1
64	7303-12036	Shaft	1	1	1	1
65	5803-03033	Knob	2	2	2	2
66	7303-12009	Bushing	1	1	1	1
67	7303-12010	Flange	1	1	1	1
68	7303-12025A	Cam	1	1	1	1
69	7303-12026A	Cam	1	1	1	1
70	7303-12079A	Lever	1	1	1	1

T5038





T5039

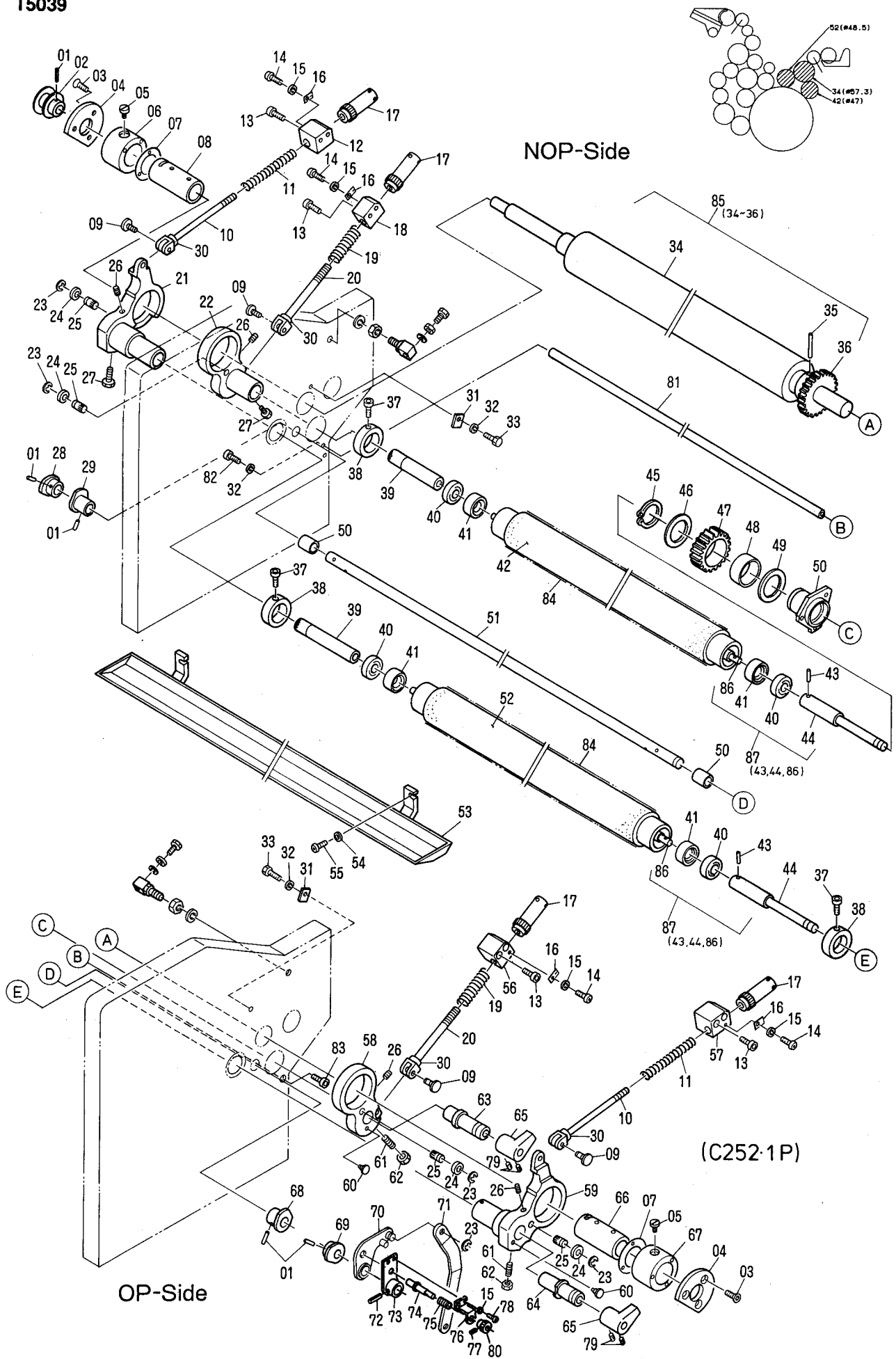


**Dampening Section (C252-1P)  
Dampening Form Roller**

**T5039**

INDEX No.	Parts No.	Description (Remarks)	Unit Per Assy			
			C52E	-SF C52E	C252E	-SF C252E
01	183-205	Roll Pin	0	0	5	5
02	101-39-3	Oscillation Cam	0	0	6	6
03	122-133	Screw	0	0	3	3
04	7303-12029	Plate	0	0	2	2
05	7303-12022	Screw	0	0	2	2
06	7303-12021	Flange	0	0	1	1
07	7303-12080	Shim	0	0	-	-
08	7303-12023	Bushing	0	0	1	1
09	5803-12031	Pin	0	0	4	4
10	7303-12052	Ajustment Pin	0	0	2	2
11	7303-12044	Spring	0	0	2	2
12	7303-12050	Block	0	0	1	1
13	117-520	Screw	0	0	8	8
14	125-655	Screw	0	0	4	4
15	180-104	Lock Washer	0	0	4	4
16	5803-12037	Flat Spring	0	0	4	4
17	7303-12054	Ajustment Knob	0	0	4	4
18	7303-12048	Block	0	0	1	1
19	7303-12045	Spring	0	0	2	2
20	7303-12051	Ajustment Pin	0	0	2	2
21	7303-12004	Bracket	0	0	1	1
22	7303-12002	Blacket	0	0	1	1
23	181-406	E-Ring	0	0	4	4
24	7303-12078	Collar	0	0	4	4
25	7203-16102	Pin	0	0	4	4
26	145-508	Set Screw	0	0	4	4
27	101-520	Screw	0	0	2	2
28	7303-12028A	Cam	0	0	1	1
29	7303-12027A	Cam	0	0	1	1
30	5803-12032	Spacer	0	0	4	4
31	7303-12033	Stopper	0	0	2	2
32	180-105	Lock Washer	0	0	2	2
33	101-512	Screw	0	0	2	2
34	7303-12024	Ocillation Roller	0	0	1	1
35	5101-05029	Roll Pin	0	0	1	1
36	7303-12034	Gear	0	0	1	1
37	117-410	Screw	0	0	3	3
38	7303-03015	Collar	0	0	3	3
39	7303-12038	Shaft	0	0	1	1
40	250-001.7	Bearing (BRG.#6001LLU) (Included in 42, 52)	0	0	4	4
41	7203-16332	Bearing Spacer	0	0	4	4
42	7303-12061A	Form Roller (Included 40, 41)	0	0	1	1
43	183-167	Roll Pin	0	0	2	2
44	7303-12037	Shaft	0	0	2	2
45	181-030	C-Ring	0	0	1	1
46	N-143-02	Spacer	0	0	2	2
47	7303-12043	Gear	0	0	1	1
48	7303-05035	Bearing	0	0	1	1
49	7303-12072	Bracket	0	0	1	1
50	243-620	Bushing	0	0	2	2
51	7303-12031	Shaft	0	0	1	1
52	7303-12062A	Form Roller (Included 40, 41)	0	0	1	1
53	7303-12059	Pan	0	0	1	1
54	184-105	Flat Washer	0	0	2	2
55	125-710	Screw	0	0	2	2
56	7303-12047	Block	0	0	1	1
57	7303-12049	Block	0	0	1	1
58	7303-12001	Blacket	0	0	1	1
59	7303-12003	Blacket	0	0	1	1
60	5803-03005	Pin	0	0	2	2
61	I18-59-1A-3	Snap	0	0	2	2
62	I18-60-3	Nut	0	0	2	2
63	7303-12035	Shaft	0	0	1	1
64	7303-12036	Shaft	0	0	1	1
65	5803-03033	Knob	0	0	2	2
66	7303-12009	Bushing	0	0	1	1
67	7303-12010	Flange	0	0	1	1
68	7303-12025A	Cam	0	0	1	1
69	7303-12026A	Cam	0	0	1	1
70	7303-12079A	Lever	0	0	1	1

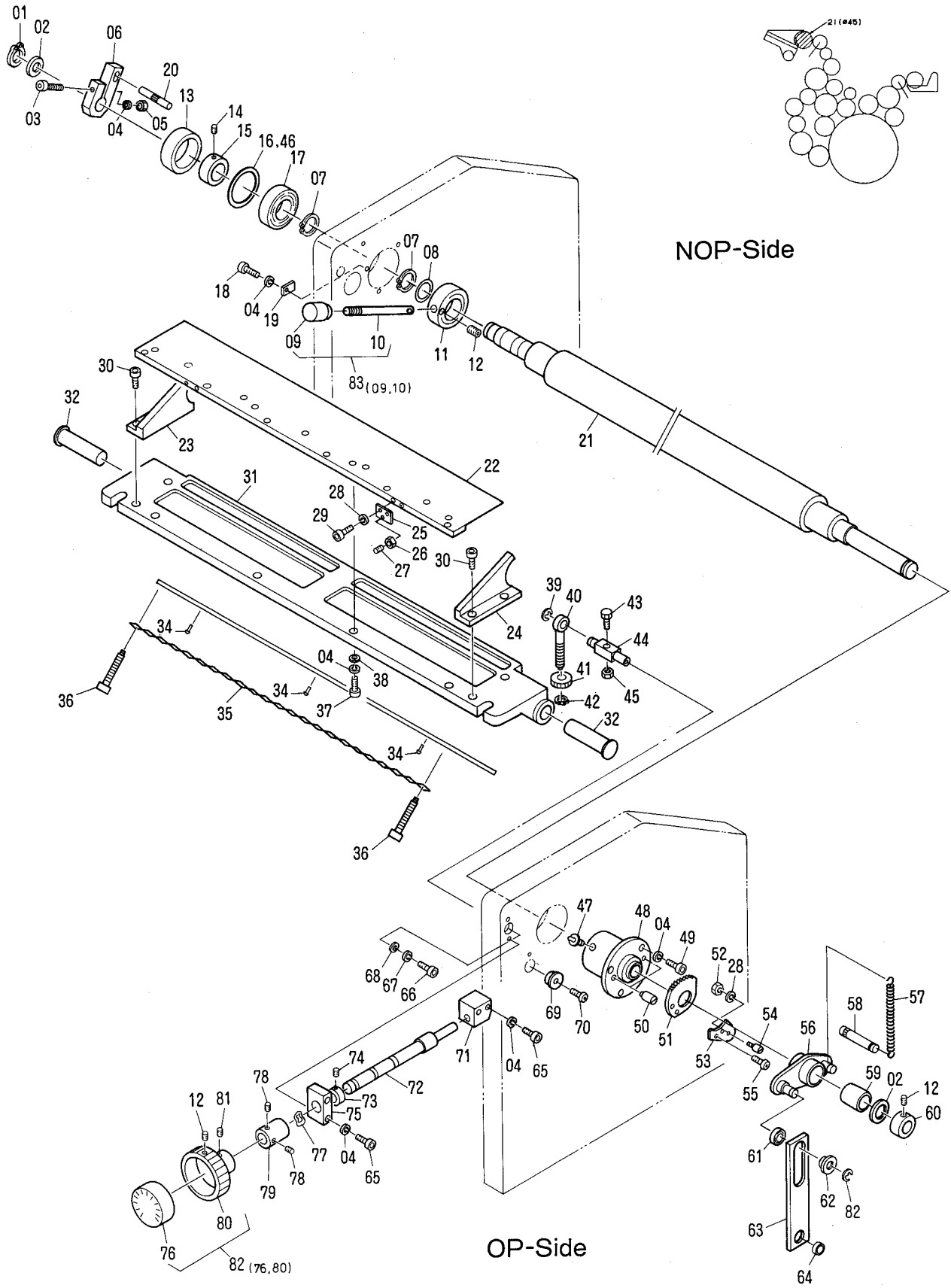
T5039







T5040



NOP-Side

OP-Side

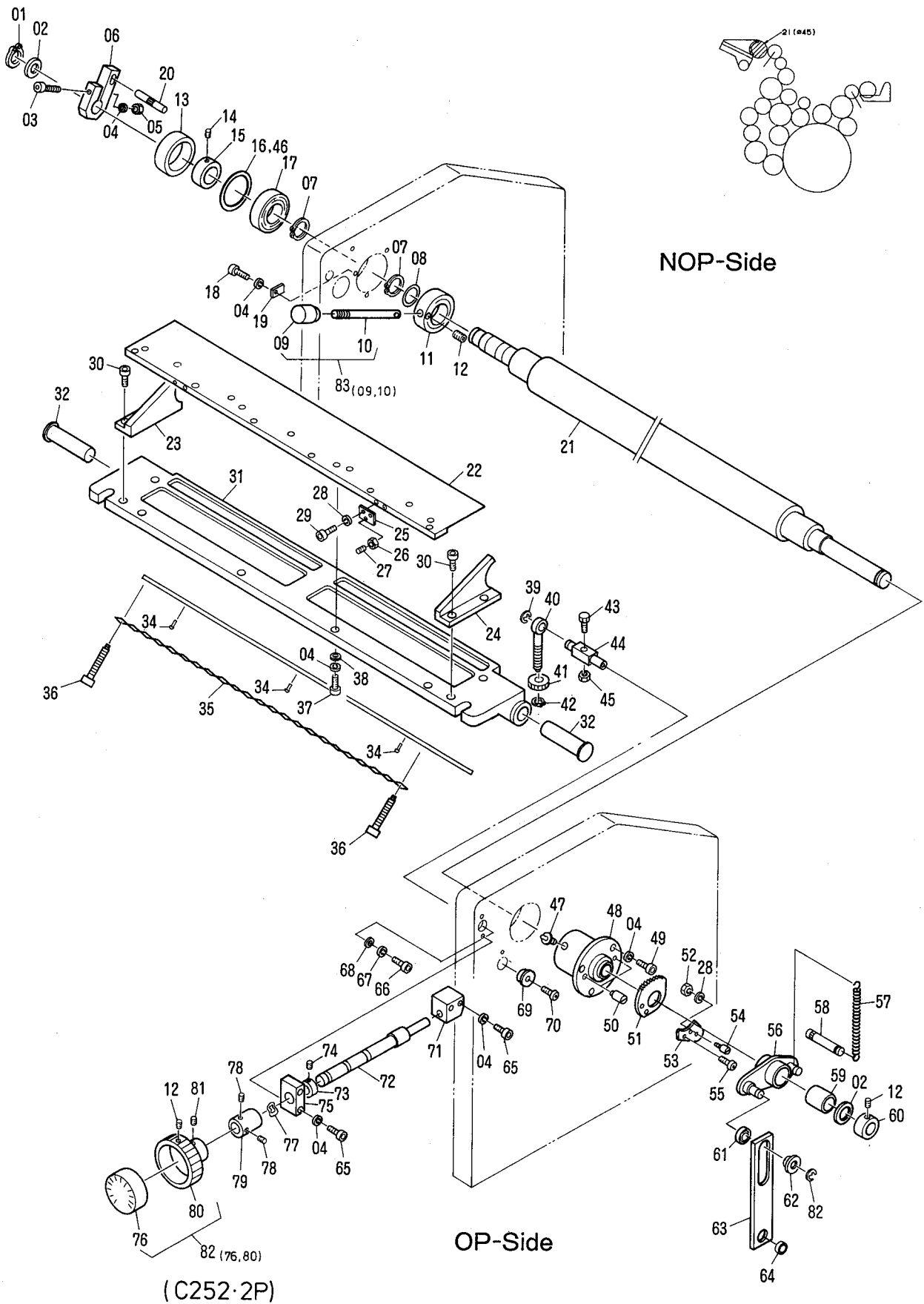
(C252·2P)

Ink Fountain (C252-2P, C52)

T5040

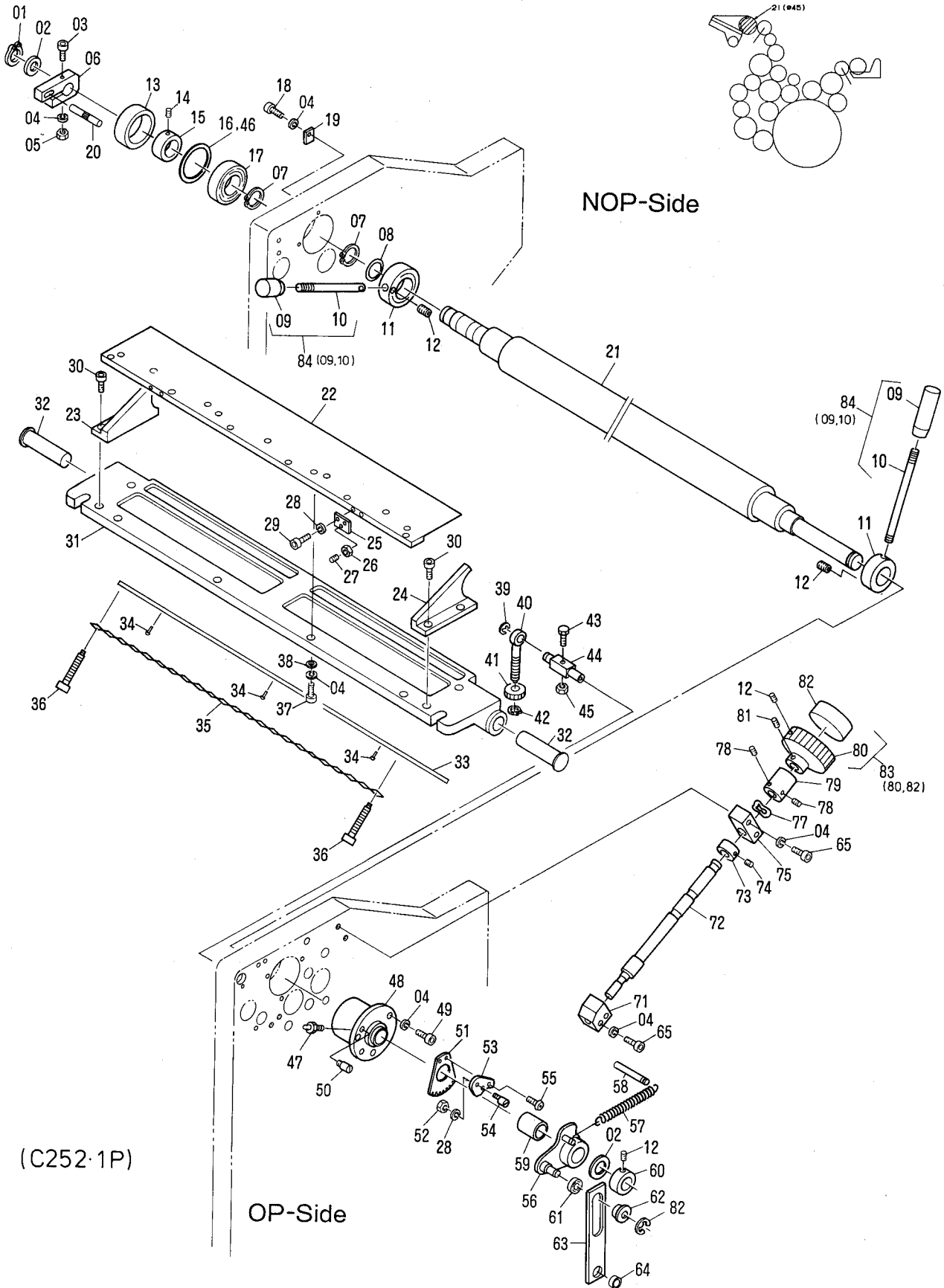
INDEX No.	Parts No.	Description (Remarks)	Unit Per Assy			
			C52E	-SF C52E	C252E	-SF C252E
01	181-016	C-Ring	1	1	1	1
02	CK08-63	Spacer	2	2	2	2
03	117-532	Screw	1	1	1	1
04	180-105	Lock Washer	9	9	9	9
05	I31-10-3	Nut	1	1	1	1
06	7203-02043	Brake	1	1	1	1
07	181-020	C-Ring	1	1	1	1
08	7303-06027	Spacer	1	1	1	1
09	R-118-01	Knob	1	1	1	1
10	7303-02005	Shaft	1	1	1	1
11	7303-02004	Collar	1	1	1	1
12	145-505	Set Screw	3	3	3	3
13	7303-02006	Bearing Spacer	1	1	1	1
14	145-506	Set Screw	1	1	1	1
15	A62-27-3	Collar	1	1	1	1
16	7303-02035	Shim	-	-	-	-
17	M02-02-3	Bearing (BRG.#6204ZZ)	1	1	1	1
18	117-510	Screw	1	1	1	1
19	7303-02007	Plate	1	1	1	1
20	225-0832.01	Pin	1	1	1	1
21	7303-02001	Ink Fountain Roller	1	1	1	1
22	7303-02013A	Blade	1	1	1	1
23	7303-02011	Bracket	1	1	1	1
24	7303-02012	Bracket	1	1	1	1
25	7303-02018	Plate	2	2	2	2
26	C-216A-01	Nut	2	2	2	2
27	145-412	Set Screw	2	2	2	2
28	180-104	Lock Washer	4	4	4	4
29	117-410	Screw	2	2	2	2
30	117-470	Screw	4	4	4	4
31	7303-02010	Ink Fountain	1	1	1	1
32	7303-02009	Pivot Pin	2	2	2	2
33	7303-02020	Scale Plate	1	1	1	1
34	H11-50-3	Stud Screw	3	3	3	3
35	7303-02031	Wire	1	1	1	1
36	I02-05-3	Ajustment Screw	23	23	23	23
37	117-520	Screw	4	4	4	4
38	184-105	Flat Washer	4	4	4	4
39	181-408	E-Ring	2	2	2	2
40	7303-02016	Screw	2	2	2	2
41	R-219	Nut	2	2	2	2
42	181-006	C-Ring	2	2	2	2
43	101-375A	Screw	2	2	2	2
44	7303-02015	Pin	2	2	2	2
45	170-106	Nut	2	2	2	2
46	7303-02036	Shim	-	-	-	-
47	323-101	Grease Nipple	1	1	1	1
48	7303-02002	Bushing	1	1	1	1
49	117-515	Screw	3	3	3	3
50	7203-02016	Pin	2	2	2	2
51	7203-02059	Gear	1	1	1	1
52	170-104	Nut	2	2	2	2
53	7203-02020	Plate	1	1	1	1
54	7203-02022	Pin	1	1	1	1
55	125-658	Screw	2	2	2	2
56	7303-02027A	Lever	1	1	1	1
57	7303-02021	Spring	1	1	1	1
58	4808-04029	Pin	1	1	1	1
59	7203-02039	Clutch	1	1	1	1
60	M05-37-3	Collar	1	1	1	1
61	7203-02045	Bearing (BRG.W688ZZ)	1	1	1	1
62	7303-02025	Washer	1	1	1	1
63	7303-02023A	Drive Link	1	1	1	1
64	7303-02029	Bushing (Included in 63)	1	1	1	1
65	117-531	Screw	4	4	4	4
66	117-365	Screw	1	1	1	1
67	180-106	Lock Washer	1	1	1	1
68	184-106	Flat Washer	1	1	1	1
69	5203-11007	Plate	1	1	1	1
70	125-708	Screw	1	1	1	1

T5040





T5041

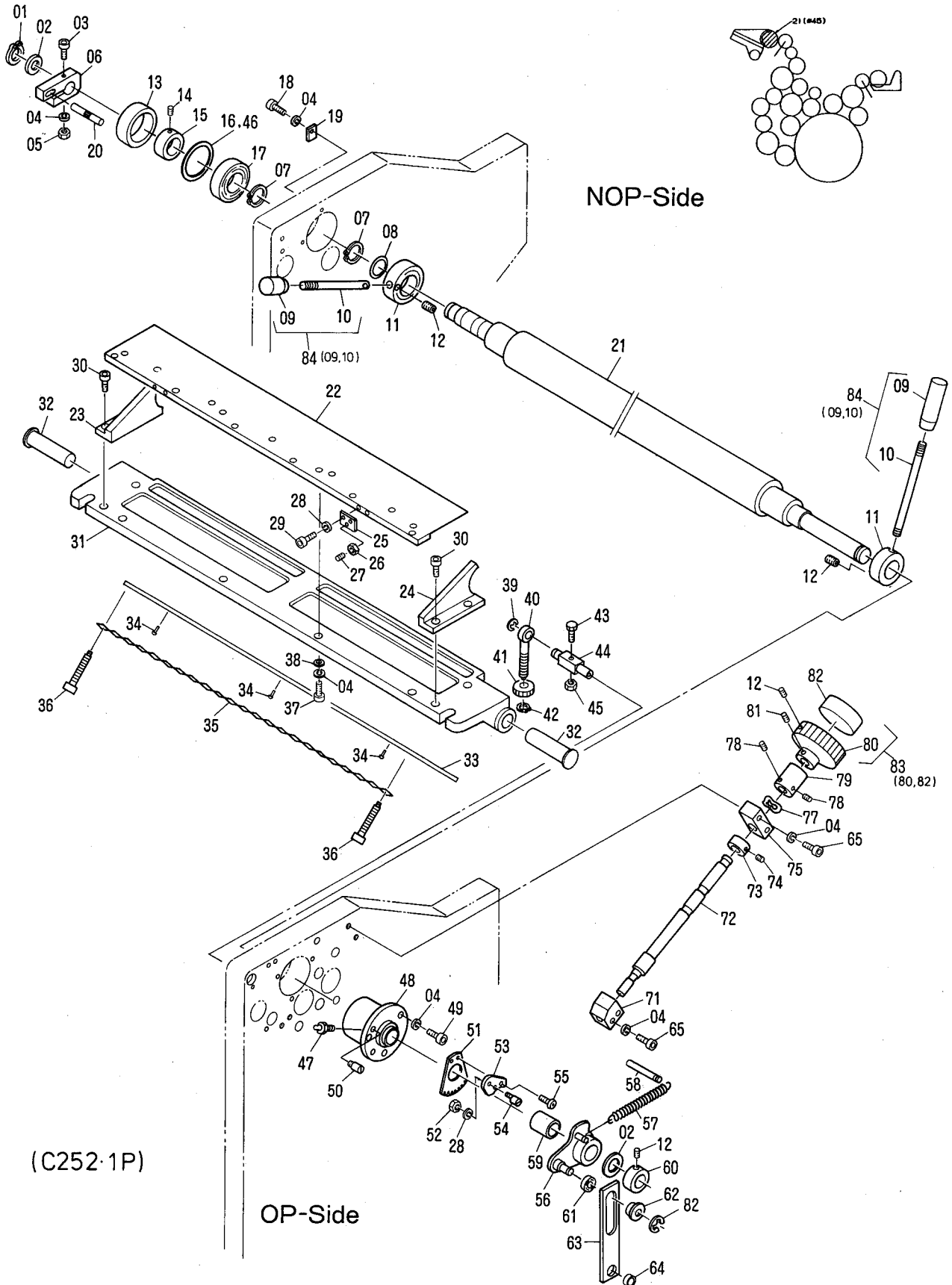


Ink Fountain (C252-1P)

T5041

INDEX No.	Parts No.	Description (Remarks)	Unit Per Assy			
			C52E	-SF C52E	C252E	-SF C252E
01	181-016	C-Ring	0	0	1	1
02	CK08-63	Spacer	0	0	2	2
03	117-532	Screw	0	0	1	1
04	180-105	Lock Washer	0	0	9	9
05	I31-10-3	Nut	0	0	1	1
06	7203-02043	Brake	0	0	1	1
07	181-020	C-Ring	0	0	1	1
08	7303-06027	Spacer	0	0	1	1
09	R-118-01	Knob	0	0	1	1
10	7303-02005	Shaft	0	0	1	1
11	7303-02004	Collar	0	0	1	1
12	145-505	Set Screw	0	0	3	3
13	7303-02006	Bearing Spacer	0	0	1	1
14	145-506	Set Screw	0	0	1	1
15	A62-27-3	Collar	0	0	1	1
16	7303-02035	Shim	0	0	-	-
17	M02-02-3	Bearing (BRG.#6204ZZ)	0	0	1	1
18	117-510	Screw	0	0	1	1
19	7303-02007	Plate	0	0	1	1
20	225-0832.01	Pin	0	0	1	1
21	7303-02001	Ink Fountain Roller	0	0	1	1
22	7303-02013A	Blade	0	0	1	1
23	7303-02011	Bracket	0	0	1	1
24	7303-02012	Bracket	0	0	1	1
25	7303-02018	Plate	0	0	2	2
26	C-216A-01	Nut	0	0	2	2
27	145-412	Set Screw	0	0	2	2
28	180-104	Lock Washer	0	0	4	4
29	117-410	Screw	0	0	2	2
30	117-470	Screw	0	0	4	4
31	7303-02010	Ink Fountain	0	0	1	1
32	7303-02009	Pivot Pin	0	0	2	2
33	7303-02020	Scale Plate	0	0	1	1
34	H11-50-3	Stud Screw	0	0	3	3
35	7303-02031	Wire	0	0	1	1
36	I02-05-3	Ajustment Screw	0	0	23	23
37	117-520	Screw	0	0	4	4
38	184-105	Flat Washer	0	0	4	4
39	181-408	E-Ring	0	0	2	2
40	7303-02016	Screw	0	0	2	2
41	R-219	Nut	0	0	2	2
42	181-006	C-Ring	0	0	2	2
43	101-375A	Screw	0	0	2	2
44	7303-02015	Pin	0	0	2	2
45	170-106	Nut	0	0	2	2
46	7303-02036	Shim	0	0	-	-
47	323-101	Grease Nipple	0	0	1	1
48	7303-02003	Bushing	0	0	1	1
49	117-515	Screw	0	0	3	3
50	7203-02016	Pin	0	0	2	2
51	7303-02028	Gear	0	0	1	1
52	170-104	Nut	0	0	2	2
53	7203-02020	Plate	0	0	1	1
54	7203-02022	Pin	0	0	1	1
55	125-658	Screw	0	0	2	2
56	7303-02026A	Lever	0	0	1	1
57	7303-02021	Spring	0	0	1	1
58	4808-04029	Pin	0	0	1	1
59	7203-02039	Clutch	0	0	1	1
60	M05-37-3	Collar	0	0	1	1
61	7203-02045	Bearing (BRG.W688ZZ)	0	0	1	1
62	7303-02025	Washer	0	0	1	1
63	7303-02022A	Drive Link (Included 64)	0	0	1	1
64	7303-02029	Bushing (Included in 63)	0	0	1	1
65	117-531	Screw	0	0	4	4
66	117-365	Screw	0	0	1	1
67	180-106	Lock Washer	0	0	1	1
68	184-106	Flat Washer	0	0	1	1
69	5203-11007	Plate	0	0	1	1
70	125-708	Screw	0	0	1	1

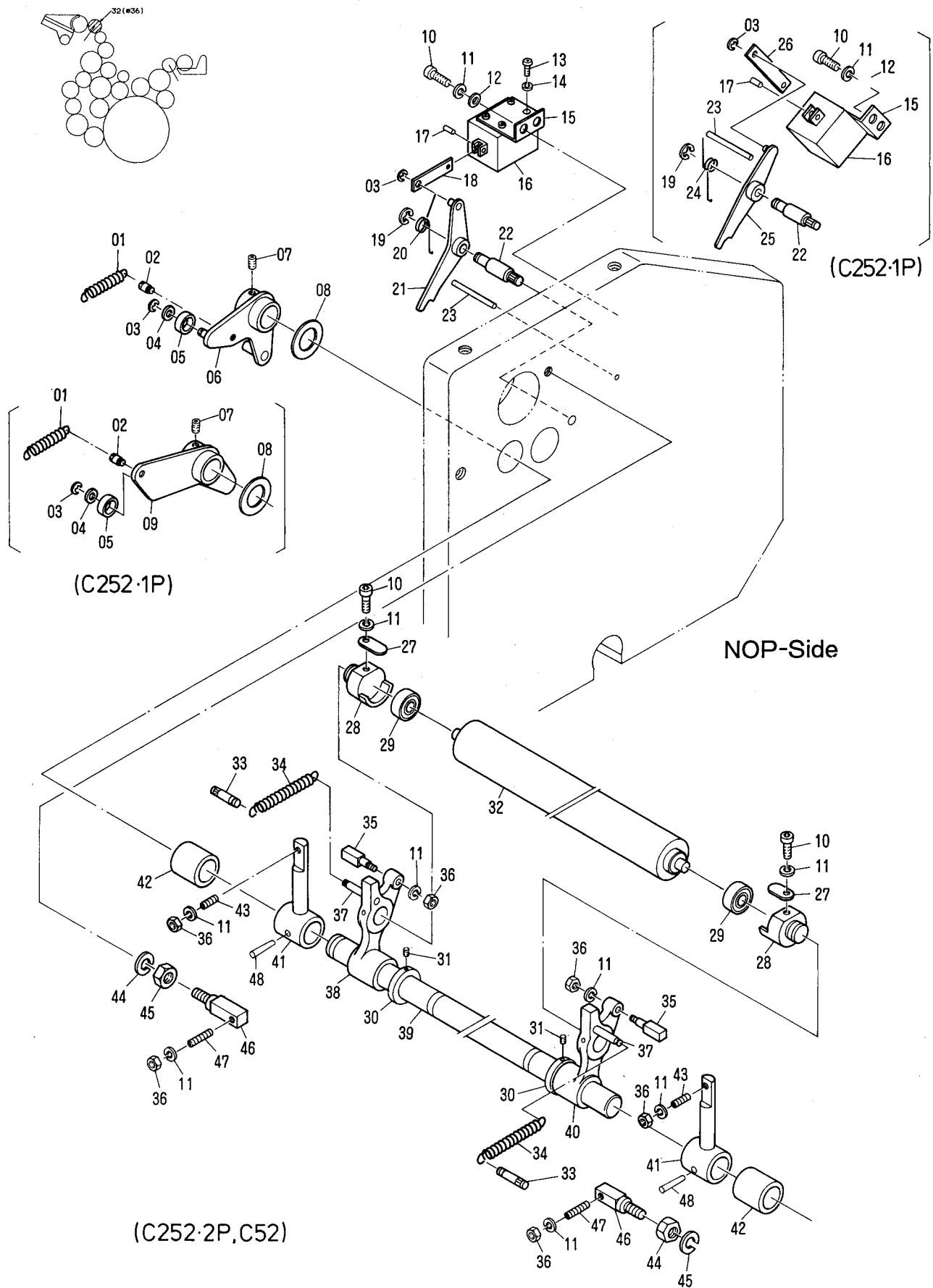
T5041





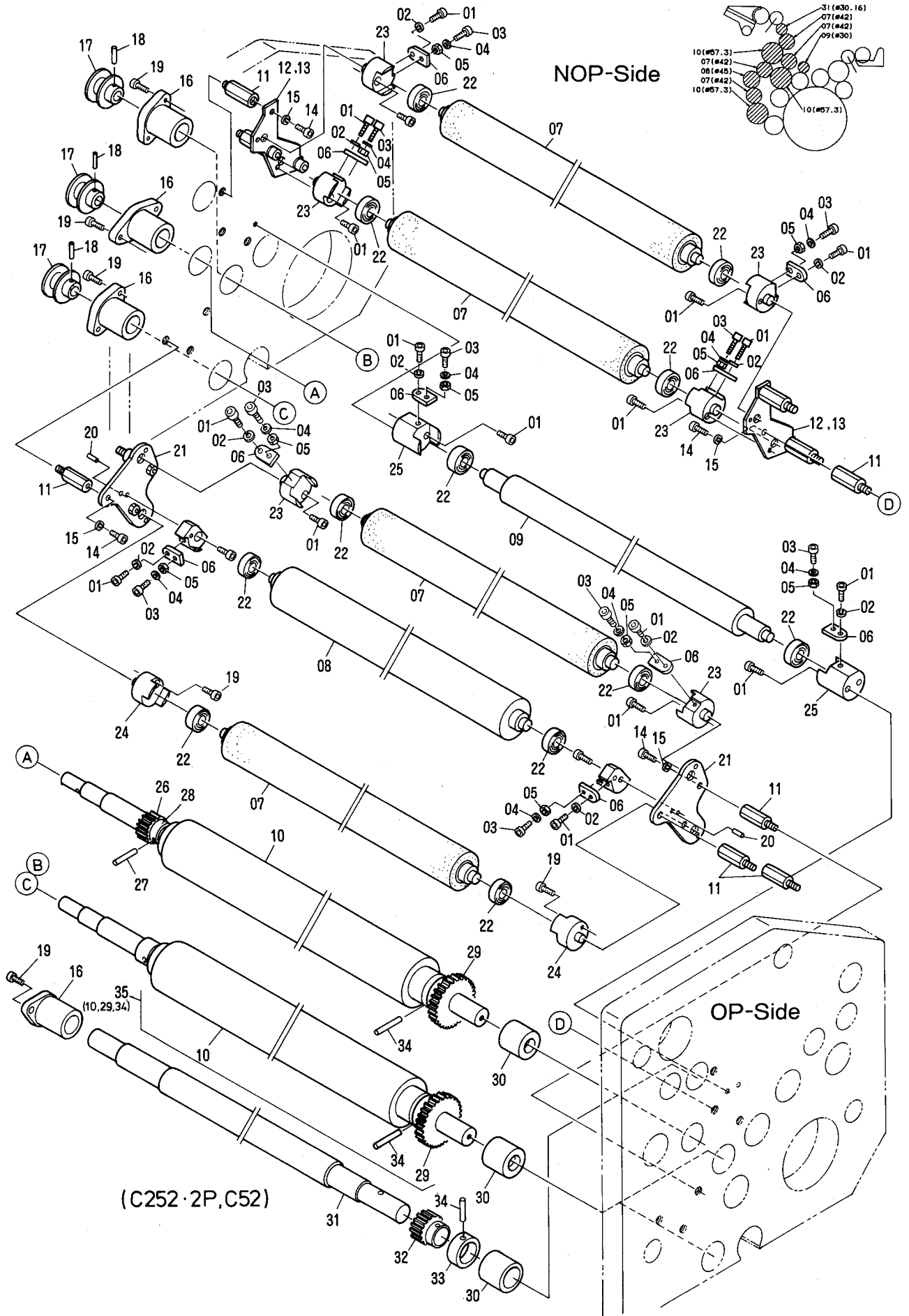


T5042



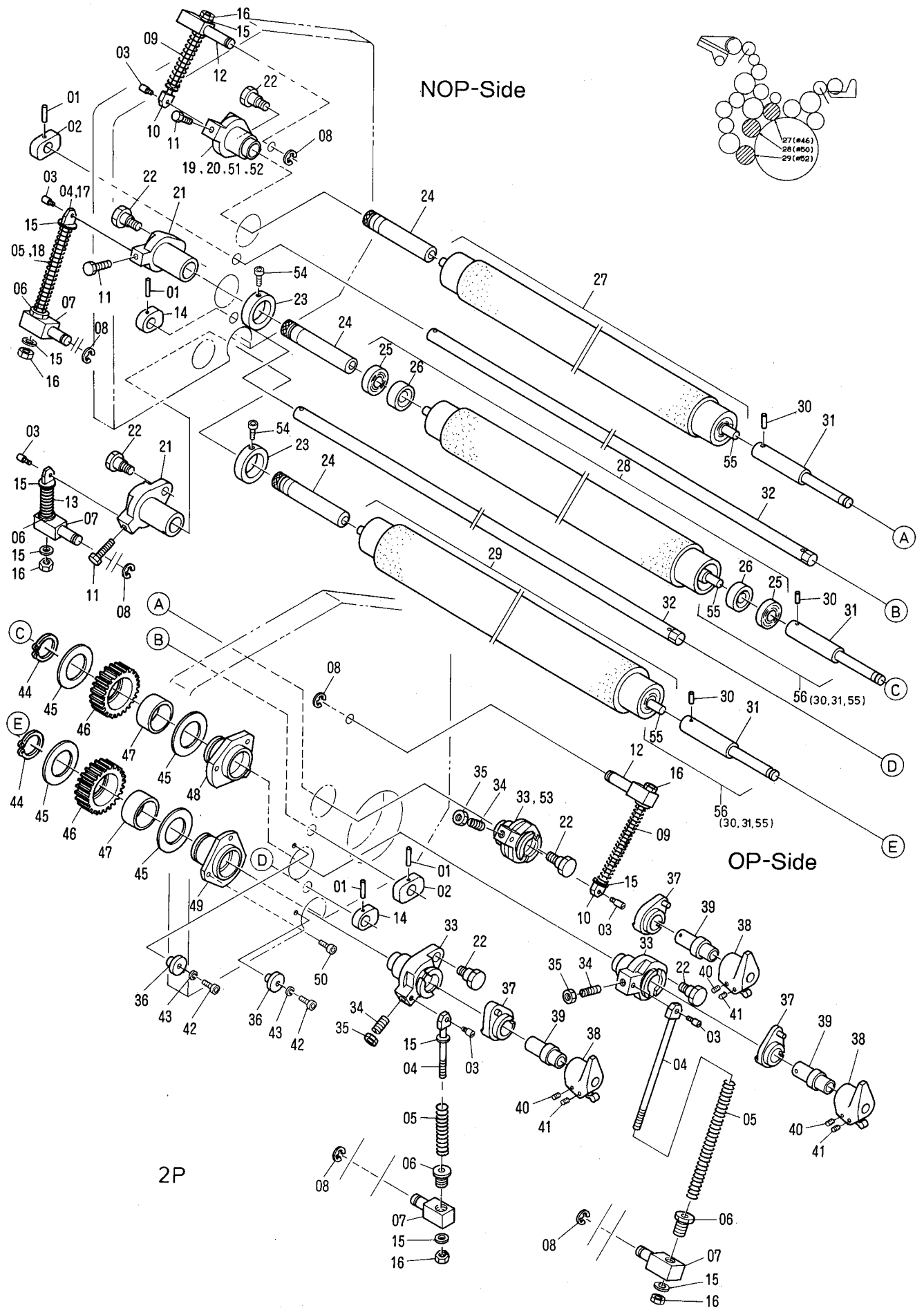


T5043



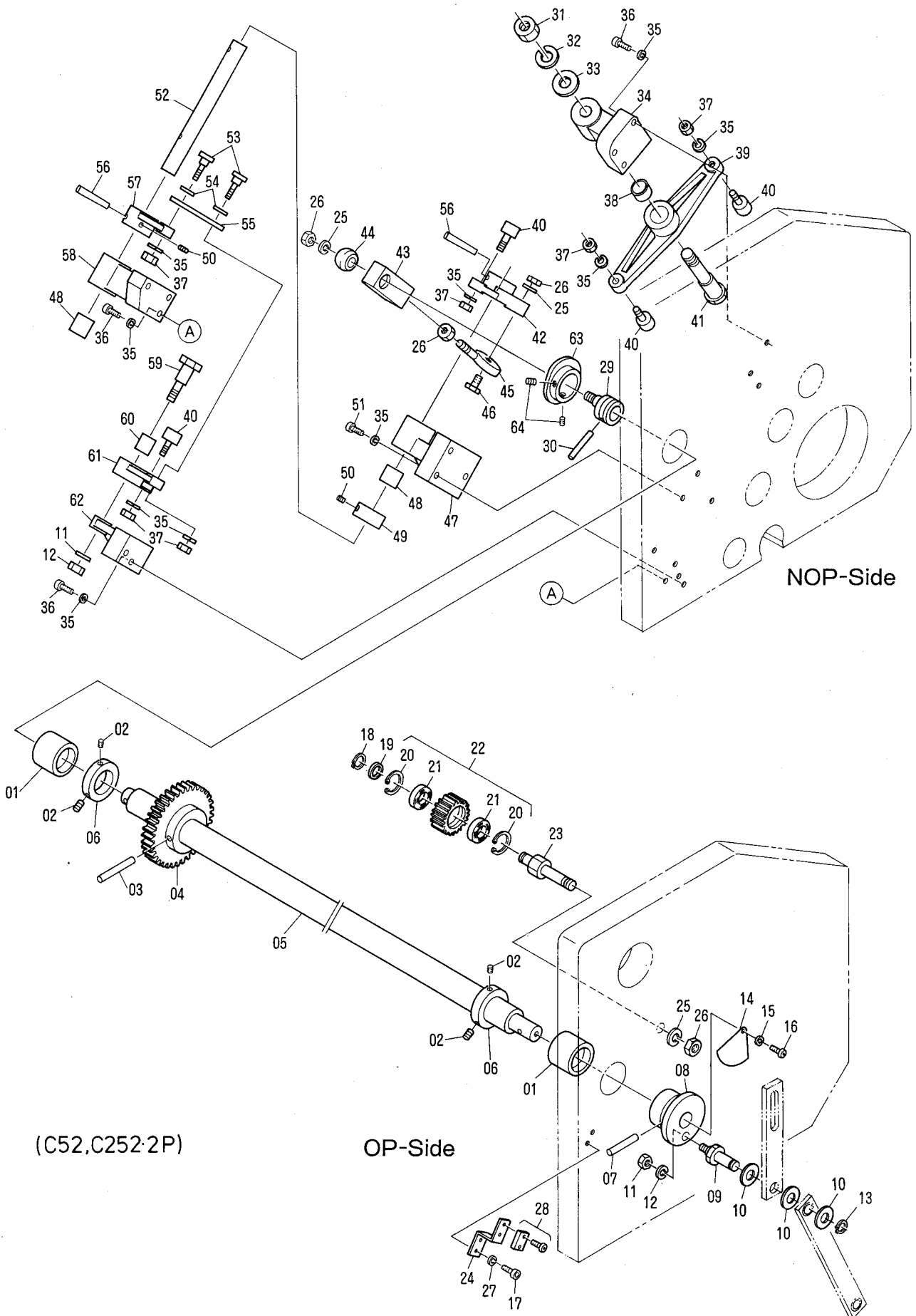


T5044





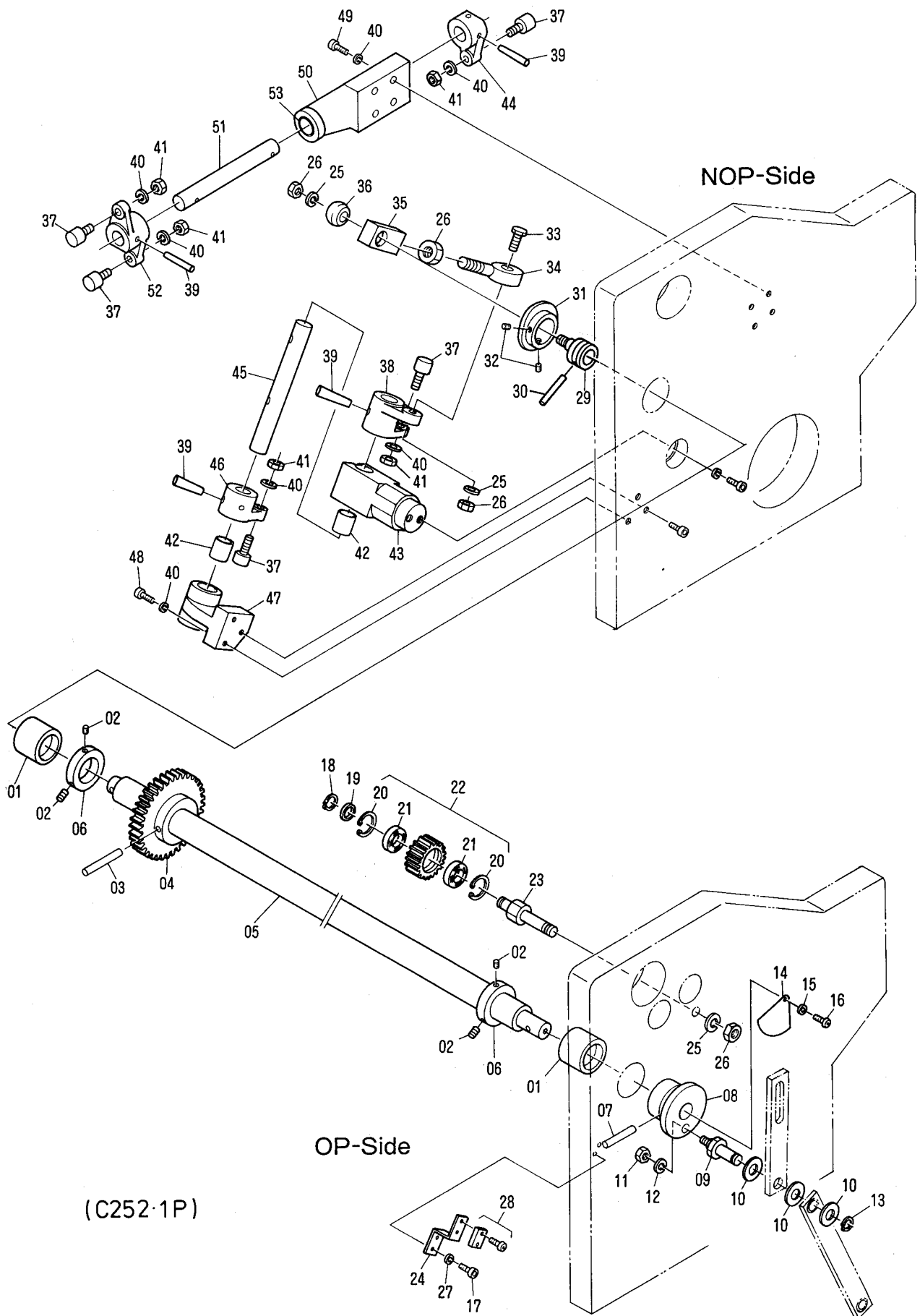
T5045



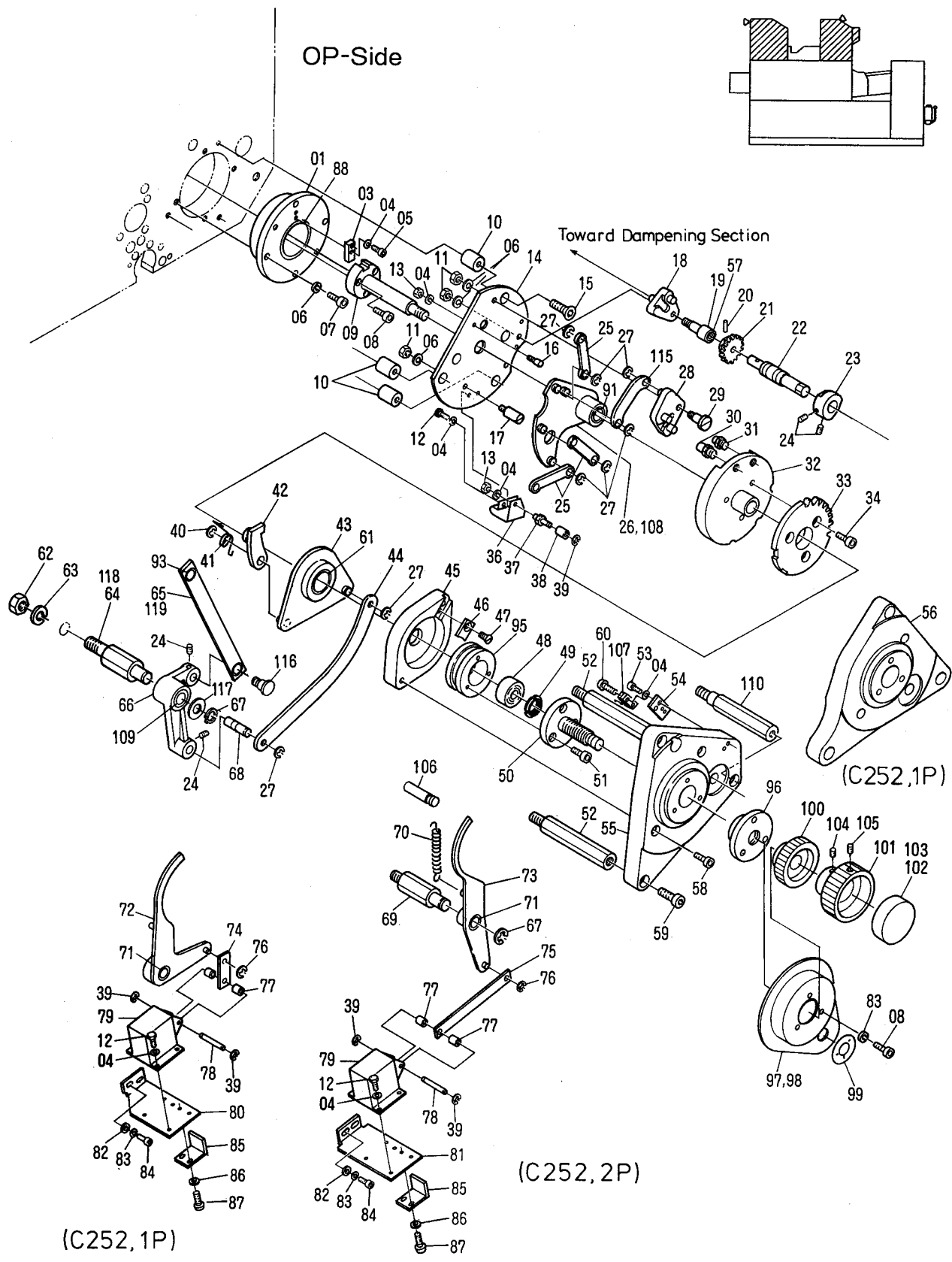




T5046



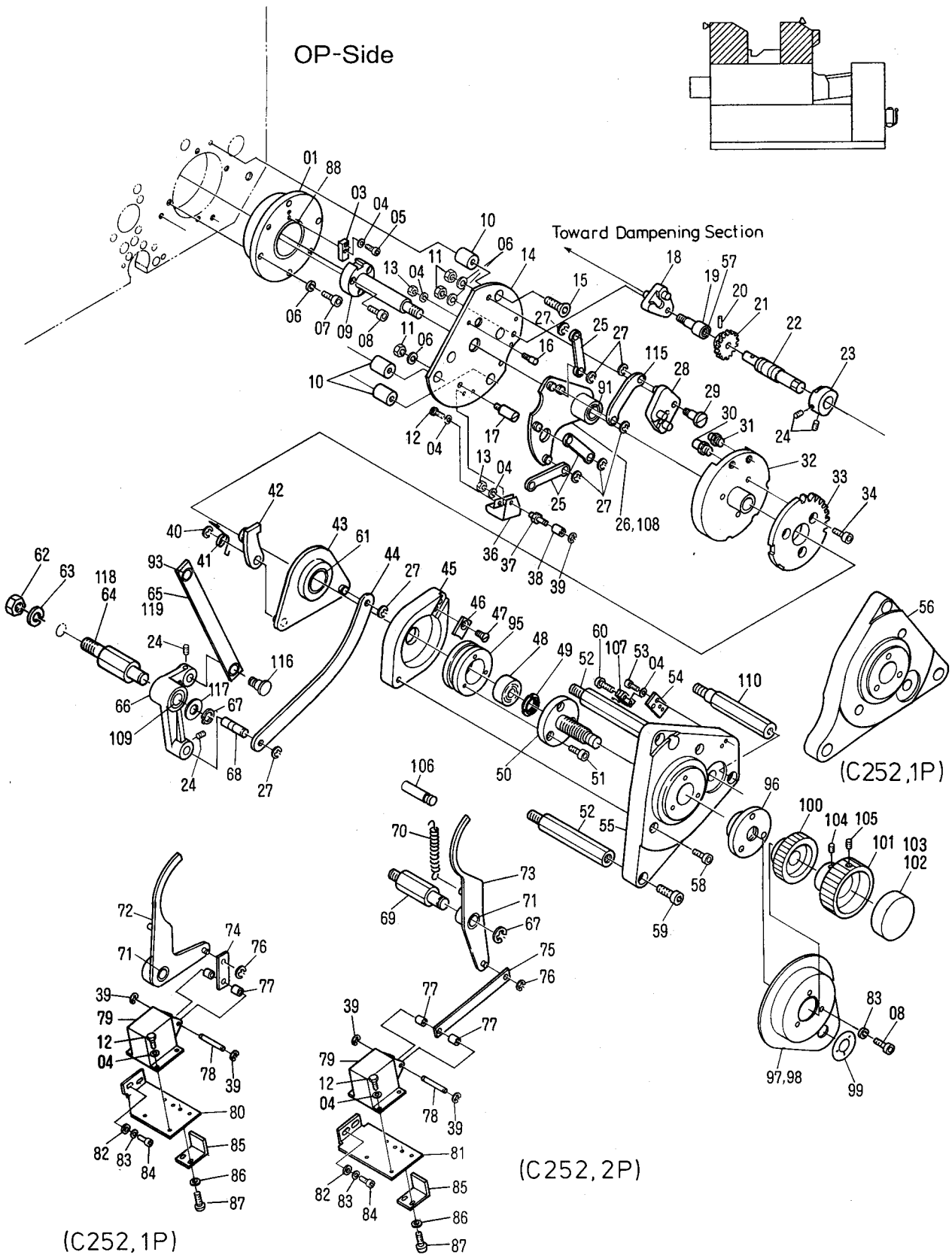




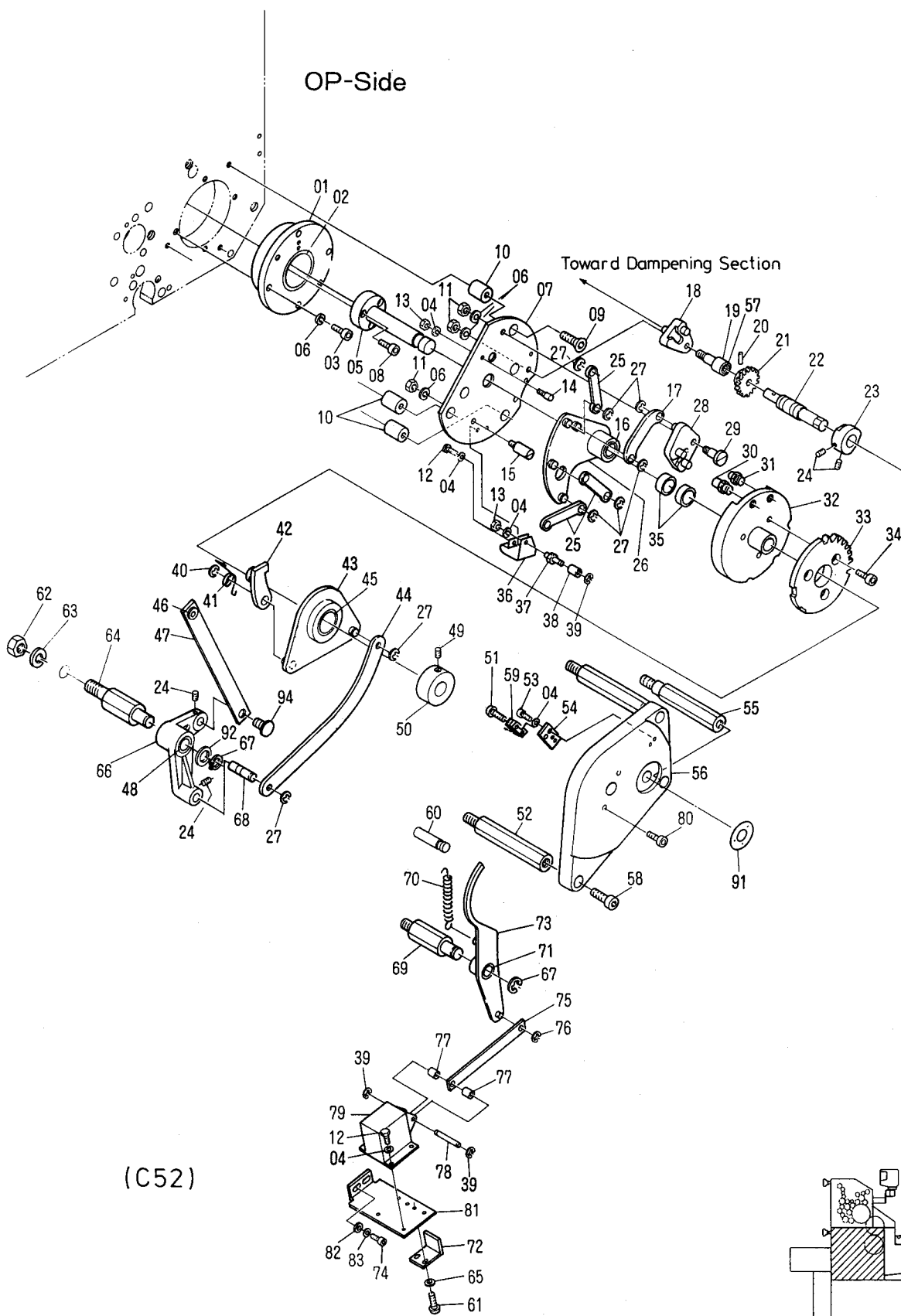
Single Lever Mechanism ( C252-1P-2P )

T5047

INDEX No.	Parts No.	Description (Remarks)	Unit Per Assy			
			C52E	-SF C52E	C252E	-SF C252E
01	7302-04039A	Flange (Included 88)	0	0	2	2
02						
03	7202-04170	Key	0	0	2	2
04	180-104	Lock Washer	0	0	14	14
05	117-412	Screw	0	0	2	2
06	180-106	Lock Washer	0	0	8	8
07	117-518	Screw	0	0	8	8
08	117-415	Screw	0	0	6	6
09	7202-04169	Shaft	0	0	2	2
10	5103-08078	Spacer	0	0	6	6
11	170-106	Nut	0	0	6	6
12	125-655	Screw	0	0	10	10
13	170-104	Nut	0	0	2	2
14	7203-08018	Single Lever Plate	0	0	2	2
15	122-185	Screw	0	0	6	6
16	I18-11-3	Screw	0	0	4	4
17	7203-08024	Stopper	0	0	2	2
18	7203-08020A	Lever	0	0	2	2
19	7203-08023A	Pin (Included 57)	0	0	2	2
20	183-182	Roll Pin	0	0	2	2
21	5103-08011	Gear	0	0	2	2
22	5103-08012	Pin	0	0	2	2
23	7203-08014	Cam	0	0	2	2
24	145-506	Set Screw	0	0	6	6
25	7303-08005	Link	0	0	5	5
26	7303-08006B	Plate (Included 35)	0	0	1	1
27	181-406	E-Ring	0	0	14	14
28	7203-08021A	Lever	0	0	2	2
29	7203-08033	Pin	0	0	2	2
30	I18-04-3	Stud Pin	0	0	2	2
31	I18-03-3	Stud Pin	0	0	2	2
32	7203-08019	Single Lever Cam	0	0	2	2
33	7203-08026	Gear	0	0	2	2
34	117-362	Screw	0	0	6	6
36	7203-08025	Bracket	0	0	2	2
37	7203-08016	Pivot Pin	0	0	2	2
38	CP03-26	Needle Bearing	0	0	2	2
39	181-403	E-Ring	0	0	4	4
40	181-408	E-Ring	0	0	2	2
41	5103-08049	Spring	0	0	2	2
42	5103-08020A	Latch	0	0	2	2
43	7203-08034A	Lever (Included 61)	0	0	2	2
44	7203-08009	Link	0	0	2	2
45	5102-16023	Spacer	0	0	2	2
46	7202-04091	Key Plate	0	0	2	2
47	122-115	Screw	0	0	2	2
48	7202-04180	Bearing (BRG. 5200)	0	0	2	2
49	7202-04094	U-Nut	0	0	2	2
50	7202-04046	Adjustment Shaft	0	0	2	2
51	117-515	Screw	0	0	6	6
52	7202-04062	Stud	0	0	6	6
53	117-410	Screw	0	0	4	4
54	7203-08015	Bracket	0	0	2	2
55	7302-04192	Bracket (C252-2P)	0	0	1	1
56	7302-04063	Bracket (C252-1P)	0	0	1	1
57	243-608	Bushing (Included in 19)	0	0	2	2
58	117-375	Screw	0	0	2	2
59	117-480	Screw	0	0	2	2
60		Screw	0	0	2	2
61	243-650	Bushing (Included in 43)	0	0	4	4
62	170-112	Nut	0	0	2	2
63	180-112	Lock Washer	0	0	2	2
64	7303-08010	Stud	0	0	1	1
65	7303-08001A	Link (C252-1P) (Included 93)	0	0	2	2
66	7303-08003A	Lever	0	0	2	2
67	181-015	C-Ring	0	0	4	4
68	7203-08028	Joint Pin	0	0	2	2
69	7203-08005	Stud	0	0	2	2
70	128-31-01-3	Spring	0	0	2	2





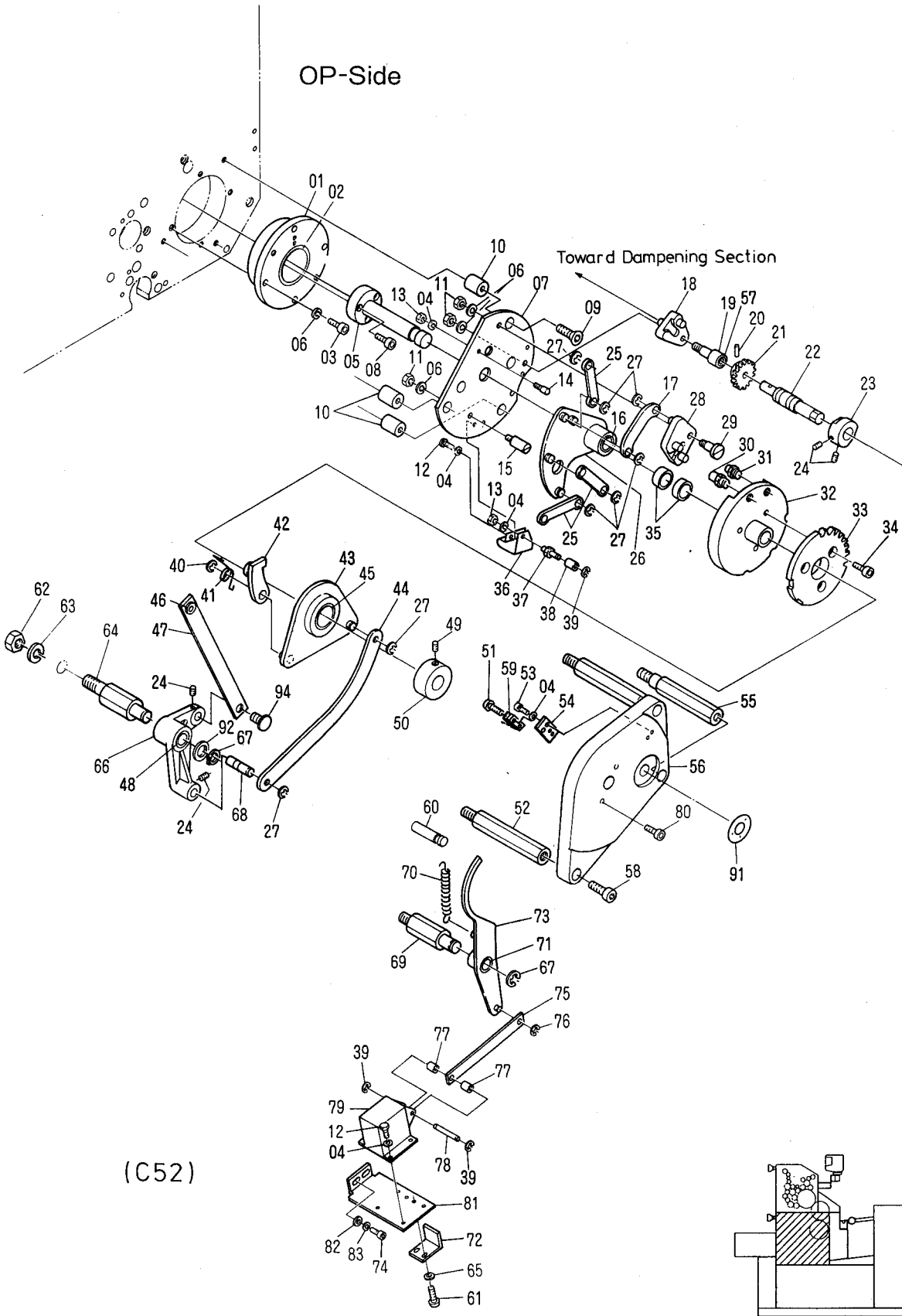




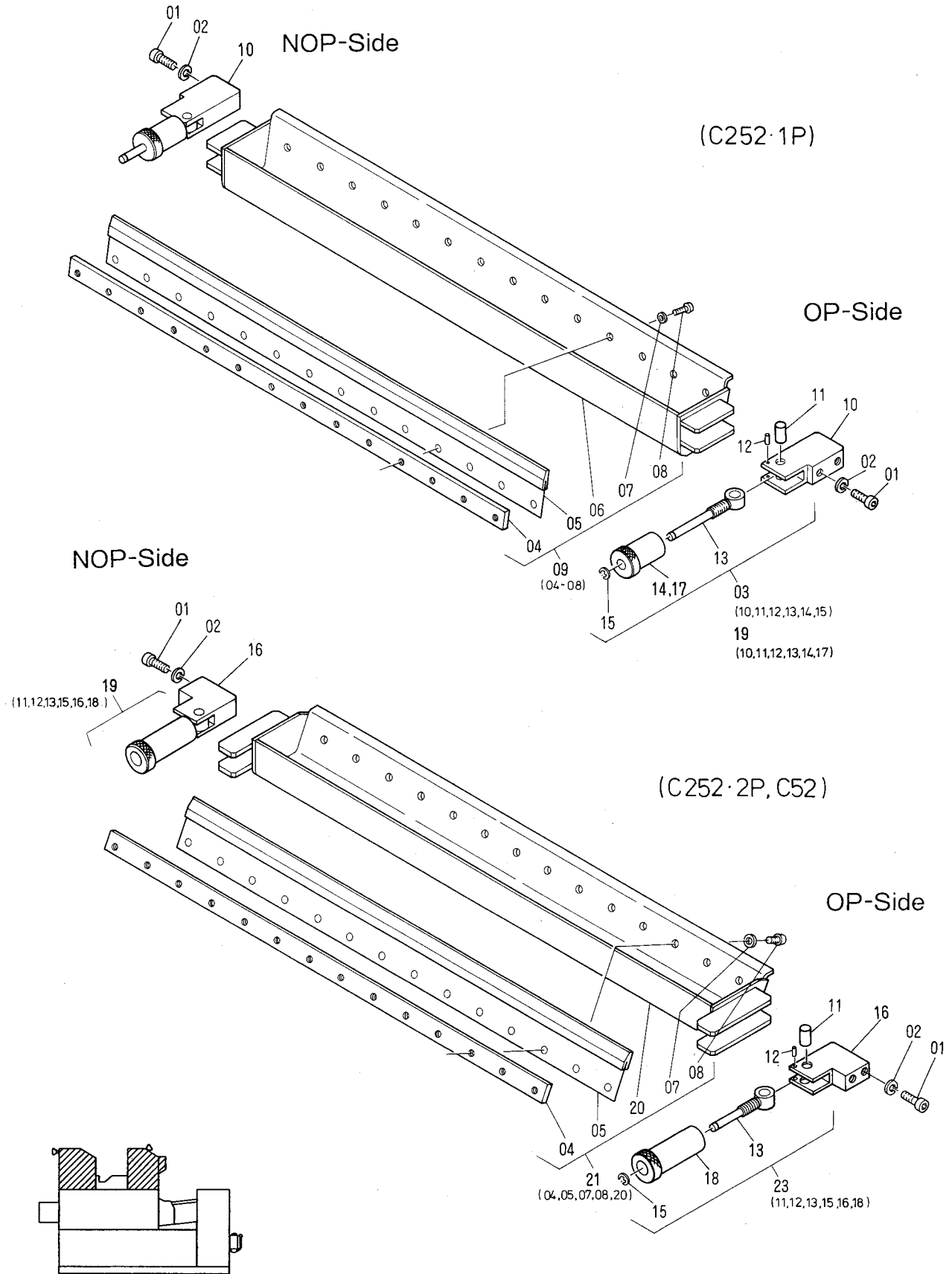
## Single Lever Mechanism ( C52 )

T5048

INDEX No.	Parts No.	Description (Remarks)	Unit Per Assy			
			C52	-SF C52E	C252E	-SF C252E
01	7302-04039A	Flange (Included 02)	1	1	0	0
02	7302-04036	Bushing[Included in 01]	1	1	0	0
03	117-518	Screw	4	4	0	0
04	180-104	Lock Washer	6	6	0	0
05	7202-04075	Shaft	1	1	0	0
06	180-106	Lock Washer	7	7	0	0
07	7203-08018	Single Lever Plate	1	1	0	0
08	117-415	Screw	3	3	0	0
09	122-185	Screw	3	3	0	0
10	5103-08078	Spacer	3	3	0	0
11	170-106	Nut	3	3	0	0
12	125-655	Screw	6	6	0	0
13	170-104	Nut	4	4	0	0
14	118-11-3	Screw	2	2	0	0
15	7203-08024	Stopper	1	1	0	0
16	243-627	Bushing[Included in 26]	1	1	0	0
17	7203-08011	Link	1	1	0	0
18	7203-08020A	Lever	1	1	0	0
19	7203-08023A	Pin (Included 57)	1	1	0	0
20	183-182	Roll Pin	1	1	0	0
21	5103-08011	Gear	1	1	0	0
22	5103-08012	Pin	1	1	0	0
23	7203-08014	Cam	1	1	0	0
24	145-506	Set Screw	3	3	0	0
25	7303-08005	Link	3	3	0	0
26	7303-08007B	Plate (Included 16)	1	1	0	0
27	181-406	E-Ring	9	9	0	0
28	7203-08021A	Lever	1	1	0	0
29	7203-08033	Pin	1	1	0	0
30	118-04-3	Stud Pin	1	1	0	0
31	118-03-3	Stud Pin	1	1	0	0
32	7203-08019	Single Lever Cam	1	1	0	0
33	7203-08026	Gear	1	1	0	0
34	117-362	Screw	3	3	0	0
35	243-627	Bushing	2	2	0	0
36	7203-08025	Bracket	1	1	0	0
37	7203-08016	Pivot Pin	1	1	0	0
38	CP03-26	Needle Bearing	1	1	0	0
39	181-403	E-Ring	2	2	0	0
40	181-408	E-Ring	1	1	0	0
41	5103-08049	Spring	1	1	0	0
42	5103-08020A	Latch	1	1	0	0
43	7203-08034A	Lever (Included 45)	1	1	0	0
44	7203-08009	Link	1	1	0	0
45	243-650	Bushing[Included in 43]	1	1	0	0
46	7303-02029	Bushing	1	1	0	0
47	7303-08002A	Link	1	1	0	0
48	7303-08008	Bushing[Included in 66]	2	2	0	0
49	145-510	Set Screw	2	2	0	0
50	7202-04076	Collar	1	1	0	0
51		Screw	2	2	0	0
52	7202-04062	Stud	2	2	0	0
53	117-410	Screw	2	2	0	0
54	7203-08015	Bracket	1	1	0	0
55	7202-04171	Stud	1	1	0	0
56	7302-04073	Bracket	1	1	0	0
57	243-608	Bushing[Included in 19]				
58	117-480	Screw	3	3	0	0
59	E10-52-3	Limit Switch	2	2	0	0
60	7203-08035	Pin	1	1	0	0
61	125-606	Screw	2	2	0	0
62	170-112	Nut	1	1	0	0
63	180-112	Lock Washer	1	1	0	0
64	7303-08011	Stud	1	1	0	0
65	184-103	Flat Washer	2	2	0	0
66	7303-08003A	Lever (Included 48)	1	1	0	0
67	181-015	C-Ring	2	2	0	0
68	7203-08028	Joint Pin	1	1	0	0
69	7203-08005	Stud	1	1	0	0
70	128-31-01-3	Spring	1	1	0	0









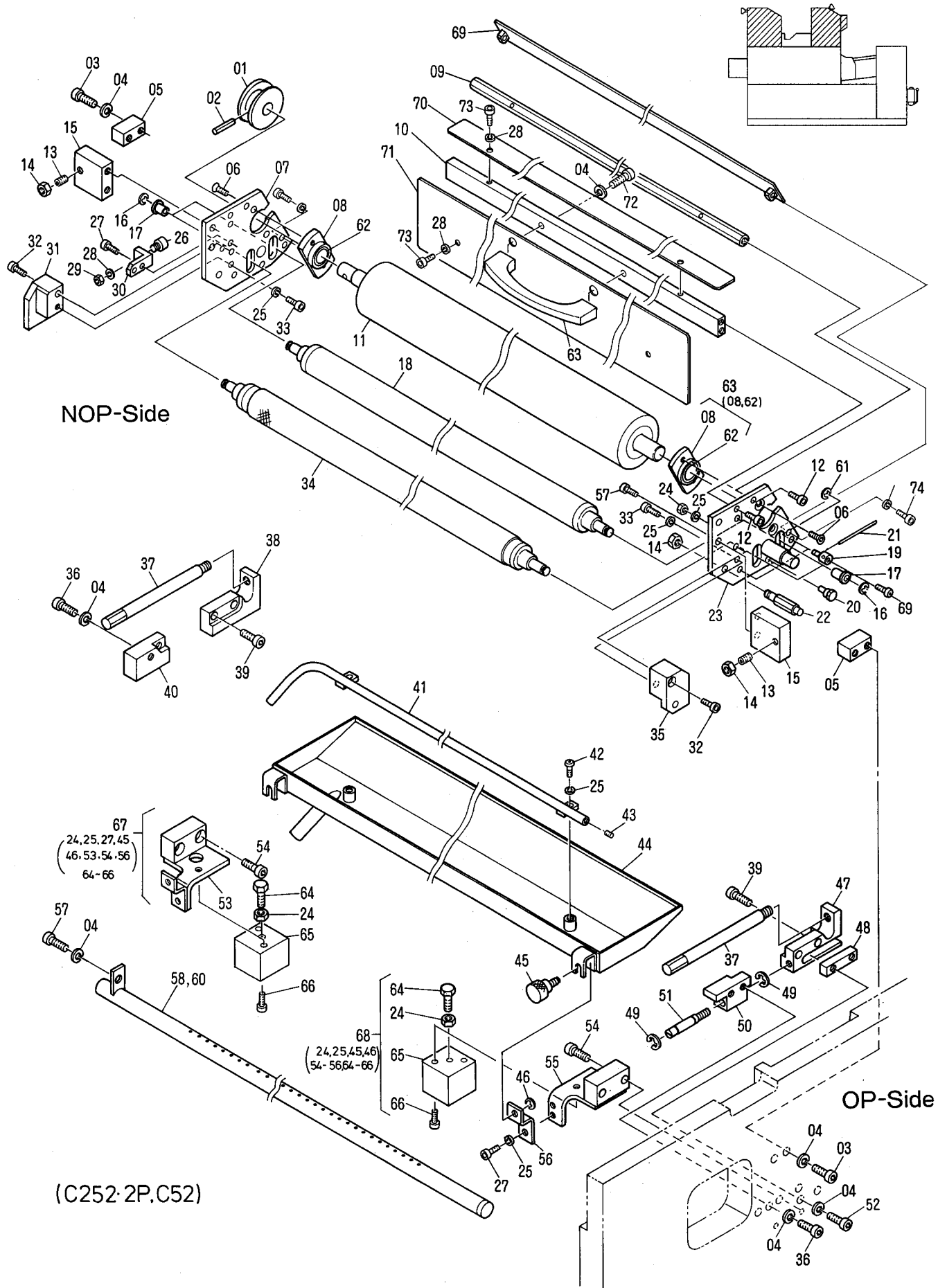


Blanket Cleaner (C252-2P, C52)

T5050

INDEX No.	Parts No.	Description (Remarks)	Unit Per Assy			
			-SF C52E	C52E	C252E	-SF C252E
01	7203-09111	Drive Cam	1	1	1	1
02	183-206	Roll Pin	1	1	1	1
03	117-383	Screw	4	4	4	4
04	180-106	Lock Washer	13	13	13	13
05	7203-09138	Block	2	2	2	2
06	122-110	Screw	4	4	4	4
07	7203-09104A	Frame	1	1	1	1
08	7203-09110A	Bushing (Included 62)	2	2	2	2
09	7303-09005	Spreader	1	1	1	1
10	7303-09004	Spreader	1	1	1	1
11	7303-09001	Rubber Roller	1	1	1	1
12	117-512	Screw	6	6	6	6
13	140-375	Set Screw	2	2	2	2
14	170-106	Nut	4	4	4	4
15	7203-09137	Block	2	2	2	2
16	181-406	E-Ring	4	4	4	4
17	5103-09157	Bushing	4	4	4	4
18	7303-09002	Metal Roller	1	1	1	1
19	5103-09159	Spring Pin	4	4	4	4
20	5103-09158	Pin	2	2	2	2
21	7303-09016	Spring	4	4	4	4
22	7203-09125	Stud	2	2	2	2
23	7203-09103A	Frame	1	1	1	1
24	170-105	Nut	4	4	4	4
25	180-105	Lock Washer	11	11	11	11
26	5203-09006	Cam Follower	1	1	1	1
27	117-510	Screw	4	4	4	4
28	180-104.01	Lock Washer	1	1	1	1
29	170-104.01	Nut	1	1	1	1
30	7203-09114	Bracket	1	1	1	1
31	7203-09134	Stopper	1	1	1	1
32	117-520	Screw	2	2	2	2
33	117-515	Screw	2	2	2	2
34	7303-09003	Squeeze Roller	1	1	1	1
35	7203-09133	Stopper	1	1	1	1
36	117-382	Screw	4	4	4	4
37	7203-09123	Guide	2	2	2	2
38	7203-09118	Block	1	1	1	1
39	117-372	Screw	4	4	4	4
40	7203-09115	Block	1	1	1	1
41	7303-09008	Pipe	1	1	1	1
42	125-708	Screw	2	2	2	2
43	145-510.01	Set Screw	1	1	1	1
44	7303-09015	Tray	1	1	1	1
45	7203-09156	Thumb Screw	2	2	2	2
46	181-403	E-Ring	2	2	2	2
47	7203-09117	Block	1	1	1	1
48	7203-09121	Key	1	1	1	1
49	181-405	E-Ring	2	2	2	2
50	7203-09119	Block	1	1	1	1
51	7203-09122	Adjustment Screw	1	1	1	1
52	117-381	Screw	2	2	2	2
53	7203-09130	Bracket	1	1	1	1
54	117-368	Screw	4	4	4	4
55	7203-09129	Bracket	1	1	1	1
56	7203-09132	Bracket	2	2	2	2
57	117-365	Screw	1	1	1	1
58	7203-09155	Air Pipe (C252-2P)	0	0	1	1
59	7303-09001B	Blanket Cleaner Assy	1	1	1	1
60	7203-09154	Air Pipe (C52)	1	1	0	0
61	181-404	E-Ring	4	4	4	4
62	5203-02051	Bushing (Included in 08)	2	2	2	2
63	5103-09136	Knob	1	1	1	1
64	101-525	Screw	2	2	2	2
65	6203-09070A	Air Cleaner	2	2	2	2
66	117-530	Screw	4	4	4	4
67	7203-09130B	Air Cylinder Assy (24, 25, 27, 45, 46, 53, 54, 56, 64-66)	1	1	1	1
68	7203-09129B	Air Cylinder Assy (24, 25, 27, 45, 46, 54-56, 64-66)	1	1	1	1
69	7303-09011	Cover	1	1	1	1
70	7303-09009	Cover	1	1	1	1

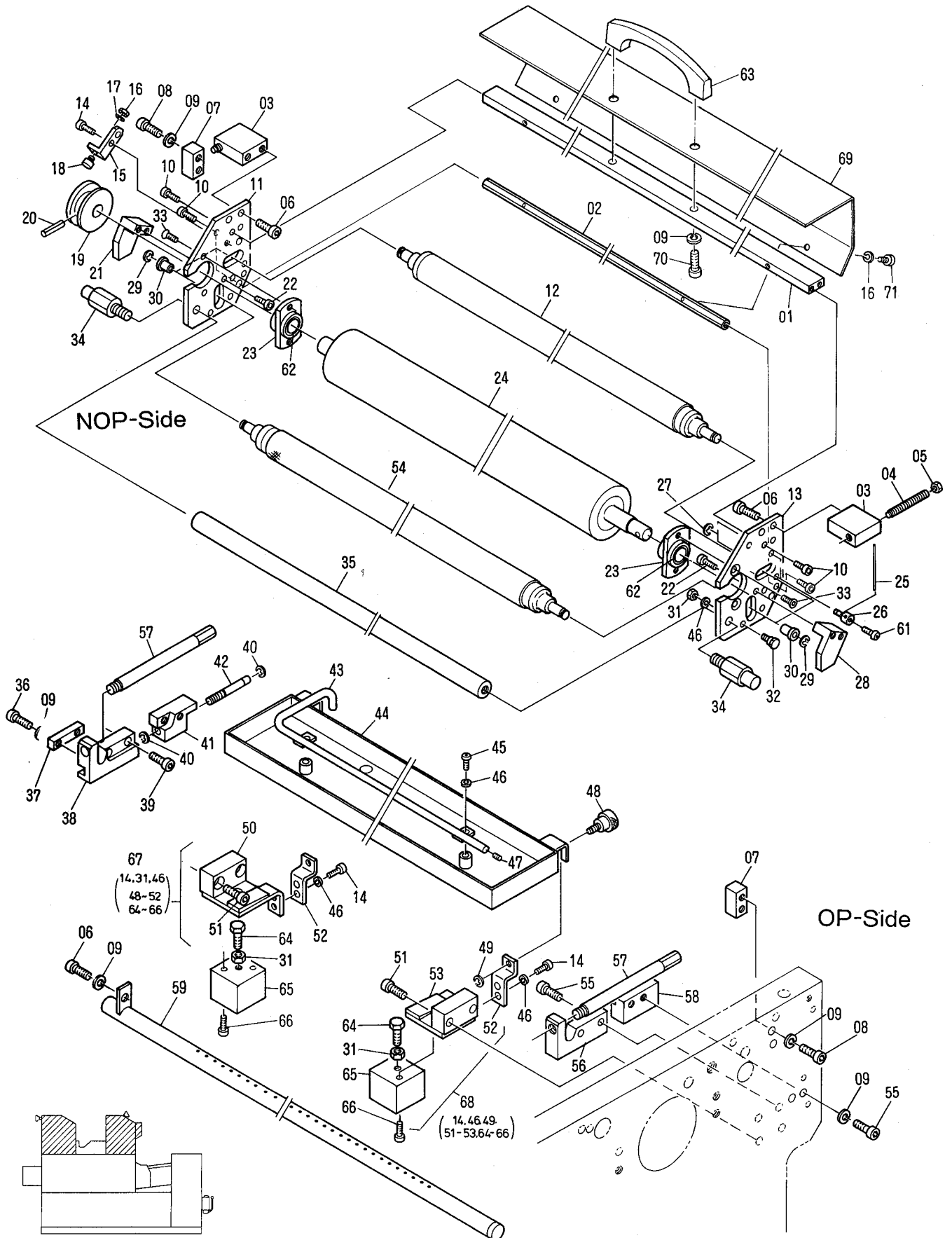
T5050







T5051



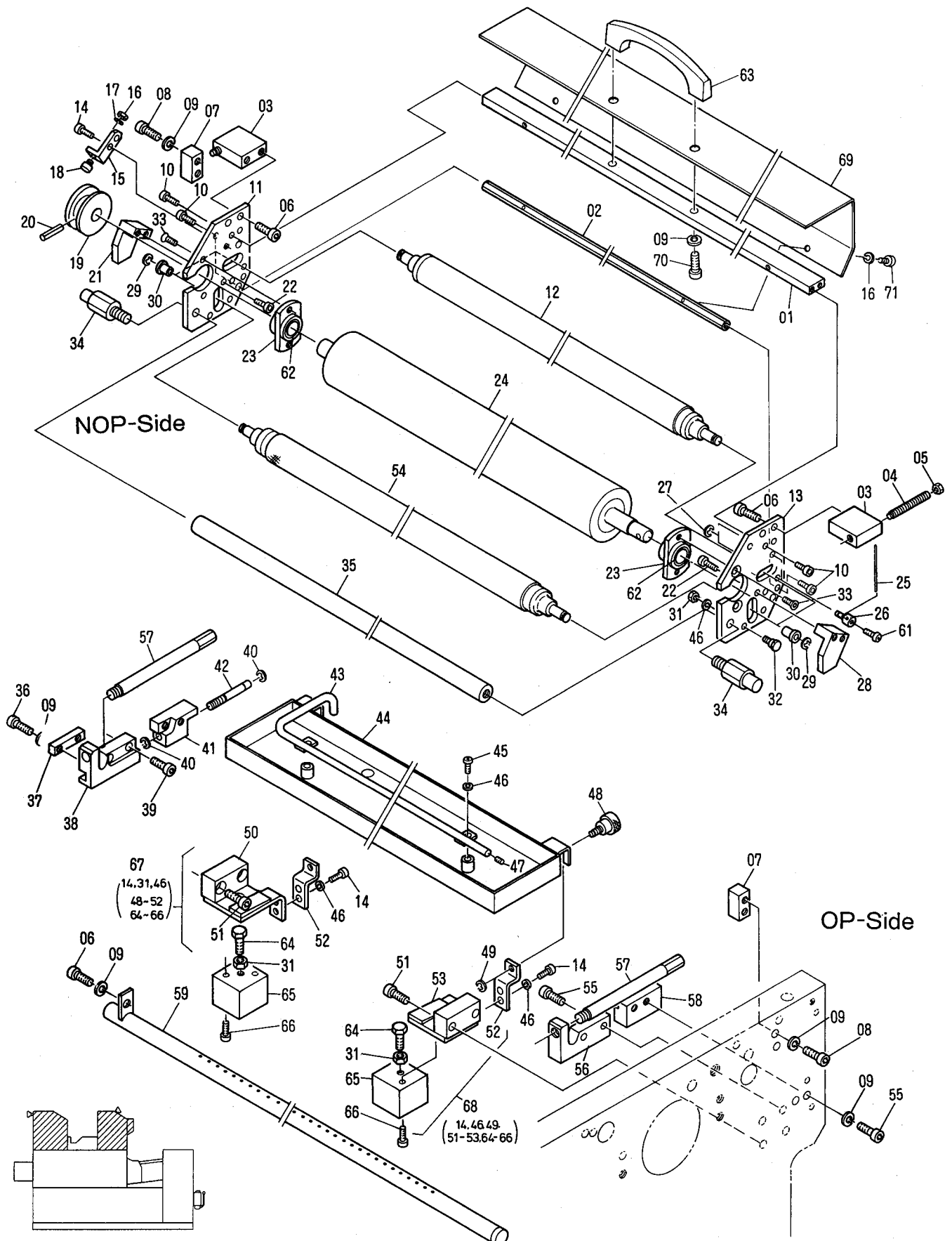
(C2521P)

## Blanket Cleaner (C252-1P)

T5051

INDEX No.	Parts No.	Description (Remarks)	Unit Per Assy			
			C52E	-SF C52E	C252E	-SF C252E
01	7303-09004	Spreader	0	0	1	1
02	7303-09005	Spreader	0	0	1	1
03	7203-09128	Block	0	0	2	2
04	140-383	Set Screw	0	0	2	2
05	170-106	Nut	0	0	2	2
06	117-365	Screw	0	0	5	5
07	7203-09138	Block	0	0	2	2
08	117-383	Screw	0	0	4	4
09	180-106	Lock Washer	0	0	11	11
10	117-512	Screw	0	0	6	6
11	7203-09102	Frame	0	0	1	1
12	7303-09002	Metal Roller	0	0	1	1
13	7203-09101	Frame	0	0	1	1
14	117-510	Screw	0	0	6	6
15	7203-09114	Bracket	0	0	1	1
16	180-104.01	Lock Washer	0	0	3	3
17	170-104.01	Nut	0	0	1	1
18	5203-09006	Cam Follower	0	0	1	1
19	7203-09111	Cam	0	0	1	1
20	183-206	Roll Pin	0	0	1	1
21	7203-09136	Stopper	0	0	1	1
22	117-512	Screw	0	0	4	4
23	7203-09110A	Bushing (Included 62)	0	0	2	2
24	7303-09001	Rubber Roller	0	0	1	1
25	7303-09017	Spring	0	0	4	4
26	5103-09159	Spring Pin	0	0	4	4
27	181-404	E-Ring	0	0	4	4
28	7203-09135	Stopper	0	0	1	1
29	181-406	E-Ring	0	0	4	4
30	5103-09157	Bushing	0	0	4	4
31	170-105	Nut	0	0	6	6
32	5103-09158	Pin	0	0	4	4
33	122-110	Screw	0	0	4	4
34	7203-09126	Stud	0	0	2	2
35	7303-09006	Spreader	0	0	1	1
36	117-381	Screw	0	0	2	2
37	7203-09121	Key	0	0	1	1
38	7203-09117	Block	0	0	1	1
39	117-372	Screw	0	0	4	4
40	181-405	E-Ring	0	0	2	2
41	7203-09119	Block	0	0	1	1
42	7203-09122	Adjustment Screw	0	0	1	1
43	7303-09007	Pipe	0	0	1	1
44	7303-09014	Tray	0	0	1	1
45	125-708	Screw	0	0	2	2
46	180-105	Lock Washer	0	0	6	6
47	145-510.01	Set Screw	0	0	1	1
48	7203-09156	Thumb Screw	0	0	2	2
49	181-403	E-Ring	0	0	2	2
50	7203-09129	Bracket	0	0	1	1
51	117-368	Screw	0	0	4	4
52	7203-09132	Bracket	0	0	2	2
53	7203-09130	Bracket	0	0	1	1
54	7203-09109	Roller	0	0	1	1
55	117-382	Screw	0	0	4	4
56	7203-09118	Block	0	0	1	1
57	7203-09123	Guide	0	0	2	2
58	7203-09115	Block	0	0	1	1
59	7303-09013	Air Pipe	0	0	1	1
60	7303-09001A	Blanket Cleaner Assy (01 ~ 35)	0	0	1	1
61	125-656	Screw	0	0	4	4
62	5203-02051	Bushing (Included in 23)	0	0	2	2
63	5103-09136	Bushing 0 Assy	0	0	1	1
64	101-525	Screw	0	0	2	2
65	6203-09070A	Air Cylinder	0	0	2	2
66	117-530	Screw	0	0	4	4
67	7203-09129B	Air Cylinder Assy (14, 31, 46, 48, 52, 64 ~ 66)	0	0	1	1
68	7203-09130B	Air Cylinder Assy (14, 46, 49, 51 ~ 53, 64 ~ 66)	0	0	1	1
69	7303-09012	Cover	0	0	1	1
70	117-375	Screw	0	0	2	2

T5051



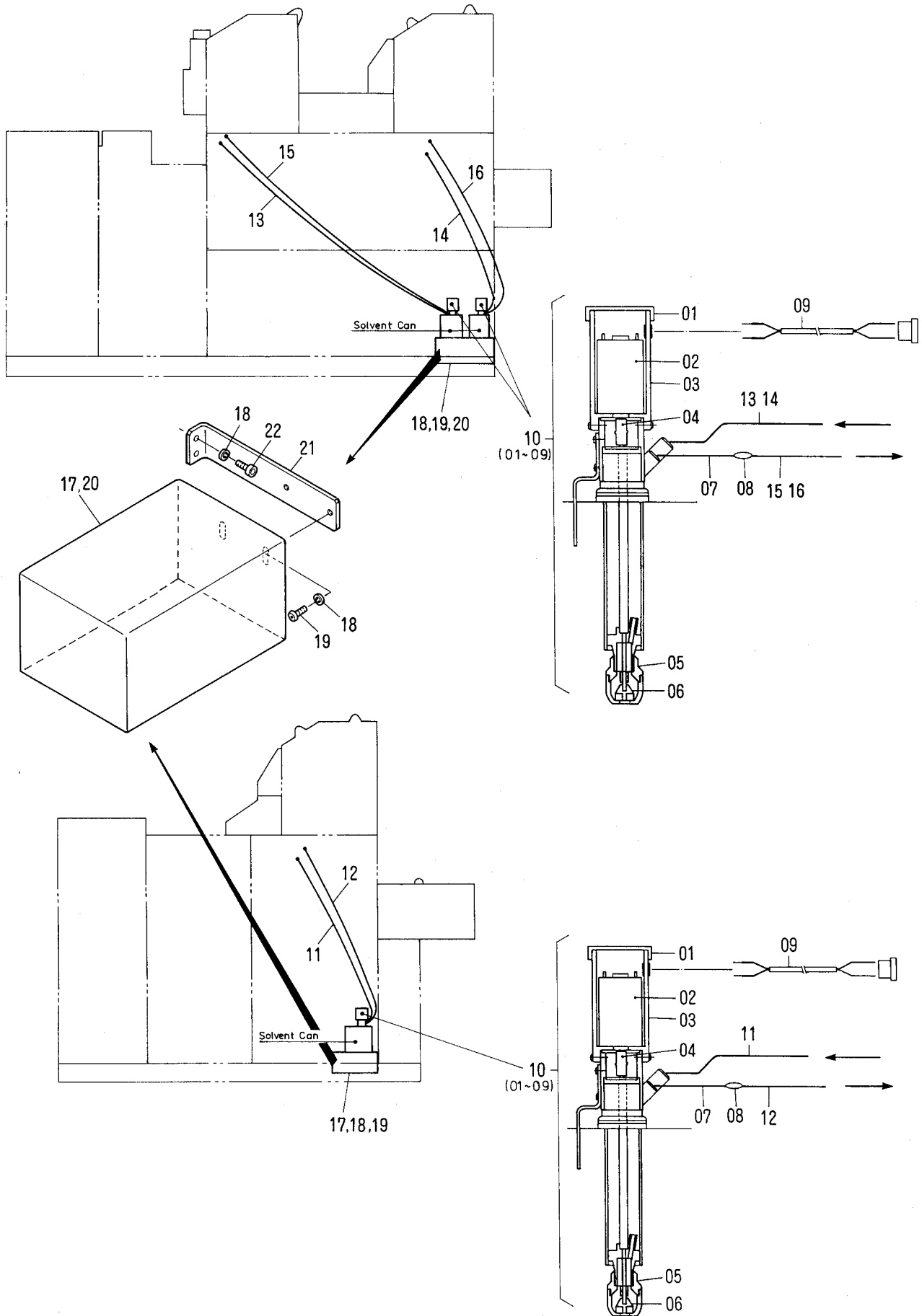
NOP-Side

OP-Side

(C2521P)

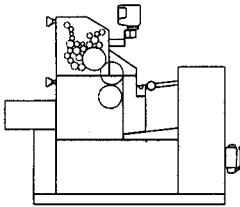
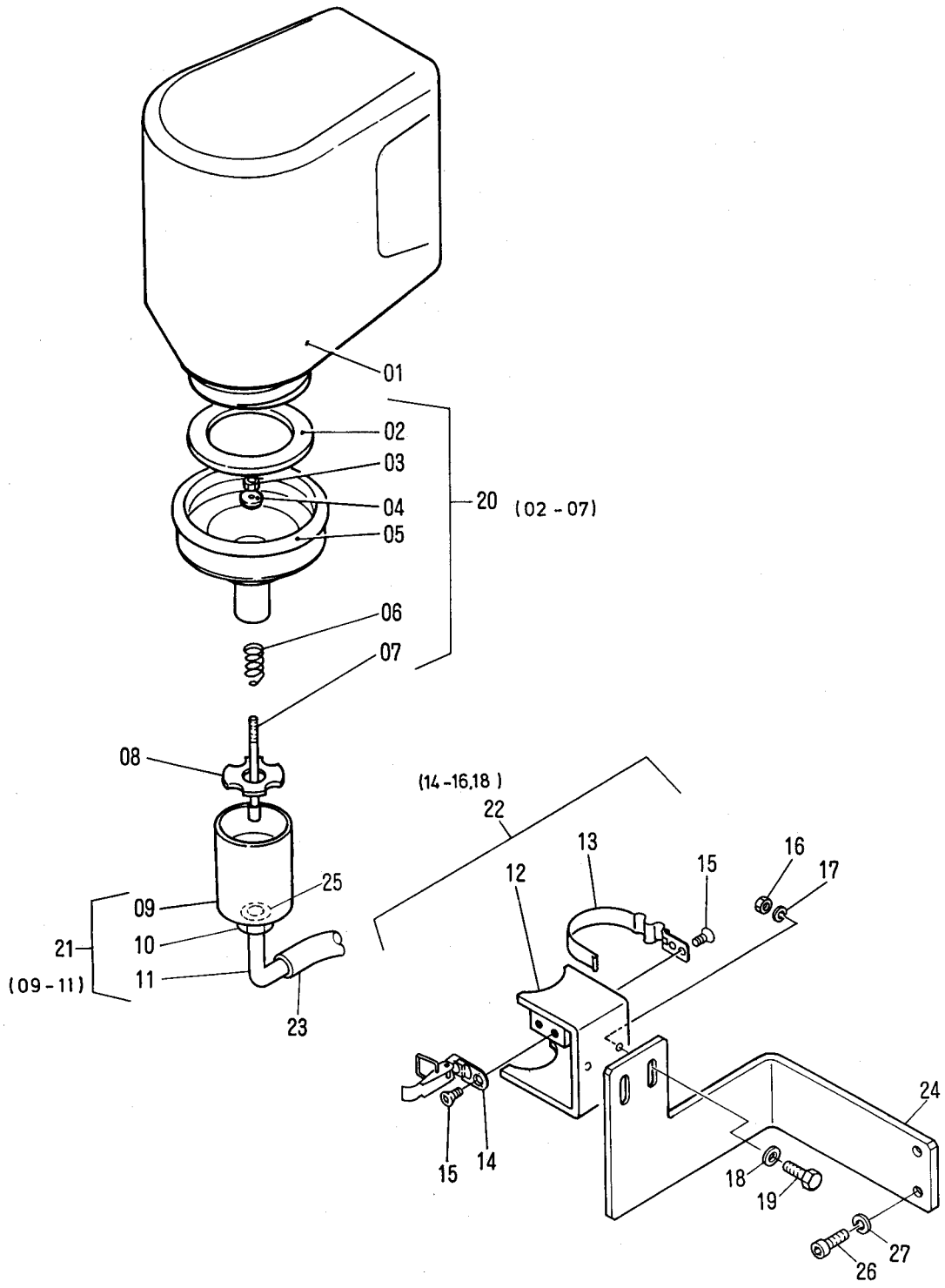


T5052



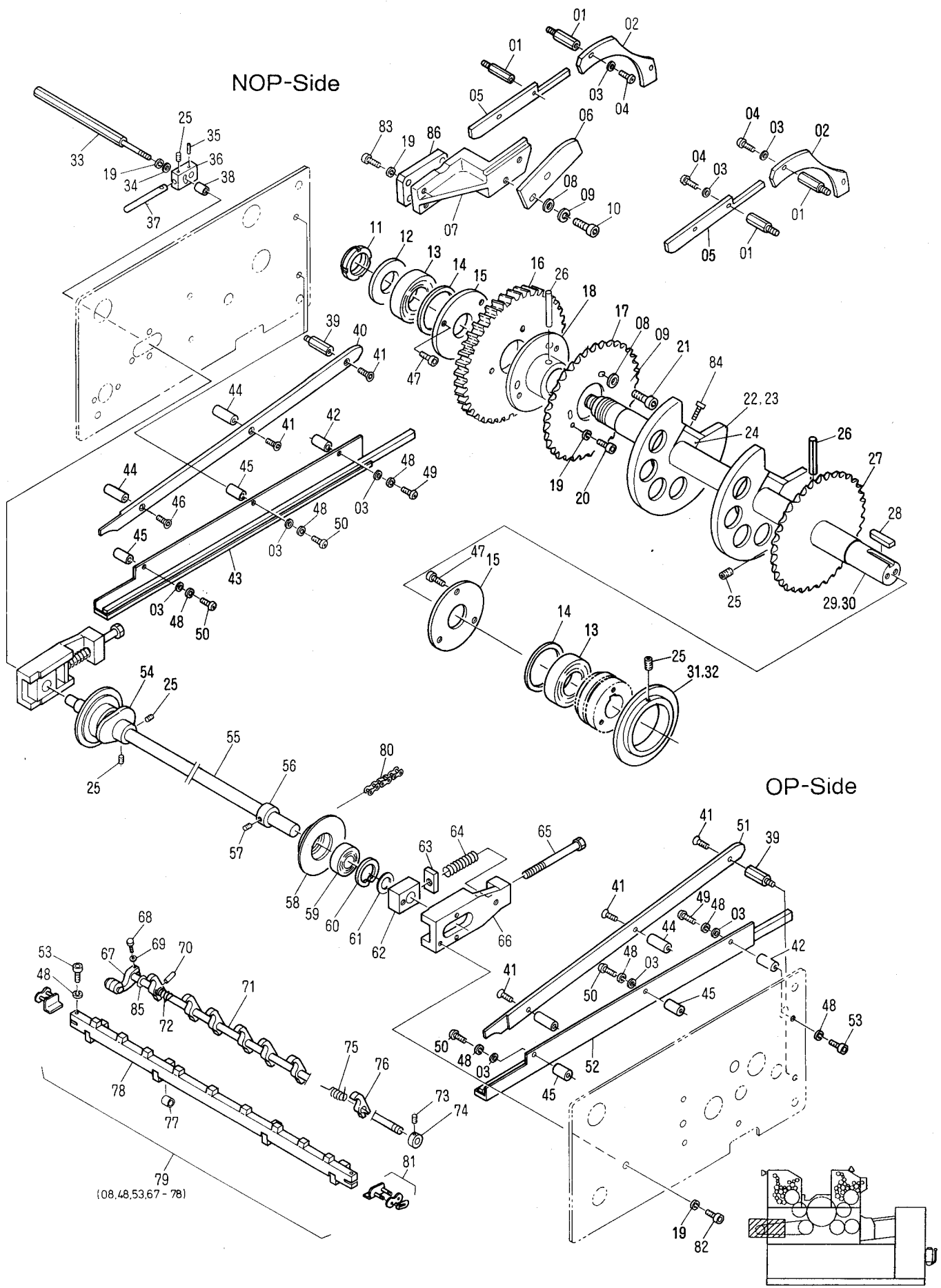


T5053





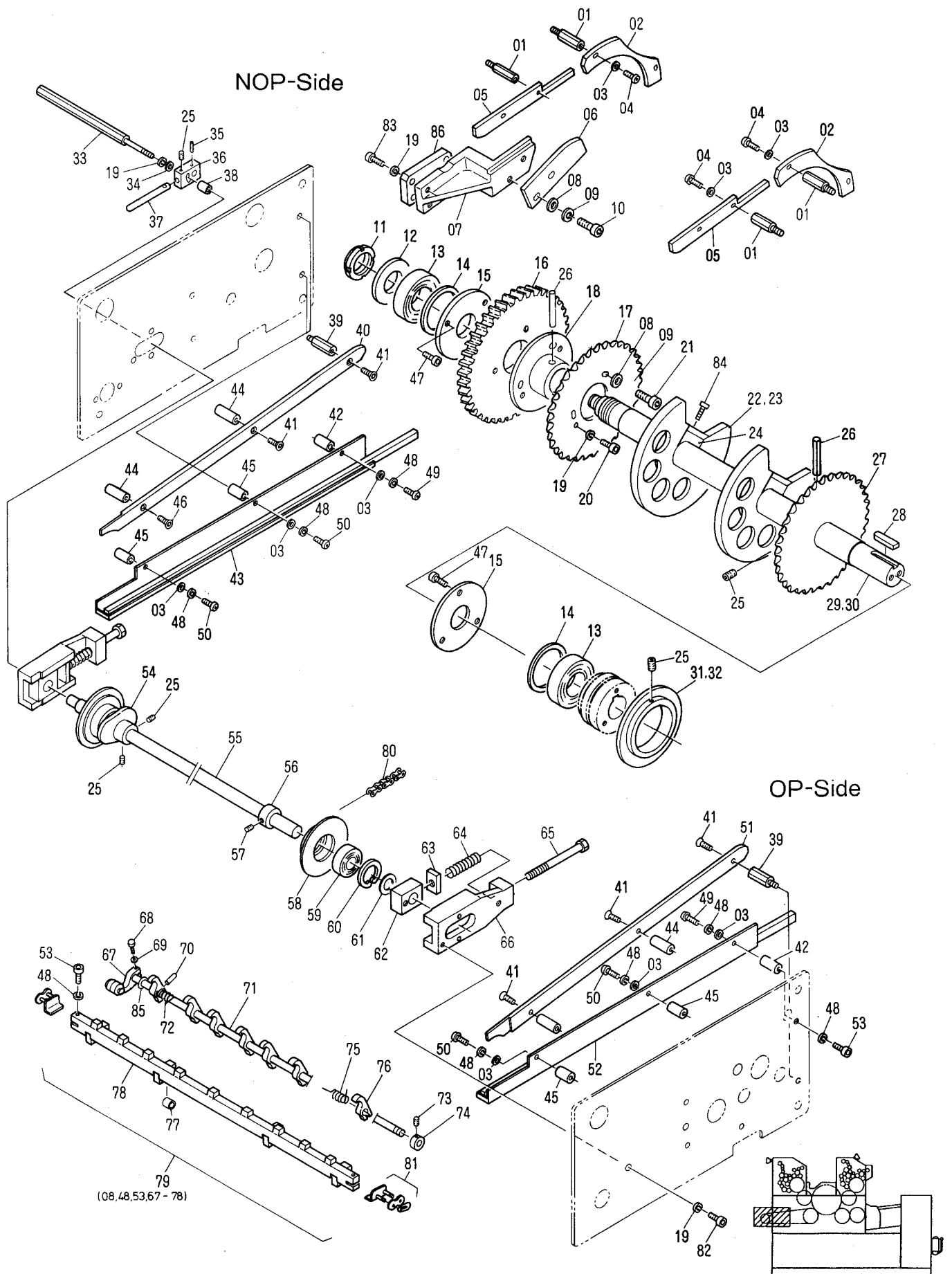




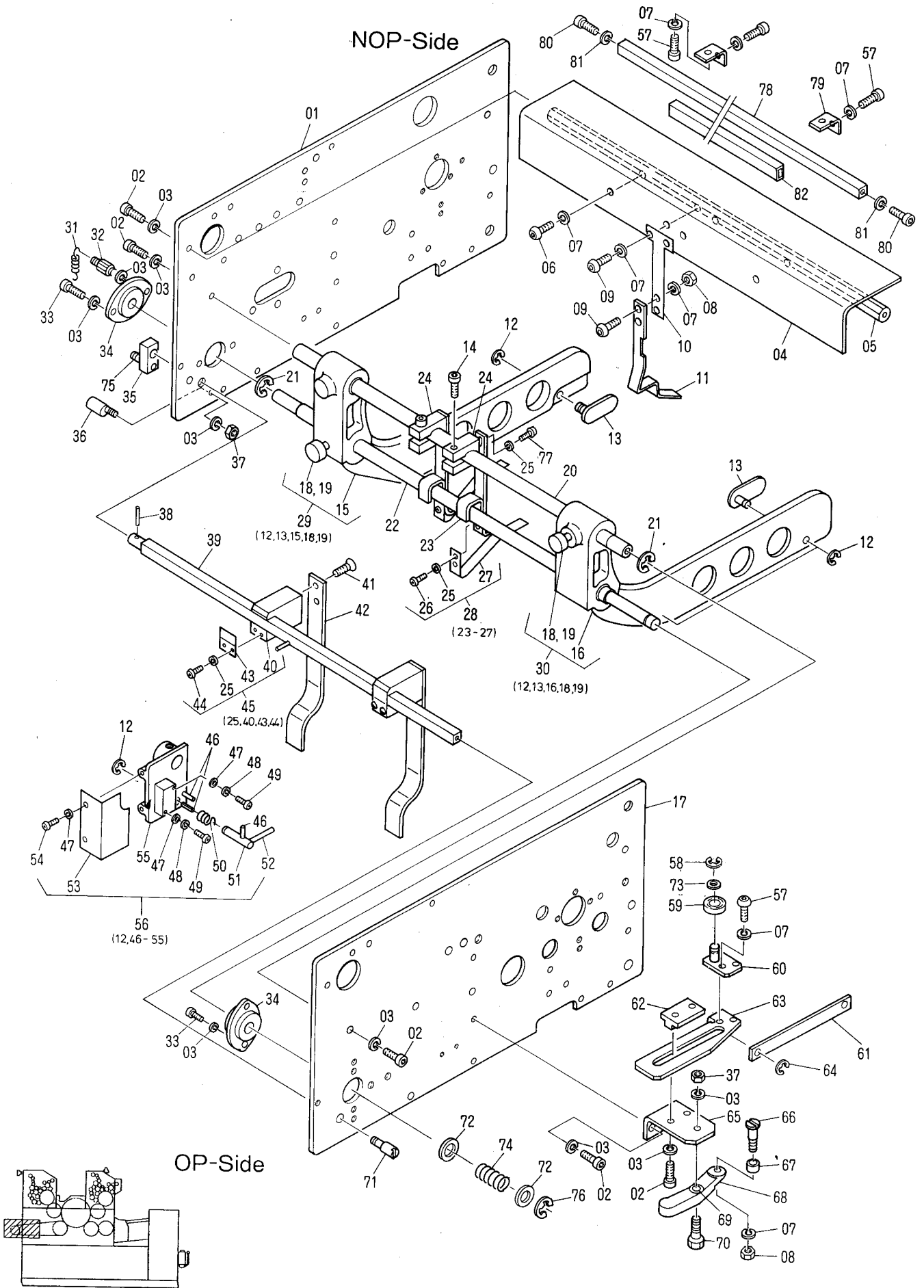
**Delivery Section  
Gripper Bar and Chain Guide**

**T5054**

INDEX No.	Parts No.	Description (Remarks)	Unit Per Assy			
			C52E	-SF C52E	C252E	-SF C252E
01	7304-02005	Stud	8	8	8	8
02	7204-02036	Guide Rail	2	2	2	2
03	184-105	Flat Washer	14	14	14	14
04	125-715	Screw	8	8	8	8
05	7204-02038	Guide Rail	2	2	2	2
06	7204-02030	Cam	1	1	1	1
07	7204-02008	Bracket	1	1	1	1
08	184-108	Flat Washer	5	5	5	5
09	180-108	Lock Washer	5	5	5	5
10	117-470	Screw	2	2	2	2
11	7204-02015	U-Nut	2	2	1	1
12	7204-02041	Spacer	0	0	1	1
13	7204-02031	Bearing (Brg. 4T-30206)	2	2	2	2
14	7204-02013	Spacer	2	2	2	2
15	7204-02014	Plate	2	2	2	2
16	7204-02058	Gear	1	1	1	1
17	7204-02005	Chain Wheel	1	1	1	1
18	7204-02057	Bushing	1	1	1	1
19	180-106	Lock Washer	13	13	13	13
20	117-365	Screw	2	2	2	2
21	117-480	Screw	3	3	3	3
22	7204-02063A	Paper Guide Wheel (Included 23)	4	4	4	4
23	7204-02012	Guide Wheel Tape (Included in 22)	4	4	4	4
24	7204-02065	Lock Plate	4	4	4	4
25	145-358	Set Screw	6	6	6	6
26	182-248	Taper Pin	2	2	2	2
27	7204-02004	Chain Wheel	1	1	1	1
28	188-074	Key	1	1	1	1
29	7304-02014	Drive Shaft	0	0	1	1
30	7304-02012	Drive Shaft	1	1	0	0
31	7204-02027	Cam (C252,C252SF)	0	0	1	1
32	7204-02026	Cam (C52,C52SF)	1	1	0	0
33	7204-02052	Screw	1	1	1	1
34	184-106	Flat Washer	1	1	1	1
35	183-187	Roll Pin	1	1	1	1
36	A23-08-3	Lever	1	1	1	1
37	CH02-21	Lever	1	1	1	1
38	7204-02046	Spacer	1	1	1	1
39	7304-02013	Spacer	2	2	2	2
40	7204-02024	Chain Guide Rail	1	1	1	1
41	122-112	Screw	2	2	2	2
42	7304-02009	Spacer	2	2	2	2
43	7204-02022	Chain Guide Rail	1	1	1	1
44	7304-02006	Spacer	4	4	4	4
45	7304-02007	Spacer	4	4	4	4
47	117-380	Screw	6	6	6	6
48	180-105	Lock Washer	20	20	20	20
49	125-733	Screw	2	2	2	2
50	125-710	Screw	4	4	4	4
51	7204-02023	Chain Guide Rail	1	1	1	1
52	7204-02021	Chain Guide Rail	1	1	1	1
53	117-515	Screw	14	14	14	14
54	7204-02009	Cam	1	1	1	1
55	7304-02004	Shaft	1	1	1	1
56	PS-14	Collar	1	1	1	1
57	145-355	Set Screw	1	1	1	1
58	7204-02034	Chain Guide Wheel	2	2	2	2
59	250-202.7	Bearing (6202 L.Lu)	2	2	2	2
60	181-235	C-Ring	2	2	2	2
61	7304-02008	Spacer	2	2	2	2
62	CH02-23	Bracket	2	2	2	2
63	HC02-36	Nut	2	2	2	2
64	A03-24-3	Spring	2	2	2	2
65	A17-23-3	Screw	2	2	2	2
66	7204-02042	Slide Base	2	2	2	2
67	7204-02043A	Gripper Operating Lever Assy	3	3	3	3
68	117-415	Screw	3	3	3	3
69	180-104	Lock Washer	3	3	3	3
70	183-182	Roll Pin	27	27	27	27



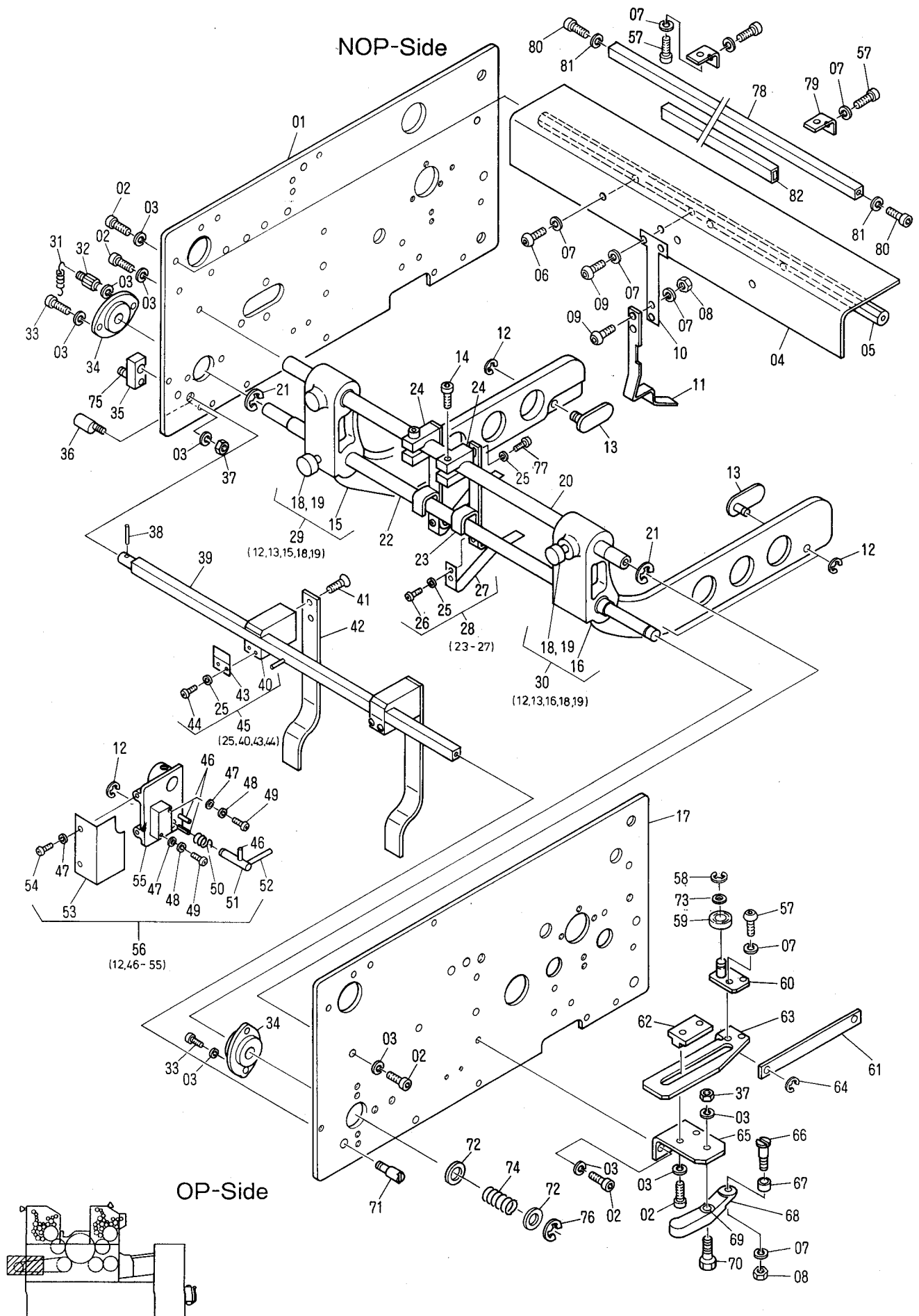




**Delivery Section  
Front Guide and Delivery Pile Guide**

**T5055**

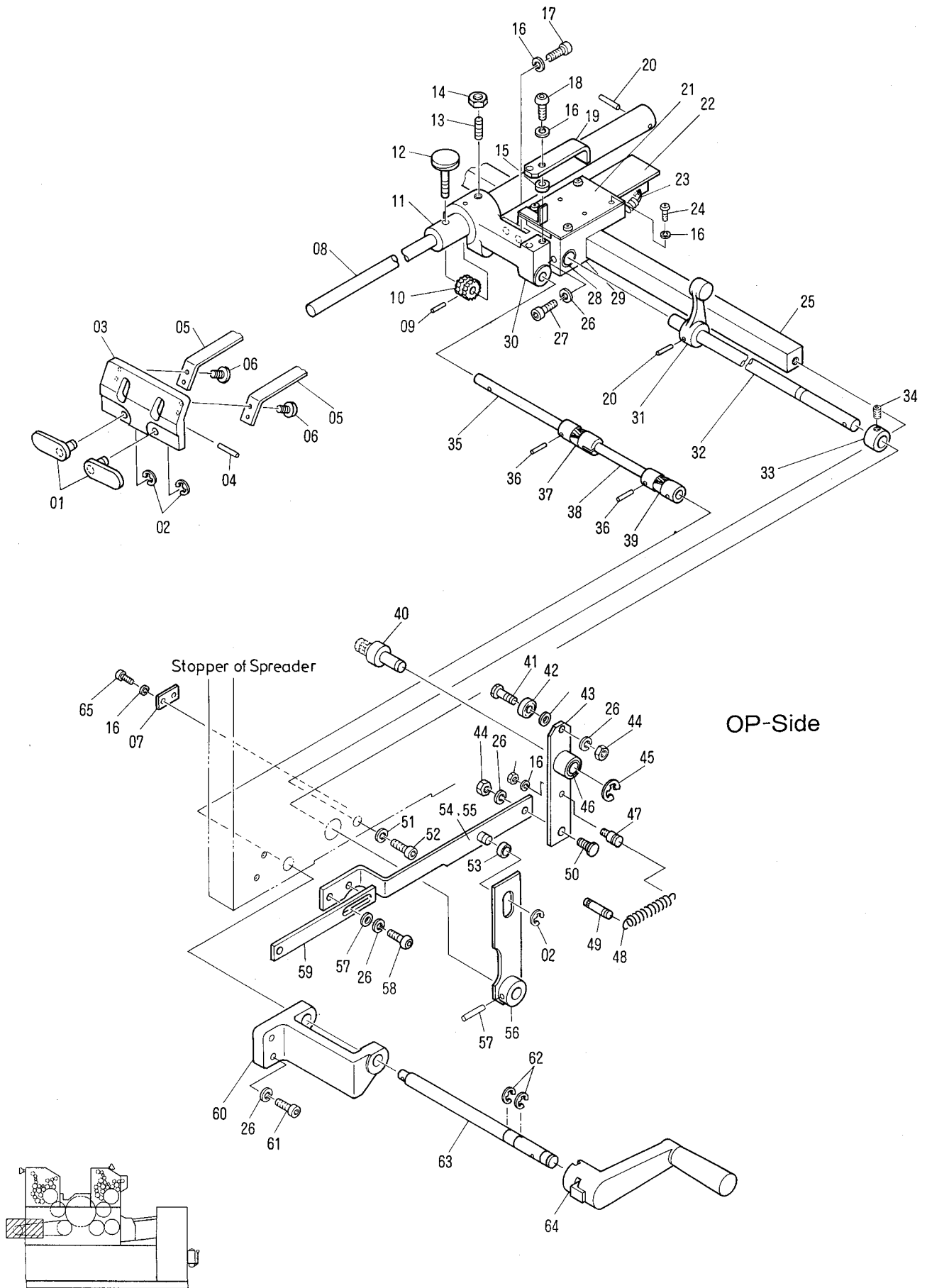
INDEX No.	Parts No.	Description (Remarks)	Unit Per Assy			
			C52E	-SF C52E	C252E	-SF C252E
01	7204-01002	Delivery Frame	1	1	1	1
02	117-362	Screw	10	10	10	10
03	180-106	Lock Washer	16	16	16	16
04	7304-01004	Fluorescent Work Light Cover	1	1	1	1
05	7304-01003	Spreader	1	1	1	1
06	125-706	Screw	2	2	2	2
07	180-105	Lock Washer	9	9	9	9
08	170-105	Nut	3	3	3	3
09	125-708	Screw	4	4	4	4
10	7204-03031	Holding Finger Bracket	1	1	1	1
11	7204-03040	Holding Finger	1	1	1	1
12	181-406	E-Ring	5	5	5	5
13	DJ-60-1A	Guide Piece	4	4	4	4
14	117-525	Screw	2	2	2	2
15	CH03-49A	Delivery Pile Guide	1	1	1	1
16	CH03-50A	Delivery Pile Guide	1	1	1	1
17	7204-01001	Delivery Frame	1	1	1	1
18	A04-63-3	Thumb Screw	2	2	2	2
19	A04-80-3	Pad	2	2	2	2
20	7304-01001	Spreader	1	1	1	1
21	181-412	E-Ring	2	2	2	2
22	7304-03002	Delivery Jogger Shaft	1	1	1	1
23	7204-03013	Plate	2	2	2	2
24	A18-64-3	Stripper Bracket	2	2	2	2
25	180-104	Lock Washer	8	8	8	8
26	125-656	Screw	4	4	4	4
27	7204-03039	Paper Stripper	2	2	2	2
28	7204-03039A	Paper Stripper Assy	2	2	2	2
29	CH03-49B	Delivery Pile Guide Assy	1	1	1	1
30	CH03-50B	Delivery Pile Guide Assy	1	1	1	1
31	A14-09-3	Spring	1	1	1	1
32	7204-03034	Spring Pin	1	1	1	1
33	117-360	Screw	4	4	4	4
34	7204-03029	Bushing	2	2	2	2
35	6504-04007A	Block Assy	1	1	1	1
36	7204-03033	Eccentric Pin	1	1	1	1
37	170-106	Nut	2	2	2	2
38	183-183	Roll Pin	1	1	1	1
39	7304-03001	Bar	1	1	1	1
40	7204-03042	Bracket	1	1	1	1
41	122-110	Screw	4	4	4	4
42	5804-03007	Front Guide	2	2	2	2
43	CH03-30	Snapper	2	2	2	2
44	125-658	Screw	4	4	4	4
45	7204-03042A	Front Guide Assy	2	2	2	2
46	183-186	Roll Pin	3	3	3	3
47	184-103	Flat Washer	2	2	2	2
48	180-103	Lock Washer	4	4	4	4
49	125-620	Screw	2	2	2	2
50	7204-03038	Spring	1	1	1	1
51	7204-03020	Pin	1	1	1	1
52	183-189	Roll Pin	1	1	1	1
53	7204-03019	Cover	1	1	1	1
54	125-606	Screw	2	2	2	2
55	7204-03018	Bracket	1	1	1	1
56	7204-03018A	Delivery Jam Detector Assy	1	1	1	1
57	117-510	Screw	2	2	2	2
58	181-404	E-Ring	1	1	1	1
59	250-126.6	Bearing (Brg. 626ZZ)	1	1	1	1
60	7204-03032A	Bracket	1	1	1	1
61	7204-03012	Drive Lever	1	1	1	1
62	CH03-37	Guide Block	1	1	1	1
63	7204-03016A	Cam	1	1	1	1
64	181-405	E-Ring	1	1	1	1
65	7204-03035	Bracket	1	1	1	1
66	I53-06-3	Screw	1	1	1	1
67	PO-25	Guide Roller	1	1	1	1
68	CH03-03B	Lever	1	1	1	1
69	243-510	Bushing	1	1	1	1
70	X02-41-3	Pivot Screw	1	1	1	1





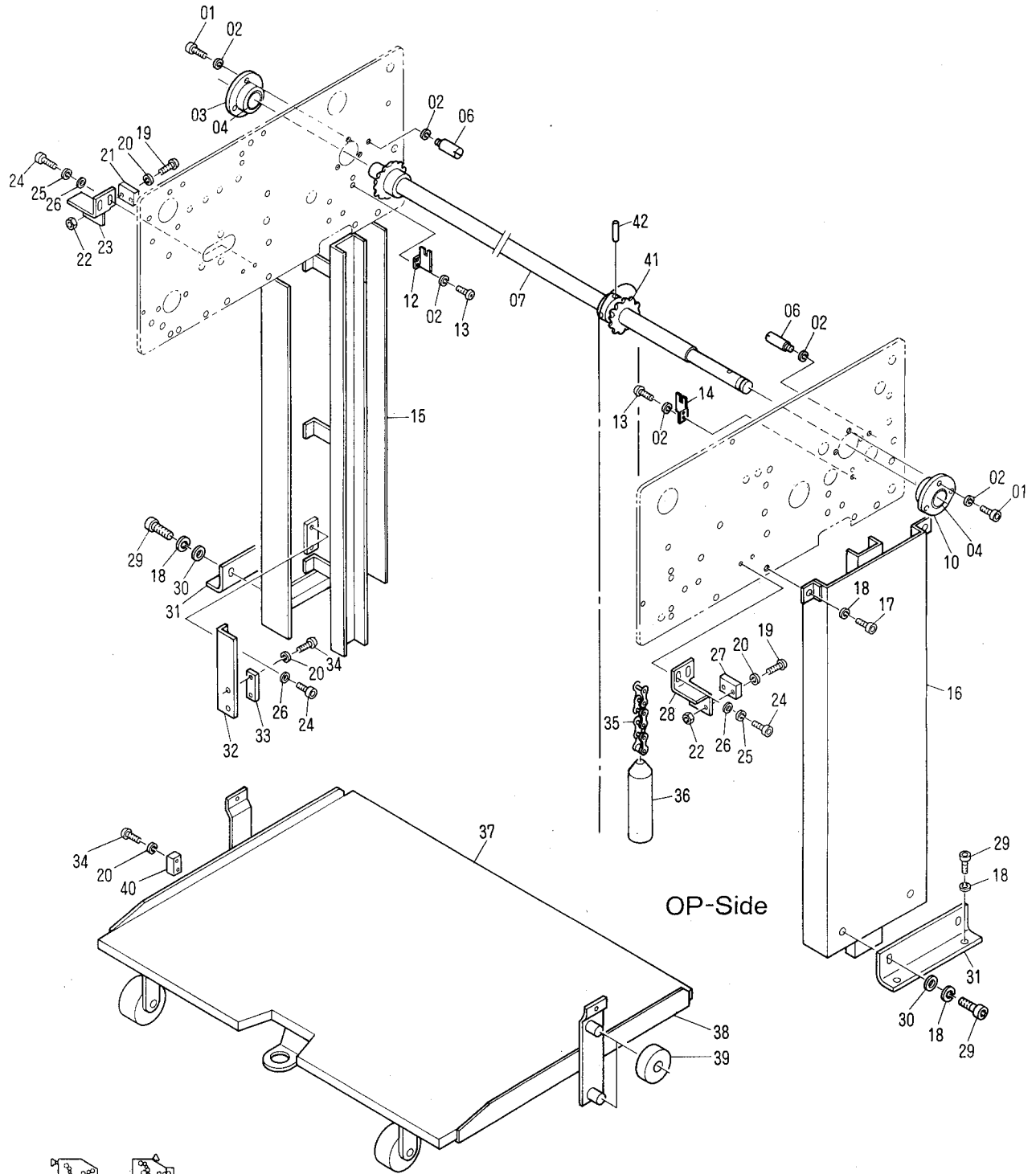


T5056

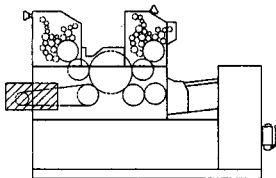




NOP-Side



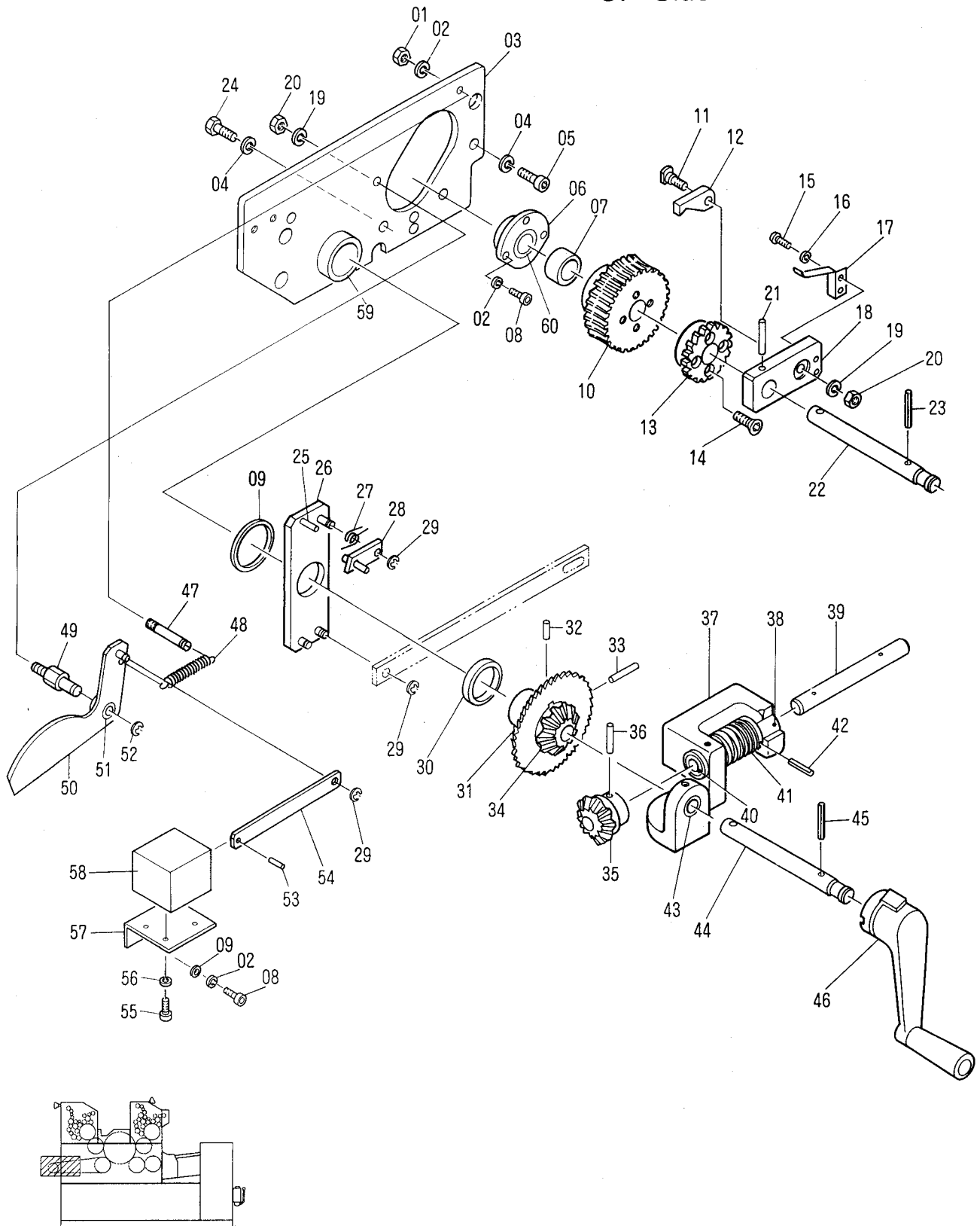
OP-Side





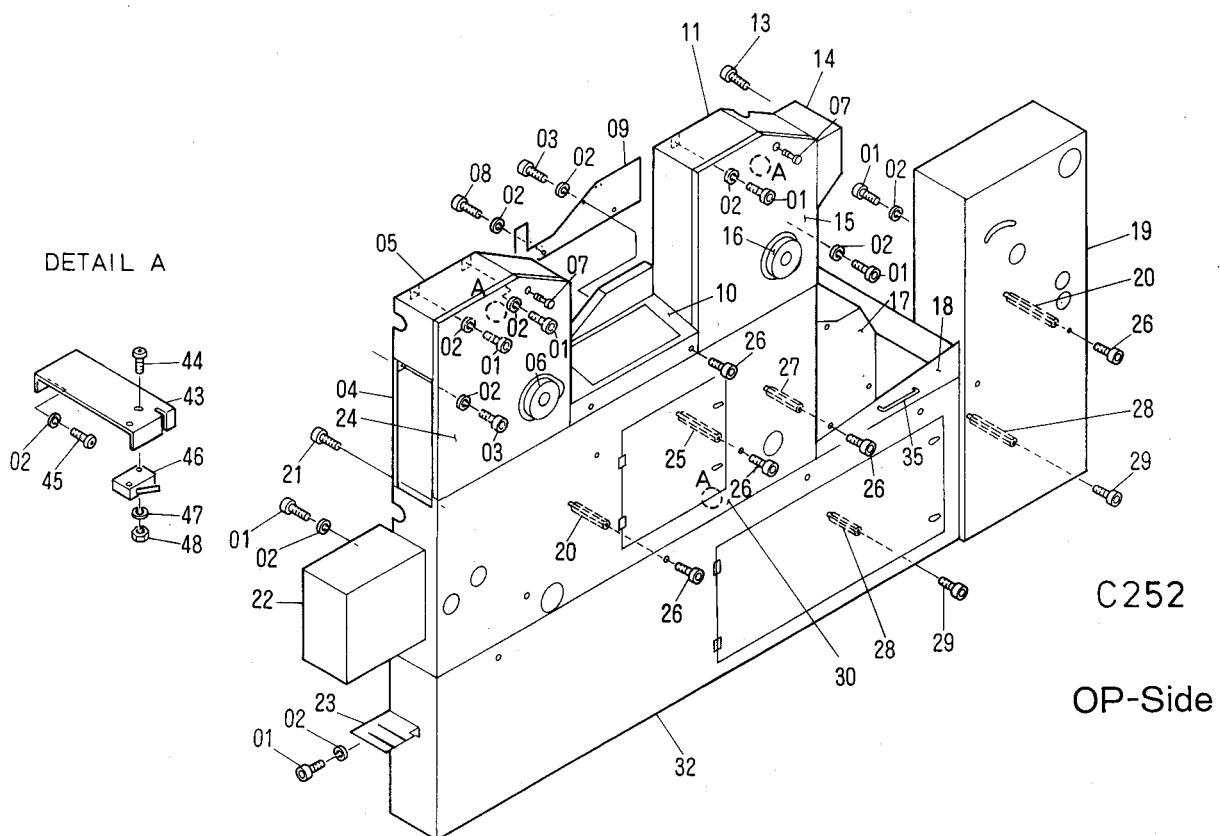
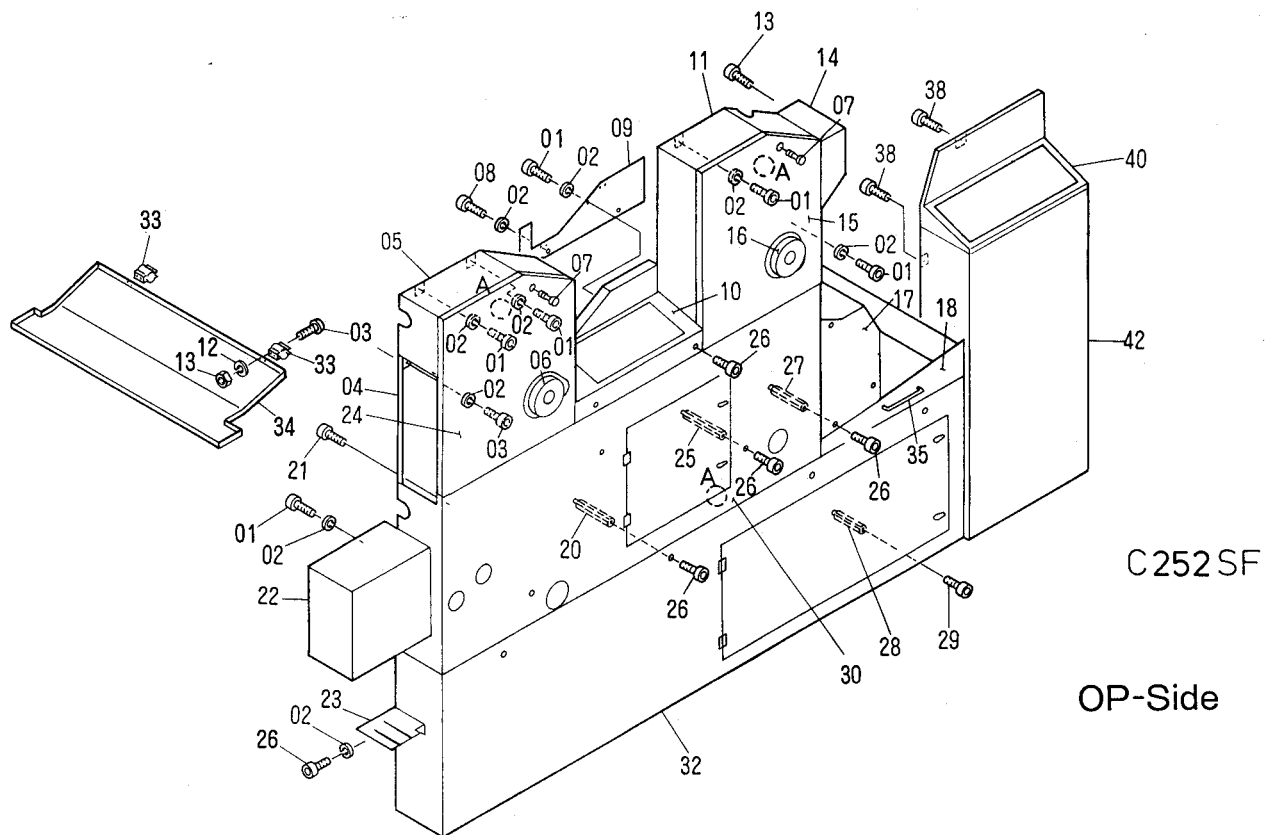
T5058

OP-Side



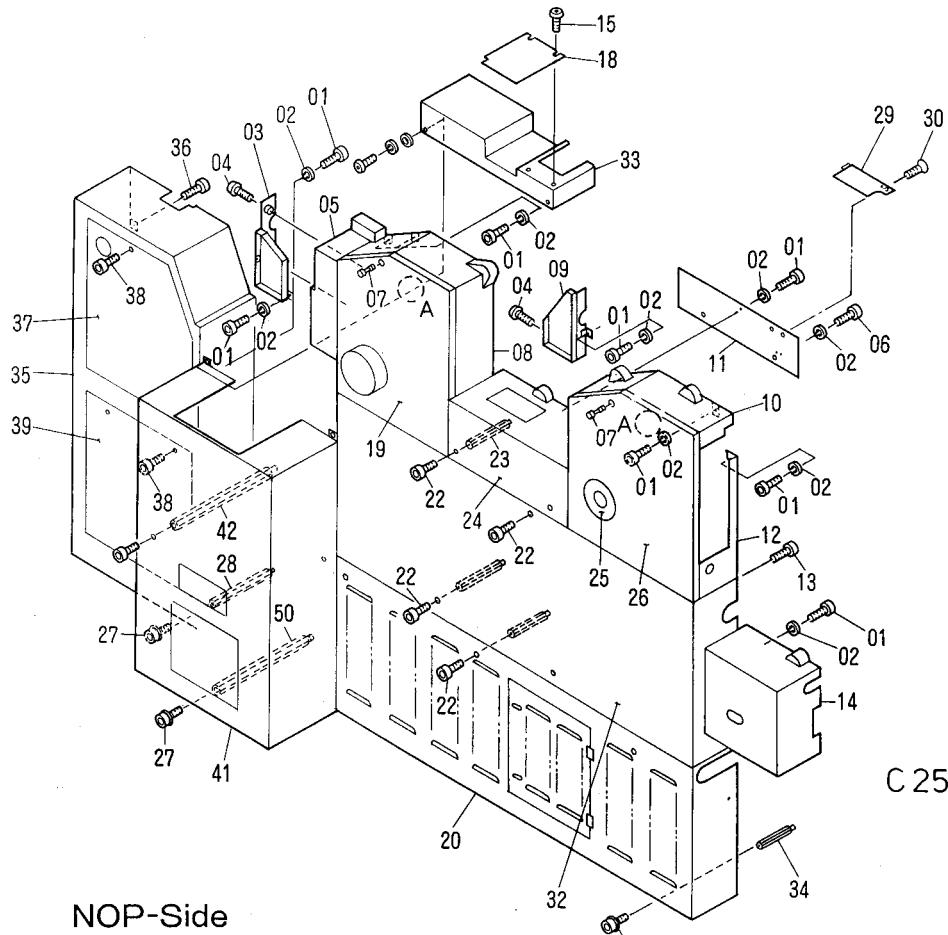


T5059



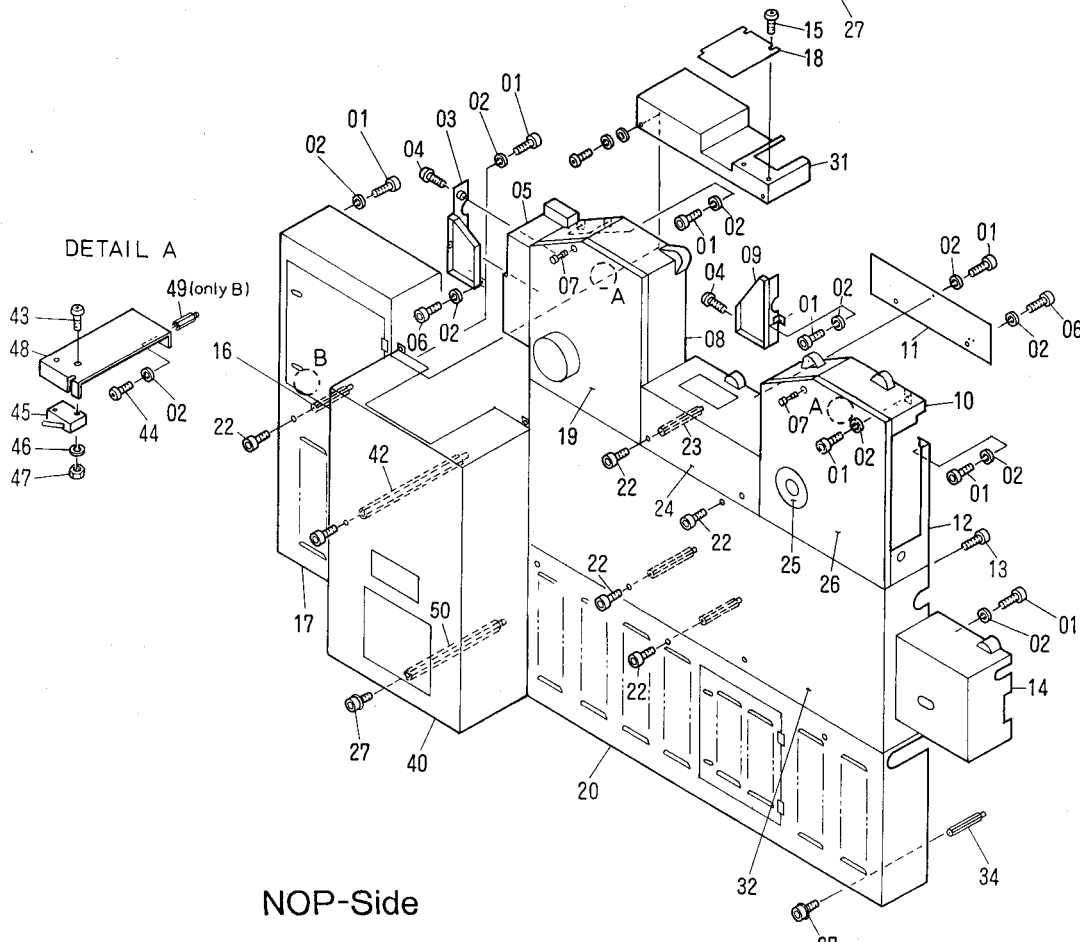






NOP-Side

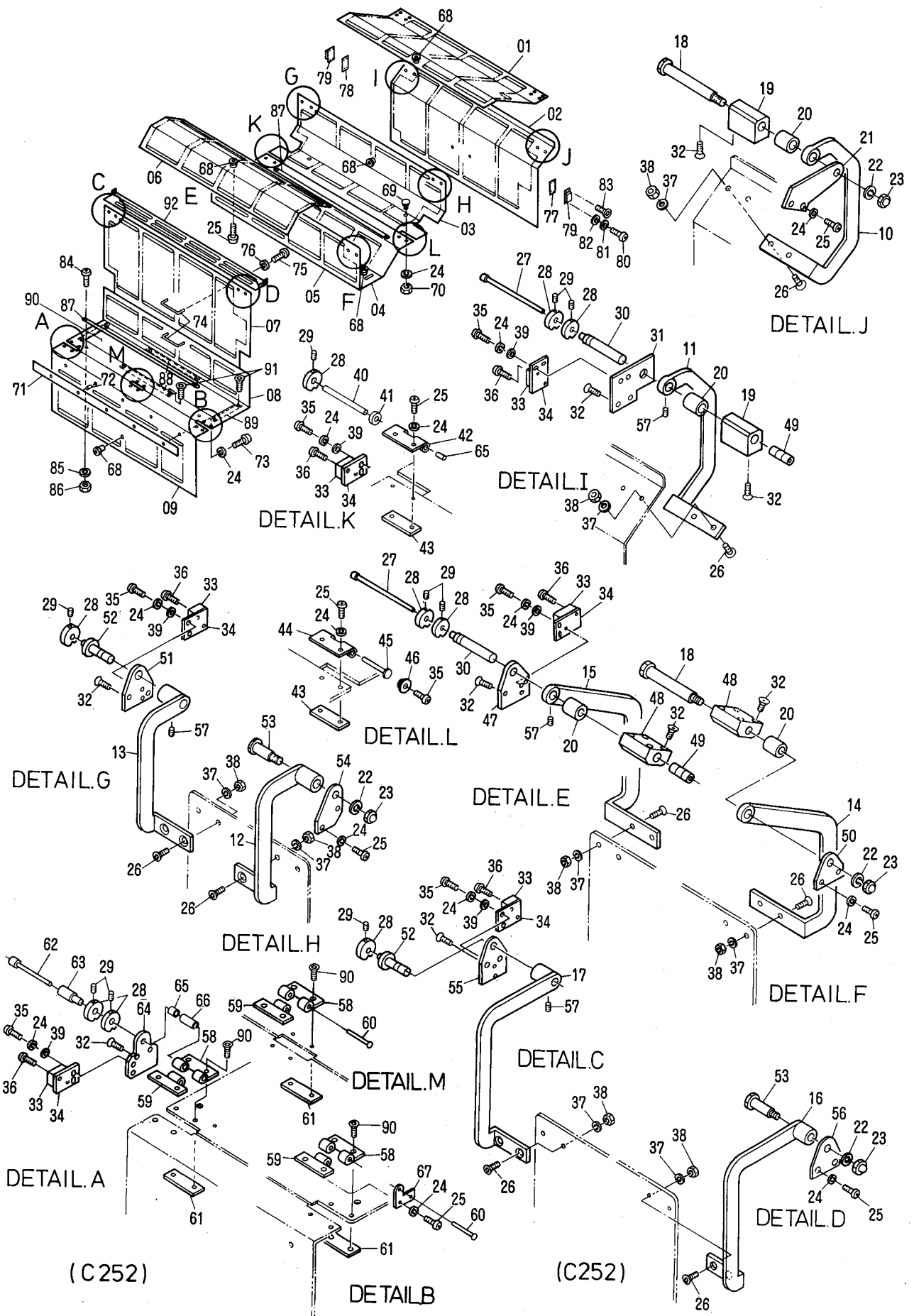
C 252SF



NOP-Side

C252

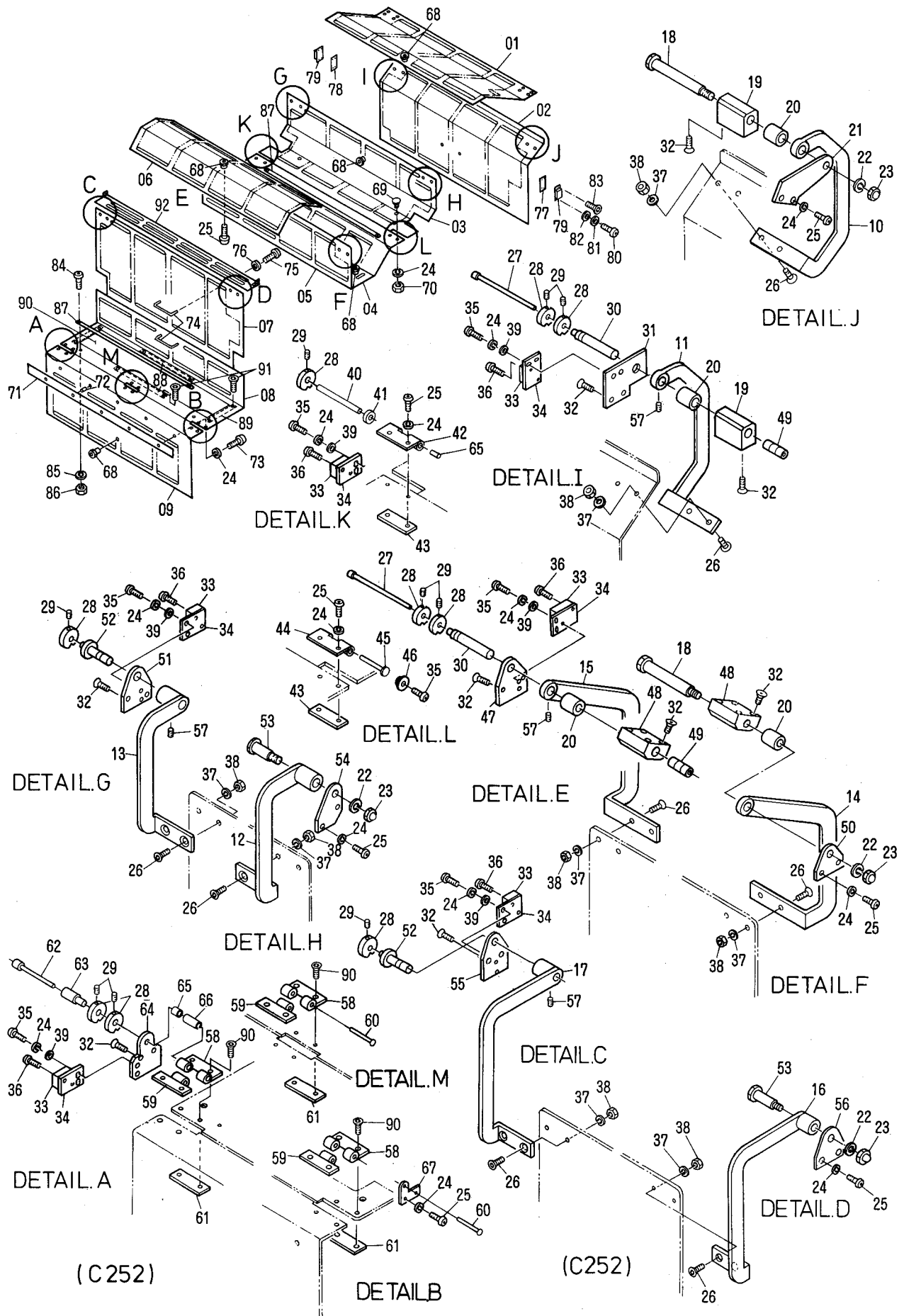




## Cover (C252, C252SF)

T5061

INDEX No.	Parts No.	Description (Remarks)	Unit Per Assy			
			C52E	-SF C52E	C252E	-SF C252E
01	7305-08001	Cover	0	0	1	1
02	7305-08002	Cover	0	0	1	1
03	7305-08003	Cover	0	0	1	1
04	7305-08004	Cover	0	0	1	1
05	7305-08005	Cover	0	0	1	1
06	7305-08006	Cover	0	0	1	1
07	7305-08007	Cover	0	0	1	1
08	7305-08008	Cover	0	0	1	1
09	7305-08009	Cover	0	0	1	1
10	7305-08010	Lever	0	0	1	1
11	7305-08011	Lever	0	0	1	1
12	7305-08012	Lever	0	0	1	1
13	7305-08013	Lever	0	0	1	1
14	7305-08014	Lever	0	0	1	1
15	7305-08015	Lever	0	0	1	1
16	7305-08016	Lever	0	0	1	1
17	7305-08017	Lever	0	0	1	1
18	7305-08026	Pin	0	0	2	2
19	7305-08025	Block	0	0	2	2
20	7305-08024	Spacer	0	0	4	4
21	7305-08018	Bracket	0	0	1	1
22	180-108.01	Lock Washer	0	0	4	4
23	170-508	Cap Nut	0	0	4	4
24	180-105	Lock Washer	0	0	20	20
25	125-712	Screw	0	0	8	8
26	122-165.01	Screw	0	0	16	16
27	7305-08028	Pin	0	0	2	2
28	CK13-26	Cam	0	0	9	9
29	145-408	Set Screw	0	0	9	9
30	7305-08027	Pin	0	0	2	2
31	7305-08019	Bracket	0	0	1	1
32	122-110	Screw	0	0	20	20
33	E10-29-3	Limit Switch	0	0	6	6
34	5805-02389	Limit Switch Base	0	0	6	6
35	125-708	Screw	0	0	12	12
36	125-612	Screw	0	0	12	12
37	180-106.01	Lock Washer	0	0	16	16
38	170-106.01	Nut	0	0	16	16
39	184-105	Flat Washer	0	0	12	12
40	7305-08033	Pin	0	0	1	1
41	7305-08032	Spacer	0	0	1	1
42	CK13-25	Hinge	0	0	1	1
43	CK13-06	Plate Nut	0	0	2	2
44	G09-07-3	Hinge	0	0	1	1
45	7305-08031	Pin	0	0	1	1
46	5203-11007	Stopper	0	0	1	1
47	7305-08023	Bracket	0	0	1	1
48	7205-08020	Block	0	0	2	2
49	7205-08037	Spacer	0	0	2	2
50	7305-08032	Bracket	0	0	1	1
51	7305-08021	Bracket	0	0	1	1
52	7305-08030	Pin	0	0	2	2
53	7305-08029	Pin	0	0	2	2
54	7305-08020	Bracket	0	0	1	1
55	5805-02385	Bracket	0	0	1	1
56	5805-02255	Bracket	0	0	1	1
57	145-505	Set Screw	0	0	4	4
58	4807-21022	Hinge	0	0	3	3
59	4807-21008	Hinge	0	0	3	2
60	G09-09-3	Pin	0	0	2	2
61	4807-21006	Plate Nut	0	0	6	6
62	7205-08025	Pin	0	0	1	1
63	7205-08026	Pin	0	0	1	1
64	7205-08035	Bracket	0	0	1	1
65	7205-08058	Spacer	0	0	2	2
66	CK13-23	Pin	0	0	1	1
67	7205-08036	Bracket	0	0	1	1
68	I29-32-3	Knob	0	0	7	7
69	7205-08045	Stopper	0	0	2	2
70	170-105	Nut	0	0	2	2



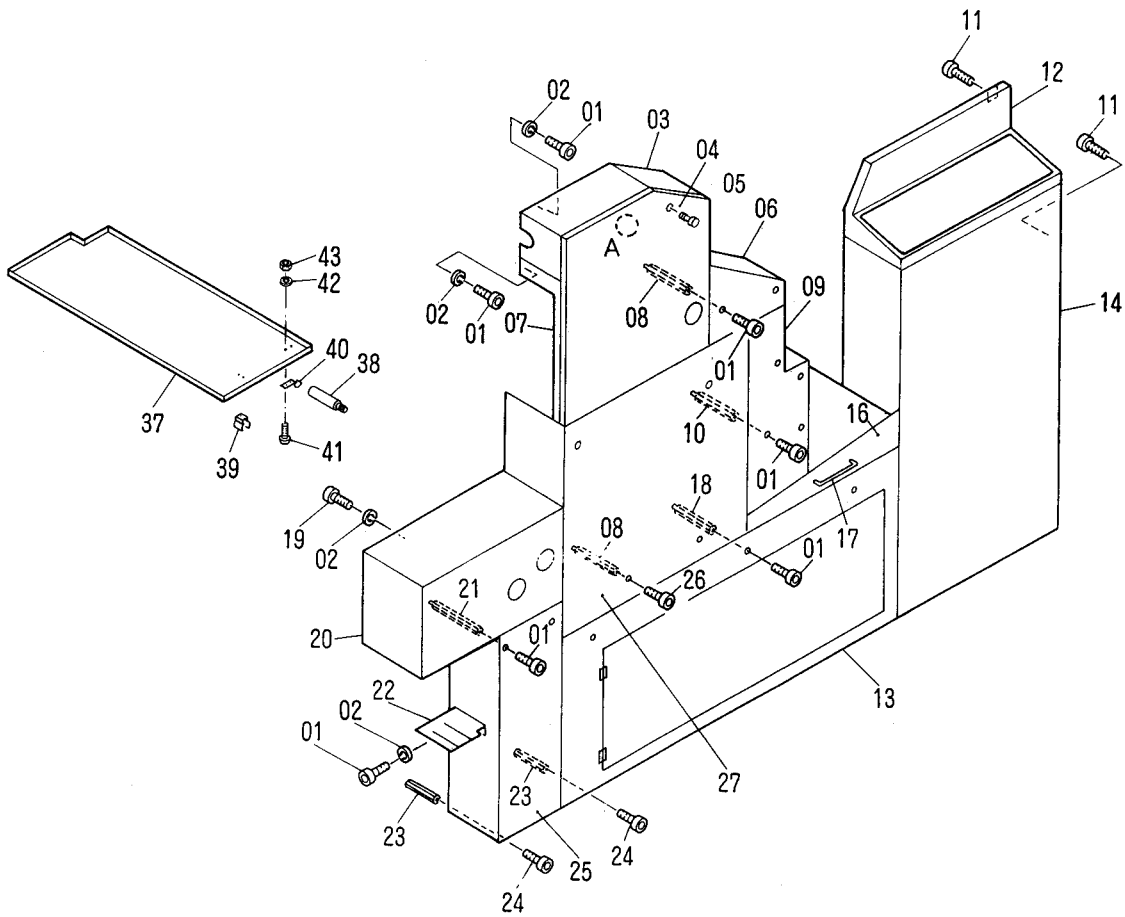
(C252)

(C252)

DETAIL B



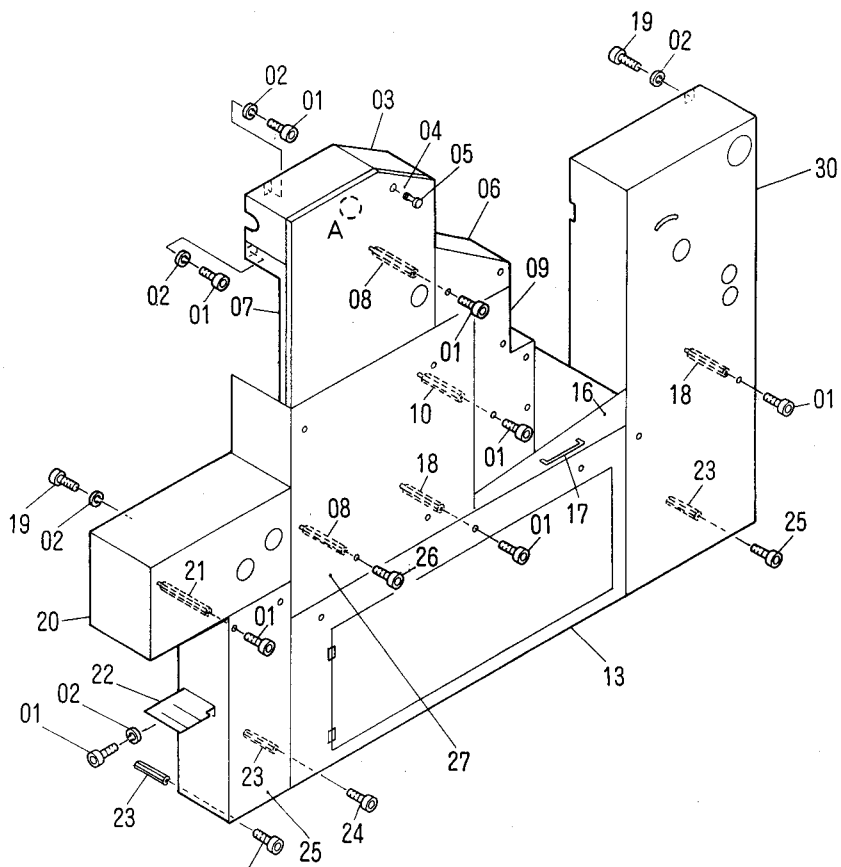
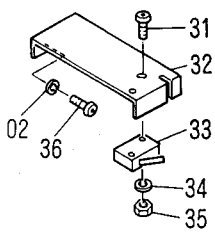
T5062



C52SF

OP-Side

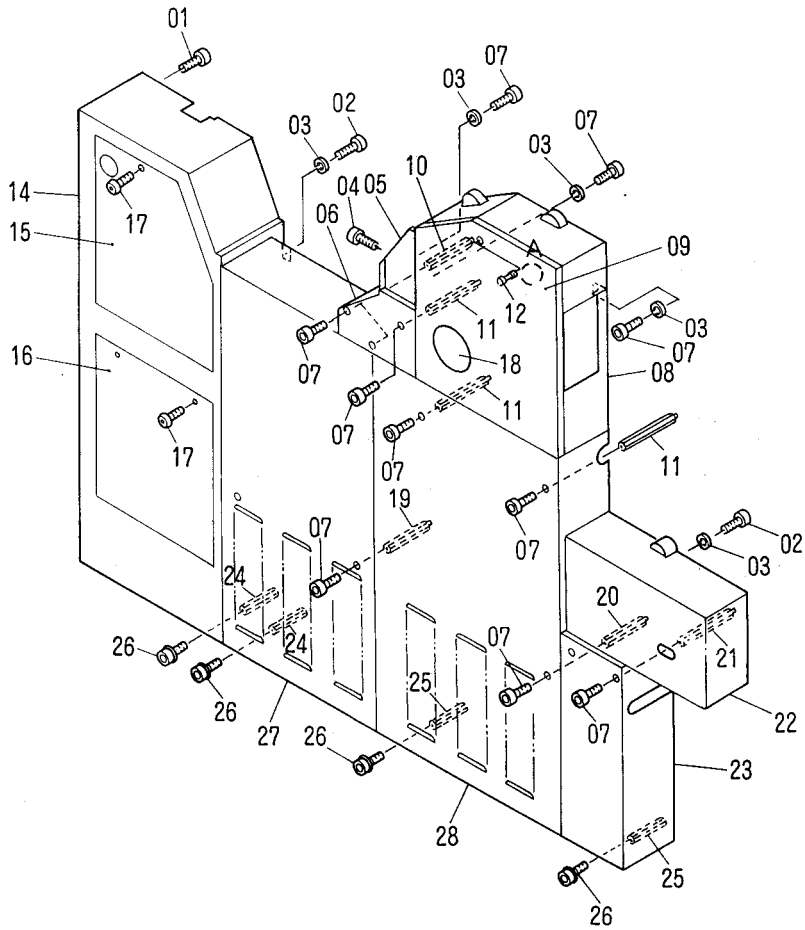
DETAIL A



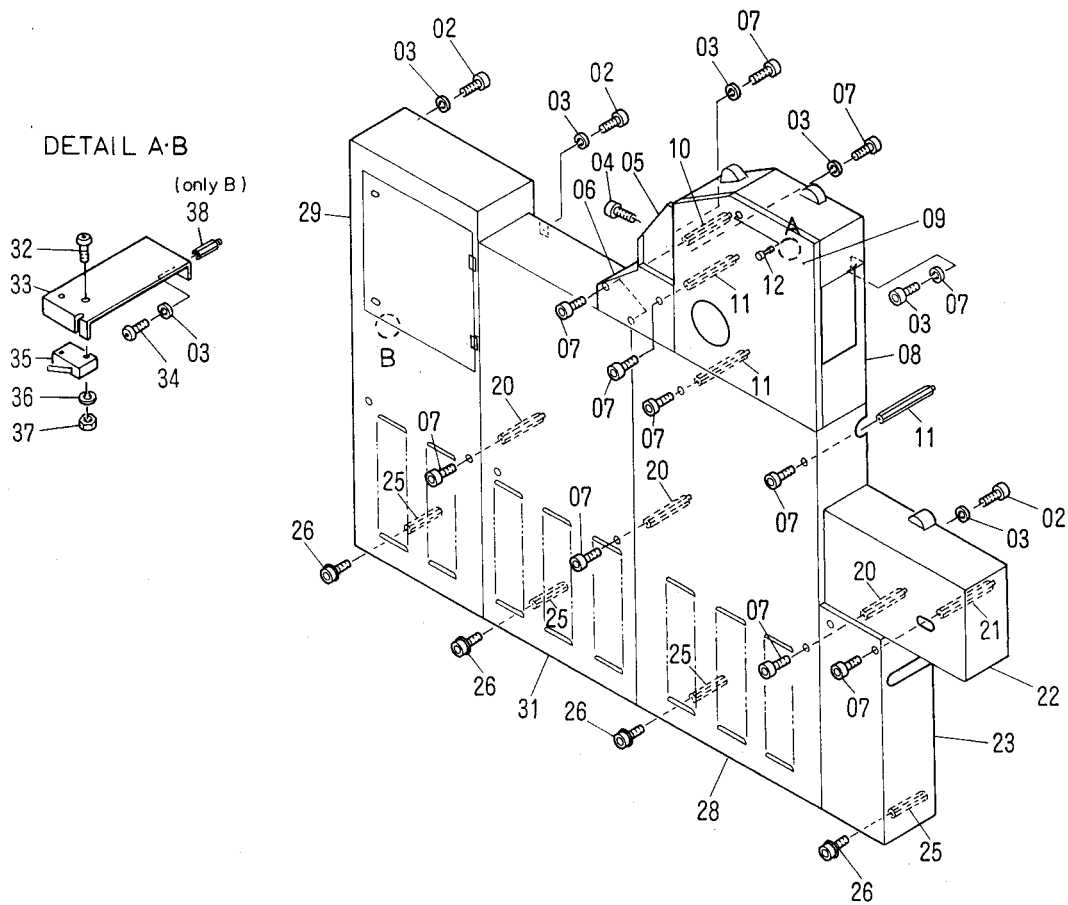
C52







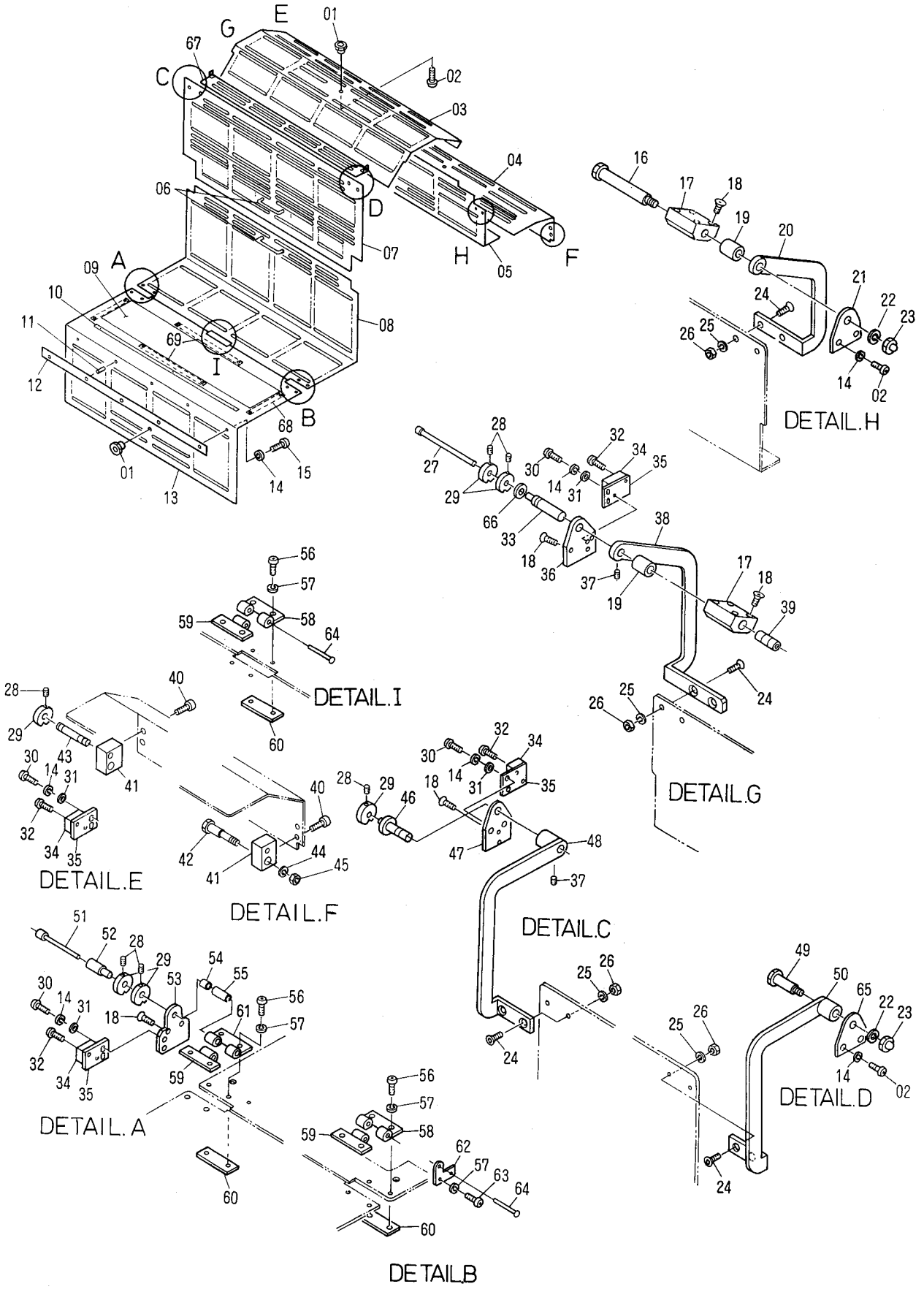
C52SF



NOP-Side

C52



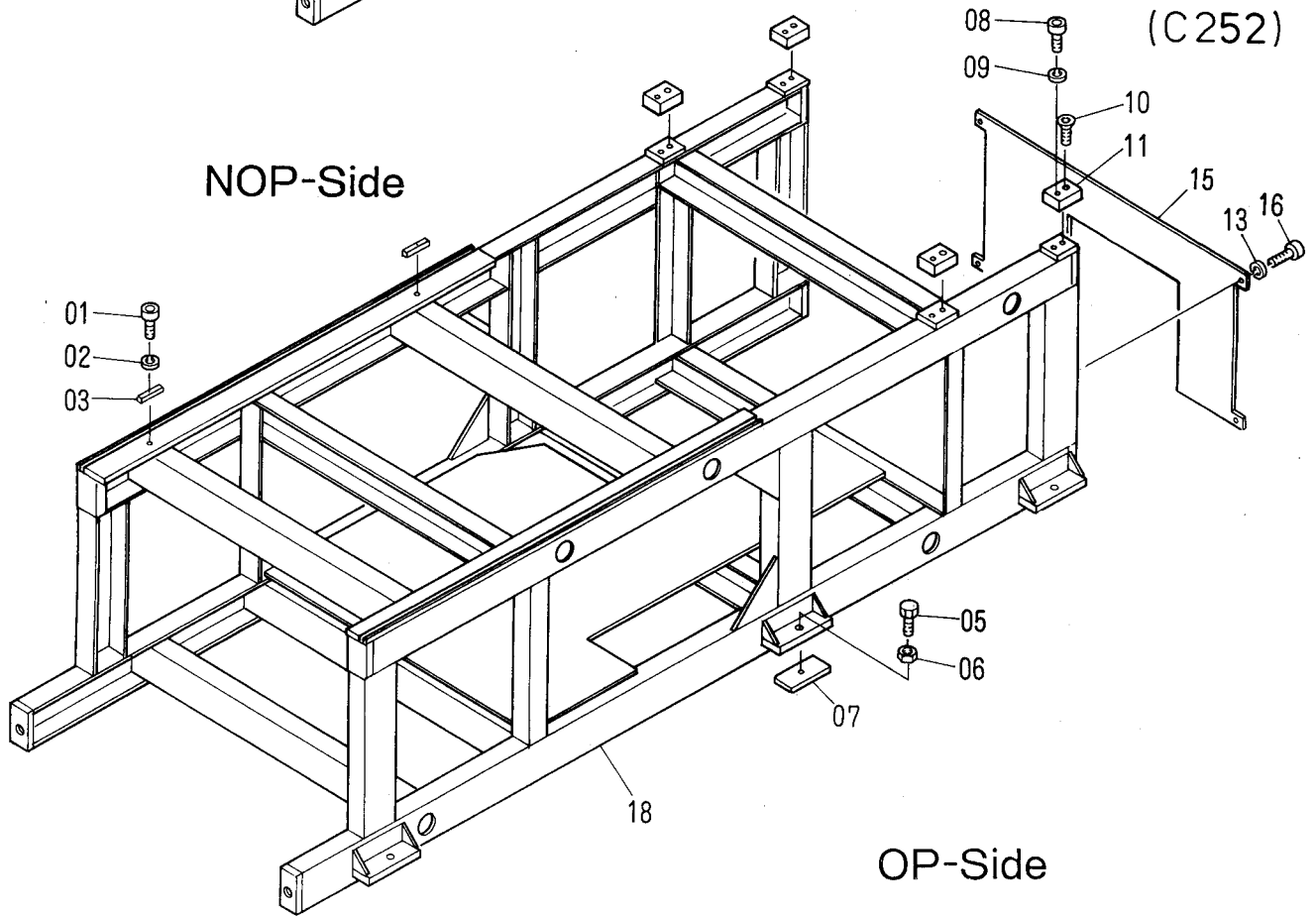
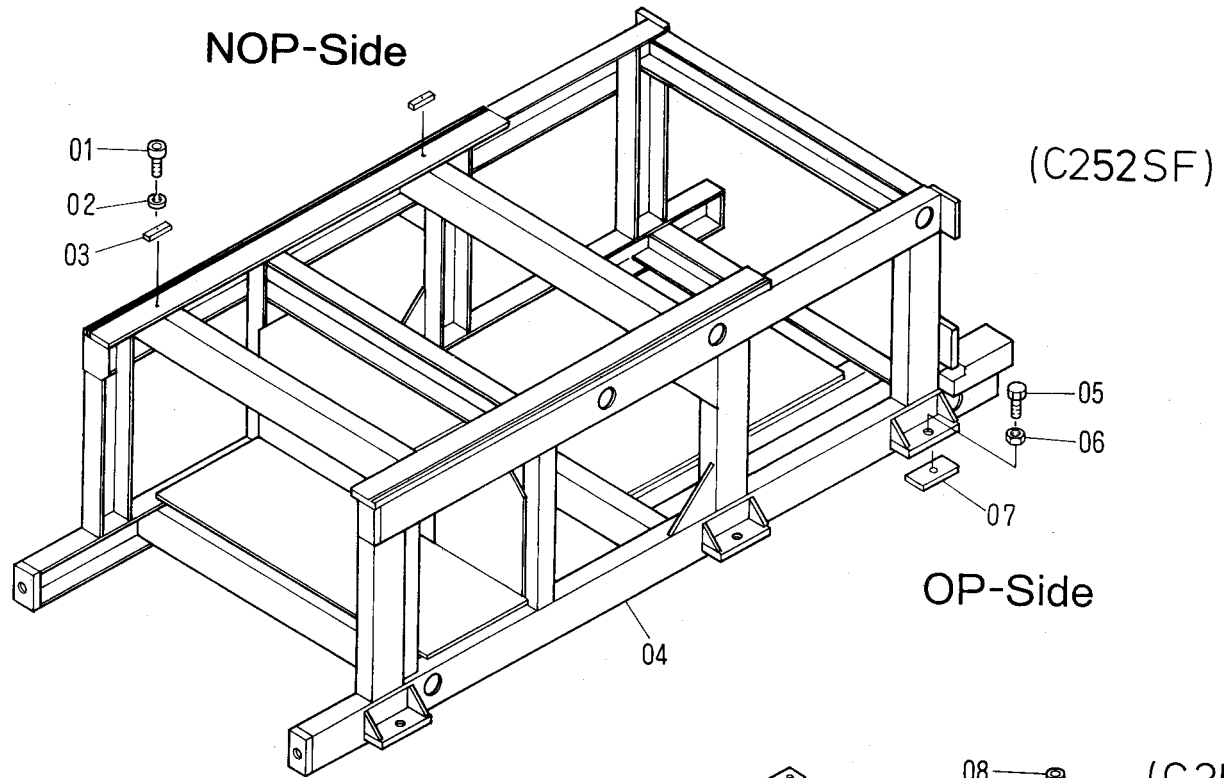


## Cover ( C52, C52SF )

T5064

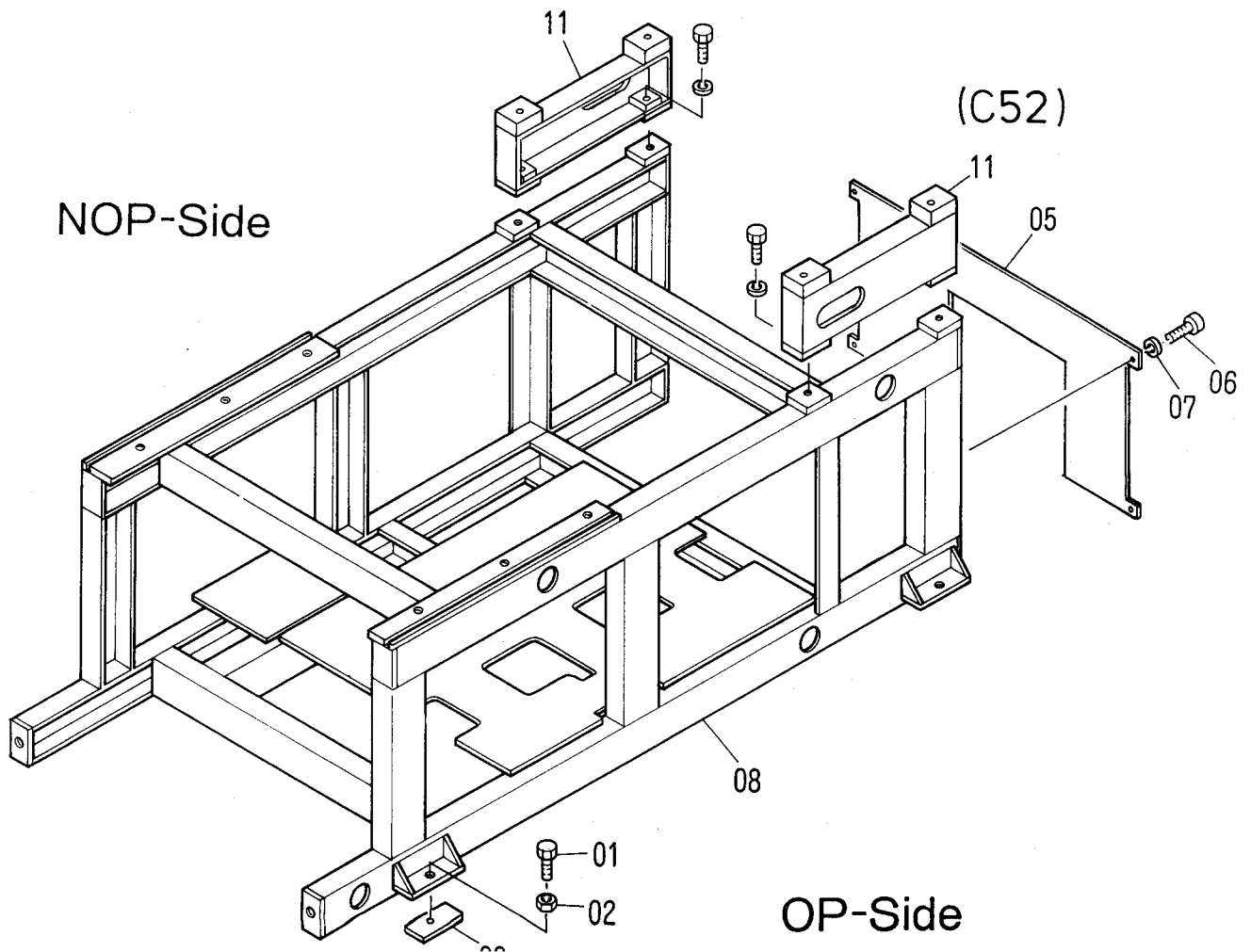
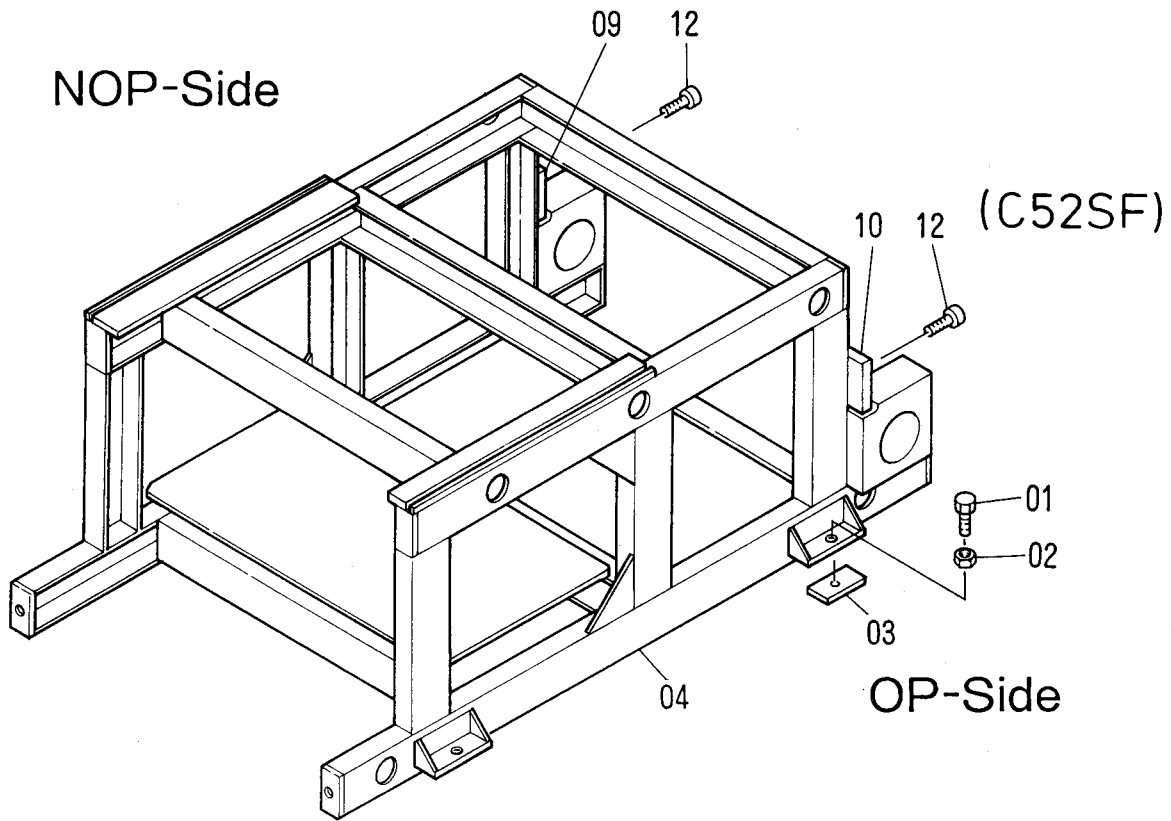
INDEX No.	Parts No.	Description (Remarks)	Unit Per Assy			
			C52E	-SF C52E	C252E	-SF C252E
01	I29-32-3	Knob	4	4	0	0
02	125-712	Screw	8	8	0	0
03	7305-08006	Cover	1	1	0	0
04	7305-08042	Cover	1	1	0	0
05	7305-08039	Cover	1	1	0	0
06	5805-02480	Handle	2	2	0	0
07	7305-08007	Cover	1	1	0	0
08	7305-08040	Cover	1	1	0	0
09	7305-08034	Cover	1	1	0	0
10	7303-02020	Scale	1	1	0	0
11	183-178	Roll Pin	2	2	0	0
12	5805-02340	Plate	1	1	0	0
13	7305-08041	Cover	1	1	0	0
14	180-105	Lock Washer	15	15	0	0
15	125-706	Screw	3	3	0	0
16	7305-08026	Pin	1	1	0	0
17	7205-08020	Bracket	2	2	0	0
18	122-110	Screw	14	14	0	0
19	7305-08024	Spacer	2	2	0	0
20	7305-08014	Lever	1	1	0	0
21	7305-08022	Hinge Bracket	1	1	0	0
22	180-108.01	Lock Washer	2	2	0	0
23	170-508	Cap Nut	2	2	0	0
24	122-165.01	Screw	8	8	0	0
25	180-106.01	Lock Washer	8	8	0	0
26	170-106.01	Nut	8	8	0	0
27	7305-08028	Pin	1	1	0	0
28	145-408	Set Screw	6	6	0	0
29	CK13-26	Cam	6	6	0	0
30	125-708	Screw	8	8	0	0
31	184-105	Flat Washer	8	8	0	0
32	125-612	Screw	8	8	0	0
33	7305-08027	Pin	1	1	0	0
34	E10-29-3	Limit Switch	4	4	0	0
35	5805-02389	Limit Switch Bracket	4	4	0	0
36	7305-08023	Hinge Bracket	1	1	0	0
37	145-505	Set Screw	2	2	0	0
38	7305-08015	Lever	1	1	0	0
39	7205-08037	Pin	1	1	0	0
40	117-510.01	Screw	4	4	0	0
41	7205-08053	Bracket	2	2	0	0
42	7205-08054	Pin	1	1	0	0
43	7205-08055	Pin	1	1	0	0
44	180-106	Lock Washer	1	1	0	0
45	170-106	Nut	1	1	0	0
46	7305-08030	Pin	1	1	0	0
47	5805-02385	Hinge Bracket	1	1	0	0
48	7305-08017	Lever	1	1	0	0
49	7305-08029	Pin	1	1	0	0
50	7305-08016	Lever	1	1	0	0
51	7205-08025	Pin	1	1	0	0
52	7205-08026	Pin	1	1	0	0
53	7205-08035	Hinge Bracket	1	1	0	0
54	7205-08058	Spacer	1	1	0	0
55	CK13-23	Pin	1	1	0	0
56	125-712.01	Screw	12	12	0	0
57	180-105.01	Lock Washer	14	14	0	0
58	G09-07-3	Hinge	2	2	0	0
59	G09-08-3	Hinge	3	3	0	0
60	CK13-06	Nut	6	6	0	0
61	CK13-25	Hinge	1	1	0	0
62	7205-08036	Hinge	1	1	0	0
63	125-710.01	Screw	2	2	0	0
64	G07-09-3	Pin	2	2	0	0
65	5805-02255	Hinge Bracket	1	1	0	0
66	5805-02438	Spacer	1	1	0	0
67	7305-08043	Cover	1	1	0	0
68	6505-02061	Plate Nut	2	2	0	0
69	6505-02062	Plate Nut	2	2	0	0

T5065





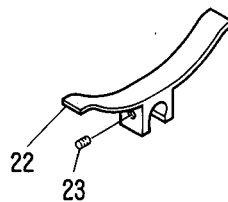
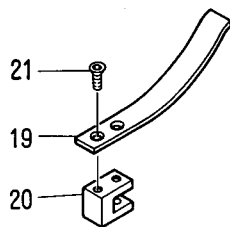
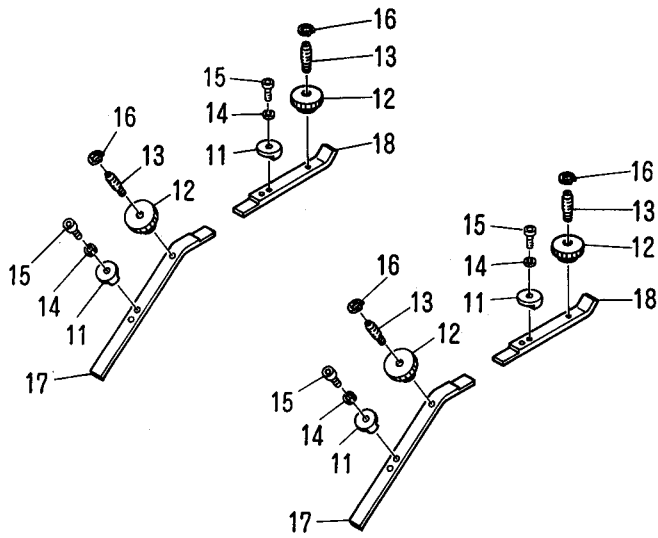
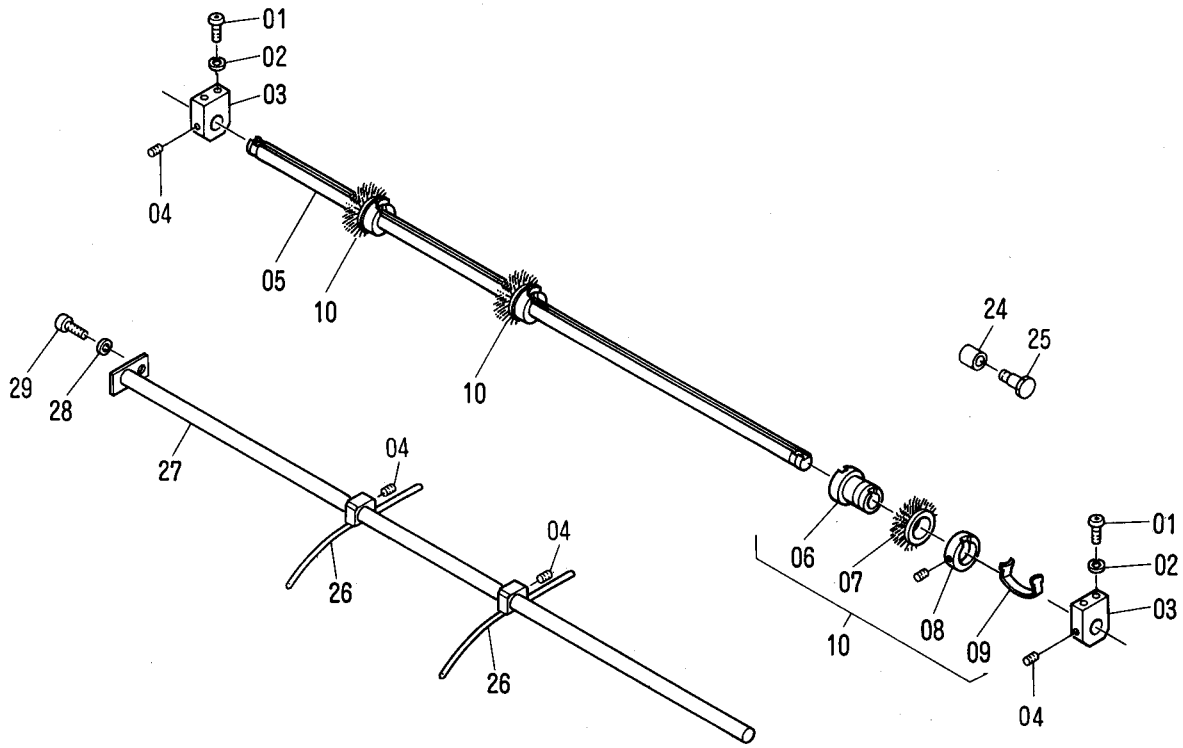
T5066





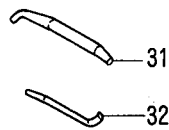
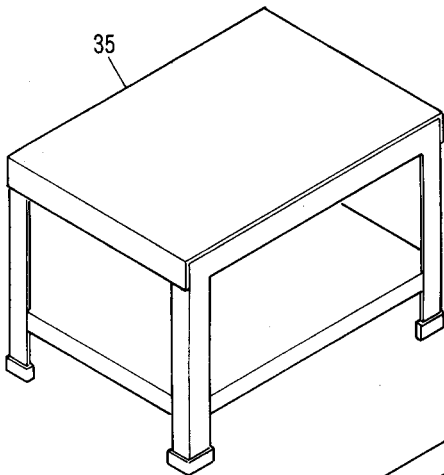
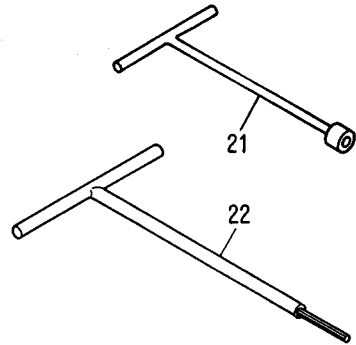
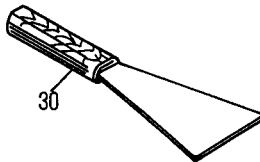
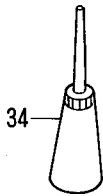
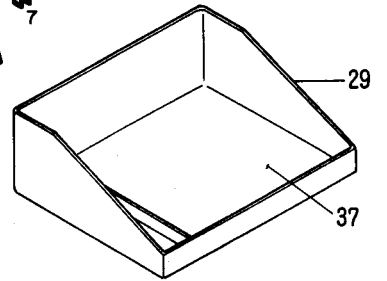
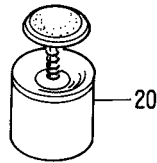
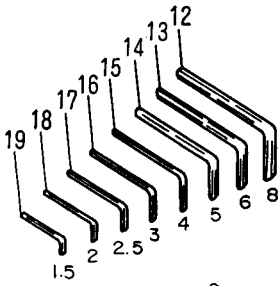
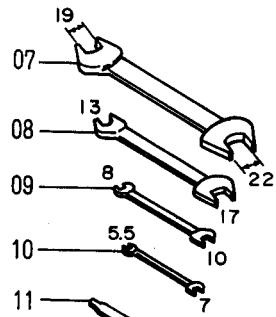
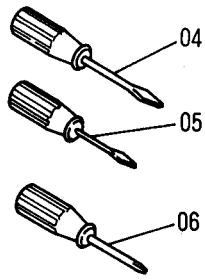
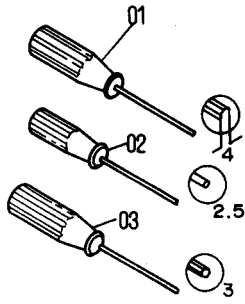


T5067

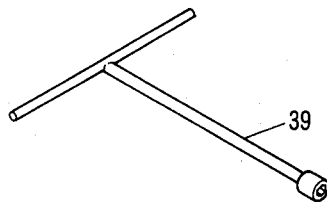
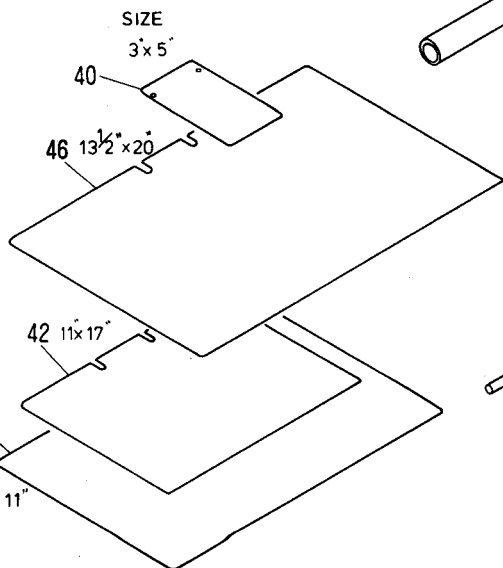
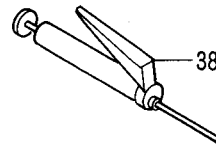
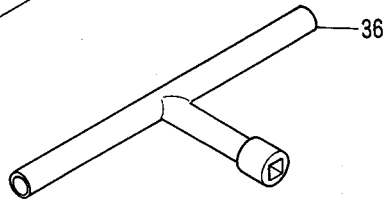
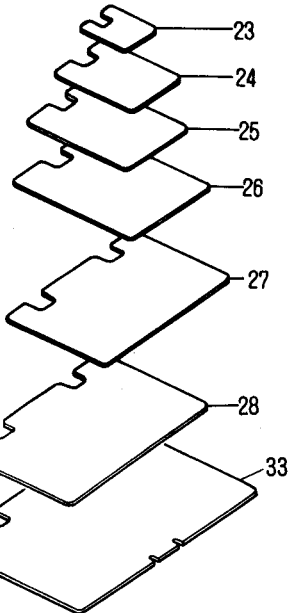




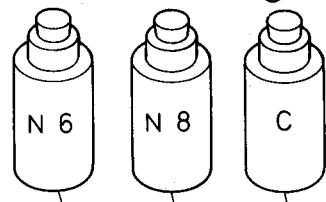
T5068



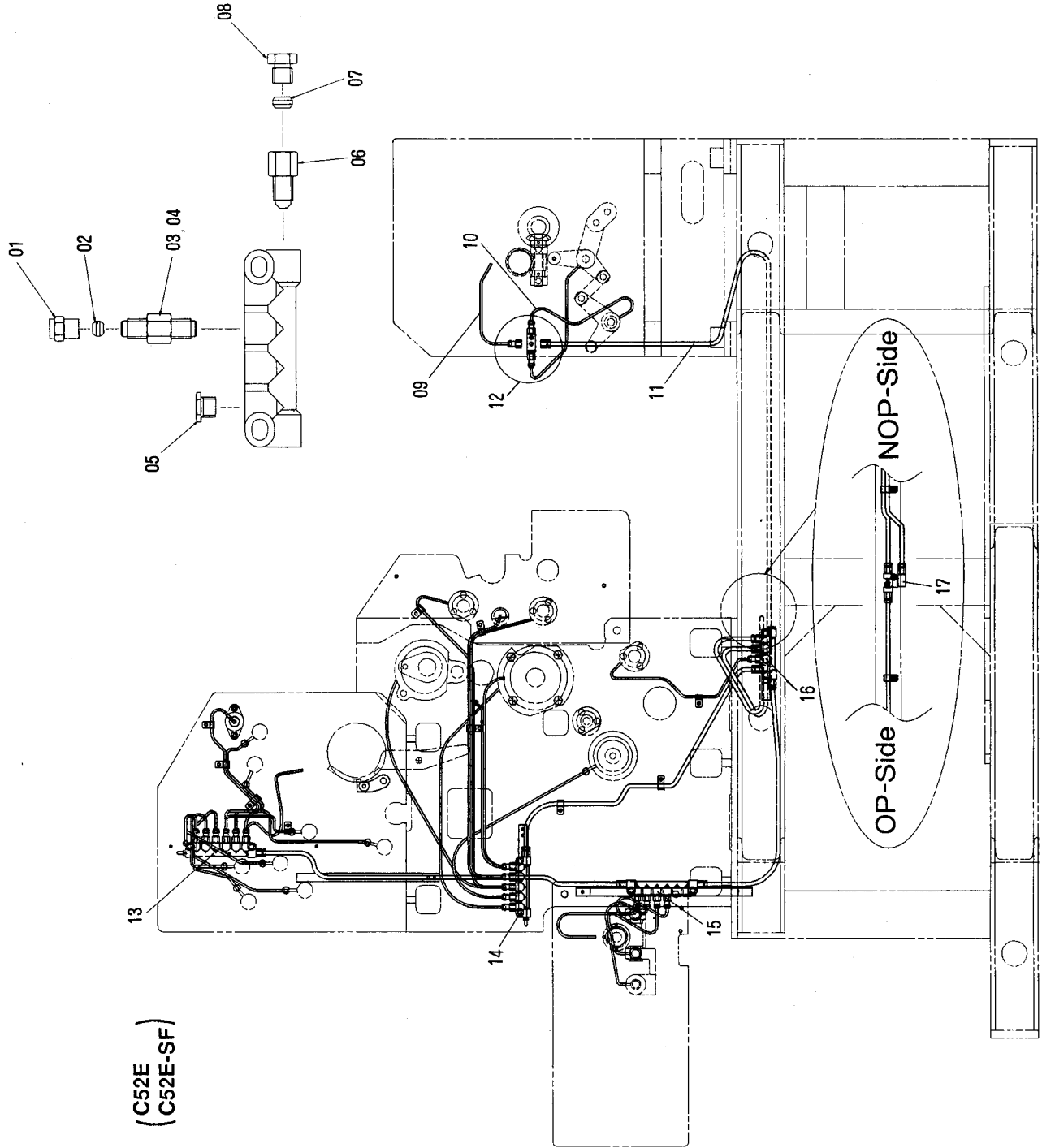
SIZE  
150 X 100  
254 X 175  
295 X 205  
360 X 254



415 X 300  
465 X 320  
510 X 364





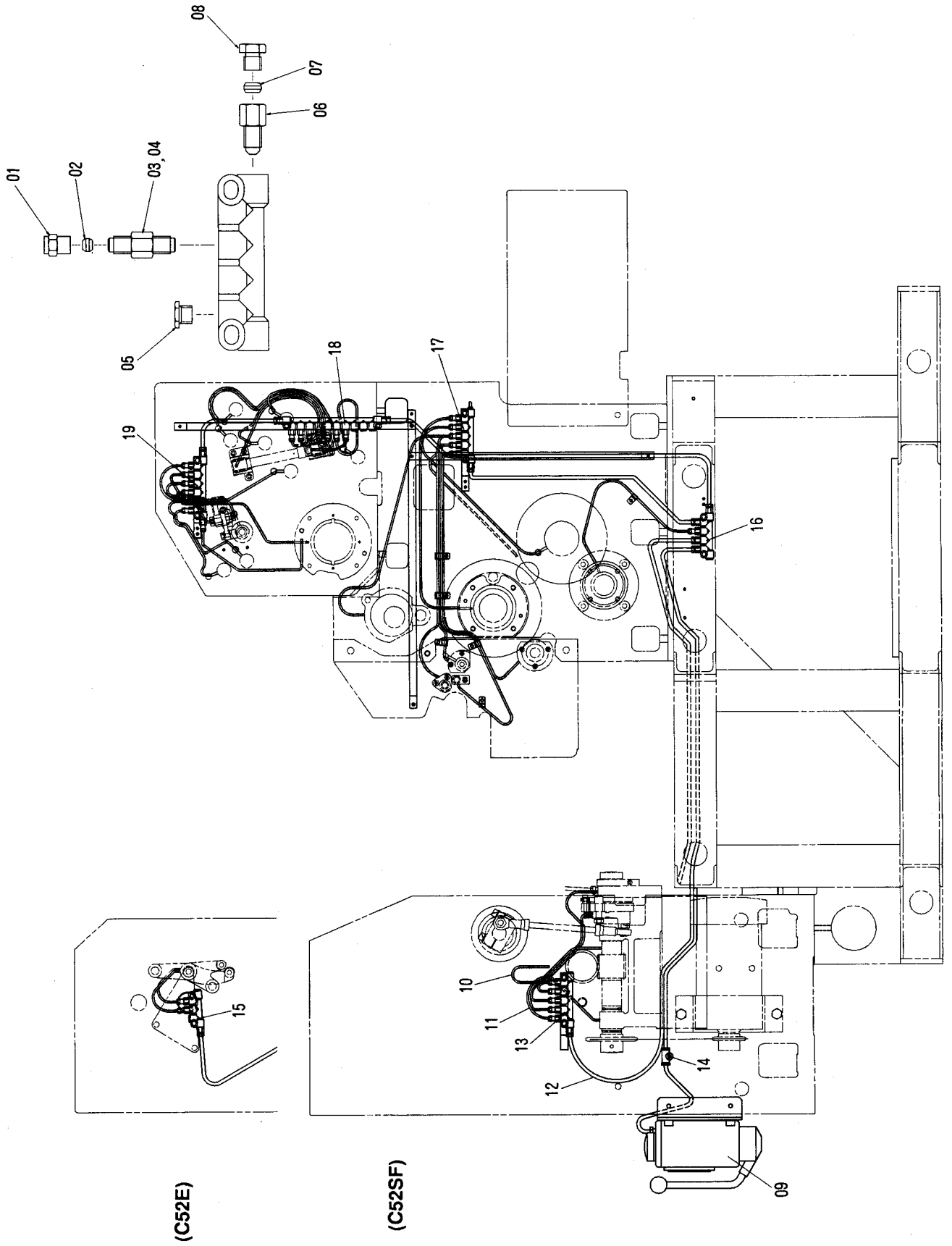


(C52E  
C52E-SF)



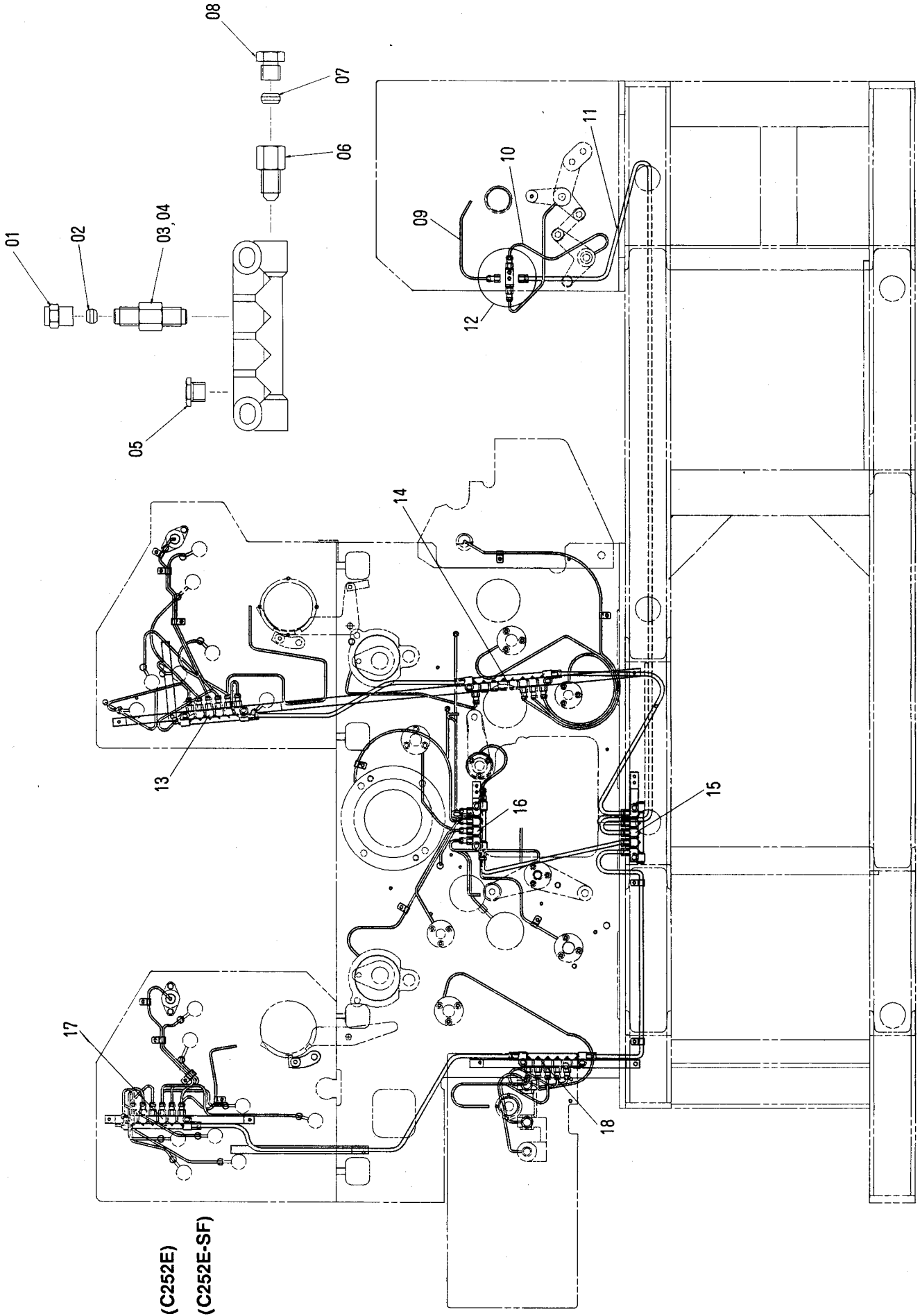


T5070



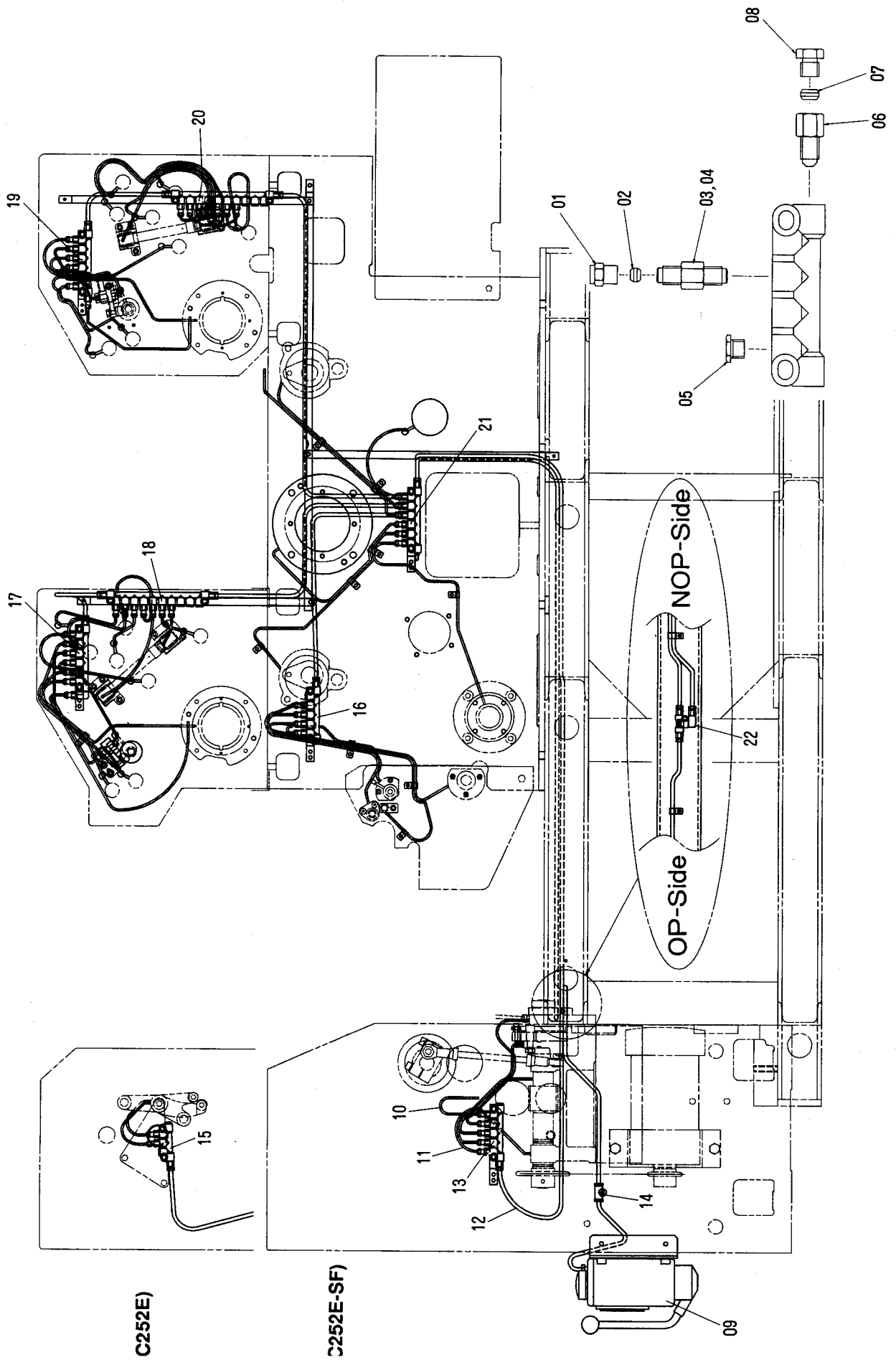






(C252E)  
(C252E-SF)



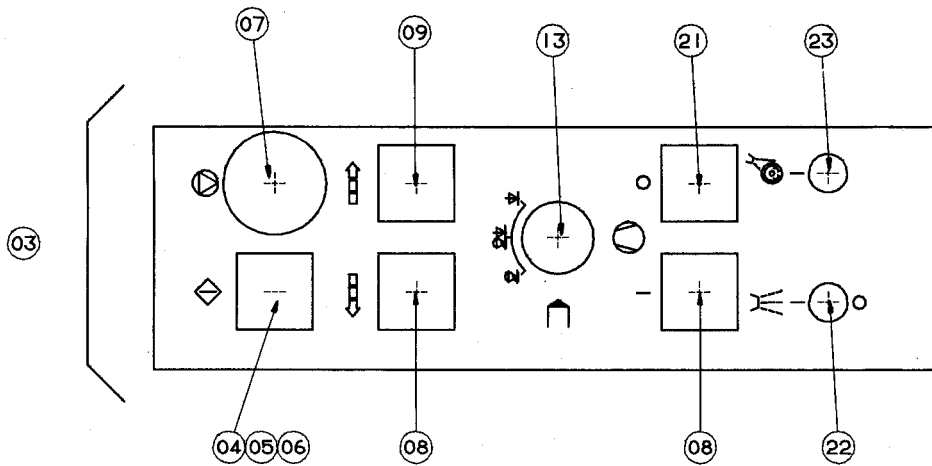
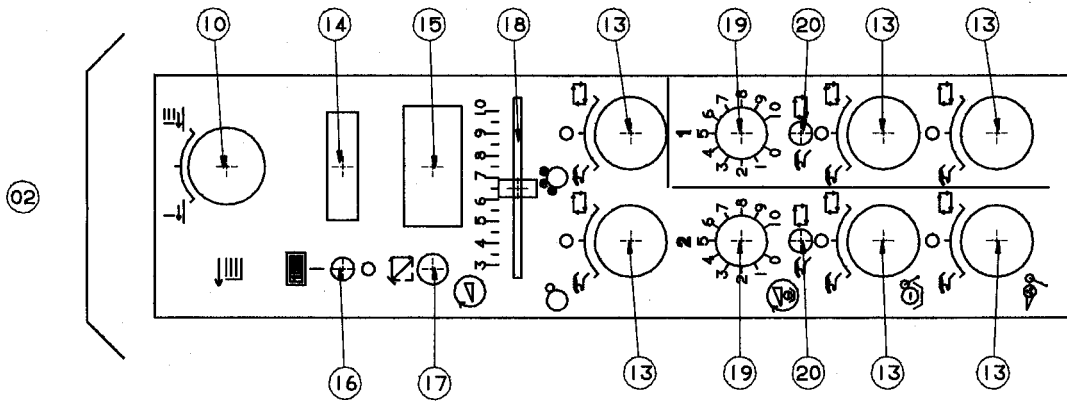
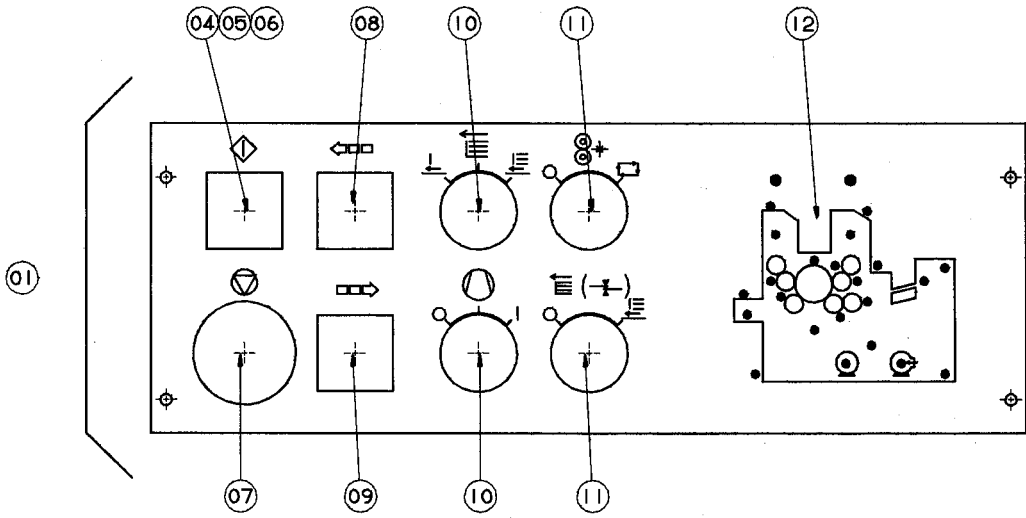


C252E)

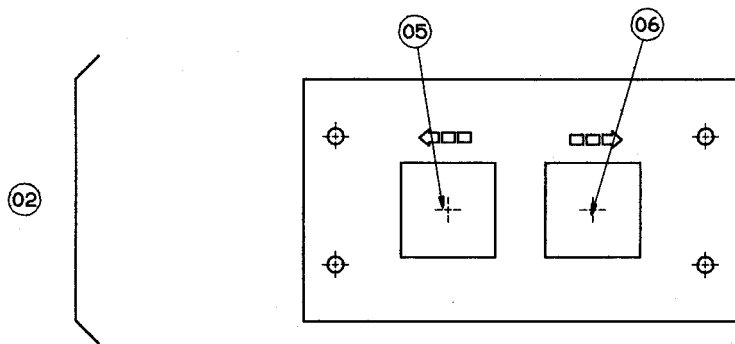
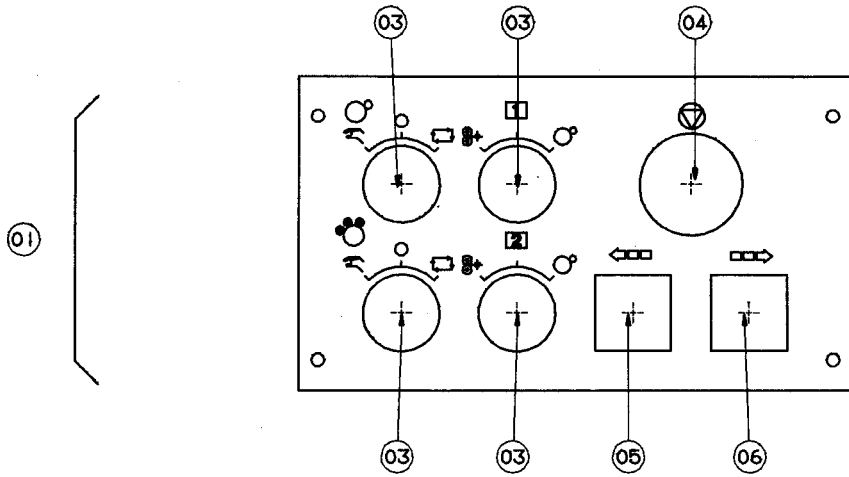
C252E-SF)

OP-Side  
NOP-Side



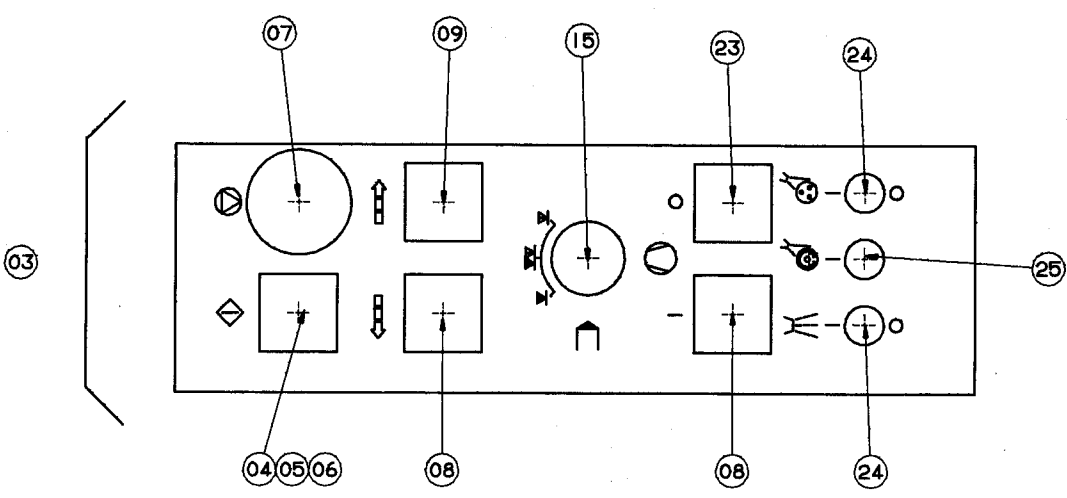
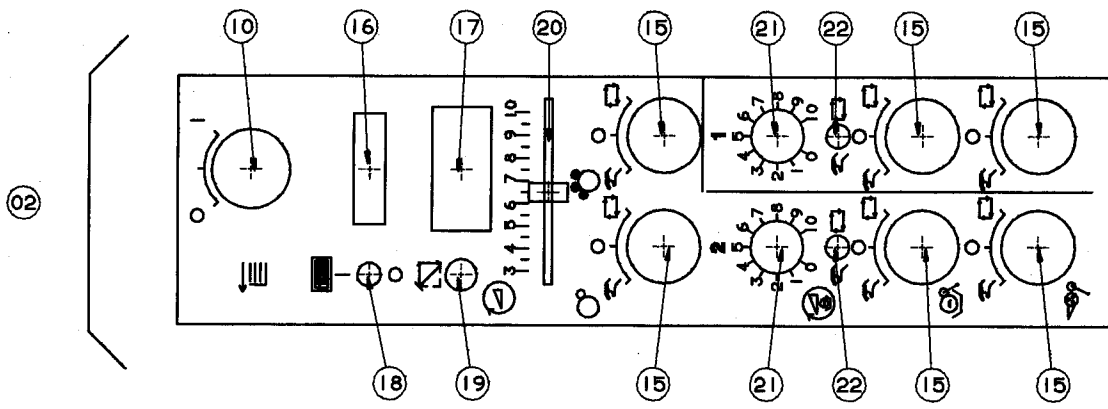
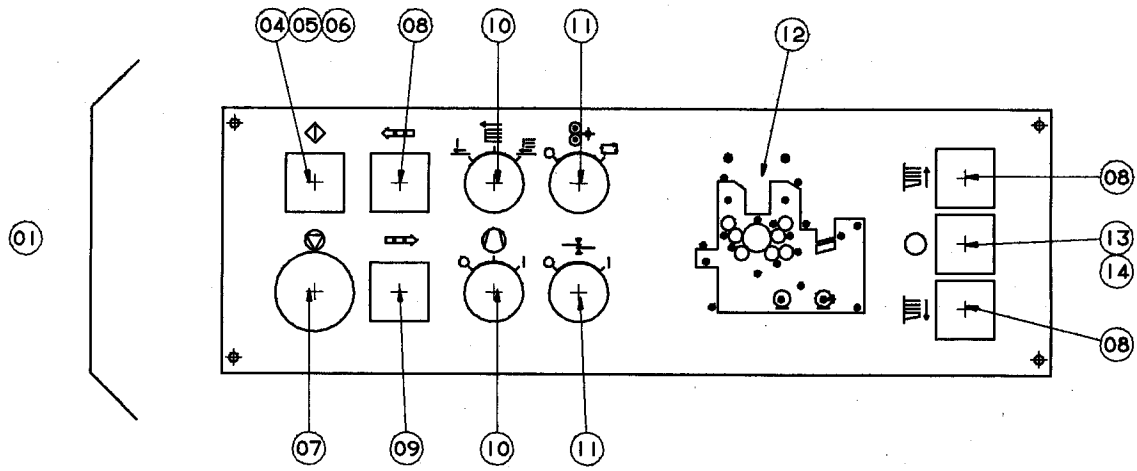




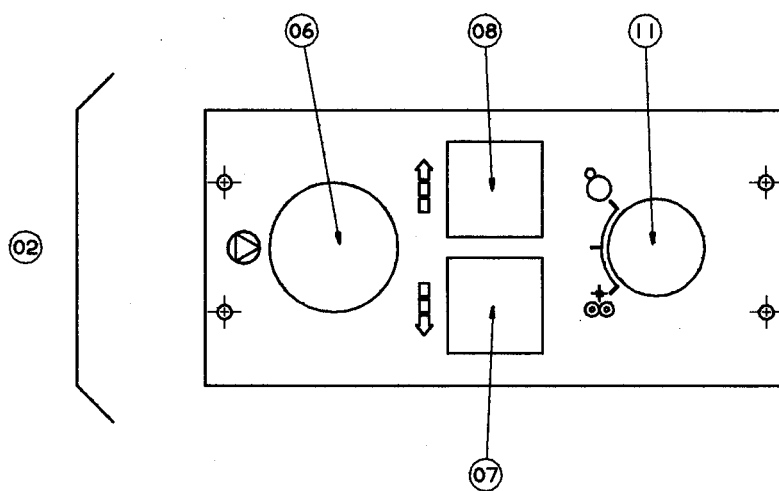
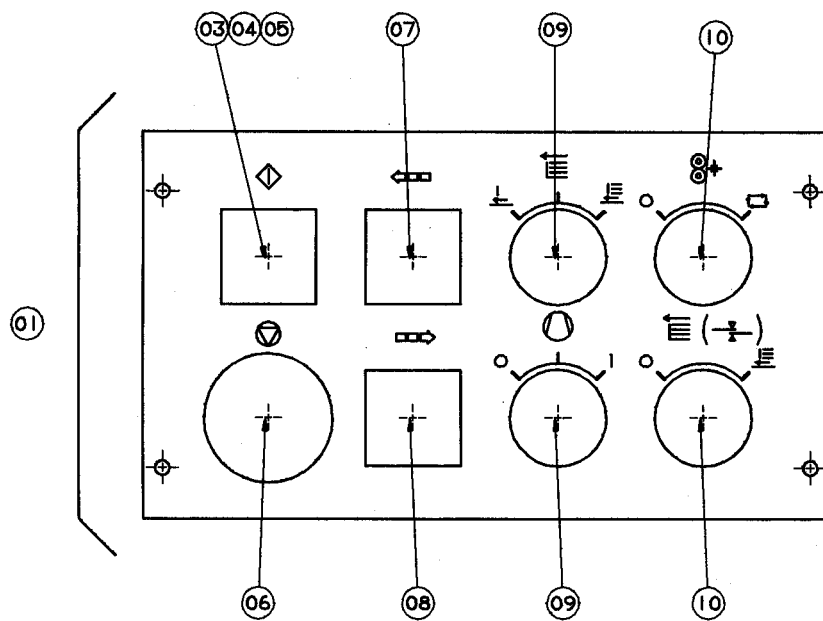




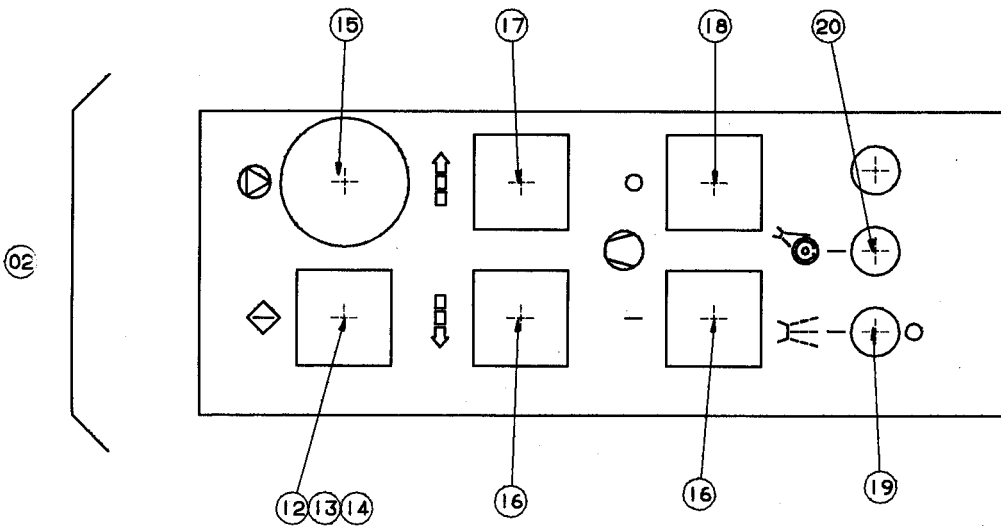
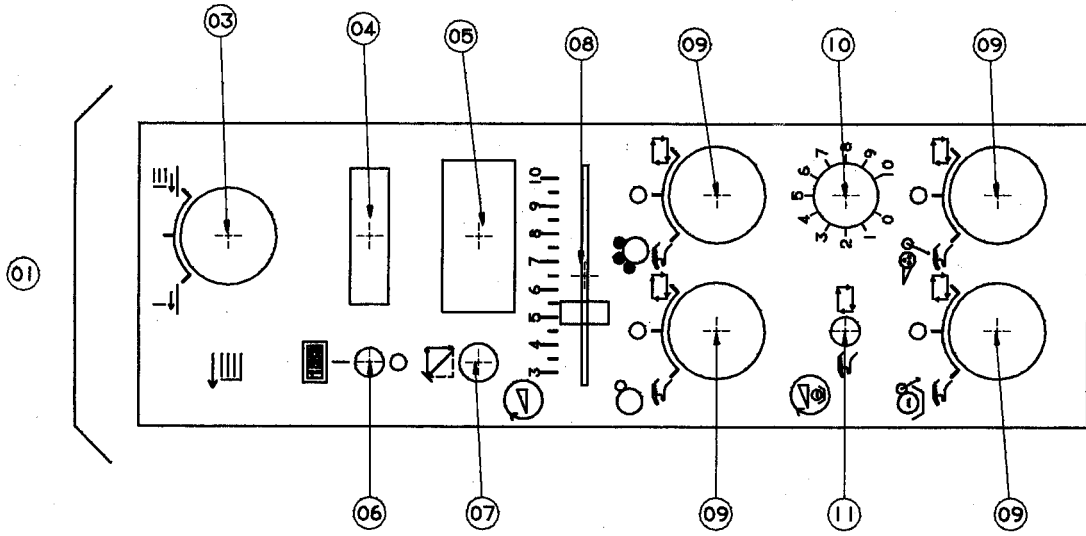




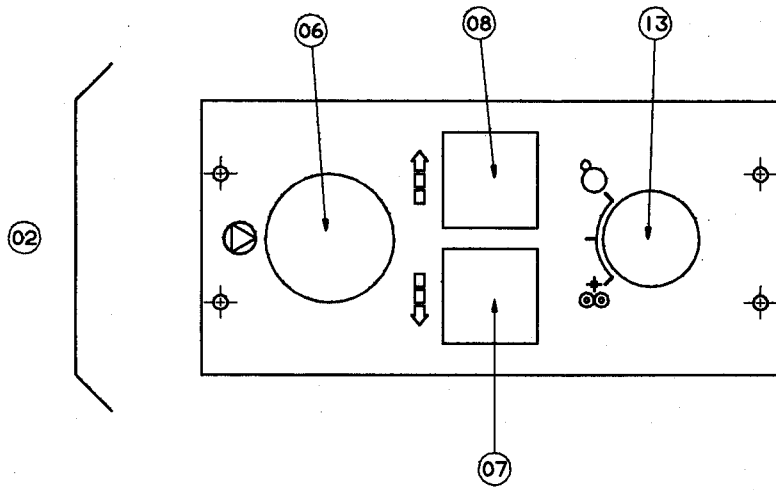
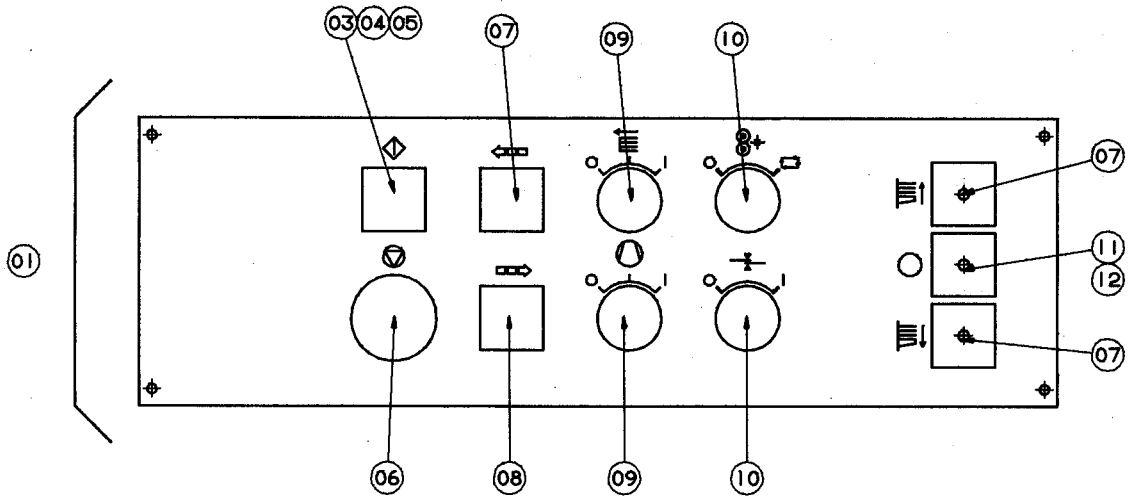






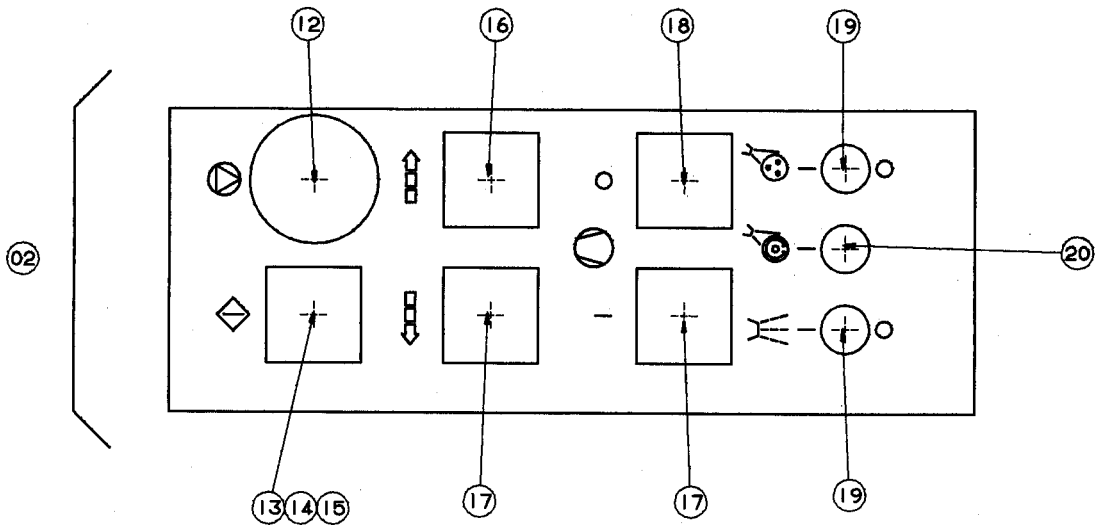
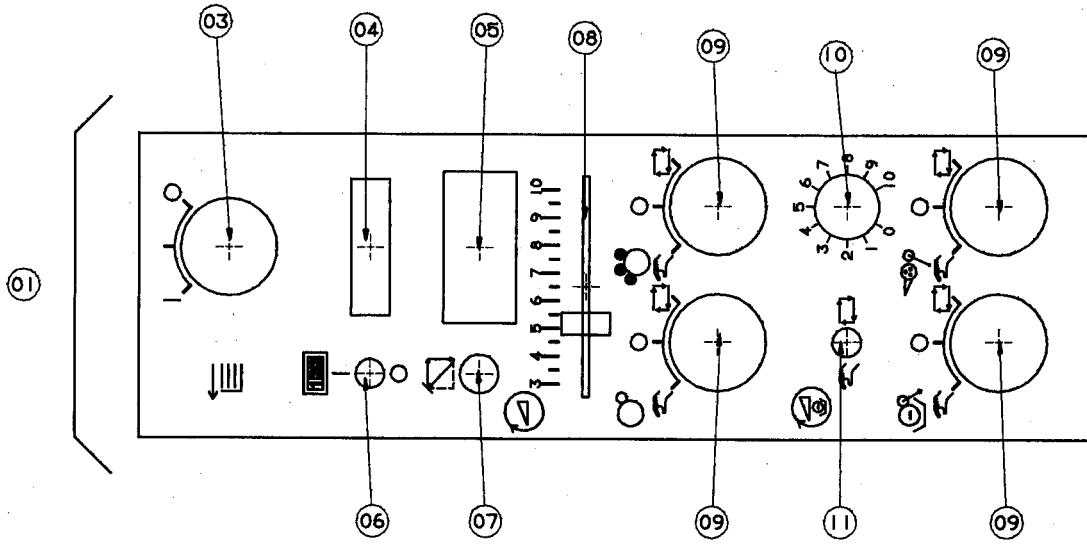




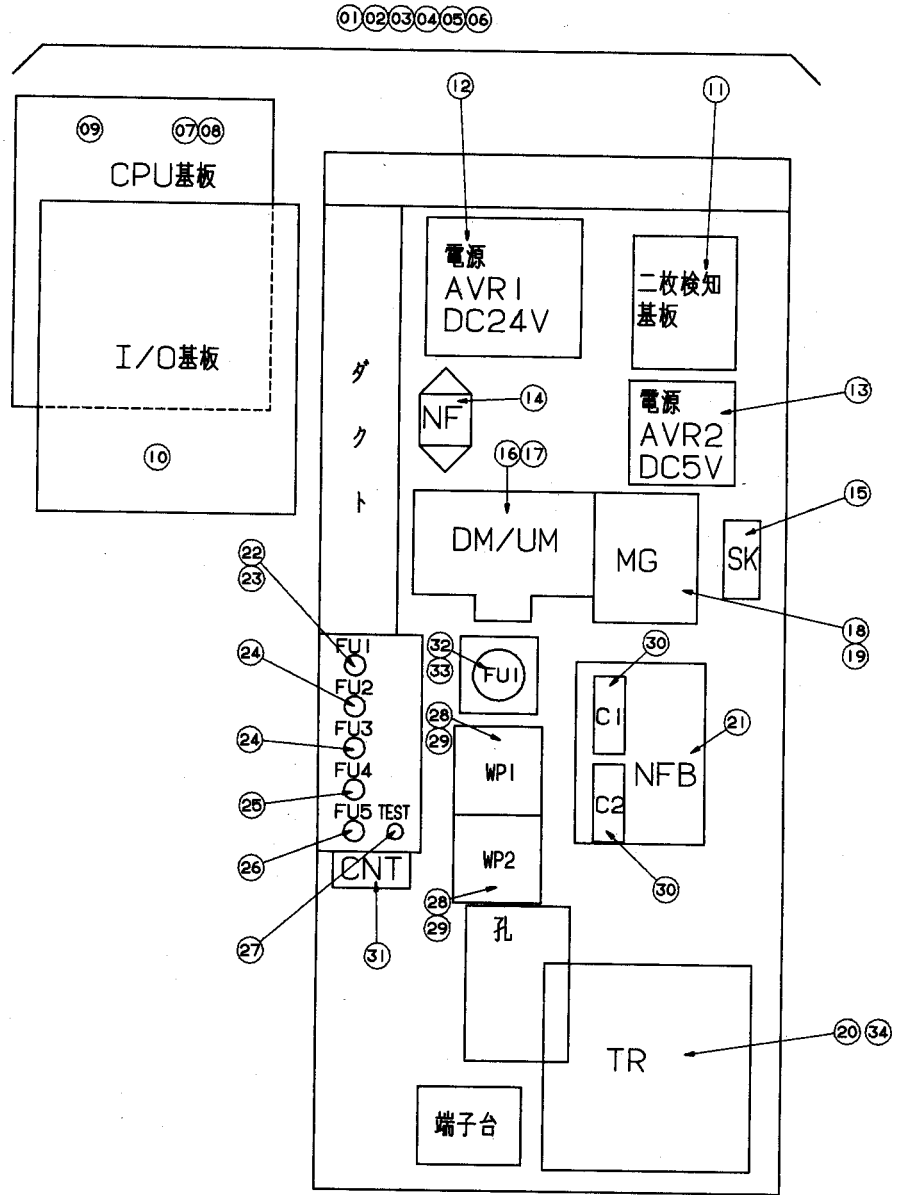




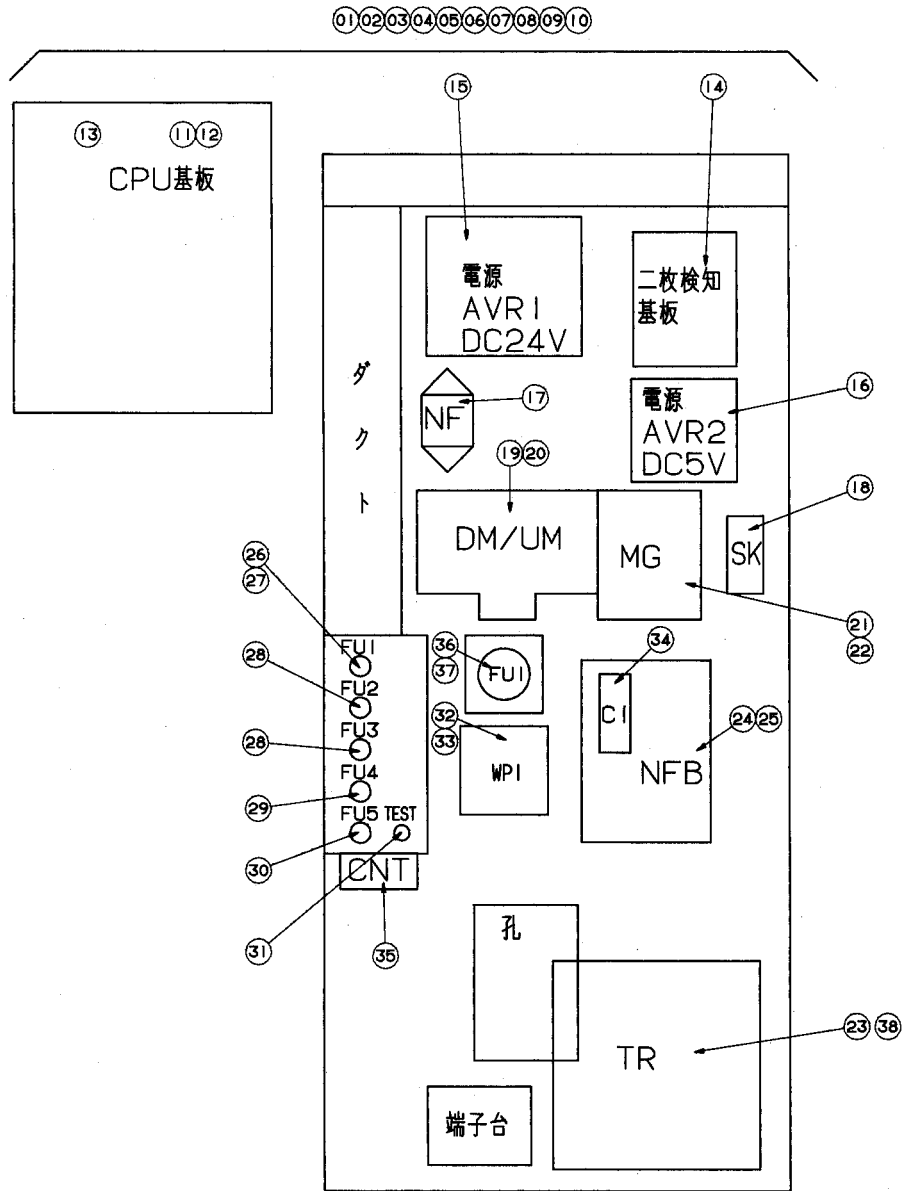






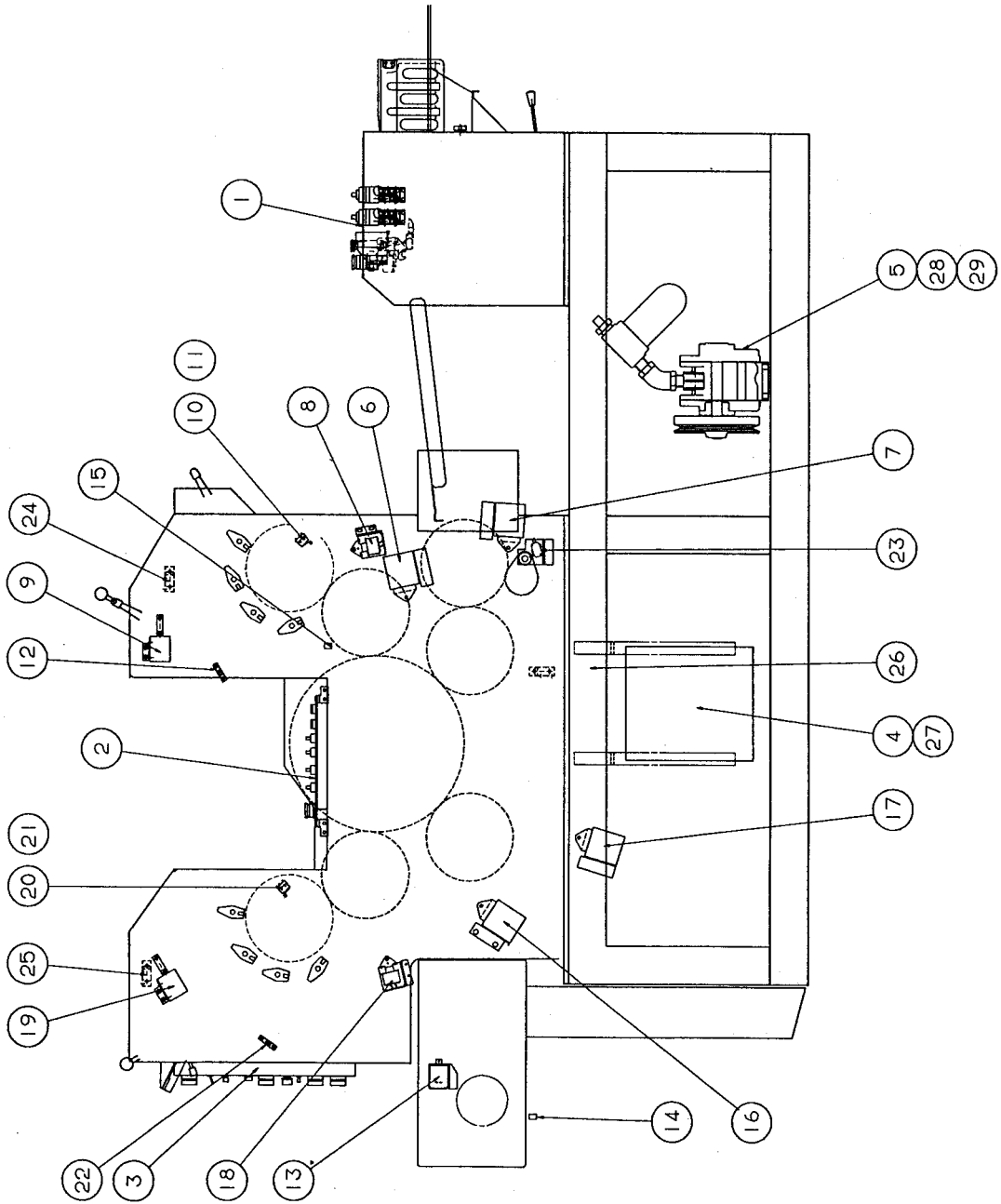






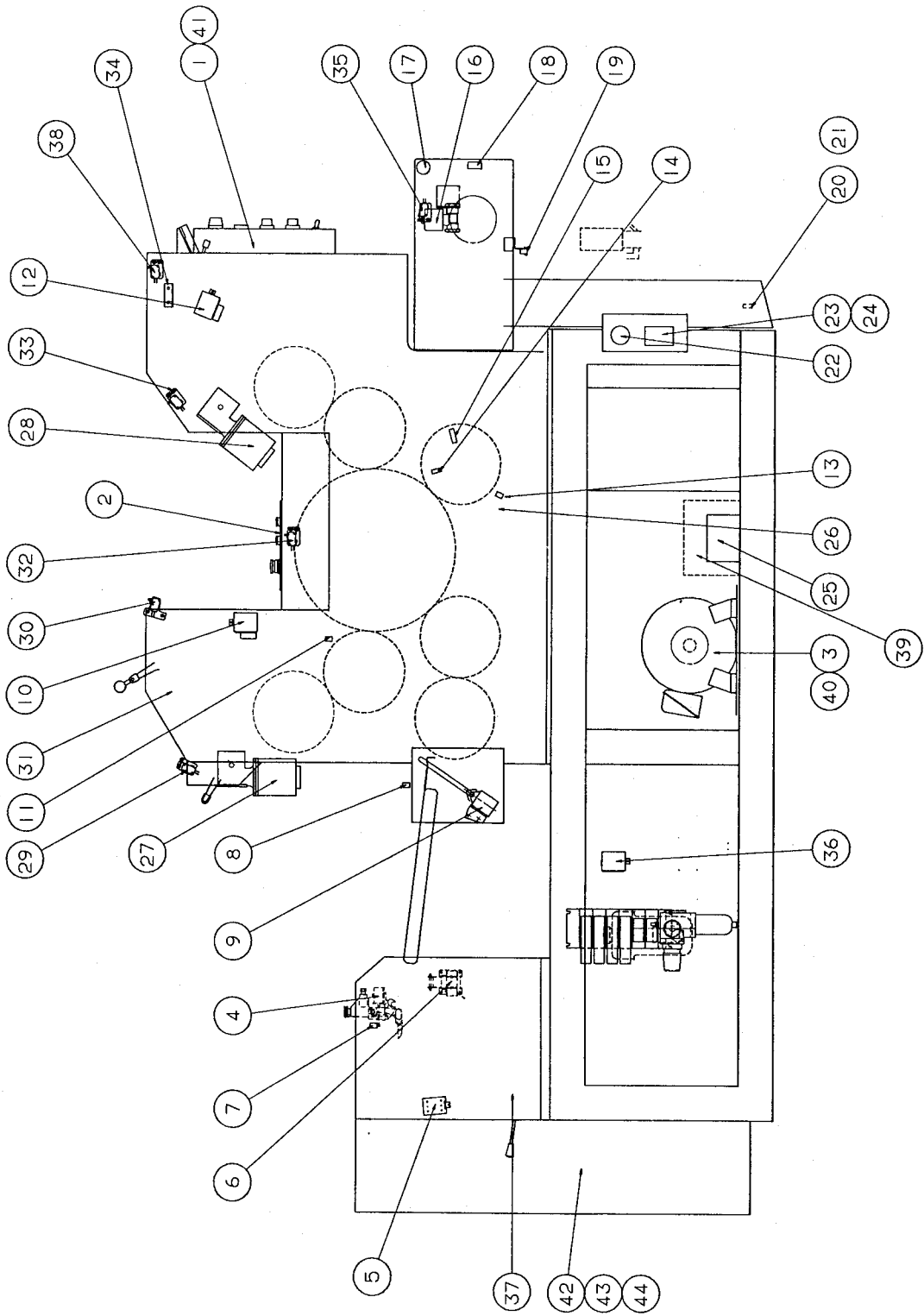


T5082

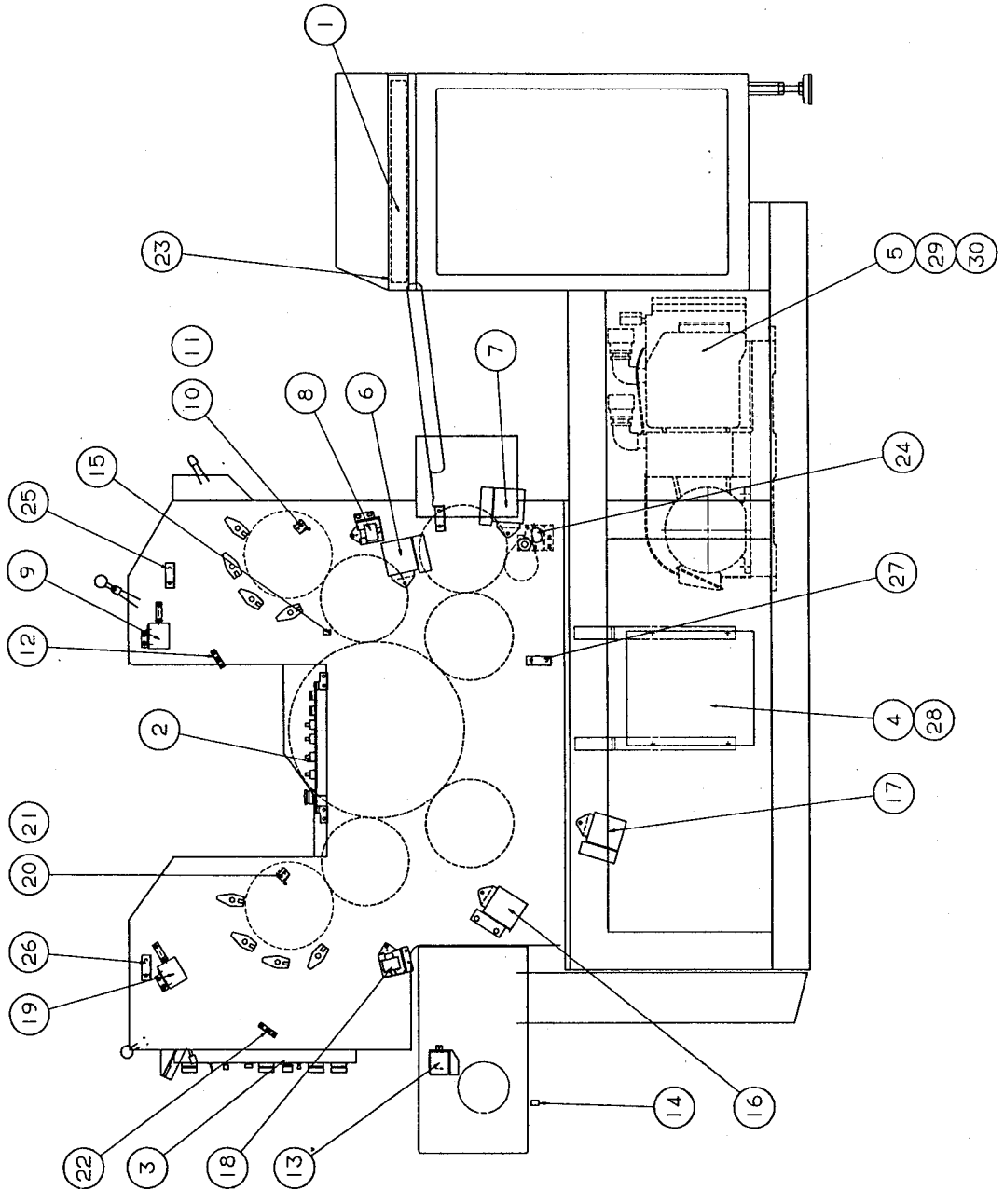




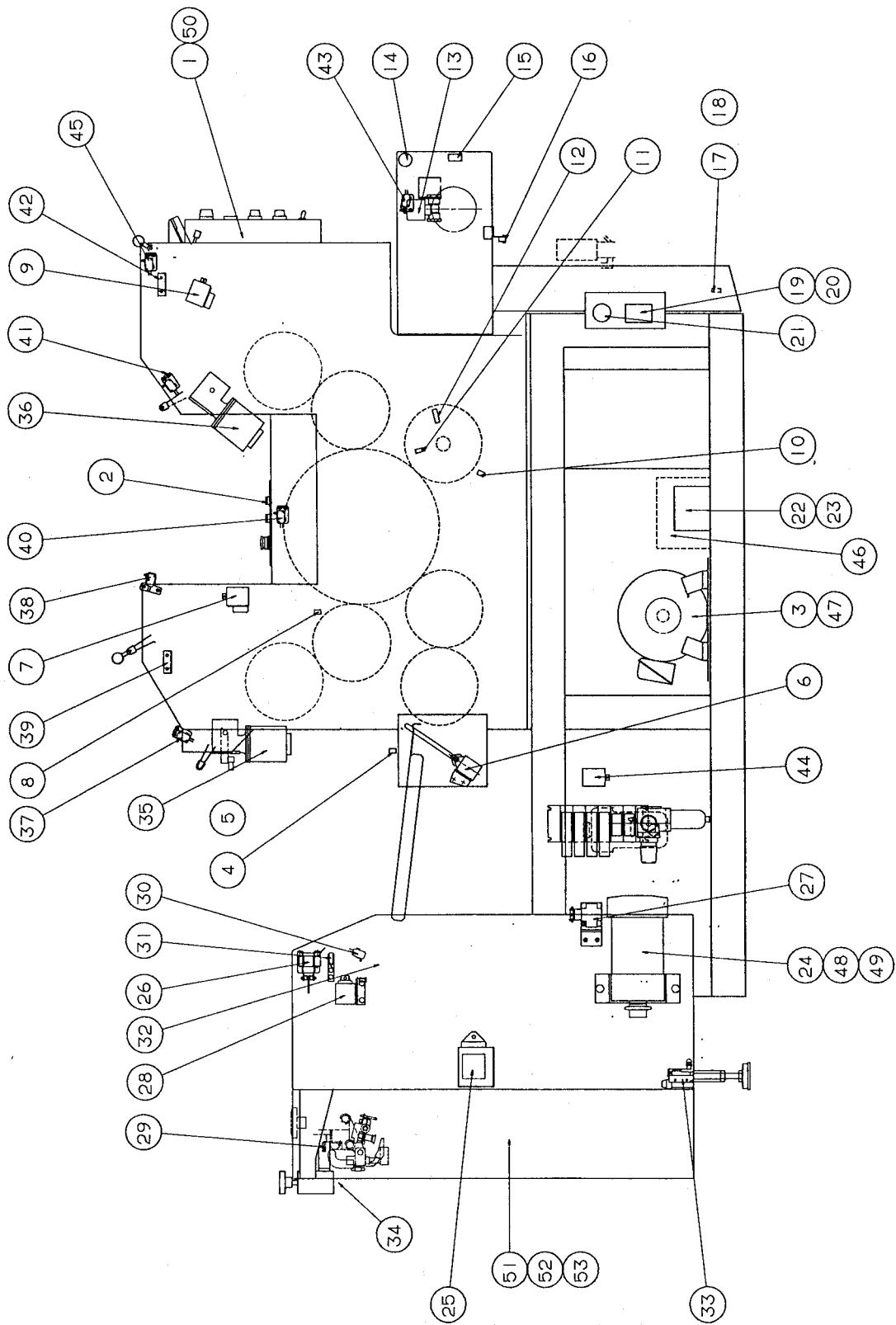






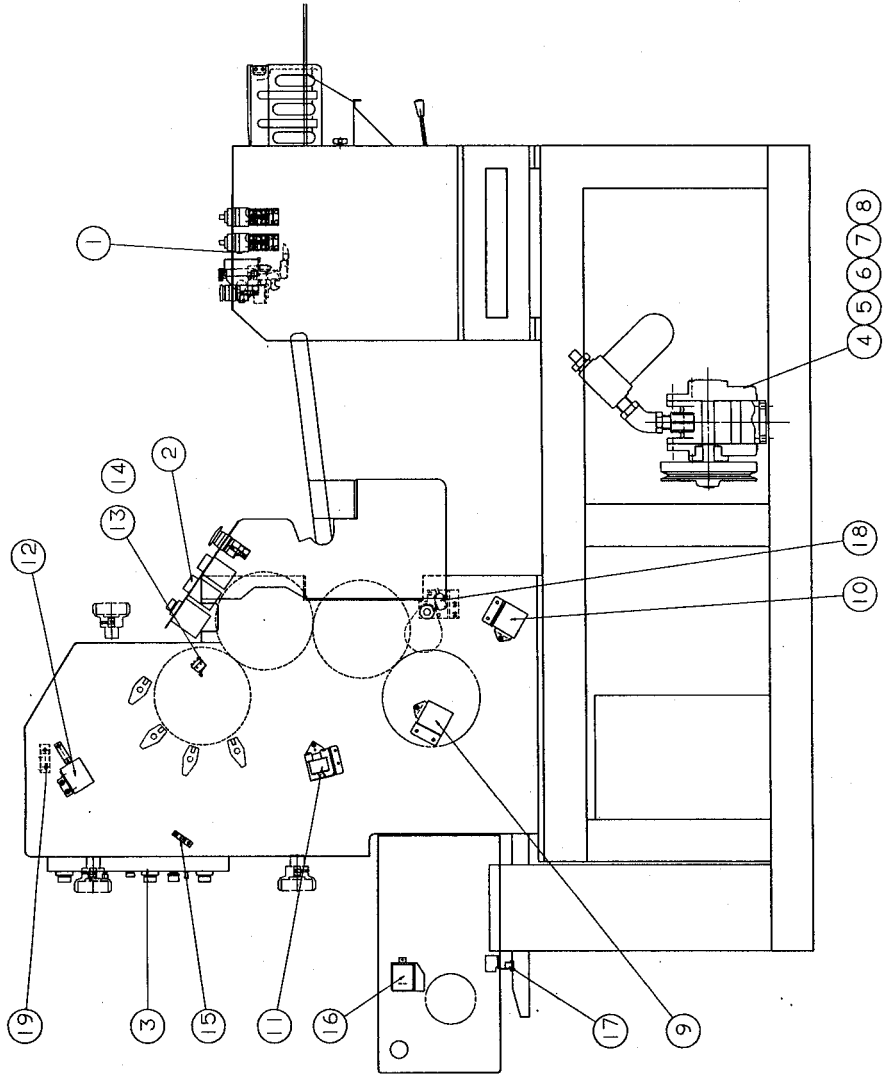








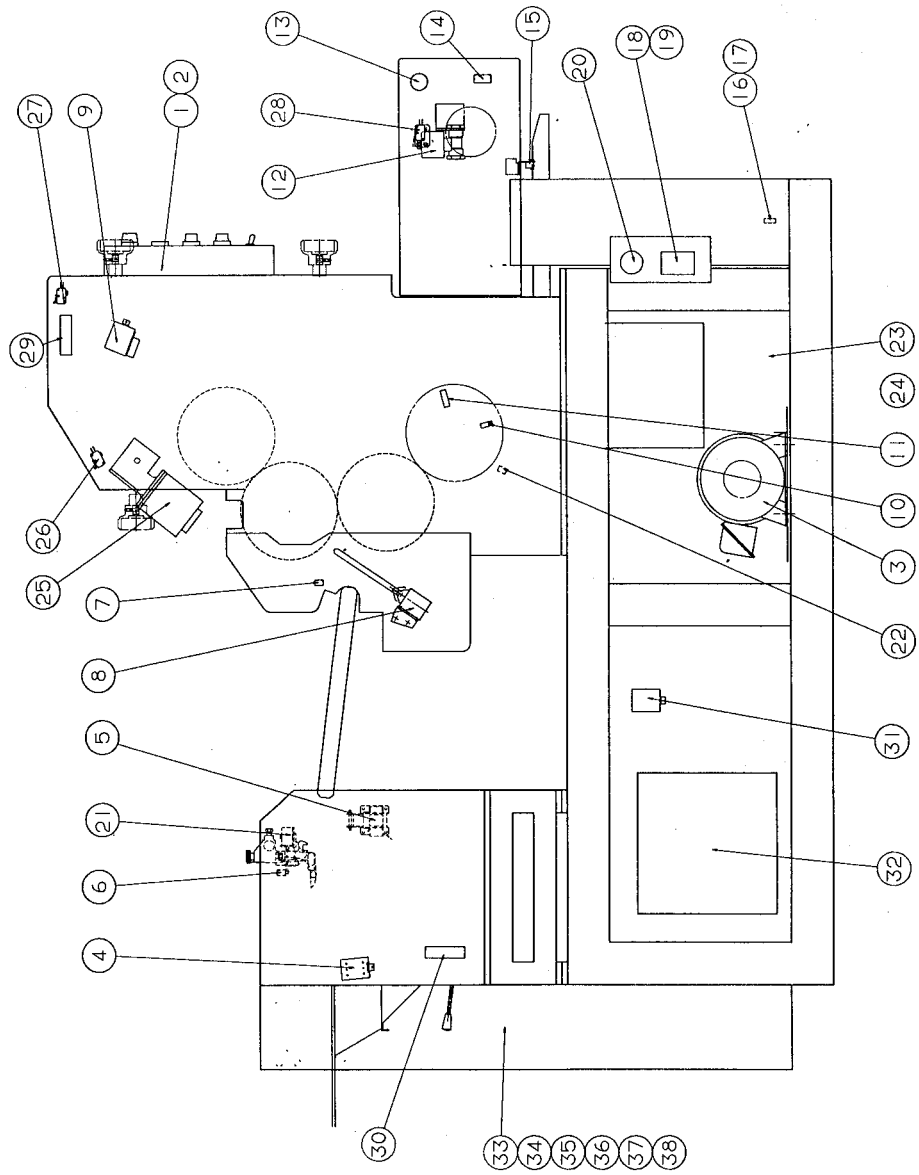
T5086







T5087





T5088

