



---

# KM-4800w

## PARTS LIST

Published in September 2008

5JGPL070

845JG120

First Edition

## NOTES

1. Indicate parts number and parts description together with the machine model name when placing an order.

e.g.	Parts Number	Parts Name	Machine Model	Quantity
	305JG73240	GUIDE PLATE	KM-4800w	1

2. Symbols in the "Parts Number" column.

- Parts with "⊙" indicate regular maintenance parts.

## — CONTENTS —

FIG. 1 ASSEMBLY LOCATION 1 .....	2	FIG. 25 ROLL PAPER DECK ASSY (1) 1 .....	50
FIG. 2 ASSEMBLY LOCATION 2 .....	4	FIG. 26 ROLL PAPER DECK ASSY (1) 2 .....	52
FIG. 3 ENGINE FRAME PARTS ASSY 1 .....	6	FIG. 27 ROLL PAPER DECK ASSY (1) 3 .....	54
FIG. 4 ENGINE FRAME PARTS ASSY 2 .....	8	FIG. 28 ROLL PAPER DECK ASSY (1) 4 .....	56
FIG. 5 ENGINE FRAME PARTS ASSY 3 .....	10	FIG. 29 UI ASSY 1 .....	58
FIG. 6 ENGINE FRAME PARTS ASSY 4 .....	12	FIG. 30 UI ASSY 2 .....	60
FIG. 7 LED FRAME ASSY .....	14	FIG. 31 PANEL ASSY .....	62
FIG. 8 MAIN FRAME PARTS ASSY 1.....	16	FIG. 32 PCB LOCATION 1 .....	64
FIG. 9 MAIN FRAME PARTS ASSY 2 .....	18	FIG. 33 PCB LOCATION 2 (SCANNER PART) .....	66
FIG. 10 MAIN FRAME PARTS ASSY 3.....	20	FIG. 34 HARNESS LIST 1 .....	68
FIG. 11 MAIN FRAME PARTS ASSY 4.....	22	FIG. 35 HARNESS LIST 2 (SCANNER PART) .....	70
FIG. 12 MAIN FRAME PARTS ASSY 5 .....	24	FIG. 36 HARNESS LIST 3 (SCANNER PART) .....	72
FIG. 13 SCANNER ASSY 1 .....	26	FIG. 37 CONTROLLER ASSY .....	74
FIG. 14 SCANNER ASSY 2 .....	28	FIG. 38 ACCESSORY .....	76
FIG. 15 SCANNER ASSY 3 .....	30	FIG. 39 CONSUMABLE KIT .....	78
FIG. 16 IM CORONA ASSY .....	32	FIG. 40 1 ROLL DEHUMIDIFY KIT (US OPTION) .....	80
FIG. 17 TR/ST CORONA ASSY .....	34	FIG. 41 2 ROLL DEHUMIDIFY KIT (US OPTION) .....	82
FIG. 18 DEVELOPER MAIN ASSY 1 .....	36	FIG. 42 ROLL PAPER DECK ASSY (2) 1 (OPTION) .....	84
FIG. 19 DEVELOPER MAIN ASSY 2 .....	38	FIG. 43 ROLL PAPER DECK ASSY (2) 2 (OPTION) .....	86
FIG. 20 HOPPER ASSY .....	40	FIG. 44 ROLL PAPER DECK ASSY (2) 3 (OPTION) .....	88
FIG. 21 FEEDER ASSY .....	42	FIG. 45 ROLL PAPER DECK ASSY (2) 4 (OPTION) .....	90
FIG. 22 UPPER FUSER ASSY .....	44		
FIG. 23 LOWER FUSER ASSY .....	46		
FIG. 24 PAPER EXIT ASSY .....	48		
		• INDEX .....	92

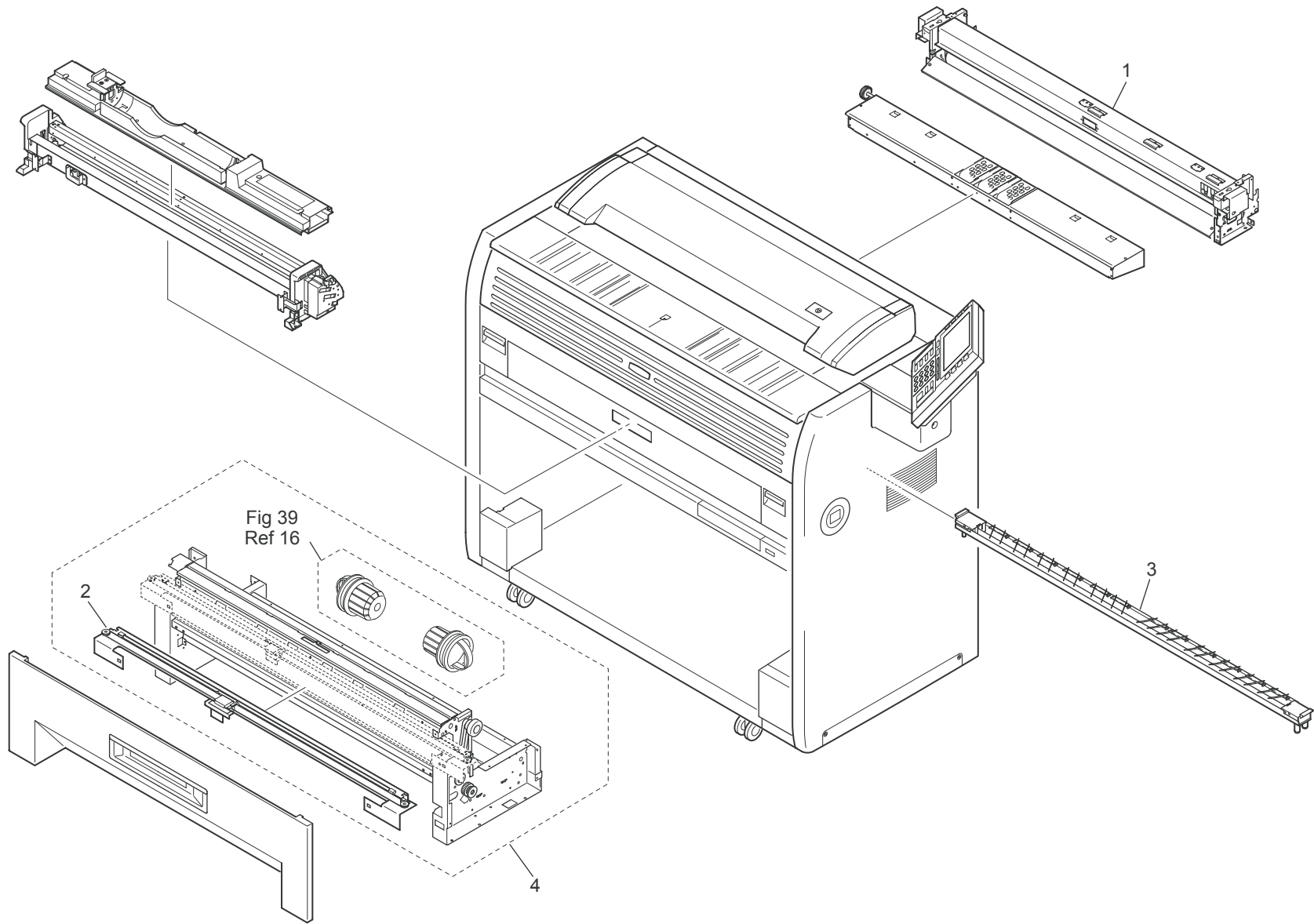


FIG. 1 ASSEMBLY LOCATION 1

5JG

	Ref. No.	Part.No.	Alternative.	Description	Quantity	
					120	230
⊙	1	305JG70480	5JG70480	FUSER ASSY (120V)	1	
⊙	1	305JG70730	5JG70730	FUSER ASSY (230V)		1
⊙	2	305H670580	5H670580	CUTTER	1	1
⊙	3	305H670550	5H670550	TR/ST CORONA ASSY	1	1
	4	305JG70800	5JG70800	ROLL PAPER DECK ASSY 1	1	1

• Parts with "⊙" indicate regular maintenance parts.

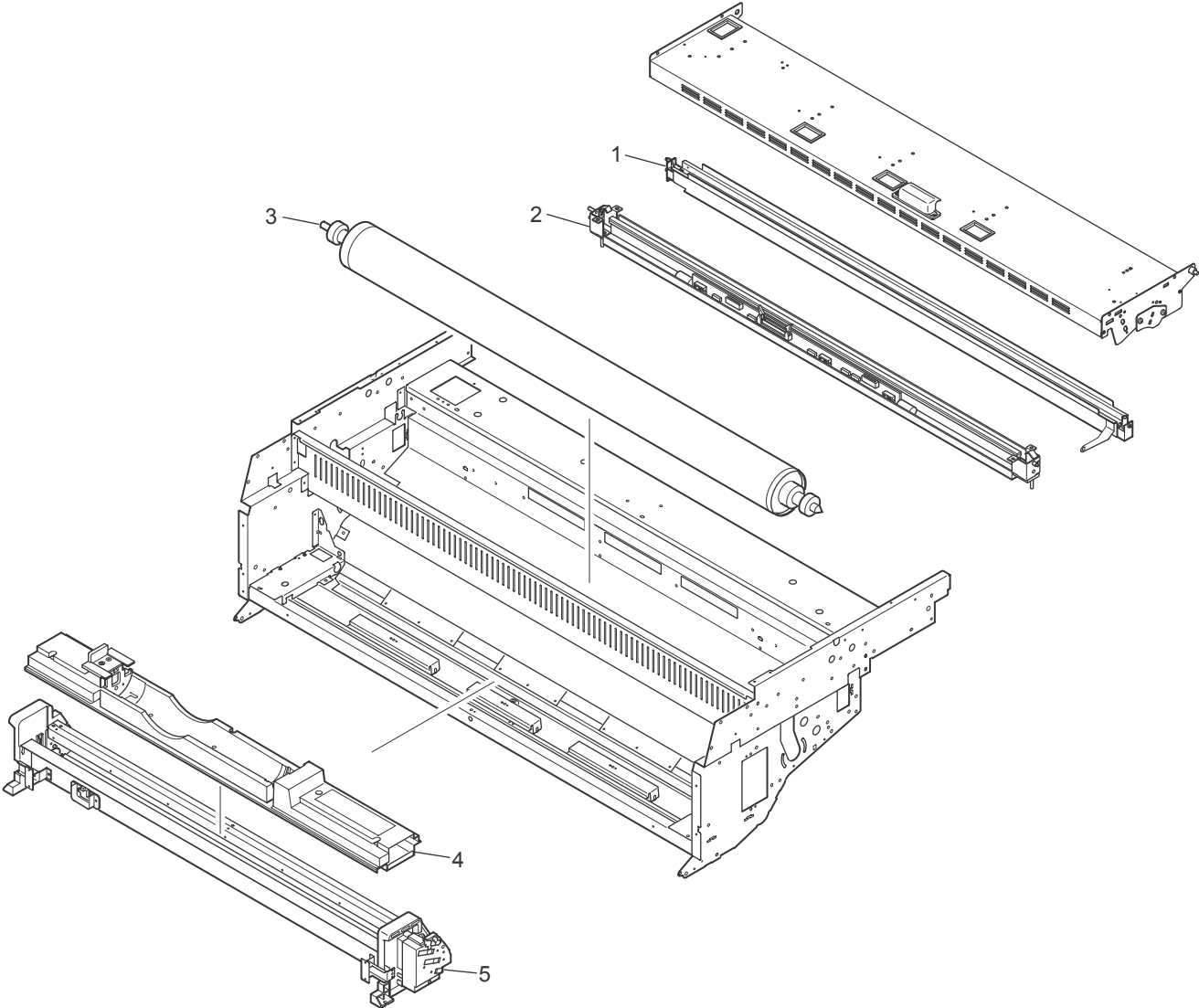


FIG. 2 ASSEMBLY LOCATION 2

5JG

	Ref. No.	Part.No.	Alternative.	Description	Quantity	
					120	230
⊙	1	305H670610	5H670610	IM CORONA ASSY	1	1
⊙	2	305JG70630	5JG70630	LED HEAD ASSY	1	1
⊙	3	305H670070	5H670070	PHOTOCONDUCTIVE DRUM	1	1
⊙	4	305JG70670	5JG70670	HOPPER ASSY	1	1
⊙	5	305JG70590	5JG70590	DEVELOPER MAIN ASSY	1	1

• Parts with "⊙" indicate regular maintenance parts.

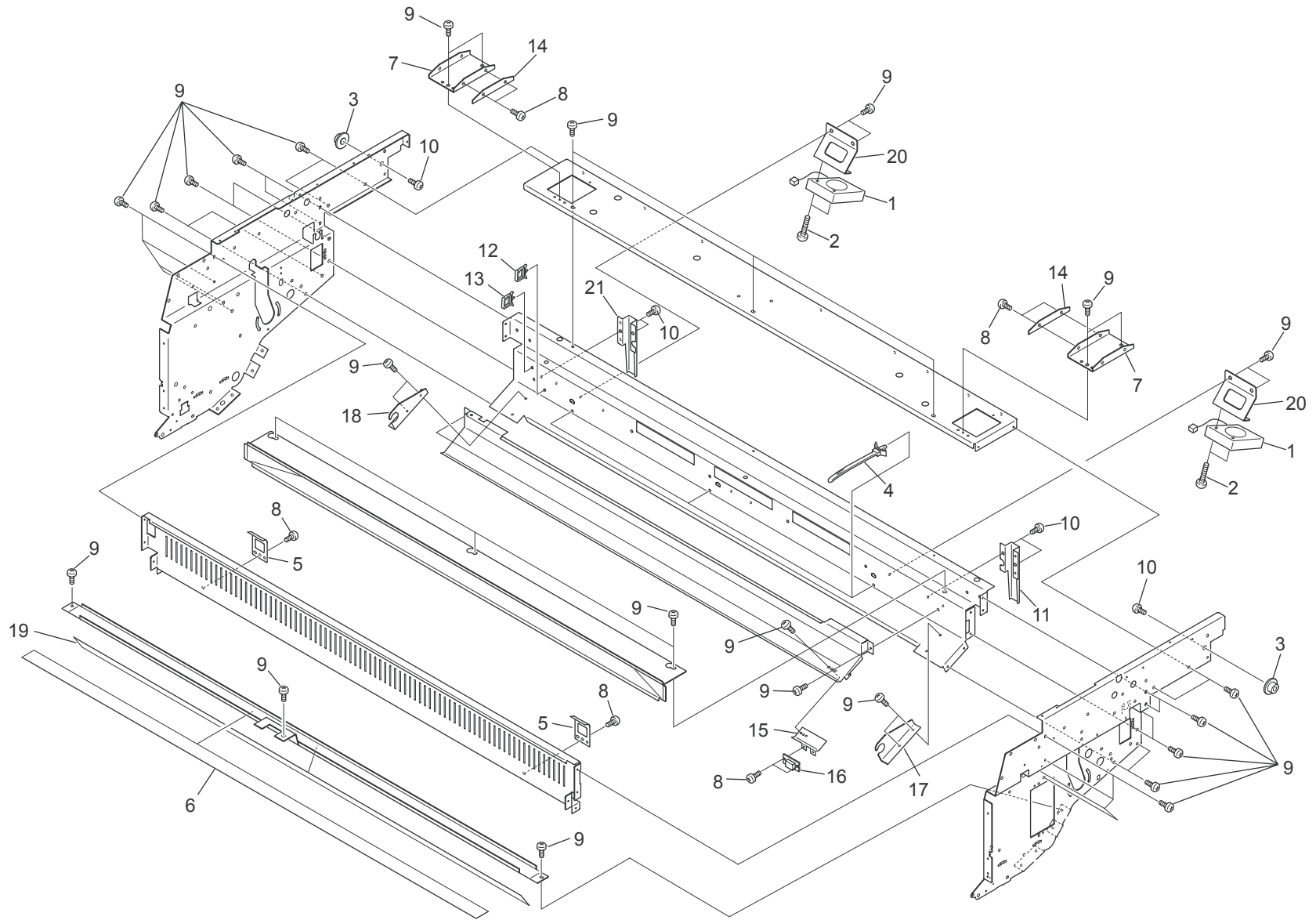




FIG. 3 ENGINE FRAME PARTS ASSY 1

5JG

Ref. No.	Part.No.	Alternative.	Description	Quantity	
				120	230
⊙ 1	305H679980	5H679980	DC FAN ASSY	2	2
2	305H685500	5H685500	PAN HEAD SCREW,W/SW FW	4	4
3	305H673590	5H673590	PIN	2	2
4	305H679180	5H679180	SNAP BAND	3	3
5	305H673640	5H673640	SPRING LEAF	2	2
6	305H674510	5H674510	SEAL 2	1	1
7	305JG72940	5JG72940	GUIDE	2	2
8	305H685310	5H685310	BIND.HEAD SCREW	8	8
9	305H685340	5H685340	BIND.HEAD SCREW	51	51
10	305H685390	5H685390	BIND.HEAD SCREW	6	6
11	305JG72840	5JG72840	BRACKET	2	2
12	305H679220	5H679220	WIRE SADDLE	1	1
13	305H679210	5H679210	WIRE SADDLE	1	1
14	305H674350	5H674350	SLIDER 2	2	2
15	305JG72890	5JG72890	BRACKET 8	1	1
⊙ 16	305JG71080	5JG71080	TONER DENSITY SENSOR	1	1
17	305H674380	5H674380	BRACKET 30	1	1
18	305H674390	5H674390	BRACKET 31	1	1
19	305JG72970	5JG72970	SHEET	1	1
20	305JG72900	5JG72900	BRACKET 10	2	2
21	305JG72850	5JG72850	BRACKET 2	1	1

• Parts with "⊙" indicate regular maintenance parts.

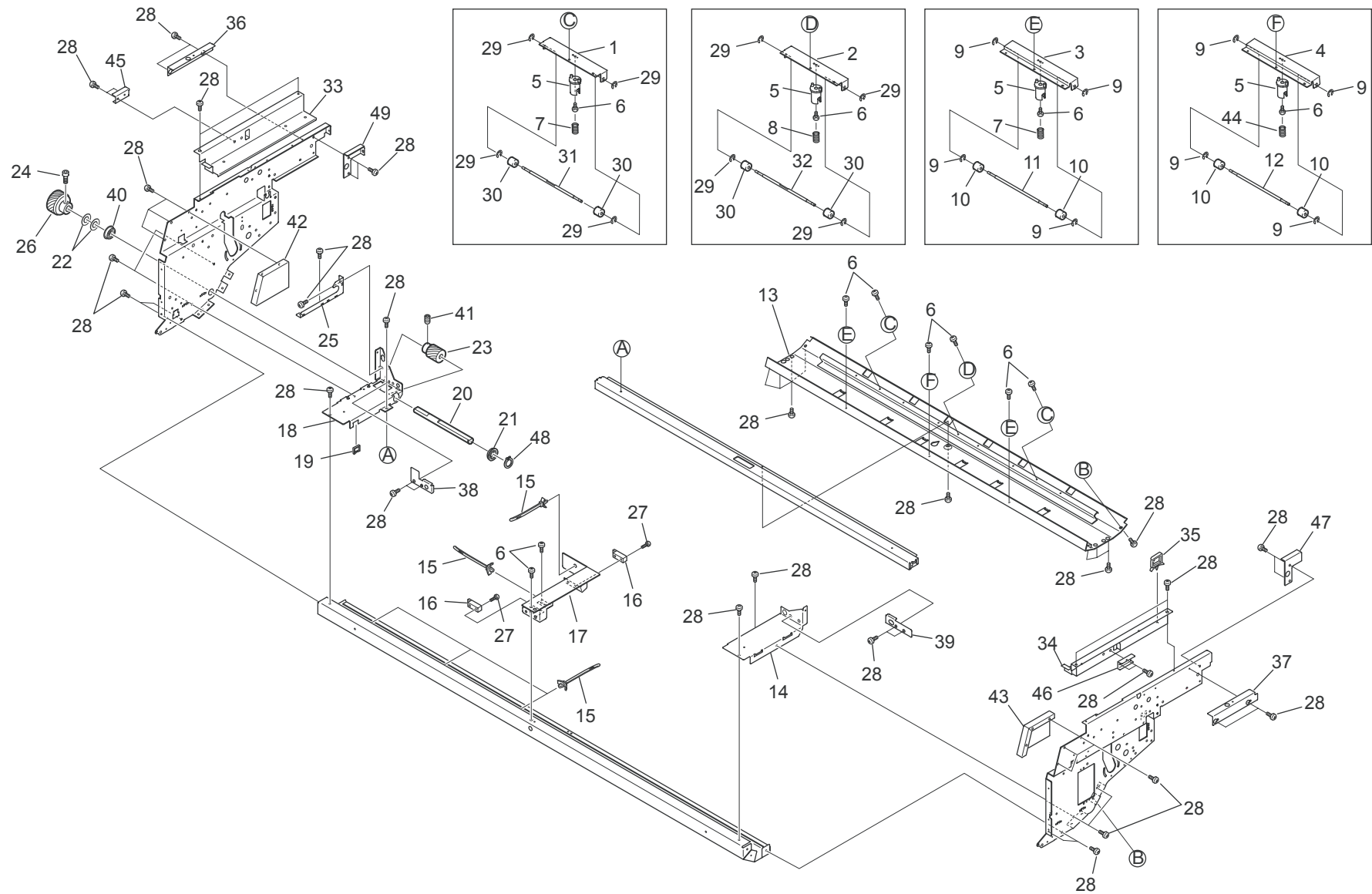


FIG. 4 ENGINE FRAME PARTS ASSY 2

Ref. No.	Part.No.	Alternative.	Description	Quantity	
				120	230
1	305H674240	5H674240	BRACKET 20	2	2
2	305H674250	5H674250	BRACKET 21	1	1
3	305H674260	5H674260	BRACKET 22	2	2
4	305H674270	5H674270	BRACKET 23	1	1
5	305H674220	5H674220	HOLDER	6	6
6	305H685310	5H685310	BIND.HEAD SCREW	12	12
7	305H674300	5H674300	SPRING 7	4	4
8	305H674310	5H674310	SPRING 8	1	1
9	305H685080	5H685080	RETAINING RING-E	12	12
10	305H674230	5H674230	ROLLER COUNTER	6	6
11	305H674280	5H674280	SHAFT 5	2	2
12	305H674290	5H674290	SHAFT 6	1	1
13	305H673770	5H673770	GUIDE 2	1	1
14	305H673660	5H673660	PLATE 2	1	1
15	305H679180	5H679180	SNAP BAND	5	5
16	305H678790	5H678790	SENSOR	2	2
17	305H673890	5H673890	BRACKET 11	1	1
18	305JG72880	5JG72880	PLATE 2	1	1
19	305H679240	5H679240	EDGE SADDLE	1	1
20	305JG72910	5JG72910	SHAFT 4	1	1
21	305H679460	5H679460	BEARING (L-1680HHR)	2	2
22	305JG80270	5JG80270	WASHER	2	2
23	305JG72920	5JG72920	GEAR HELICAL 20T	1	1
24	305H685660	5H685660	CAP SCREW	1	1
25	305H673670	5H673670	BRACKET	1	1
26	305JG72930	5JG72930	GEAR HELICAL 34T	1	1
27	305H685330	5H685330	BIND.HEAD SCREW	2	2
28	305H685340	5H685340	BIND.HEAD SCREW	49	49
29	305JG80040	5JG80040	RETAINING RING-E	12	12
30	305H678600	5H678600	ROLLER COUNTER	6	6
31	305JG72990	5JG72990	SHAFT 5	2	2
32	305JG73000	5JG73000	SHAFT 6	1	1
33	305H674190	5H674190	BRACKET 18	1	1
34	305H674200	5H674200	BRACKET 19	1	1
35	305H679210	5H679210	WIRE SADDLE	1	1
36	305H673700	5H673700	BRACKET 3	1	1
37	305H673710	5H673710	BRACKET 4	1	1
38	305H674440	5H674440	BRACKET 32	1	1
39	305H674450	5H674450	BRACKET 33	1	1
40	305JG71160	5JG71160	BEARING (608ZZNRSD03)	1	1
41	305H685690	5H685690	SET SCREW,W.POINT	1	1
42	305H673790	5H673790	COVER	1	1
43	305H673800	5H673800	COVER 2	1	1
44	305H674520	5H674520	SPRING 10	1	1
45	305H680080	5H680080	BRACKET 35	1	1
46	305H680070	5H680070	BRACKET 34	1	1
47	305H680100	5H680100	BRACKET 37	1	1
48	305JG80250	5JG80250	RETAINING RING-C	1	1
49	305H680090	5H680090	BRACKET 36	1	1

• Parts with "⊙" indicate regular maintenance parts.

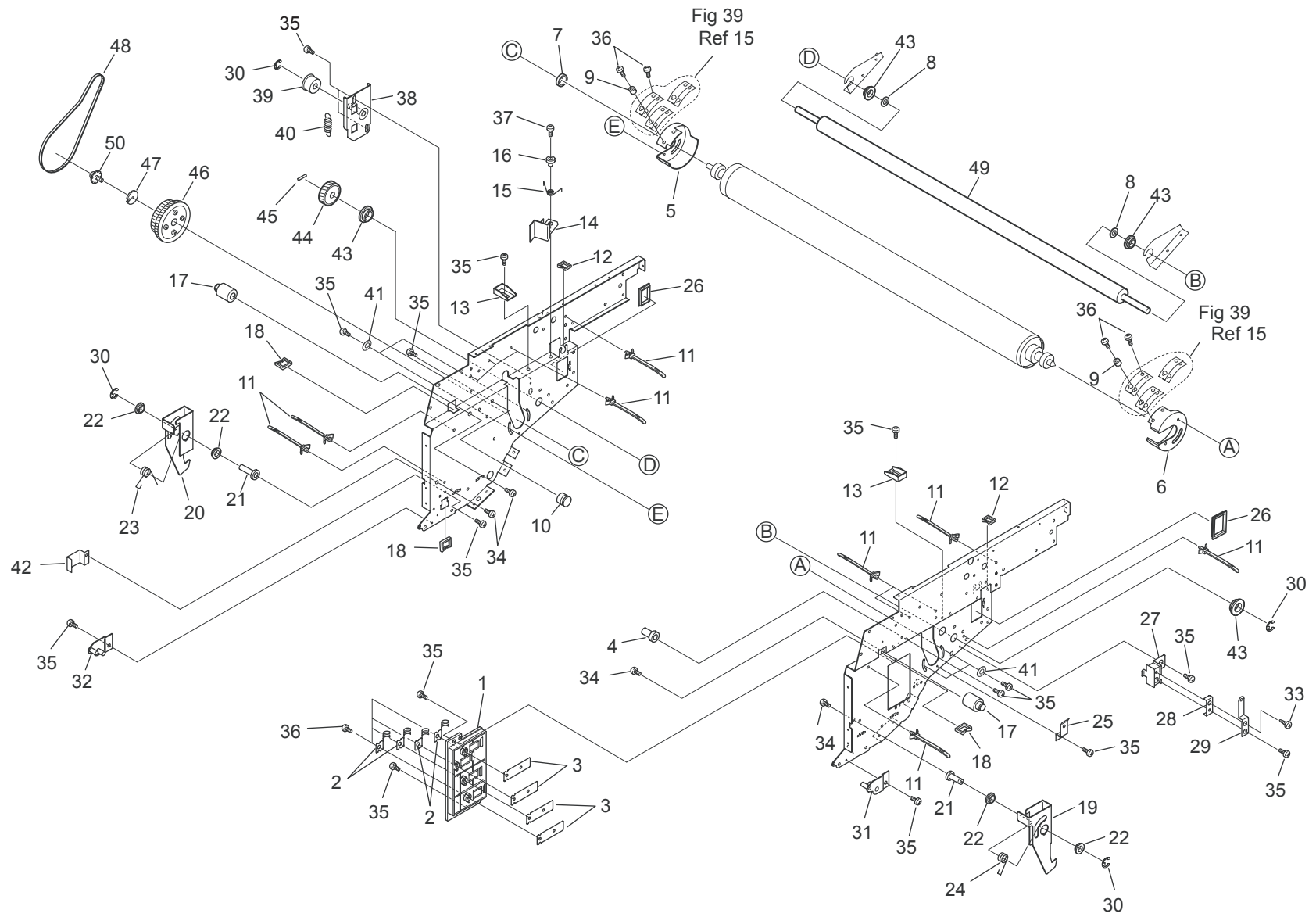


FIG. 5 ENGINE FRAME PARTS ASSY 3

5JG

Ref. No.	Part.No.	Alternative.	Description	Quantity	
				120	230
⊙ 1	305H673900	5H673900	BRACKET 12	1	1
2	305H673840	5H673840	PLATE ELECTRODE	4	4
3	305H673860	5H673860	PLATE ELECTRODE 2	4	4
4	305H673610	5H673610	PIN 3	1	1
5	305JG72860	5JG72860	BLOCK	1	1
6	305JG72870	5JG72870	BLOCK 2	1	1
7	305H674400	5H674400	COLLAR 4	1	1
8	305H678320	5H678320	COLLAR C-FSR GEAR	2	2
9	305H673980	5H673980	COLLAR	2	2
10	305H673600	5H673600	PIN 2	1	1
11	305H679180	5H679180	SNAP BAND	11	11
12	305H679140	5H679140	EDGE SADDLE	2	2
13	305H673990	5H673990	STOPPER	2	2
14	305H674010	5H674010	STOPPER 2	1	1
15	305H674030	5H674030	SPRING 3	1	1
16	305H674020	5H674020	COLLAR 2	1	1
17	305H673680	5H673680	PIN 4	2	2
18	305H679240	5H679240	EDGE SADDLE	3	3
19	305H673810	5H673810	HOOK	1	1
20	305H673820	5H673820	HOOK 2	1	1
21	305H673830	5H673830	PIN 8	2	2
22	305H678330	5H678330	BUSH	4	4
23	305H673870	5H673870	SPRING	1	1
24	305H673880	5H673880	SPRING 2	1	1
25	305JG72950	5JG72950	PLATE ELECTRODE	1	1
26	305H679150	5H679150	BUSHING	2	2
27	305H674060	5H674060	BLOCK 3	1	1
28	305H674070	5H674070	PLATE 4	1	1
29	305H674080	5H674080	PLATE ELECTRODE 4	1	1
⊙ 30	305H685120	5H685120	RETAINING RING-E	5	5
31	305H674540	5H674540	BRACKET 7 ASSY	1	1
32	305H674550	5H674550	BRACKET 8 ASSY	1	1
33	305H685570	5H685570	BIND.HEAD TAPPING SCREW	1	1
34	305H685390	5H685390	BIND.HEAD SCREW	4	4
35	305H685340	5H685340	BIND.HEAD SCREW	20	20
36	305H685310	5H685310	BIND.HEAD SCREW	8	8
37	305H685370	5H685370	BIND.HEAD SCREW	1	1
38	305H674530	5H674530	BRACKET 2 ASSY	1	1
⊙ 39	305H673300	5H673300	PULLEY 3	1	1
40	305JG72780	5JG72780	SPRING	1	1
41	305H685030	5H685030	FLAT WASHER	4	4
42	305H673780	5H673780	BRACKET 6	1	1
⊙ 43	305H674100	5H674100	BLOCK 4	4	4
⊙ 44	305JG72760	5JG72760	GEAR HELICAL 23T	1	1
45	305H685170	5H685170	PARALLEL PIN	1	1
⊙ 46	305JG72770	5JG72770	PULLEY GEAR	1	1
47	305JG72980	5JG72980	PLATE 2	1	1
⊙ 48	305H673420	5H673420	BELT 4 (120S3M369)	1	1
⊙ 49	305JG72960	5JG72960	ROLLER CLEANING	1	1
50	305JG80130	5JG80130	BIND.HEAD SCREW, WOTW	1	1

• Parts with "⊙" indicate regular maintenance parts.

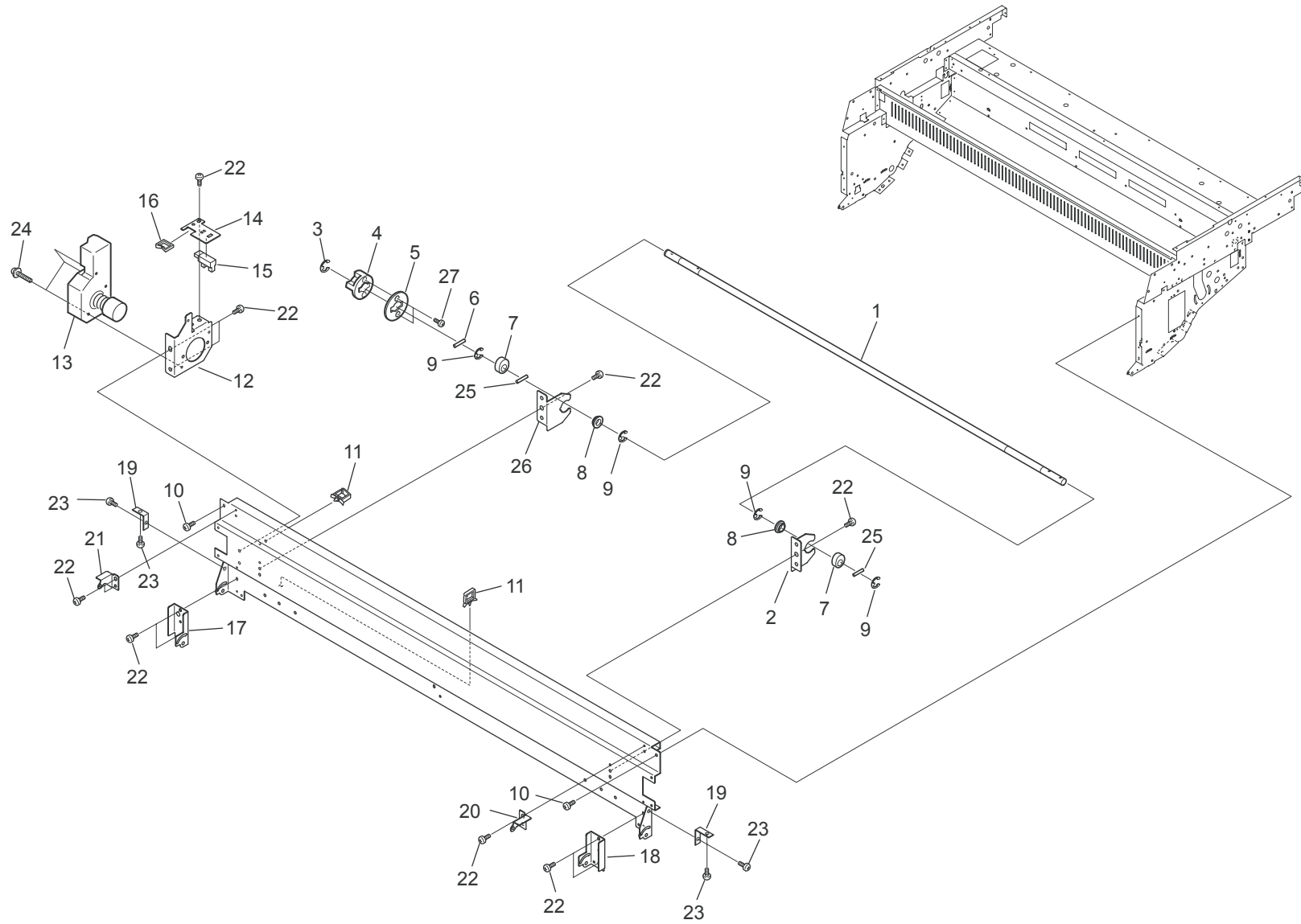


FIG. 6 ENGINE FRAME PARTS ASSY 4

5JG

	Ref. No.	Part.No.	Alternative.	Description	Quantity	
					120	230
	1	305H673750	5H673750	SHAFT	1	1
	2	305H673730	5H673730	BRACKET 5	1	1
	3	305H685120	5H685120	RETAINING RING-E	1	1
⊙	4	305H678730	5H678730	COUPLING	1	1
	5	305H678720	5H678720	SLIT PLATE	1	1
	6	305H679400	5H679400	PARALLEL PIN	1	1
	7	305H678590	5H678590	CAM	2	2
⊙	8	305H679480	5H679480	BUSH	2	2
	9	305H685130	5H685130	RETAINING RING-E	4	4
	10	305H685350	5H685350	BIND.HEAD SCREW	2	2
	11	305H679210	5H679210	WIRE SADDLE	2	2
	12	305H673720	5H673720	BRACKET MOTOR	1	1
⊙	13	305H679020	5H679020	DC MOTOR	1	1
	14	305H673740	5H673740	BRACKET SENSOR	1	1
⊙	15	305H678780	5H678780	SENSOR	1	1
	16	305H679240	5H679240	EDGE SADDLE	1	1
	17	305H673930	5H673930	BRACKET 14	1	1
	18	305H673940	5H673940	BRACKET 15	1	1
	19	305H674150	5H674150	BRACKET 16	2	2
	20	305H673920	5H673920	BRACKET 13	1	1
	21	305H674170	5H674170	BRACKET 17	1	1
	22	305H685340	5H685340	BIND.HEAD SCREW	11	11
	23	305H685310	5H685310	BIND.HEAD SCREW	4	4
	24	305H685490	5H685490	PAN HEAD SCREW,W/SW FW	3	3
	25	305H679390	5H679390	PARALLEL PIN	2	2
	26	305H674320	5H674320	BRACKET 24	1	1
	27	305H685570	5H685570	BIND.HEAD TAPPING SCREW	2	2

• Parts with "⊙" indicate regular maintenance parts.

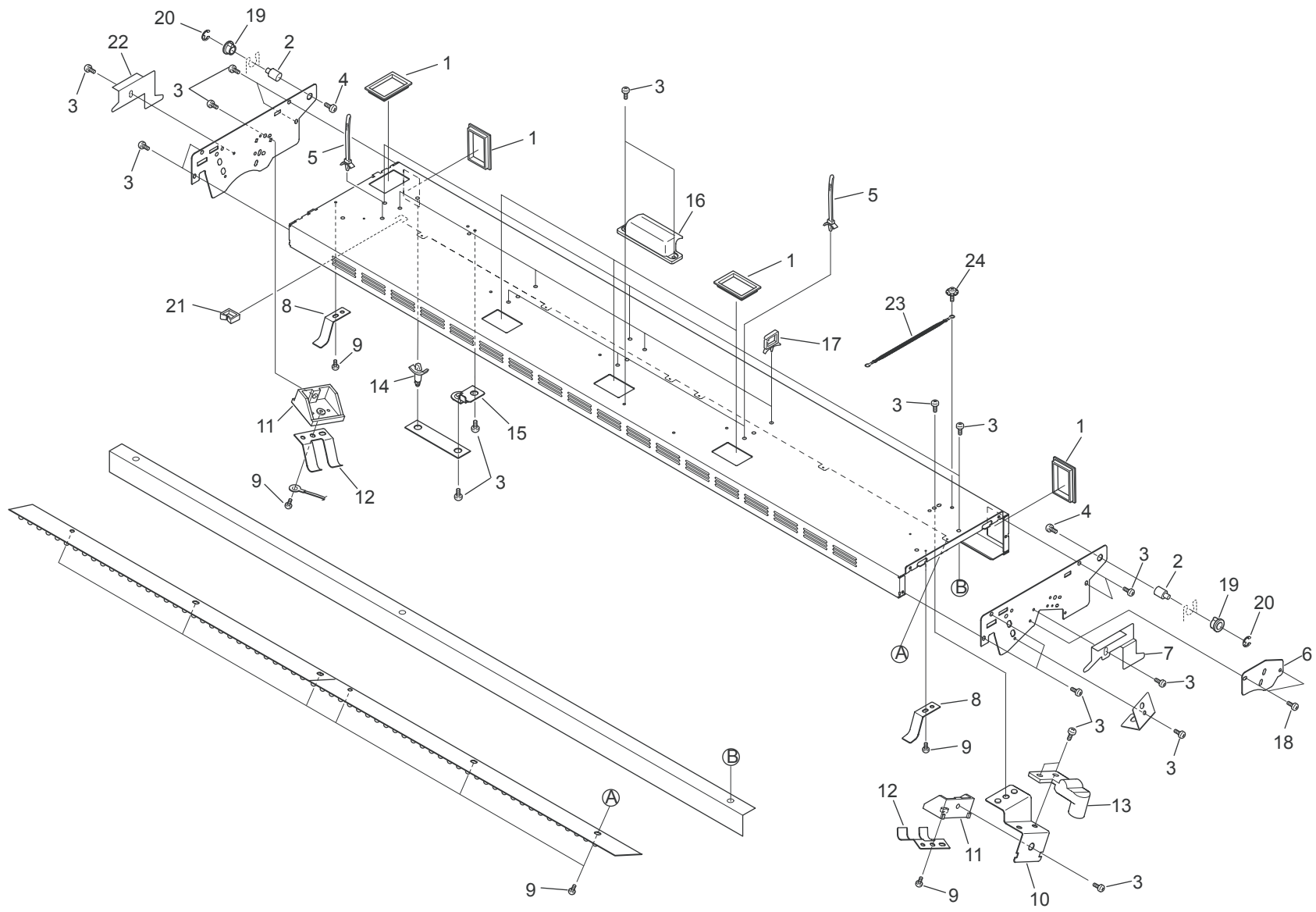




FIG. 7 LED FRAME ASSY

5JG

Ref. No.	Part.No.	Alternative.	Description	Quantity	
				120	230
1	305H679150	5H679150	BUSHING	6	6
2	305H674580	5H674580	PIN	2	2
3	305H685340	5H685340	BIND.HEAD SCREW	30	30
4	305H685390	5H685390	BIND.HEAD SCREW	2	2
5	305H679180	5H679180	SNAP BAND	4	4
6	305H674610	5H674610	PLATE	1	1
7	305H674660	5H674660	PLATE 3	1	1
8	305H674620	5H674620	SPRING LEAF	2	2
9	305H685310	5H685310	BIND.HEAD SCREW	10	10
10	305H674590	5H674590	BRACKET	1	1
11	305H674640	5H674640	BLOCK	2	2
12	305H674630	5H674630	SPRING LEAF 2	2	2
⊙ 13	305JG70720	5JG70720	HV SOCKET ASSY	1	1
14	305H679070	5H679070	SPACER	1	1
15	305H679560	5H679560	PWB BRACKET	1	1
16	305H678760	5H678760	HANDLE	1	1
17	305H679210	5H679210	WIRE SADDLE	4	4
18	305H685360	5H685360	BIND.HEAD SCREW	2	2
19	305H678330	5H678330	BUSH	2	2
20	305H685120	5H685120	RETAINING RING-E	2	2
21	305H679140	5H679140	EDGE SADDLE	1	1
22	305H674650	5H674650	PLATE 2	1	1
23	305JG73940	5JG73940	EARTH LEAD 6	1	1
24	305H685450	5H685450	BIND.HEAD SCREW,W/OTW	1	1

• Parts with "⊙" indicate regular maintenance parts.

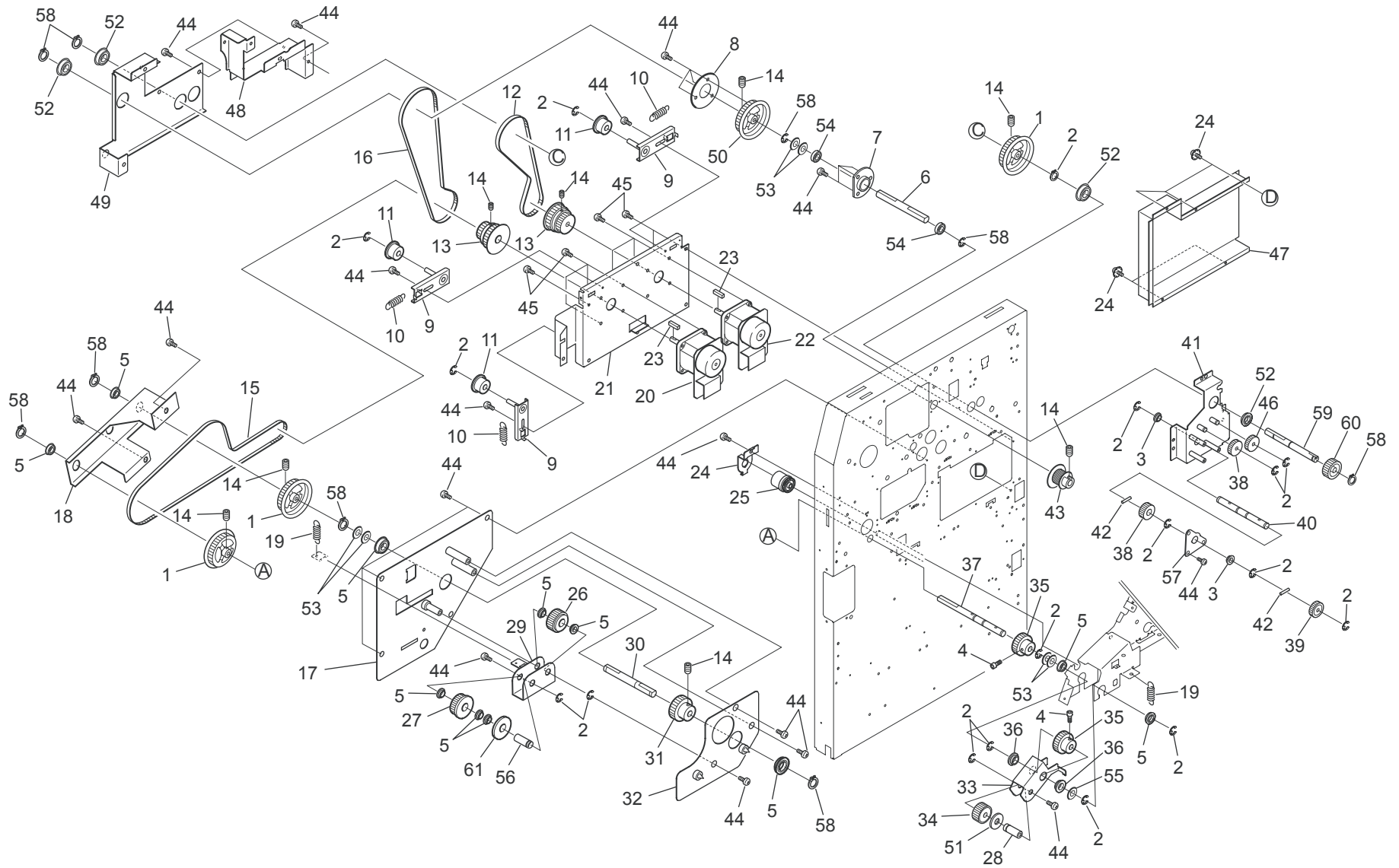


FIG. 8 MAIN FRAME PARTS ASSY 1

5JG

Ref. No.	Part.No.	Alternative.	Description	Quantity		Ref. No.	Part.No.	Alternative.	Description	Quantity		
				120	230					120	230	
	1	305JG72730	5JG72730	PULLEY 9	3	3	⊙ 51	305H673471	5H673471	PITCH CIRCLE PULLEY	1	1
	2	305H685120	5H685120	RETAINING RING-E	25	25	52	305JG71160	5JG71160	BEARING (608ZZNRSD03)	2	2
	3	305H678330	5H678330	BUSH	2	2	53	305JG80270	5JG80270	WASHER	*1	*1
	4	305H685660	5H685660	CAP SCREW	2	2	54	305JG71140	5JG71140	BEARING (608ZZ/L353)	2	2
	5	305H679460	5H679460	BEARING (L-1680HHR)	11	11	55	305H679500	5H679500	WASHER	*1	*1
	6	305JG72650	5JG72650	SHAFT 6	1	1	56	305JG72750	5JG72750	SHAFT 10	1	1
	7	305JG72550	5JG72550	FLANGE 3	1	1	57	305JG72540	5JG72540	PLATE 2	1	1
	8	305H673440	5H673440	FLANGE 3	1	1	58	305JG80250	5JG80250	RETAINING RING-C	10	10
	9	305H673490	5H673490	PLATE 9 ASSY	3	3	59	305JG72500	5JG72500	SHAFT	1	1
	10	305H673390	5H673390	SPRING 2	3	3	⊙ 60	305JG72590	5JG72590	GEAR 36T	1	1
⊙	11	305H673300	5H673300	PULLEY 3	3	3	61	305JG72710	5JG72710	PULLEY 8	1	1
⊙	12	305JG72690	5JG72690	BELT (90S3M576)	1	1						
	13	305JG72610	5JG72610	PULLEY 4	2	2						
	14	305H685690	5H685690	SET SCREW,W.POINT	8	8						
⊙	15	305JG72640	5JG72640	BELT (90S3M756)	1	1						
⊙	16	305JG72630	5JG72630	BELT (90S3M699)	1	1						
	17	305JG70400	5JG70400	PLATE 9 ASSY	1	1						
	18	305JG72720	5JG72720	BRACKET 7	1	1						
	19	305H673150	5H673150	SPRING	2	2						
⊙	20	305JG73960	5JG73960	DC MOTOR	1	1						
	21	305JG72680	5JG72680	PLATE 10	1	1						
⊙	22	305JG73970	5JG73970	DC MOTOR	1	1						
	23	305H679490	5H679490	PARALLEL KEY	2	2						
	24	305H685450	5H685450	BIND.HEAD SCREW,W/OTW	5	5						
⊙	25	305H678750	5H678750	CLUTCH	1	1						
⊙	26	305JG72560	5JG72560	GEAR 2	1	1						
⊙	27	305JG72570	5JG72570	GEAR 3	1	1						
	28	305H673240	5H673240	PIN 6	1	1						
	29	305JG72740	5JG72740	BRACKET 8	1	1						
	30	305JG72660	5JG72660	SHAFT 7	1	1						
⊙	31	305JG72700	5JG72700	GEAR 4	1	1						
	32	305H673480	5H673480	PLATE 5 ASSY	1	1						
	33	305H673230	5H673230	PLATE 11	1	1						
⊙	34	305H673160	5H673160	GEAR	1	1						
⊙	35	305H673360	5H673360	GEAR 7	2	2						
⊙	36	305H673370	5H673370	COLLAR	2	2						
	37	305JG72670	5JG72670	SHAFT 8	1	1						
⊙	38	305H679840	5H679840	SPUR GEAR 30T (8)	2	2						
⊙	39	305H679850	5H679850	SPUR GEAR 24T (8)	1	1						
	40	305JG72510	5JG72510	SHAFT 2	1	1						
	41	305JG70390	5JG70390	PLATE ASSY	1	1						
	42	305H685170	5H685170	PARALLEL PIN	2	2						
	43	305JG72600	5JG72600	PULLEY 3	1	1						
	44	305H685340	5H685340	BIND.HEAD SCREW	16	16						
	45	305H685360	5H685360	BIND.HEAD SCREW	8	8						
⊙	46	305JG72580	5JG72580	GEAR 30T	1	1						
	47	305H672000	5H672000	COVER 10	1	1						
	48	305JG72520	5JG72520	BRACKET	1	1						
	49	305JG72530	5JG72530	BRACKET 2	1	1						
	50	305JG72620	5JG72620	PULLEY 7	1	1						

\*The quantity varies according to the actual adjustment and depending on individual machines.

• Parts with "⊙" indicate regular maintenance parts.

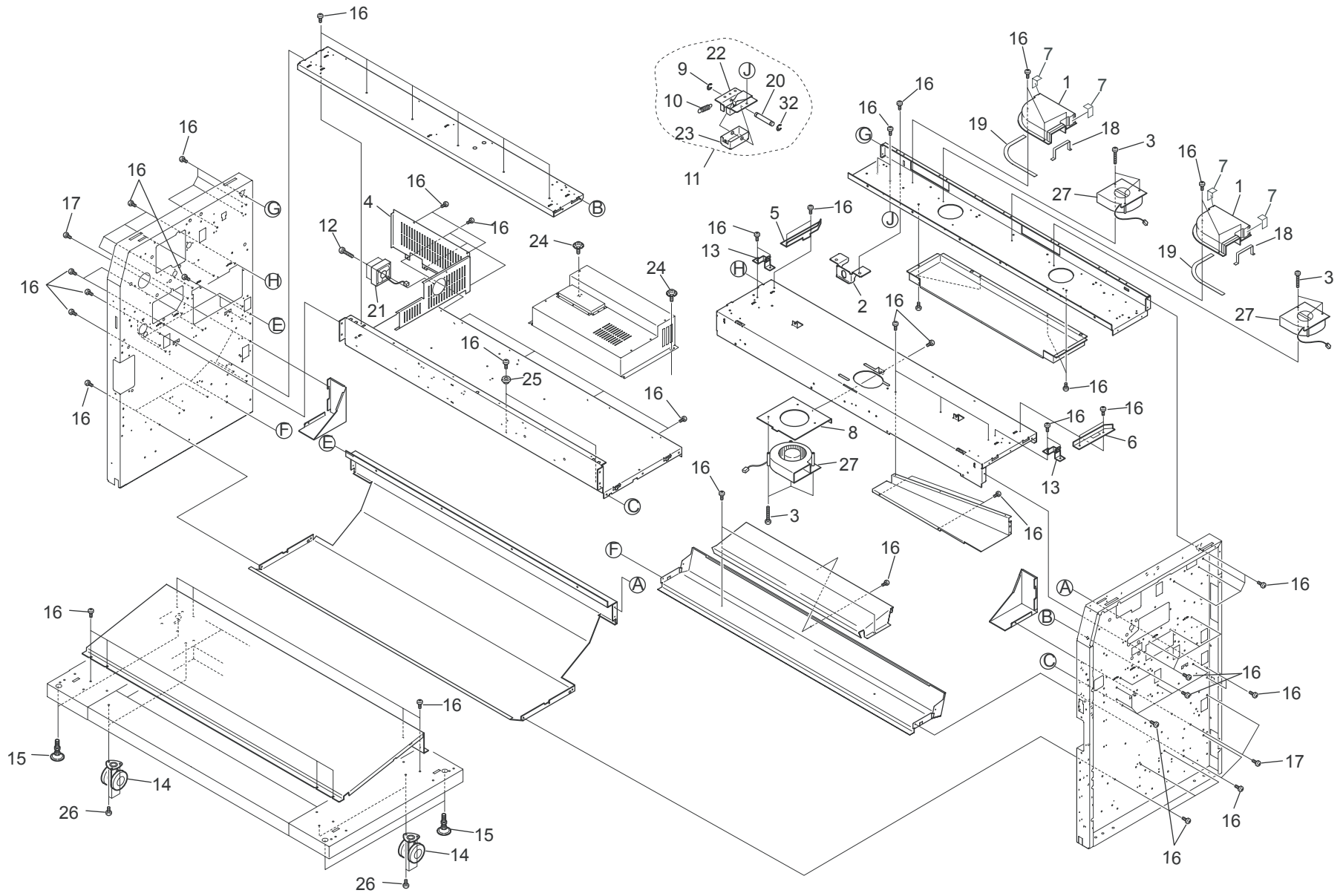


FIG. 9 MAIN FRAME PARTS ASSY 2

5JG

Ref. No.	Part.No.	Alternative.	Description	Quantity	
				120	230
1	305H671760	5H671760	DUCT 6	2	2
2	305JG71560	5JG71560	BRACKET 11	1	1
3	305H685380	5H685380	BIND.HEAD SCREW	13	13
4	305H677810	5H677810	CASE 5	1	1
5	305JG71510	5JG71510	GUIDE	1	1
6	305JG71520	5JG71520	GUIDE 2	1	1
7	305H681130	5H681130	SEAL 22	4	4
8	305H671290	5H671290	BRACKET BLOWER	1	1
9	305H685100	5H685100	RETAINING RING-E	2	2
10	305JG74910	5JG74910	SPRING	1	1
11	305JG70190	5JG70190	BRACKET 9 ASSY	1	1
12	305H685500	5H685500	PAN HEAD SCREW,W/SW FW	4	4
13	305JG70170	5JG70170	BRACKET 3 ASSY	2	2
14	305H671250	5H671250	CASTER	4	4
15	305H671260	5H671260	ADJUSTMENT LEVEL	4	4
16	305H685340	5H685340	BIND.HEAD SCREW	91	91
17	305H685310	5H685310	BIND.HEAD SCREW	4	4
18	305H671900	5H671900	SEAL 2	2	2
19	305H671910	5H671910	SEAL 3	2	2
20	305JG74920	5JG74920	PIN 2	1	1
⊙ 21	305H679980	5H679980	DC FAN ASSY	1	1
22	305JG74930	5JG74930	BRACKET 9	1	1
23	305JG74940	5JG74940	BRACKET 10	1	1
24	305H685450	5H685450	BIND.HEAD SCREW,W/OTW	2	2
25	305H677800	5H677800	CONTROLLER COLLAR	2	2
26	305H685650	5H685650	CRS.HEX.HEAD BOLT,W/SW	12	12
⊙ 27	305H681430	5H681430	DC BLOWER(D12F-24BL 05)	3	3

• Parts with "⊙" indicate regular maintenance parts.

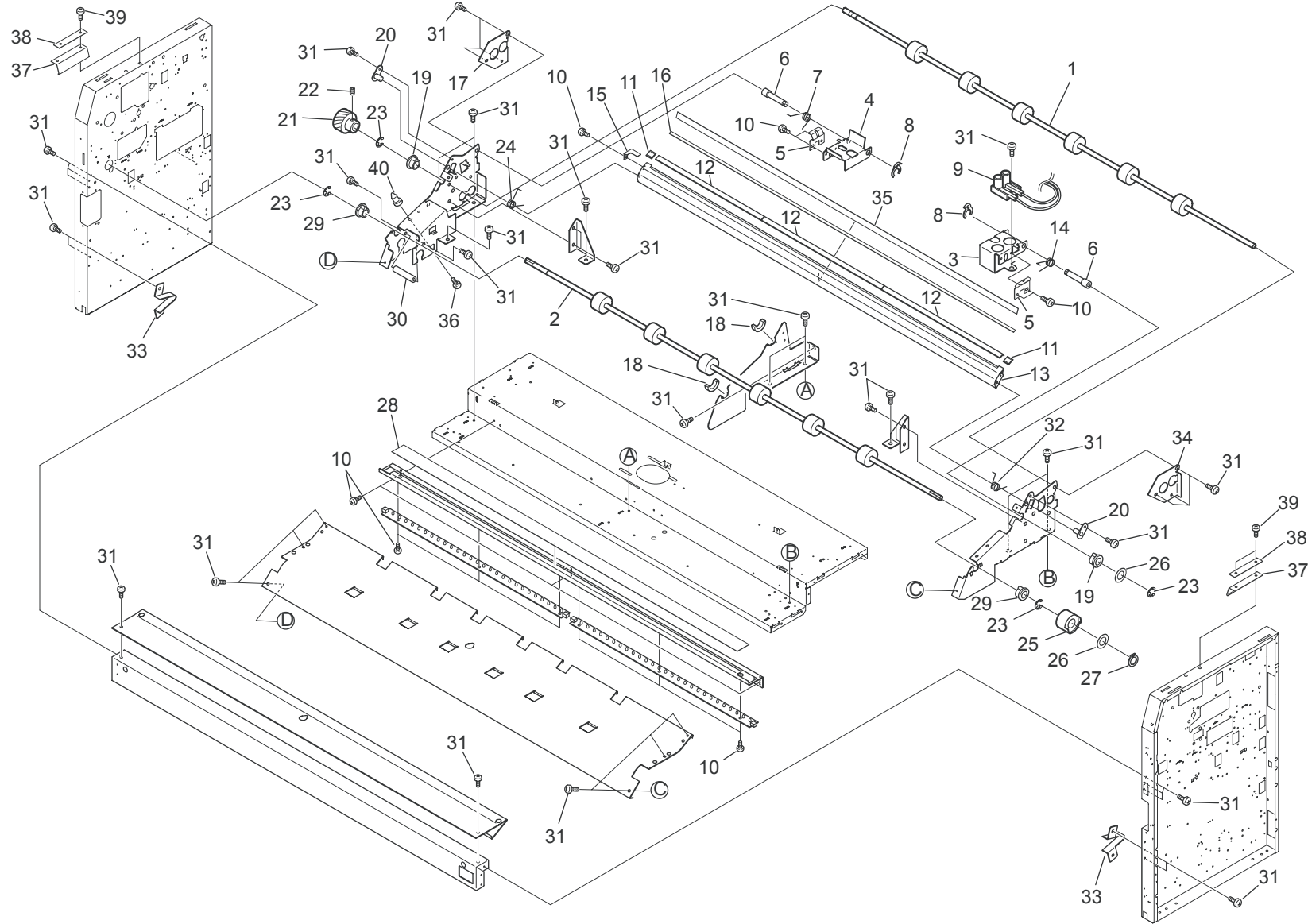


FIG. 10 MAIN FRAME PARTS ASSY 3

5JG

Ref. No.	Part.No.	Alternative.	Description	Quantity	
				120	230
⊙ 1	305H672180	5H672180	RESIST ROLLER ASSY	1	1
⊙ 2	305JG71660	5JG71660	RESIST ROLLER	1	1
3	305H671550	5H671550	BRACKET 5	1	1
4	305H671560	5H671560	BRACKET 6	1	1
5	305H671480	5H671480	PLATE	2	2
6	305H671450	5H671450	PIN 2	2	2
7	305H671490	5H671490	SPRING	1	1
8	305JG80240	5JG80240	KL CLIP	2	2
⊙ 9	305H676090	5H676090	HV SOCKET ASSY	1	1
10	305H685310	5H685310	BIND.HEAD SCREW	14	14
11	305H672170	5H672170	PLATE 9 ASSY	2	2
12	305H672160	5H672160	PLATE 4 ASSY	3	3
13	305H672140	5H672140	GUIDE PLATE	1	1
14	305H671500	5H671500	SPRING 2	1	1
15	305JG71730	5JG71730	PLATE SPRING	1	1
16	305JG71720	5JG71720	SHEET	1	1
17	305H672110	5H672110	PLATE 18	1	1
18	305H672870	5H672870	HOLDER SHAFT	2	2
19	305H678330	5H678330	BUSH	2	2
20	305H672150	5H672150	PLATE 2 ASSY	2	2
⊙ 21	305H673350	5H673350	GEAR 6	1	1
22	305H685690	5H685690	SET SCREW,W.POINT	1	1
23	305H685120	5H685120	RETAINING RING-E	4	4
24	305H671520	5H671520	SPRING 3	1	1
⊙ 25	305H679860	5H679860	CLUTCH BRAKE ASSY	1	1
26	305H679500	5H679500	WASHER	*1	*1
27	305H679410	5H679410	GRIP RING	1	1
28	305H671830	5H671830	SHEET	1	1
29	305H679460	5H679460	BEARING (L-1680HHR)	2	2
30	305H672130	5H672130	PIN 9	1	1
31	305H685340	5H685340	BIND.HEAD SCREW	42	42
32	305H671530	5H671530	SPRING 4	1	1
33	305JG71530	5JG71530	BRACKET 6	2	2
34	305H672120	5H672120	PLATE 19	1	1
35	305H671960	5H671960	SEAL 3	1	1
36	305H685510	5H685510	PAN HEAD SCREW, W/SW FW	1	1
37	305H671950	5H671950	PLATE ELECTRODE	2	2
38	305H672010	5H672010	PLATE 17	2	2
39	305H685450	5H685450	BIND.HEAD SCREW,W/OTW	4	4
40	305H671820	5H671820	PIN 7	1	1

\*The quantity varies according to the actual adjustment and depending on individual machines.

• Parts with "⊙" indicate regular maintenance parts.

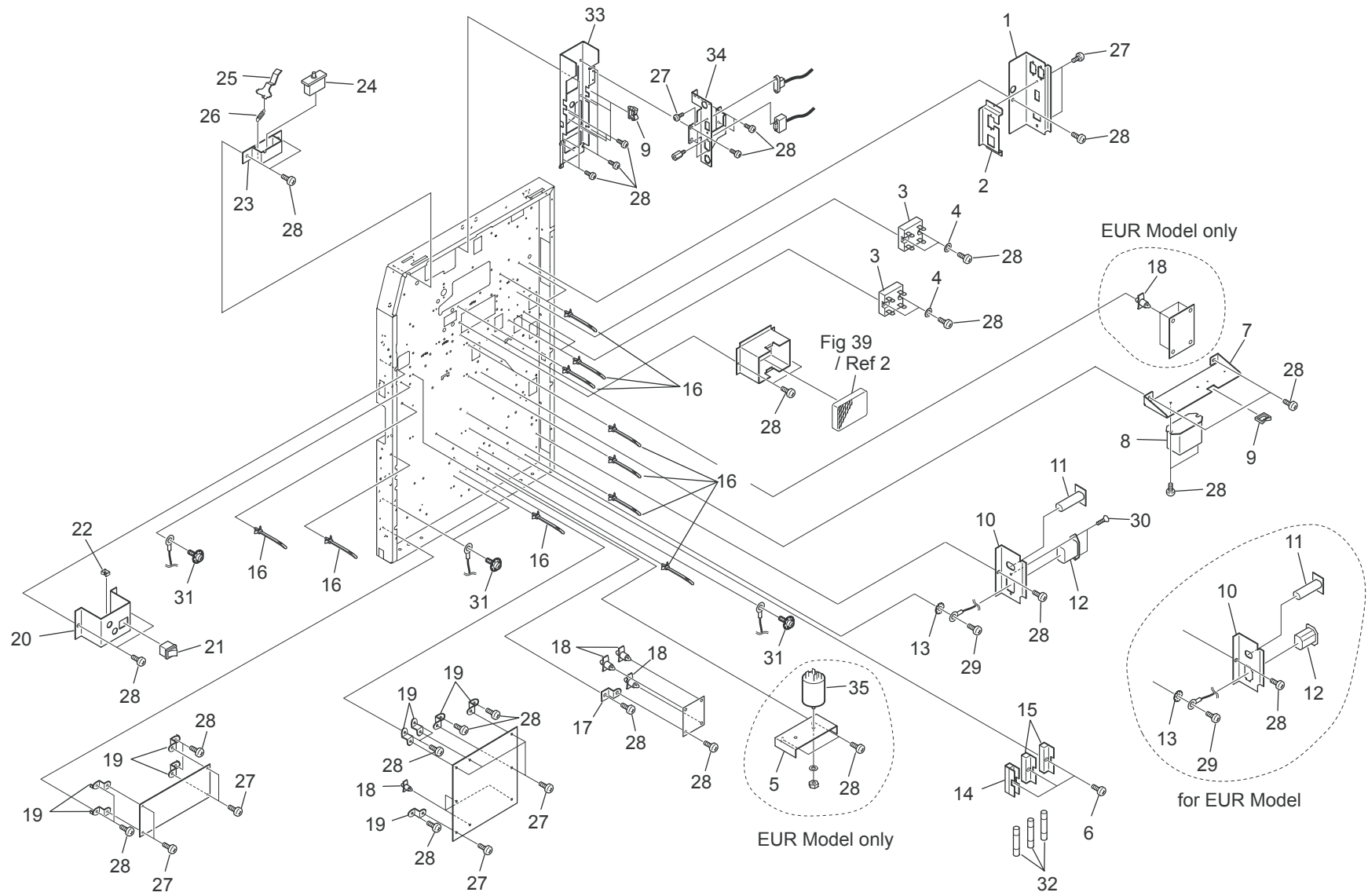




FIG. 11 MAIN FRAME PARTS ASSY 4

5JG

	Ref. No.	Part.No.	Alternative.	Description	Quantity	
					120	230
	1	305H671670	5H671670	BRACKET CONNECTOR 4	1	1
	2	305H671680	5H671680	BRACKET CONNECTOR 5	1	1
⊙	3	305JG71110	5JG71110	SOLID STATE RELAY	2	
⊙	3	305JG74950	5JG74950	SOLID STATE RELAY		2
	4	305H685030	5H685030	FLAT WASHER	4	4
	5	305H671970	5H671970	BRACKET 31		1
	6	305H685430	5H685430	PAN HEAD SCREW, W/SW	3	3
	7	305H671340	5H671340	BRACKET RELAY	1	1
⊙	8	305H678980	5H678980	RELAY	1	1
	9	305H679240	5H679240	EDGE SADDLE	6	6
	10	305H671310	5H671310	BRACKET POWER CABLE	1	
	10	305H671980	5H671980	BRACKET POWER CABLE 2		1
⊙	11	305H678970	5H678970	BREAKER	1	
⊙	11	305H678130	5H678130	BREAKER		1
⊙	12	305H675950	5H675950	NOISE FILTER ASSY	1	
⊙	12	305H675960	5H675960	INLET ASSY		1
	13	305H685060	5H685060	OUTER TOOTHED LOCK WASHER	1	1
	14	305H678940	5H678940	FUSE HOLDER	1	1
	15	305H678950	5H678950	FUSE HOLDER	2	2
	16	305H679180	5H679180	SNAP BAND	13	13
	17	305H679560	5H679560	PWB BRACKET	1	1
	18	305H679070	5H679070	SPACER	6	
	18	305H679070	5H679070	SPACER		10
	19	305JG71680	5JG71680	BRACKET 18	9	9
⊙	20	305JG71300	5JG71300	BRACKET SWITCH	1	1
	21	305H678920	5H678920	SWITCH	1	1
	22	305H679140	5H679140	EDGE SADDLE	1	1
⊙	23	305JG71350	5JG71350	BRACKET 27	1	1
	24	305JG71090	5JG71090	SWITCH	1	1
	25	305H671860	5H671860	PLATE 10	1	1
	26	305JG71360	5JG71360	SPRING 5	1	1
	27	305H685310	5H685310	BIND.HEAD SCREW	13	13
	28	305H685340	5H685340	BIND.HEAD SCREW	40	
	28	305H685340	5H685340	BIND.HEAD SCREW		42
	29	305H685420	5H685420	BIND.HEAD SCREW	1	1
	30	305H685230	5H685230	FLUSH HEAD SCREW	2	
	31	305H685450	5H685450	BIND.HEAD SCREW,W/OTW	3	3
⊙	32	305H678960	5H678960	FUSE	3	3
	33	305H677820	5H677820	BRACKET 7	1	1
	34	305H677830	5H677830	BRACKET 8	1	1
⊙	35	305H678200	5H678200	NOIZE FILTER		1

• Parts with "⊙" indicate regular maintenance parts.

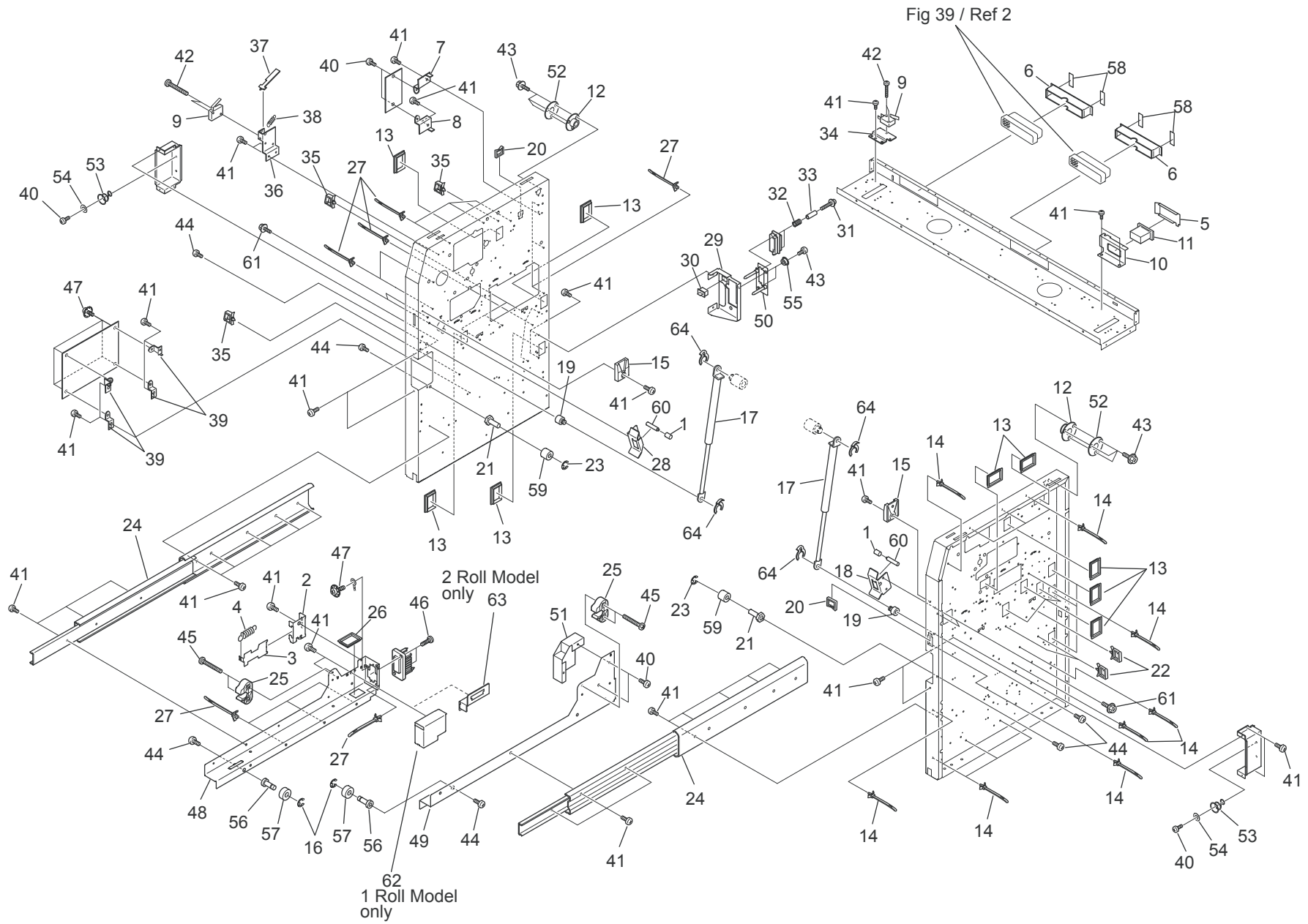


FIG. 12 MAIN FRAME PARTS ASSY 5

5JG

Ref. No.	Part.No.	Alternative.	Description	Quantity		Ref. No.	Part.No.	Alternative.	Description	Quantity	
				120	230					120	230
1	305JG71370	5JG71370	COLLER 2	2	2	51	305JG71700	5JG71700	COVER 9	1	1
2	305JG71610	5JG71610	BRACKET 16	1	1	52	305H671940	5H671940	PLATE 12	2	2
3	305JG71620	5JG71620	PLATE	1	1	53	305H672030	5H672030	SPRING 7	2	2
4	305JG71630	5JG71630	SPRING	1	1	54	305H685050	5H685050	FLAT WASHER	2	2
5	305JG71490	5JG71490	BRACKET 2	1	1	55	305JG71670	5JG71670	COLLAR 2	2	2
6	305H671750	5H671750	DUCT 5	2	2	56	305H672060	5H672060	PIN 8	2	2
7	305H680770	5H680770	PCB BRACKET	1	1	57	305H672070	5H672070	ROLLER	2	2
8	305H680780	5H680780	PCB BRACKET 2	1	1	58	305H680990	5H680990	HIMELON	4	4
⊙ 9	305H678870	5H678870	SWITCH	1	1	59	305JG71640	5JG71640	COLLER	2	2
10	305JG71480	5JG71480	BRACKET	1	1	60	305JG71340	5JG71340	PIN 2	2	2
⊙ 11	305JG71090	5JG71090	SWITCH	1	1	61	305JG80160	5JG80160	CRS HEX HEAD BOLT W/SW FW	4	4
12	305H671570	5H671570	SLEEVE	2	2	62	305JG74960	5JG74960	COVER 11	1	1
13	305H679150	5H679150	BUSHING	9	9	63	305JG71590	5JG71590	BRACKET 15	1	1
14	305H679170	5H679170	SNAP BAND	9	9	64	305JG80310	5JG80310	KL CLIP	4	4
15	305H671630	5H671630	BRACKET 7	2	2						
16	305H685120	5H685120	RETAINING RING-E	2	2						
⊙ 17	305H671660	5H671660	GAS SPRING	2	2						
18	305JG71330	5JG71330	PLATE 6	1	1						
19	305H671580	5H671580	PIN 5	2	2						
20	305H679240	5H679240	EDGE SADDLE	2	2						
21	305JG71650	5JG71650	PIN 2	2	2						
22	305H679210	5H679210	WIRE SADDLE	3	3						
23	305H685090	5H685090	RETAINING RING-E	2	2						
⊙ 24	305H671690	5H671690	RAIL	2	2						
25	305JG72340	5JG72340	LOCK SHAFT RECEIVER	2	2						
26	305H679160	5H679160	BUSHING	1	1						
27	305H679180	5H679180	SNAP BAND	14	14						
28	305JG71320	5JG71320	PLATE 5	1	1						
29	305JG71600	5JG71600	BRACKET CONNECTOR	1	1						
⊙ 30	305H678900	5H678900	SWITCH	1	1						
31	305H685490	5H685490	PAN HEAD SCREW,W/SW FW	2	2						
32	305JG71710	5JG71710	SPRING 3	2	2						
33	305H679550	5H679550	COLLAR(DC)	2	2						
34	305H671460	5H671460	BRACKET 3	1	1						
35	305H679220	5H679220	WIRE SADDLE	5	5						
36	305H671850	5H671850	BRACKET 28	1	1						
37	305H671870	5H671870	PLATE 11	1	1						
38	305H671890	5H671890	SPRING 6	1	1						
39	305H679560	5H679560	PWB BRACKET	4	4						
40	305H685310	5H685310	BIND.HEAD SCREW	6	6						
41	305H685340	5H685340	BIND.HEAD SCREW	40	40						
42	305H685330	5H685330	BIND.HEAD SCREW	4	4						
43	305H685350	5H685350	BIND.HEAD SCREW	8	8						
44	305H685390	5H685390	BIND.HEAD SCREW	6	6						
45	305H679340	5H679340	BIND.HEAD SCREW	4	4						
46	305H685320	5H685320	BIND.HEAD SCREW	2	2						
47	305H685450	5H685450	BIND.HEAD SCREW,W/OTW	6	6						
48	305JG71580	5JG71580	BRACKET 13	1	1						
49	305JG71570	5JG71570	BRACKET 12	1	1						
50	305JG70180	5JG70180	BRACKET 17 ASSY	1	1						

• Parts with "⊙" indicate regular maintenance parts.

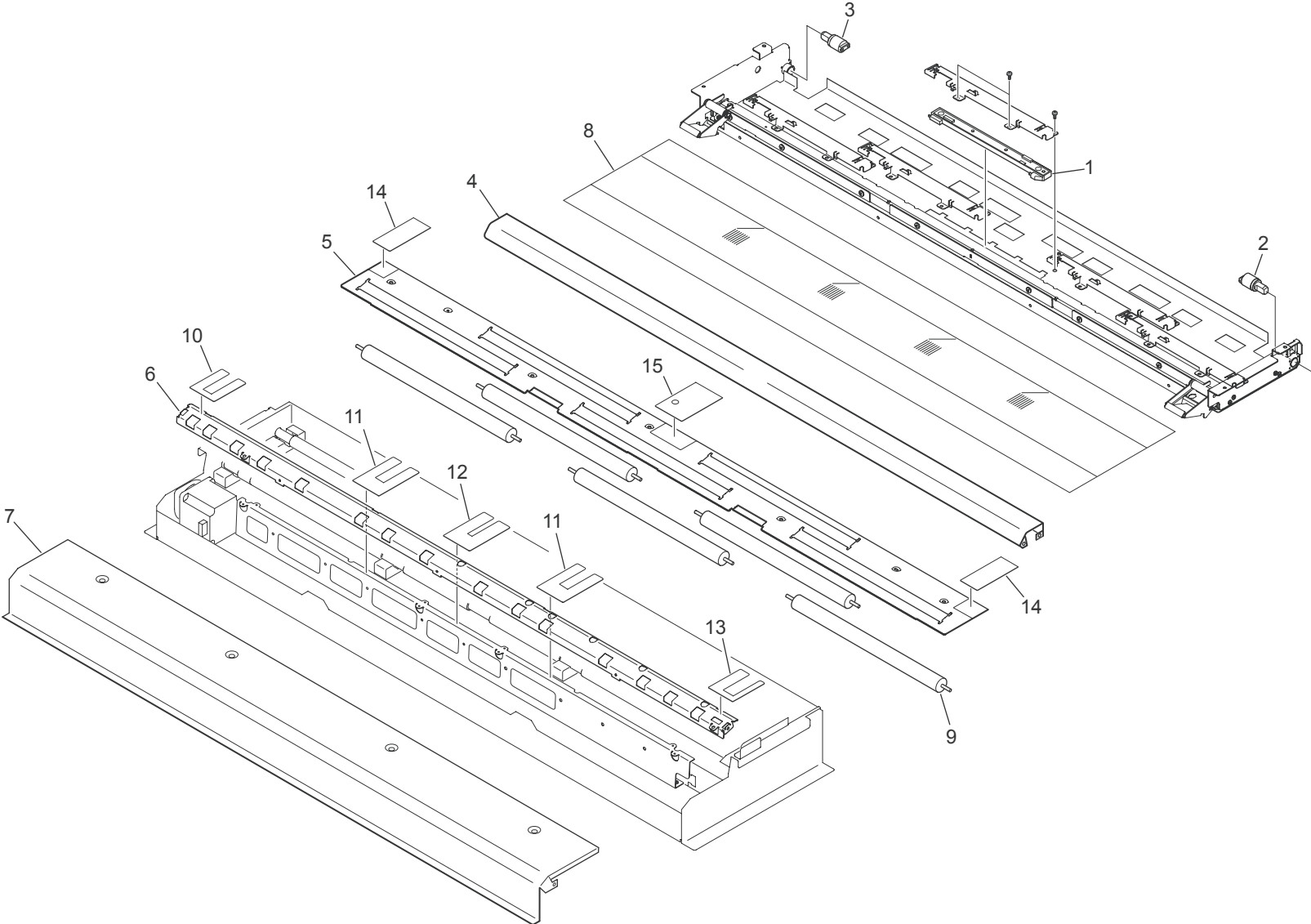


FIG. 13 SCANNER ASSY 1

5JG

	Ref. No.	Part.No.	Alternative.	Description	Quantity	
					120	230
⊙	1	305JG74420	5JG74420	CIS SENSOR D	1	1
	2	305H676590	5H676590	DAMPER FYN-P1-R183	1	1
	3	305H676600	5H676600	DAMPER FYN-P1-L183	1	1
	4	305JG74340	5JG74340	SHEET GUIDE RK	1	1
	5	305JG74590	5JG74590	P1 SHT GUIDE L2	1	1
	6	305JG74350	5JG74350	SHEET GUIDE J	1	1
	7	305JG74970	5JG74970	SHEET GUIDE L1	1	1
	8	305JG74560	5JG74560	STITCH ADJUSTMENT CHART	1	1
⊙	9	305JG74600	5JG74600	X3 DOC ROLL ASSY	5	5
	10	305JG74630	5JG74630	P4 GUARD DOC L	1	1
	11	305JG74660	5JG74660	P4 GUARD DOC 55S	2	2
	12	305JG74640	5JG74640	P4 GUARD DOC C	1	1
	13	305JG74650	5JG74650	P4 GUARD DOC 55	1	1
	14	305JG74610	5JG74610	P4 GUARD DOC S	2	2
	15	305JG74620	5JG74620	P4 GUARD DOC M	1	1

• Parts with "⊙" indicate regular maintenance parts.

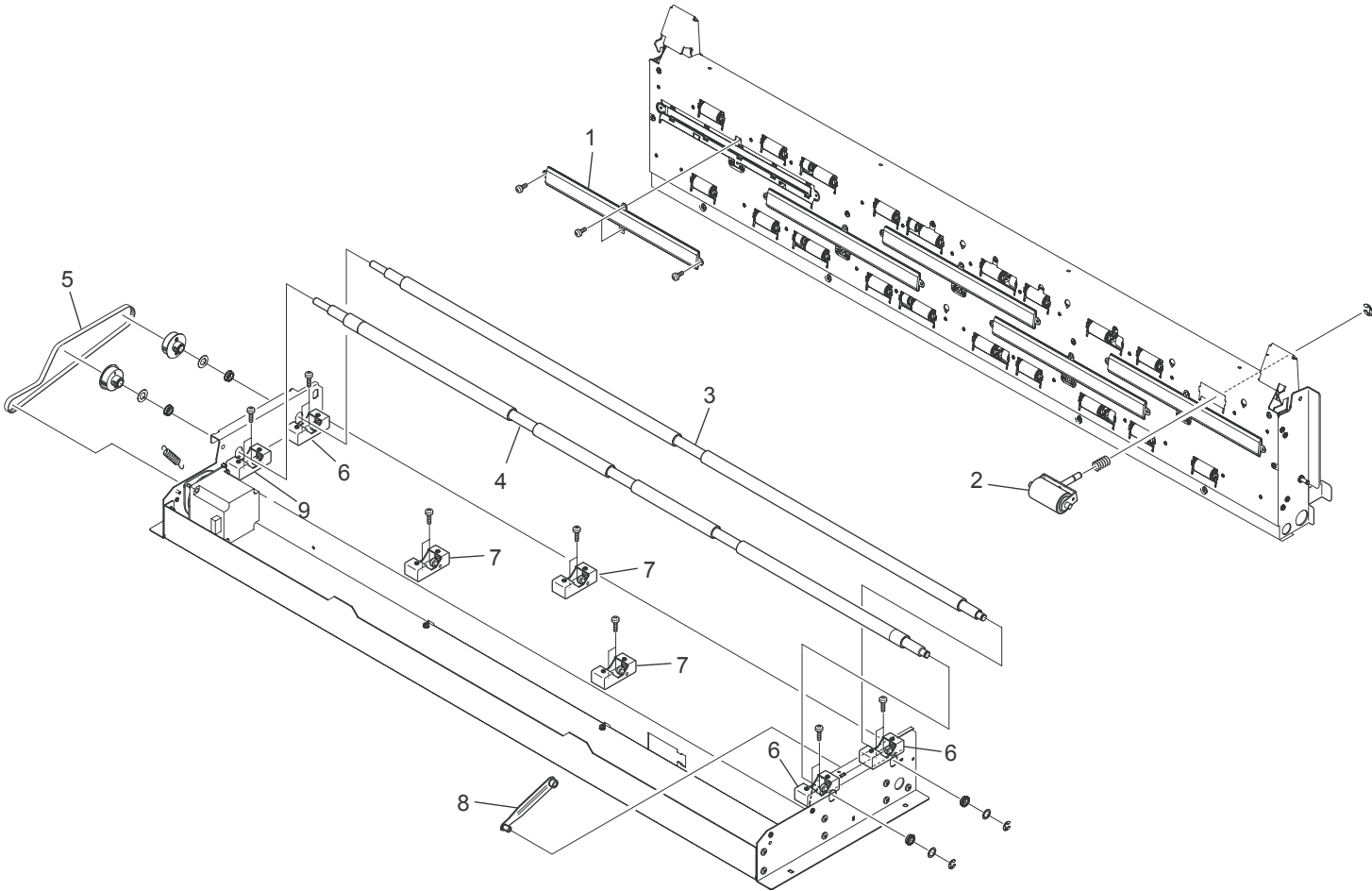


FIG. 14 SCANNER ASSY 2

5JG

	Ref. No.	Part.No.	Alternative.	Description	Quantity	
					120	230
⊙	1	305JG74360	5JG74360	SCAN GLASS ASSY	5	5
⊙	2	305JG74370	5JG74370	PINCH ROLLER ASSY	20	20
⊙	3	305JG74300	5JG74300	FEED ROLLER R	1	1
⊙	4	305JG74290	5JG74290	FEED ROLLER F	1	1
⊙	5	305JG74310	5JG74310	TIMING BELT	1	1
	6	305JG70650	5JG70650	PRESS ASSY 2	3	3
	7	305JG70640	5JG70640	PRESS ASSY 1	3	3
	8	305JG74380	5JG74380	STAY ASSY	1	1
	9	305JG70660	5JG70660	PRESS ASSY 3	1	1

• Parts with "⊙" indicate regular maintenance parts.

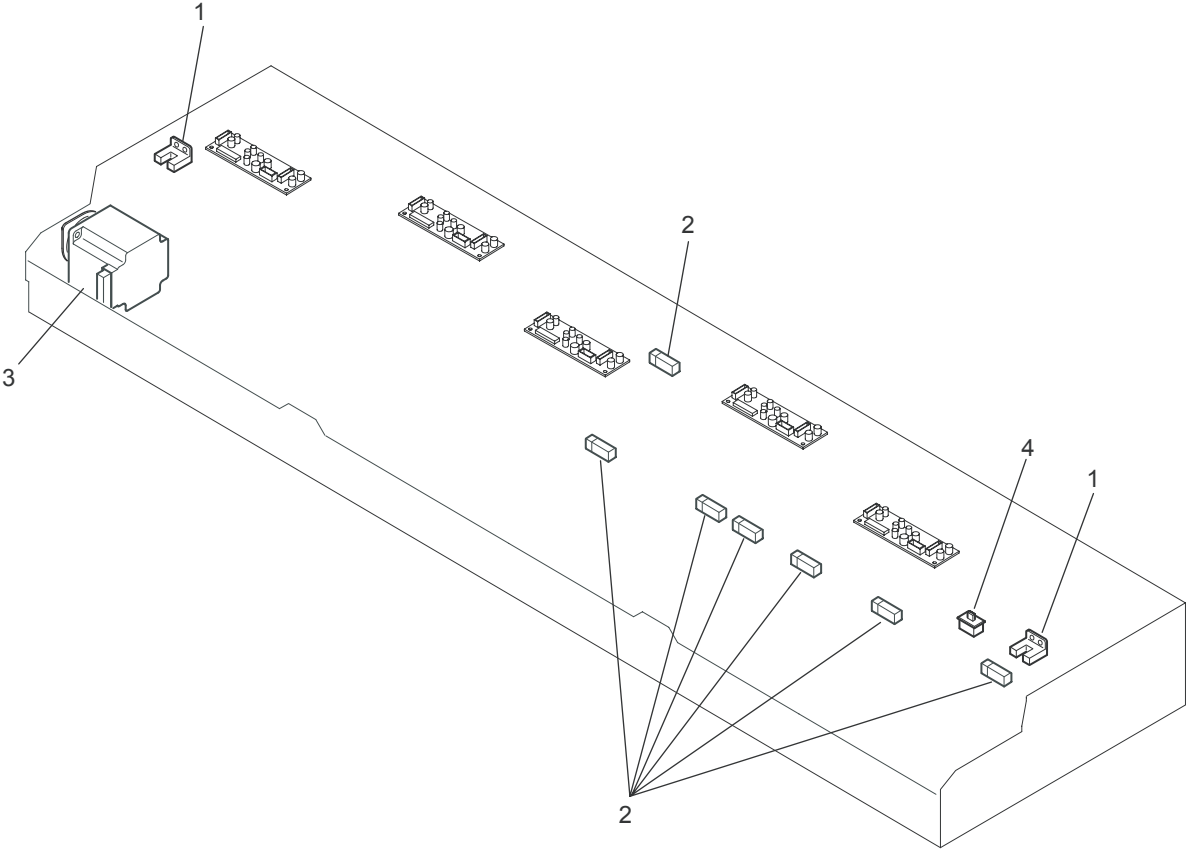




FIG. 15 SCANNER ASSY 3

5JG

	Ref. No.	Part.No.	Alternative.	Description	Quantity	
					120	230
⊙	1	305JG74240	5JG74240	COVER SENSOR	2	2
⊙	2	305H676760	5H676760	SENSOR	7	7
⊙	3	305JG74260	5JG74260	MOTOR ASSY	1	1
⊙	4	305H678900	5H678900	SWITCH	1	1

• Parts with "⊙" indicate regular maintenance parts.

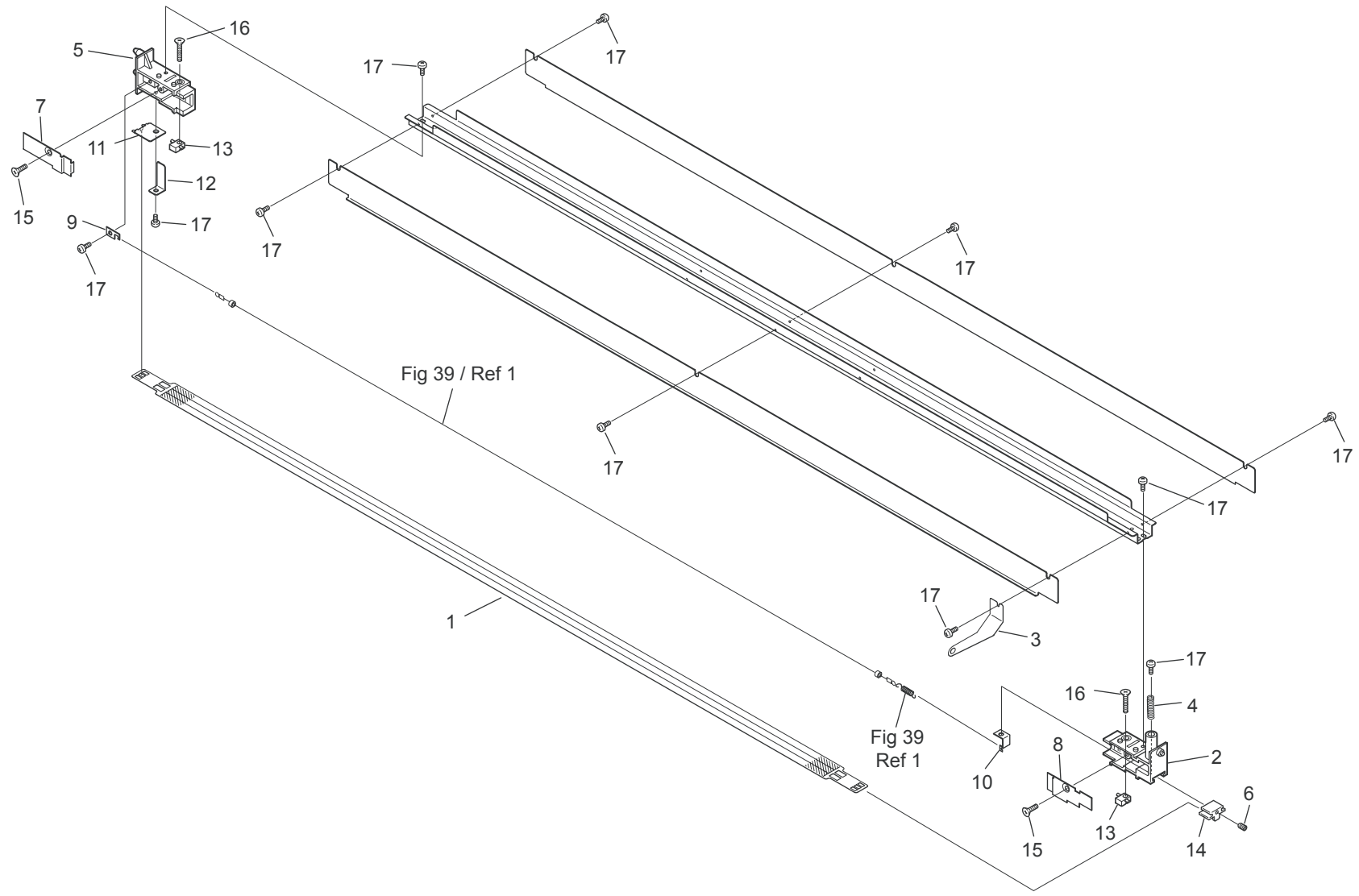


FIG. 16 IM CORONA ASSY

5JG

	Ref. No.	Part.No.	Alternative.	Description	Quantity	
					120	230
⊙	1	305H675880	5H675880	PLATE GRID	1	1
⊙	2	305H680160	5H680160	BLOCK 2	1	1
	3	305H675850	5H675850	PLATE ELECTRODE	1	1
	4	305H675870	5H675870	SPRING	1	1
⊙	5	305H680150	5H680150	BLOCK	1	1
	6	305H685630	5H685630	SET SCREW	1	1
	7	305H675820	5H675820	COVER 2	1	1
	8	305H675810	5H675810	COVER	1	1
	9	305H675840	5H675840	WIRE HOOK 2	1	1
	10	305H675830	5H675830	WIRE HOOK	1	1
	11	305H675900	5H675900	HOOK	1	1
	12	305H675910	5H675910	ELECTRODE PLATE 2	1	1
	13	305H678220	5H678220	HEIGHT ADJUSTER	2	2
	14	305H675861	5H675861	BLOCK 3	1	1
	15	305H685250	5H685250	FLUSH HEAD SCREW	2	2
	16	305H685260	5H685260	FLUSH HEAD SCREW	2	2
	17	305H685310	5H685310	BIND.HEAD SCREW	11	11

• Parts with "⊙" indicate regular maintenance parts.

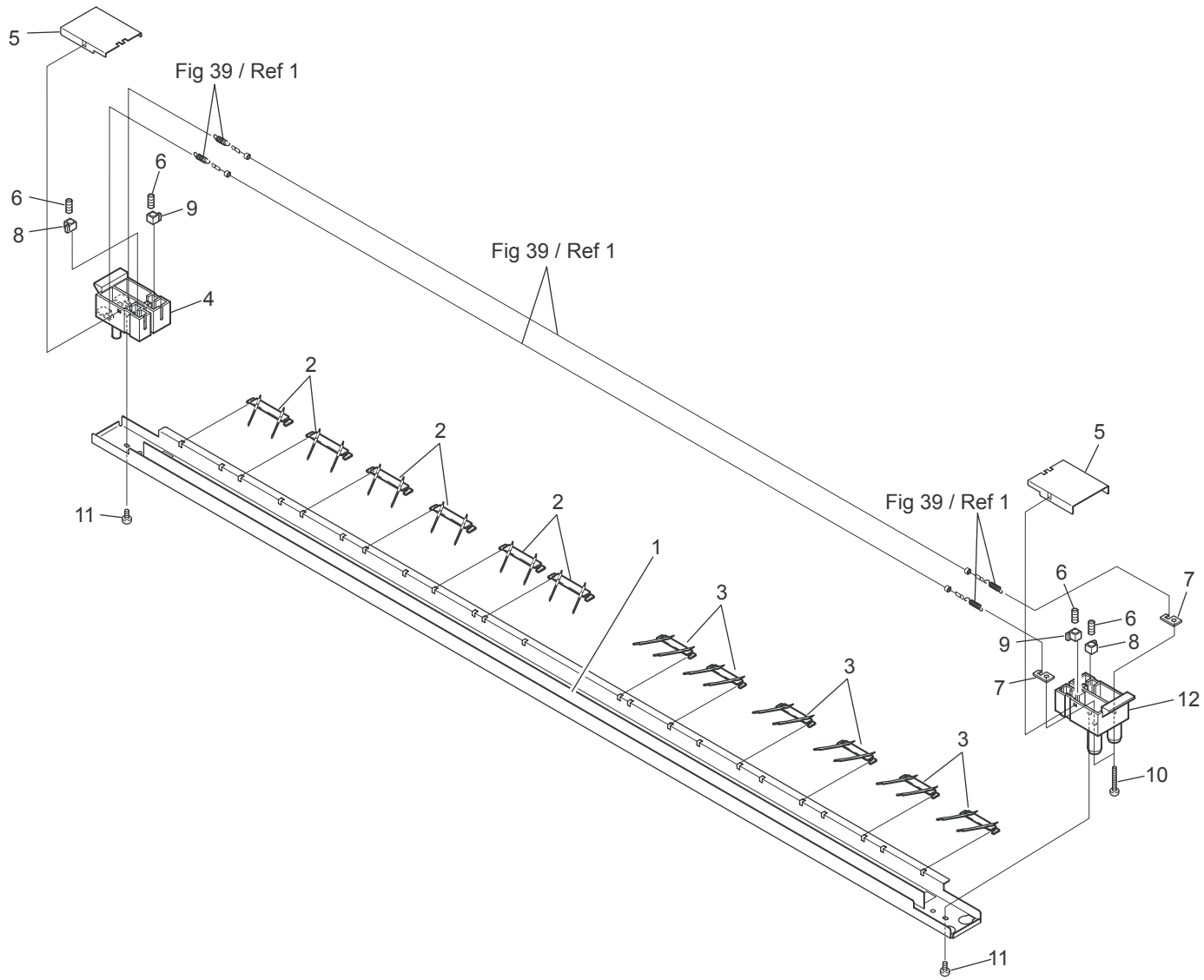


FIG. 17 TR/ST CORONA ASSY

5JG

	Ref. No.	Part.No.	Alternative.	Description	Quantity	
					120	230
	1	305H675930	5H675930	SHEET	1	1
⊙	2	305H678230	5H678230	CORONA GUARD A	6	6
⊙	3	305H678240	5H678240	CORONA GUARD B	6	6
	4	305H680170	5H680170	BLOCK 4	1	1
	5	305H675890	5H675890	COVER 3	2	2
	6	305H679350	5H679350	SLOTTED SET SCREW	4	4
	7	305H675920	5H675920	PLATE ELECTRODE 3	2	2
	8	305H678370	5H678370	HEIGHT ADJUSTER	2	2
	9	305H678380	5H678380	HEIGHT ADJUSTER	2	2
	10	305H685410	5H685410	BIND.HEAD SCREW	2	2
	11	305H685310	5H685310	BIND.HEAD SCREW	2	2
	12	305H680180	5H680180	BLOCK 5	1	1

• Parts with "⊙" indicate regular maintenance parts.

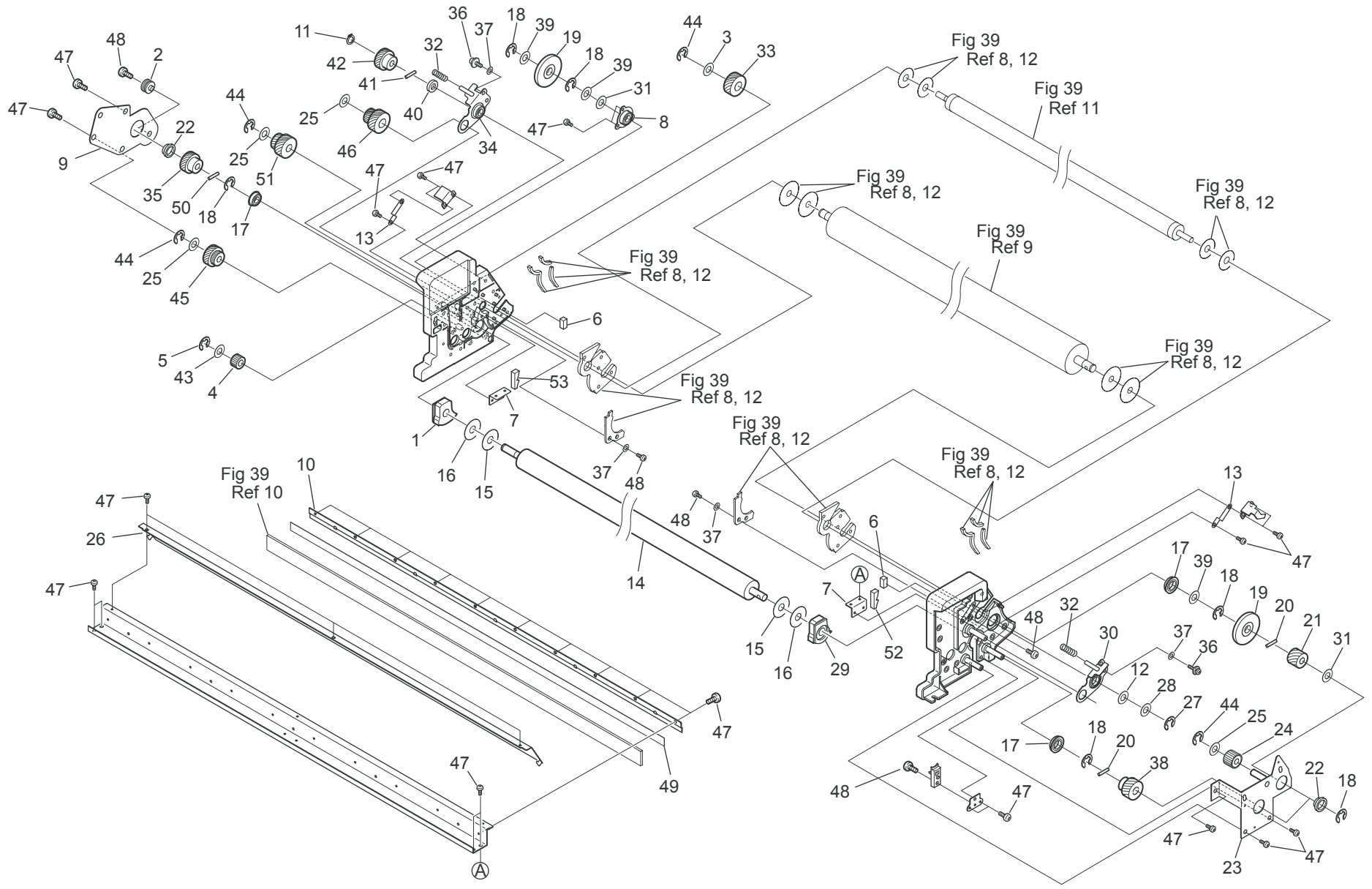


FIG. 18 DEVELOPER MAIN ASSY 1

5JG

	Ref. No.	Part.No.	Alternative.	Description	Quantity			Ref. No.	Part.No.	Alternative.	Description	Quantity	
					120	230						120	230
	1	305JG70530	5JG70530	SEAL L ASSY	1	1		51	305JG73510	5JG73510	GEAR 16T-34T	1	1
	2	305H675120	5H675120	PIN 4	1	1		52	305JG73590	5JG73590	SEAL 17	1	1
	3	305H685870	5H685870	WASHER	1	1		53	305JG73600	5JG73600	SEAL 18	1	1
⊙	4	305JG73530	5JG73530	GEAR 15T	1	1							
	5	305H685100	5H685100	RETAINING RING-E	1	1							
	6	305JG75250	5JG75250	SEAL 10	2	2							
	7	305JG75260	5JG75260	BRACKET 15	2	2							
	8	305JG75270	5JG75270	BRACKET 8 ASSY	1	1							
	9	305JG73380	5JG73380	BRACKET 9	1	1							
	10	305H675140	5H675140	BRACKET 14	1	1							
	11	305JG80060	5JG80060	RETAINING RING-C	1	1							
	12	305JG80320	5JG80320	THRUST WASHER	*1	*1							
	13	305JG75280	5JG75280	SPRING LEAF 2	2	2							
⊙	14	305JG73640	5JG73640	ROLLER SUPPLY	1	1							
	15	305JG73610	5JG73610	SHEET 6	2	2							
	16	305JG74900	5JG74900	SHEET 5	2	2							
	17	305H679440	5H679440	BEARING (6901LLUNR/2A)	3	3							
	18	305H685140	5H685140	RETAINING RING-E	6	6							
	19	305JG71190	5JG71190	COUNTER ROLLER	2	2							
	20	305H685730	5H685730	PARALLEL PIN	2	2							
⊙	21	305JG73480	5JG73480	GEAR HELICAL 25T	1	1							
	22	305H675190	5H675190	COLLAR	3	3							
	23	305JG70510	5JG70510	BRACKET 10 ASSY	1	1							
⊙	24	305JG70580	5JG70580	GEAR HELICAL 22T ASSY	1	1							
	25	305H679500	5H679500	WASHER	4	4							
	26	305H675150	5H675150	COVER	1	1							
	27	305JG80050	5JG80050	RETAINING RING-E	1	1							
	28	305H679510	5H679510	WASHER	1	1							
	29	305JG70540	5JG70540	SEAL R ASSY	1	1							
	30	305JG70500	5JG70500	BRACKET 7 ASSY	1	1							
	31	305JG80280	5JG80280	WASHER	2	2							
	32	305H675340	5H675340	SPRING 2	2	2							
⊙	33	305JG75290	5JG75290	GEAR HELICAL 28T ASSY	1	1							
	34	305JG70490	5JG70490	BRACKET 6 ASSY	1	1							
⊙	35	305H675290	5H675290	GEAR HELICAL 30T	1	1							
	36	305H679370	5H679370	PAN HEAD SCREW, W/SW FW	2	2							
	37	305H685030	5H685030	FLAT WASHER	4	4							
⊙	38	305JG73490	5JG73490	GEAR HELICAL 30T	1	1							
	39	305H678170	5H678170	WASHER	3	3							
	40	305H675330	5H675330	COLLAR 3	1	1							
	41	305H685181	5H685181	PARALLEL PIN	1	1							
⊙	42	305JG73500	5JG73500	GEAR HELICAL 30T	1	1							
	43	305JG80260	5JG80260	WASHER	1	1							
	44	305H685120	5H685120	RETAINING RING-E	4	4							
⊙	45	305JG73520	5JG73520	GEAR 21T-34T	1	1							
⊙	46	305JG70570	5JG70570	GEAR 29T-34T ASSY	1	1							
	47	305H685340	5H685340	BIND.HEAD SCREW	31	31							
	48	305H685350	5H685350	BIND.HEAD SCREW	5	5							
	49	305JG75300	5JG75300	SEAL 5	*1	*1							
	50	305H685220	5H685220	PARALLEL PIN	1	1							

\*The quantity varies according to the actual adjustment and depending on individual machines.

• Parts with "⊙" indicate regular maintenance parts.

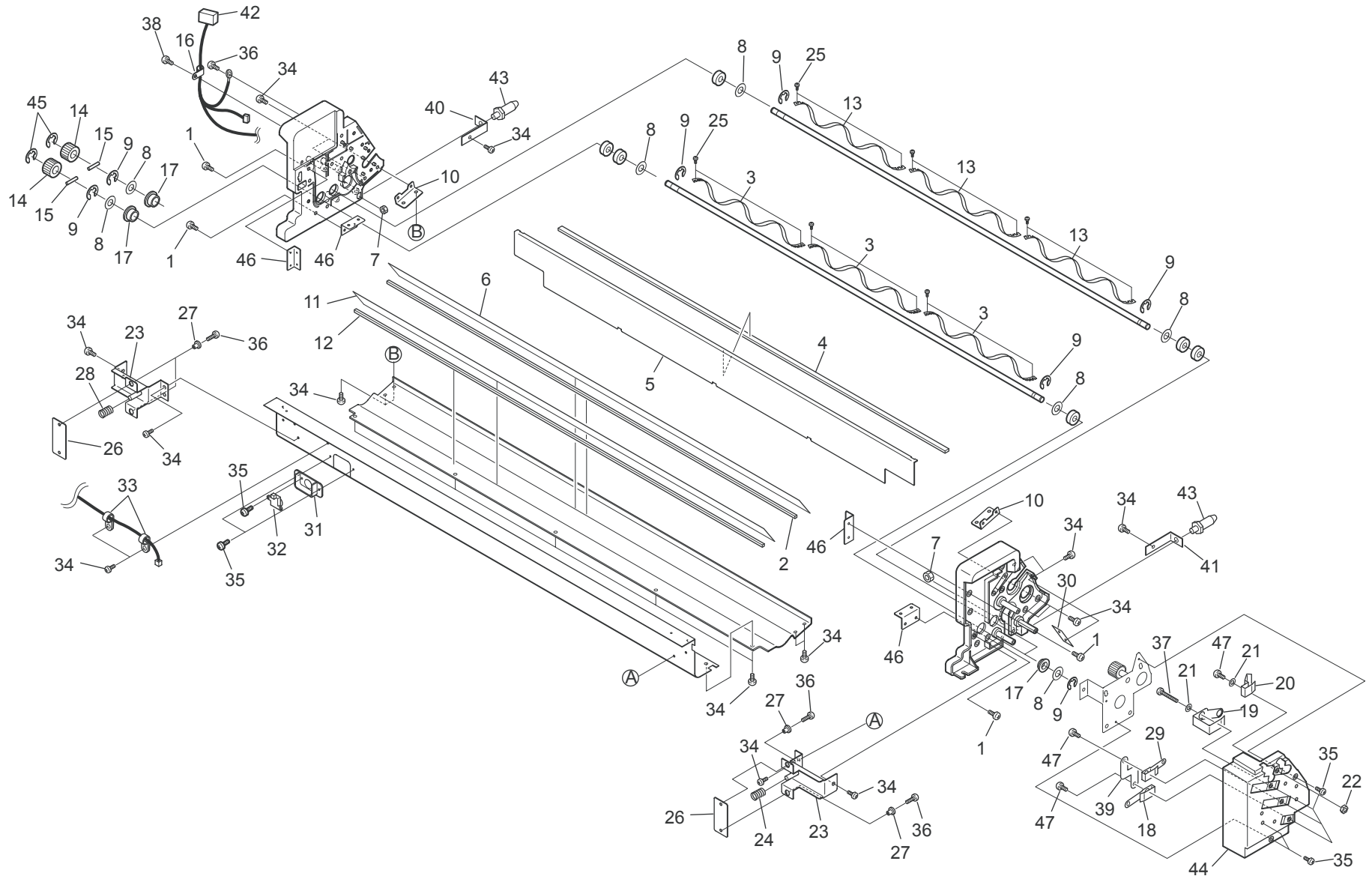




FIG. 19 DEVELOPER MAIN ASSY 2

5JG

Ref. No.	Part.No.	Alternative.	Description	Quantity	
				120	230
1	305H685350	5H685350	BIND.HEAD SCREW	8	8
2	305JG73690	5JG73690	SEAL 24	1	1
3	305JG73570	5JG73570	SCREW A	3	3
4	305H680740	5H680740	SEAL 7	1	1
5	305JG73400	5JG73400	SEPARATOR	1	1
6	305JG73440	5JG73440	SEAL 9	1	1
7	305JG80350	5JG80350	HEX.NUT	2	2
8	305H679500	5H679500	WASHER	8	8
9	305H685120	5H685120	RETAINING RING-E	5	5
10	305JG73390	5JG73390	BRACKET 12	2	2
11	305JG75310	5JG75310	SEAL 6	1	1
12	305JG75320	5JG75320	SEAL 8	1	1
13	305JG74890	5JG74890	SCREW B	3	3
14	305H678390	5H678390	GEAR 16T	2	2
15	305H685190	5H685190	PARALLEL PIN	2	2
16	305H679100	5H679100	CLAMP	1	1
17	305H678740	5H678740	BUSH F8_16_5	4	4
18	305JG73450	5JG73450	SPRING LEAF 3	1	1
19	305JG73460	5JG73460	SPRING LEAF 4	1	1
20	305H675210	5H675210	SPRING LEAF 5	1	1
21	305H685050	5H685050	FLAT WASHER	2	2
22	305H685720	5H685720	HEX.NUT	4	4
23	305JG70520	5JG70520	BRACKET 17 ASSY	2	2
24	305H675360	5H675360	SPRING 3	1	1
25	305JG80070	5JG80070	FLUSH HEAD SCREW	12	12
26	305H675230	5H675230	BRACKET 18	2	2
27	305H678630	5H678630	NUT	4	4
28	305H675370	5H675370	SPRING 4	1	1
29	305JG73470	5JG73470	SPRING LEAF 7	1	1
30	305JG71250	5JG71250	BRACKET 19	1	1
31	305H675130	5H675130	HOLDER	1	1
32	305H679300	5H679300	SENSOR	1	1
33	305H679090	5H679090	CLAMP	2	2
34	305H685340	5H685340	BIND.HEAD SCREW	23	23
35	305H685310	5H685310	BIND.HEAD SCREW	8	8
36	305H685360	5H685360	BIND.HEAD SCREW	5	5
37	305H685440	5H685440	PAN HEAD SCREW,W/SW	1	1
38	305H685370	5H685370	BIND.HEAD SCREW	1	1
39	305JG71260	5JG71260	SPRING LEAF 6	1	1
40	305JG73540	5JG73540	REINFORCEMENT 1	1	1
41	305JG73550	5JG73550	REINFORCEMENT 2	1	1
42	305H676190	5H676190	DEVELOPER HARNESS	1	1
43	305JG75330	5JG75330	PIN 3	2	2
44	305H675220	5H675220	HOLDER 2	1	1
45	305H685100	5H685100	RETAINING RING-E	2	2
46	305JG75340	5JG75340	BRACKET 11	4	4
47	305JG80100	5JG80100	BIND.HEAD SCREW	3	3

• Parts with "⊙" indicate regular maintenance parts.

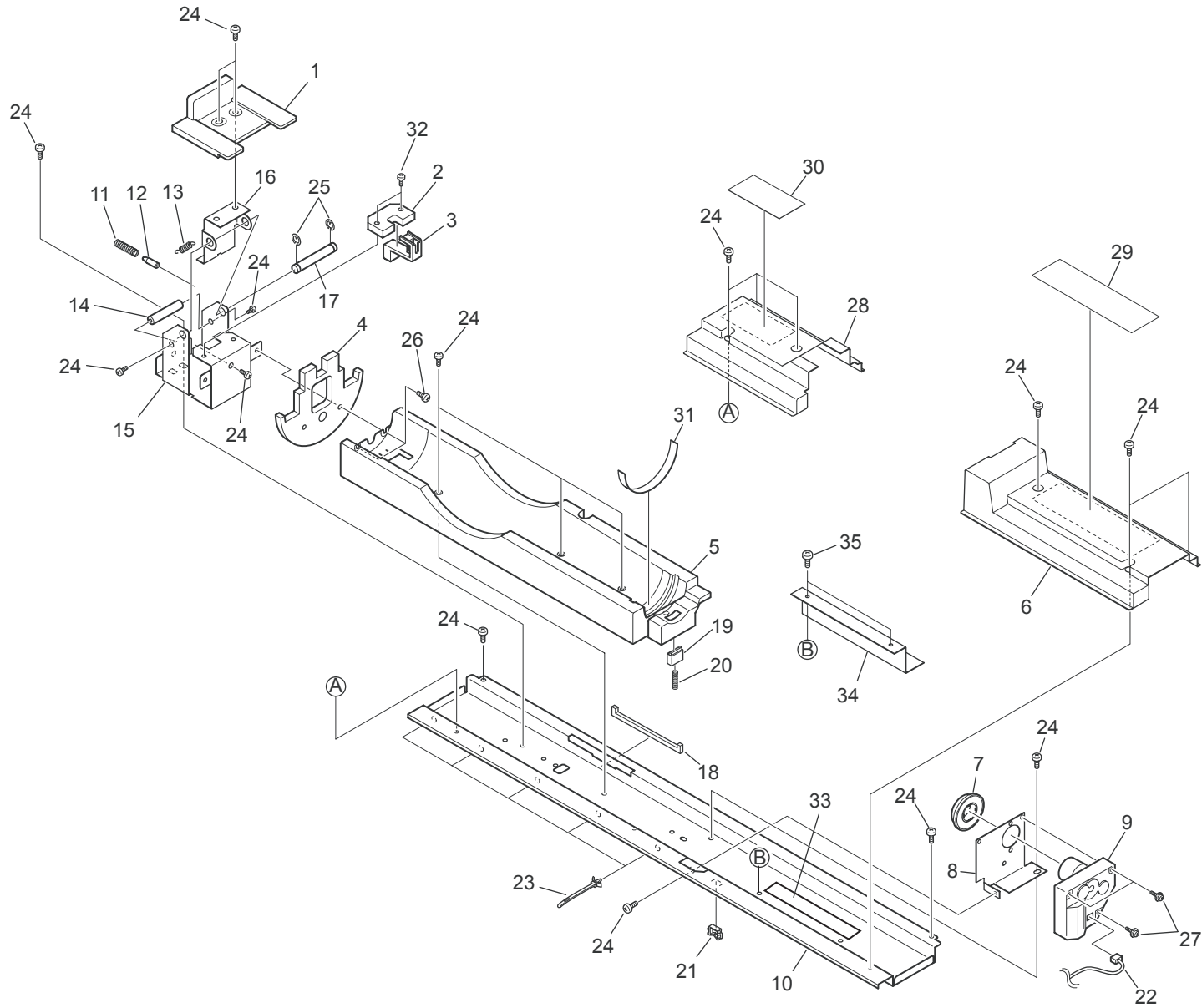


FIG. 20 HOPPER ASSY

5JG

Ref. No.	Part.No.	Alternative.	Description	Quantity	
				120	230
1	305H679590	5H679590	LEVER B	1	1
2	305H679610	5H679610	GUIDE	1	1
3	305H679580	5H679580	HOOK	1	1
4	305JG73620	5JG73620	PLATE CARTRIDGE POSITION	1	1
5	305H677880	5H677880	HOLDER 3	1	1
6	305H677890	5H677890	COVER 2	1	1
⊙ 7	305H679620	5H679620	JOINT R	1	1
8	305H675240	5H675240	BRACKET 19	1	1
⊙ 9	305H679010	5H679010	DC MOTOR	1	1
10	305JG74860	5JG74860	FRAME 4	1	1
11	305H679680	5H679680	SPRING E	1	1
12	305H679640	5H679640	GUIDE PIN B	1	1
13	305H679690	5H679690	SPRING F	1	1
14	305H679670	5H679670	STAY	1	1
15	305H679630	5H679630	PLATE	1	1
16	305H679660	5H679660	LEVER A	1	1
17	305H679650	5H679650	SHAFT LEVER	1	1
18	305H675320	5H675320	SEAL 5	1	1
19	305H679600	5H679600	HOOK	1	1
20	305H679700	5H679700	SPRING G	1	1
21	305H679140	5H679140	EDGE SADDLE	1	1
22	305H678010	5H678010	TONER MOTOR LEAD	1	1
23	305H679180	5H679180	SNAP BAND	5	5
24	305H685340	5H685340	BIND.HEAD SCREW	18	18
25	305H685100	5H685100	RETAINING RING-E	2	2
26	305H685350	5H685350	BIND.HEAD SCREW	2	2
27	305H685490	5H685490	PAN HEAD SCREW,W/SW FW	3	3
28	305H675350	5H675350	COVER 3	1	1
29	305H677770	5H677770	LABEL TONER LOADING	1	1
30	305H671240	5H671240	LABEL CARTRIDGE CAUTION	1	1
31	305H675380	5H675380	SEAL 8	1	1
32	305H685360	5H685360	BIND.HEAD SCREW	2	2
33	305JG73630	5JG73630	FILTER	1	1
34	305JG73650	5JG73650	FILTER COVER	1	1
35	305H685310	5H685310	BIND.HEAD SCREW	2	2

• Parts with "⊙" indicate regular maintenance parts.

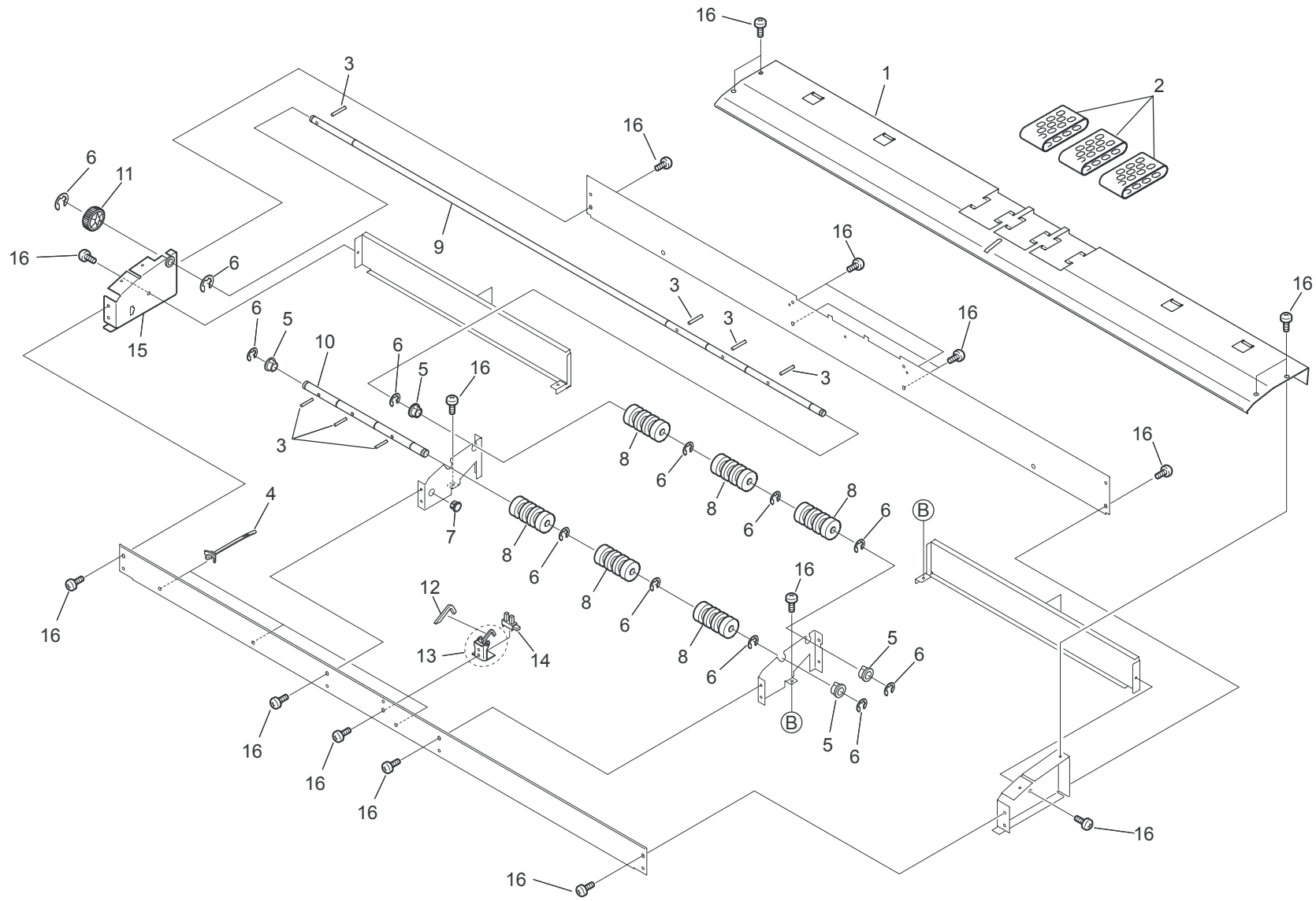


FIG. 21 FEEDER ASSY

5JG

	Ref. No.	Part.No.	Alternative.	Description	Quantity	
					120	230
	1	305JG72790	5JG72790	GUIDE PLATE	1	1
⊙	2	305JG72810	5JG72810	BELT	3	3
	3	305H685160	5H685160	PARALLEL PIN	7	7
	4	305H679180	5H679180	SNAP BAND	3	3
⊙	5	305H678340	5H678340	BUSH	4	4
	6	305H685100	5H685100	RETAINING RING-E	12	12
	7	305H679080	5H679080	BUSHING	1	1
⊙	8	305H673540	5H673540	ROLLER	6	6
	9	305JG74980	5JG74980	SHAFT 2	1	1
	10	305JG72800	5JG72800	SHAFT 3	1	1
⊙	11	305H679800	5H679800	20T SPUR GEAR (6)	1	1
	12	305H673570	5H673570	COVER	1	1
⊙	13	305JG70410	5JG70410	BRACKET 2 ASSY	1	1
⊙	14	305H678780	5H678780	SENSOR	1	1
	15	305JG70710	5JG70710	SIDE FRAME ASSY	1	1
	16	305H685340	5H685340	BIND.HEAD SCREW	19	19

• Parts with "⊙" indicate regular maintenance parts.

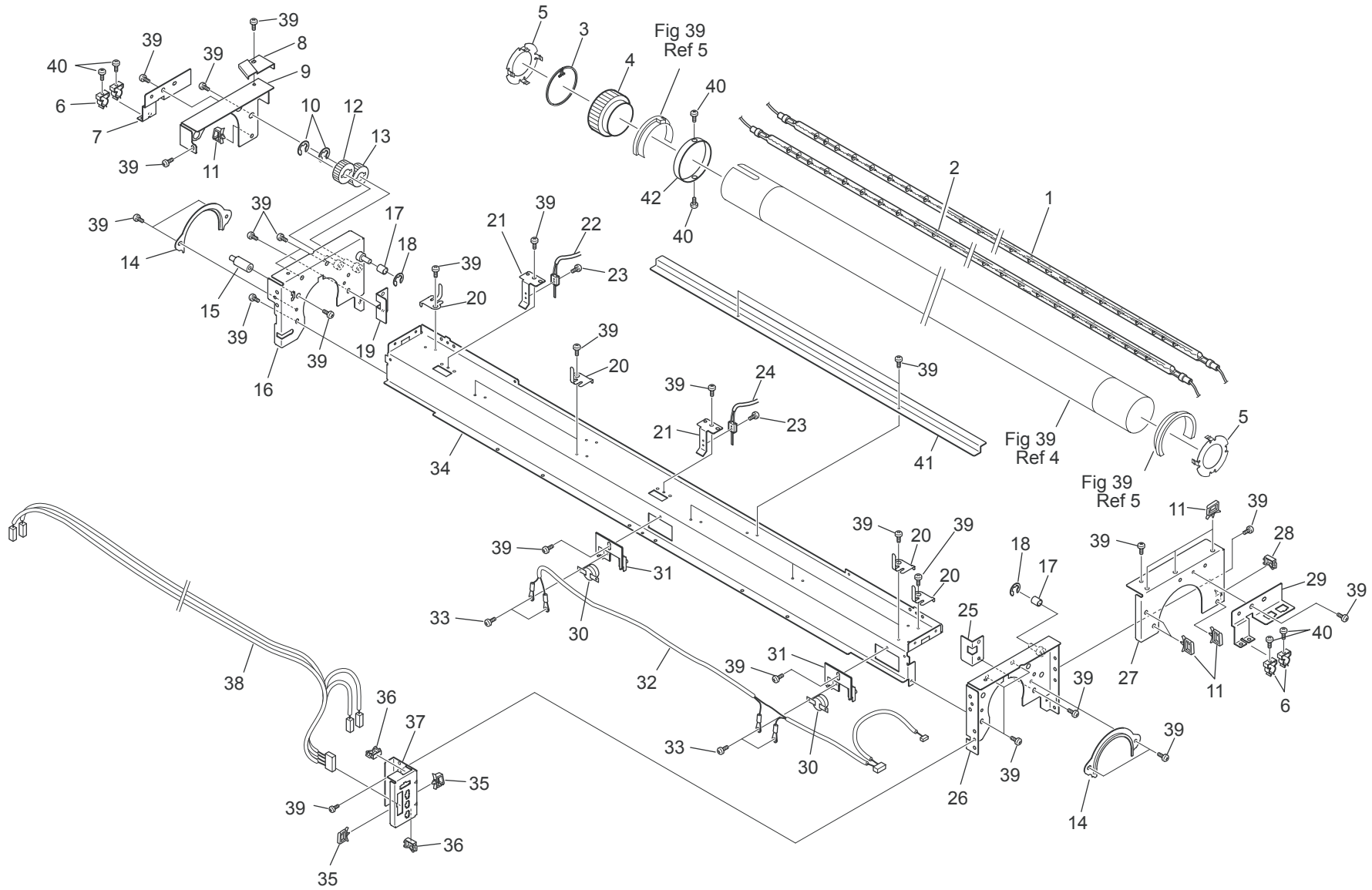


FIG. 22 UPPER FUSER ASSY

5JG

Ref. No.	Part.No.	Alternative.	Description	Quantity	
				120	230
⊙ 1	305JG74000	5JG74000	LAMP	1	
⊙ 1	305JG74990	5JG74990	LAMP		1
⊙ 2	305JG73990	5JG73990	LAMP	1	
⊙ 2	305JG75000	5JG75000	LAMP		1
3	305JG73200	5JG73200	STOPPER	1	1
⊙ 4	305JG73310	5JG73310	GEAR 60T	1	1
5	305JG73290	5JG73290	COVER	2	2
6	305H679780	5H679780	HEATER LAMP HOLDER	4	4
7	305JG73100	5JG73100	LAMP HOLDER	1	1
8	305JG73370	5JG73370	BRACKET 24	1	1
9	305JG73160	5JG73160	BRACKET 6	1	1
10	305H685120	5H685120	RETAINING RING-E	2	2
11	305JG80200	5JG80200	WIRE SADDLE	7	7
⊙ 12	305JG72580	5JG72580	GEAR 30T	1	1
⊙ 13	305H679840	5H679840	SPUR GEAR 30T (8)	1	1
14	305JG73060	5JG73060	BEARING HOLDER	2	2
15	305JG73330	5JG73330	PIN 11	1	1
16	305JG70440	5JG70440	SIDE FRAME 3 ASSY	1	1
17	305JG73120	5JG73120	ROLLER 2	2	2
18	305H685100	5H685100	RETAINING RING-E	2	2
19	305JG73130	5JG73130	BRACKET 4	1	1
20	305JG73360	5JG73360	BRACKET 23	7	7
21	305JG73070	5JG73070	BRACKET	2	2
⊙ 22	305H678830	5H678830	THERMISTOR	1	1
23	305H685320	5H685320	BIND.HEAD SCREW	2	2
⊙ 24	305H678850	5H678850	THERMISTOR 3	1	1
25	305JG73140	5JG73140	BRACKET 5	1	1
26	305JG70450	5JG70450	SIDE FRAME 4 ASSY	1	1
27	305JG73170	5JG73170	BRACKET 7	1	1
28	305H679140	5H679140	EDGE SADDLE	1	1
29	305JG73110	5JG73110	LAMP HOLDER 2	1	1
⊙ 30	305JG71100	5JG71100	THERMOSTAT	2	2
31	305JG73050	5JG73050	HOLDER	2	2
32	305JG73830	5JG73830	EXIT SENSOR HARNESS	1	1
33	305H685310	5H685310	BIND.HEAD SCREW	4	4
34	305JG73030	5JG73030	BEAM	1	1
35	305H679210	5H679210	WIRE SADDLE	2	2
36	305H679240	5H679240	EDGE SADDLE	2	2
37	305JG73180	5JG73180	BRACKET 10	1	1
38	305JG73820	5JG73820	HEATER HARNESS	1	1
39	305H685340	5H685340	BIND.HEAD SCREW	33	33
40	305H685310	5H685310	BIND.HEAD SCREW	6	6
41	305JG73350	5JG73350	COVER 3	1	1
42	305JG73150	5JG73150	COLLAR	1	1

• Parts with "⊙" indicate regular maintenance parts.

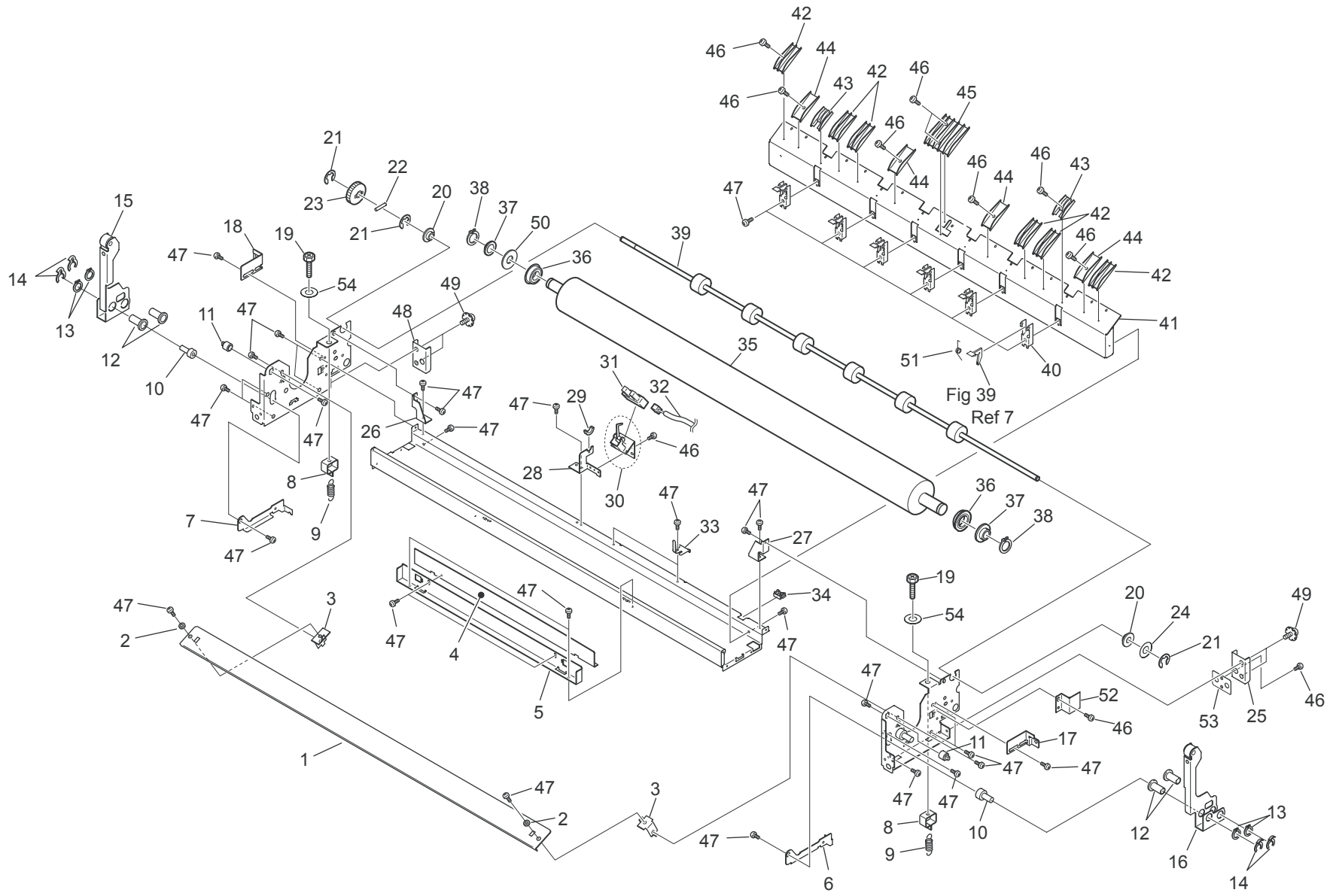




FIG. 23 LOWER FUSER ASSY

5JG

Ref. No.	Part.No.	Alternative.	Description	Quantity	
				120	230
1	305JG73240	5JG73240	GUIDE PLATE	1	1
2	305H678150	5H678150	WASHER SPECIAL	2	2
3	305JG73250	5JG73250	BRACKET 11	2	2
4	305JG73040	5JG73040	BRACKET 12	1	1
5	305H674780	5H674780	BRACKET 7	1	1
6	305JG73220	5JG73220	ARM	1	1
7	305JG73230	5JG73230	ARM 2	1	1
8	305H678550	5H678550	ADJUSTER PLATE	2	2
9	305JG73190	5JG73190	SPRING	2	2
10	305JG73210	5JG73210	PIN 8	2	2
11	305H674700	5H674700	PIN 4	2	2
12	305JG73260	5JG73260	COLLER 6	4	4
13	305JG71130	5JG71130	RETAINING RING-C	4	4
14	305JG80240	5JG80240	KL CLIP	4	4
15	305JG70460	5JG70460	ARM 3 ASSY	1	1
16	305JG70470	5JG70470	ARM 4 ASSY	1	1
17	305JG73090	5JG73090	BRACKET 3	1	1
18	305JG73080	5JG73080	BRACKET 2	1	1
19	305H685640	5H685640	CRS.HEX.HEAD BOLT	2	2
20	305H678330	5H678330	BUSH	2	2
21	305H685120	5H685120	RETAINING RING-E	3	3
22	305H685170	5H685170	PARALLEL PIN	1	1
23	305H678710	5H678710	36 GEAR	1	1
24	305JG80270	5JG80270	WASHER	*1	*1
24	305H679500	5H679500	WASHER	*1	*1
25	305JG71550	5JG71550	BRACKET 8	1	1
26	305H675030	5H675030	BRACKET 22	1	1
27	305H675040	5H675040	BRACKET 23	1	1
28	305H674790	5H674790	HOLDER 4	1	1
29	305H672870	5H672870	HOLDER SHAFT	1	1
30	305H675080	5H675080	BRACKET 2	1	1
31	305H678780	5H678780	SENSOR	1	1
32	305JG73910	5JG73910	EXIT SENSOR TRANSIT LEAD	1	1
33	305JG73360	5JG73360	BRACKET 23	2	2
34	305H679240	5H679240	EDGE SADDLE	1	1
35	305JG73280	5JG73280	ROLLER PRESSURE	1	1
36	305H679470	5H679470	BEARING (6002ZZNR)	2	2
37	305H678250	5H678250	COLLAR	2	2
38	305H685150	5H685150	RETAINING RING-C,S	2	2
39	305JG73340	5JG73340	EXIT ROLLER	1	1
40	305H674800	5H674800	BRACKET 3	6	6
41	305H675050	5H675050	GUIDE PLATE 2	1	1
42	305H678300	5H678300	GUIDE FUSER A	6	6
43	305H678500	5H678500	GUIDE STRIP NAIL	2	2
44	305JG71180	5JG71180	GUIDE FUSER S	4	4
45	305JG73320	5JG73320	GUIDE FUSER C	1	1
46	305H685310	5H685310	BIND.HEAD SCREW	11	11
47	305H685340	5H685340	BIND.HEAD SCREW	35	35
48	305JG71540	5JG71540	BRACKET 7	1	1
49	305H685450	5H685450	BIND.HEAD SCREW,W/OTW	4	4

Ref. No.	Part.No.	Alternative.	Description	Quantity	
				120	230
50	305JG71170	5JG71170	COLLAR	1	1
51	305H674810	5H674810	SPRING	6	6
52	305JG73300	5JG73300	COVER 2	1	1
53	305JG71500	5JG71500	SPACER	*1	*1
54	305JG80330	5JG80330	FLAT WASHER	2	2

\*The quantity varies according to the actual adjustment and depending on individual machines.

• Parts with "⊙" indicate regular maintenance parts.

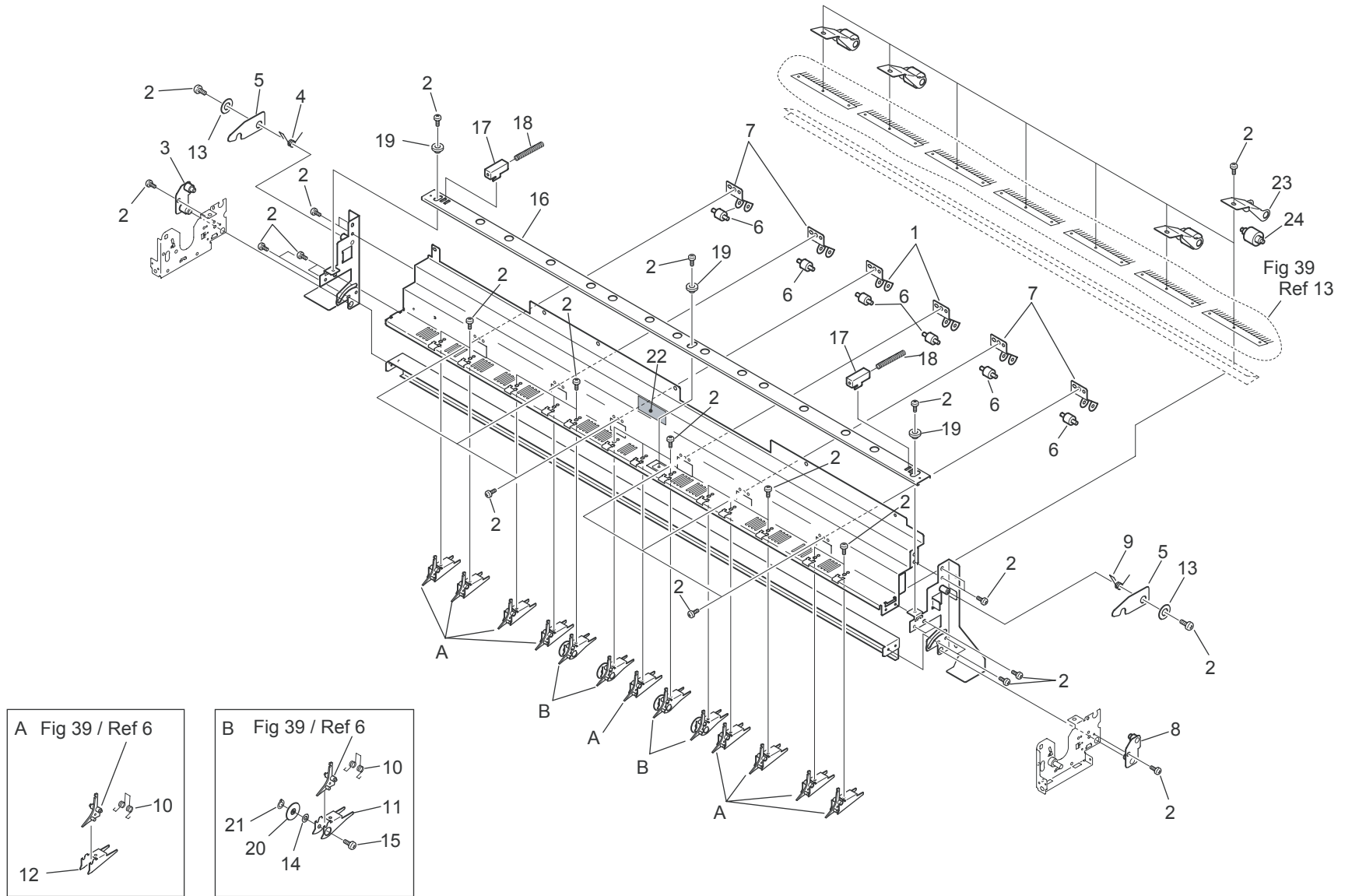


FIG. 24 PAPER EXIT ASSY

5JG

	Ref. No.	Part.No.	Alternative.	Description	Quantity	
					120	230
	1	305JG73780	5JG73780	HOLDER 3	2	2
	2	305H685340	5H685340	BIND.HEAD SCREW	44	44
	3	305H675791	5H675791	PLATE	1	1
	4	305H678530	5H678530	HOOK SPRING B	1	1
	5	305JG73750	5JG73750	HOOK	2	2
⊙	6	305H672800	5H672800	ROLLER COUNTER	6	6
	7	305JG73720	5JG73720	HOLDER	4	4
	8	305H675801	5H675801	PLATE 2	1	1
	9	305H678520	5H678520	HOOK SPRING A	1	1
	10	305JG71270	5JG71270	SPRING 4	13	13
	11	305JG73770	5JG73770	GUIDE 4	4	4
	12	305JG73760	5JG73760	GUIDE 3	11	11
	13	305H678150	5H678150	WASHER SPECIAL	2	2
	14	305JG71060	5JG71060	SPACER	4	4
	15	305H685310	5H685310	BIND.HEAD SCREW	5	5
	16	305JG73710	5JG73710	BEAM 3	1	1
	17	305JG73730	5JG73730	HOLDER 2	2	2
	18	305JG73740	5JG73740	SPRING	2	2
	19	305H675730	5H675730	PIN 2	3	3
	20	305H680250	5H680250	ROLLER	4	4
	21	305H680270	5H680270	GRIP RING	4	4
	22	305JG71290	5JG71290	CAUTION LABEL	1	1
⊙	23	305JG73790	5JG73790	HOLDER 4	4	4
	24	305JG71010	5JG71010	FEEDING ROLLER	4	4

• Parts with "⊙" indicate regular maintenance parts.

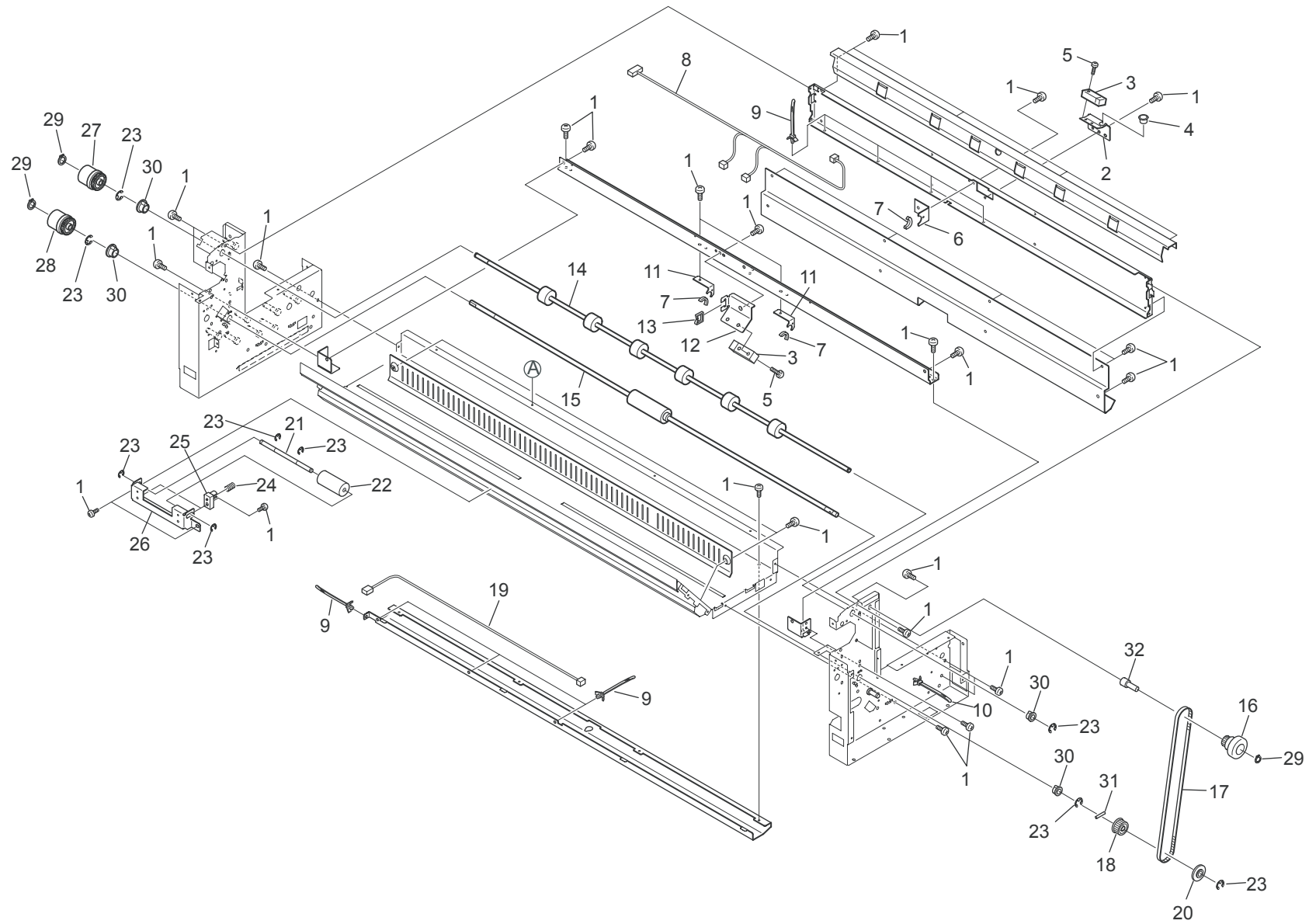


FIG. 25 ROLL PAPER DECK ASSY (1) 1

5JG

	Ref. No.	Part.No.	Alternative.	Description	Quantity	
					120	230
	1	305H685340	5H685340	BIND.HEAD SCREW	47	47
	2	305JG71770	5JG71770	BRACKET 8	1	1
⊙	3	305H678790	5H678790	SENSOR	2	2
	4	305H679080	5H679080	BUSHING	1	1
	5	305H685330	5H685330	BIND.HEAD SCREW	2	2
	6	305JG71820	5JG71820	BRACKET 16	1	1
	7	305H672870	5H672870	HOLDER SHAFT	3	3
	8	305JG73870	5JG73870	PAPER SENSOR LEAD 2	1	1
	9	305H679180	5H679180	SNAP BAND	8	8
	10	305JG80180	5JG80180	BAND	1	1
	11	305JG71830	5JG71830	BRACKET 20	2	2
	12	305JG71840	5JG71840	BRACKET 21	1	1
	13	305H679140	5H679140	EDGE SADDLE	1	1
⊙	14	305H672280	5H672280	ROLLER PAPER FEED	1	1
⊙	15	305JG70250	5JG70250	ROLL PAPER PICK UP B ASSY	1	1
⊙	16	305H672600	5H672600	PULLEY 24T 2	1	1
⊙	17	305H672260	5H672260	BELT 60S3M330	1	1
⊙	18	305H672590	5H672590	PULLEY 24T	1	1
	19	305JG73860	5JG73860	PAPER SENSOR LEAD	1	1
	20	305H672610	5H672610	COLLAR	1	1
	21	305H672550	5H672550	SHAFT 3	1	1
⊙	22	305H672880	5H672880	PULLEY	1	1
	23	305H685120	5H685120	RETAINING RING-E	9	9
	24	305JG72100	5JG72100	SPRING 7	1	1
	25	305JG72090	5JG72090	HOLDER	1	1
	26	305JG72110	5JG72110	BRACKET 43	1	1
⊙	27	305H678750	5H678750	CLUTCH	1	1
⊙	28	305JG73980	5JG73980	CLUTCH	1	1
	29	305H679410	5H679410	GRIP RING	3	3
	30	305H678330	5H678330	BUSH	4	4
	31	305H685170	5H685170	PARALLEL PIN	1	1
	32	305JG71990	5JG71990	PIN 26	1	1

• Parts with "⊙" indicate regular maintenance parts.



FIG. 26 ROLL PAPER DECK ASSY (1) 2

Ref. No.	Part.No.	Alternative.	Description	Quantity	
				120	230
1	305JG72120	5JG72120	HANDLE 3	1	1
2	305JG72230	5JG72230	COVER 22	1	1
3	305JG72130	5JG72130	SPRING 10	2	2
4	305JG75350	5JG75350	DECK LABEL 1	1	1
⊙ 5	305H672800	5H672800	ROLLER COUNTER	1	1
6	305JG72170	5JG72170	SPRING LEAF 4	1	1
7	305JG72030	5JG72030	COVER 14	1	1
8	305H672710	5H672710	BRACKET 17	1	1
9	305H672720	5H672720	BRACKET 18	1	1
10	305H672540	5H672540	SHAFT 2	2	2
11	305JG70240	5JG70240	PLATE 8 ASSY	1	1
12	305JG71910	5JG71910	BRACKET 26	1	1
13	305JG72010	5JG72010	SPRING 6	2	2
14	305H679140	5H679140	EDGE SADDLE	1	1
15	305H685120	5H685120	RETAINING RING-E	2	2
16	305H678330	5H678330	BUSH	2	2
17	305JG72340	5JG72340	LOCK SHAFT RECEIVER	2	2
18	305JG71940	5JG71940	BRACKET 29	1	1
19	305JG71930	5JG71930	BRACKET 28	1	1
20	305JG71920	5JG71920	BRACKET 27	1	1
⊙ 21	305H678780	5H678780	SENSOR	1	1
22	305JG72160	5JG72160	BRACKET 46	1	1
23	305JG72140	5JG72140	SHAFT 4	1	1
24	305JG70270	5JG70270	ENCODER 2 ASSY	1	1
25	305JG70260	5JG70260	PLATE 22 ASSY	1	1
26	305JG80240	5JG80240	KL CLIP	2	2
27	305H685340	5H685340	BIND.HEAD SCREW	46	46
28	305H685540	5H685540	BIND.HEAD TAPPING SCREW	2	2
29	305JG72150	5JG72150	COUNTER ROLLER	1	1
30	305H672740	5H672740	BRACKET 20	1	1
31	305H672780	5H672780	SHAFT 4	1	1
32	305H672750	5H672750	SPRING 3	1	1
33	305H672760	5H672760	SPRING 4	1	1
34	305H672900	5H672900	COLLAR 4	2	2
35	305H672730	5H672730	BRACKET 19	1	1
36	305H685090	5H685090	RETAINING RING-E	4	4
37	305H672790	5H672790	ROLLER 1	2	2
38	305H672770	5H672770	PIN 14	2	2
39	305H672820	5H672820	LEVER	1	1
40	305H679060	5H679060	EMI CORE	1	1
41	305H679340	5H679340	BIND.HEAD SCREW	4	4
42	305H685310	5H685310	BIND.HEAD SCREW	4	4
43	305H681170	5H681170	PLATE 2	1	1
44	305H671220	5H671220	LABEL CUTTER POSITION	1	1
45	305H671230	5H671230	LABEL CUTTER POSITION 2	1	1
46	305JG71440	5JG71440	LABEL ROLL PAPER LOADING 1	1	1
47	305JG71950	5JG71950	SPRING LEAF	6	6

• Parts with "⊙" indicate regular maintenance parts.

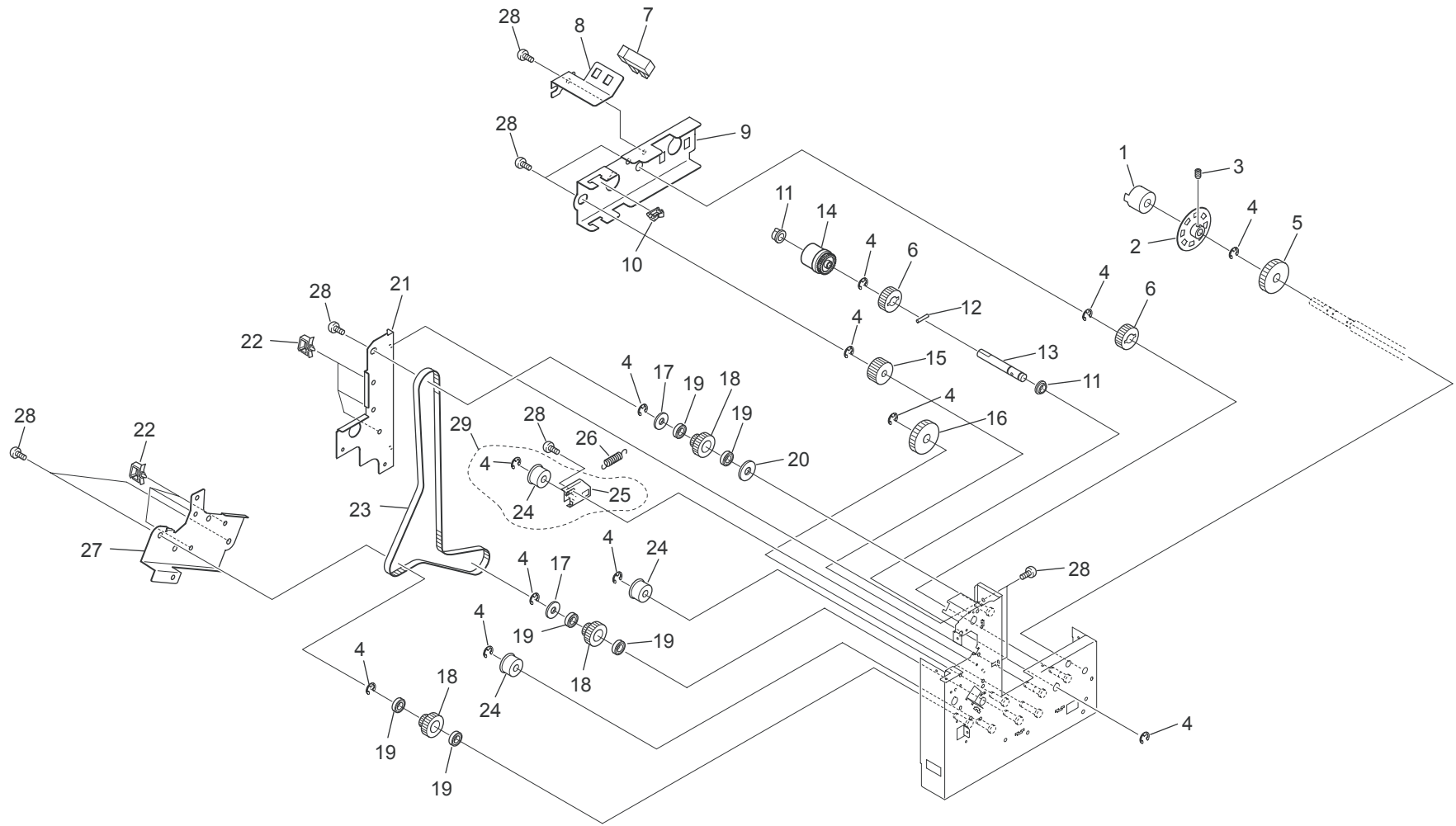




FIG. 27 ROLL PAPER DECK ASSY (1) 3

5JG

Ref. No.	Part.No.	Alternative.	Description	Quantity	
				120	230
⊙ 1	305JG70290	5JG70290	ROLL PAPER BRAKE ASSY	1	1
2	305JG70280	5JG70280	ENCODER 4 ASSY	1	1
3	305H685690	5H685690	SET SCREW,W.POINT	1	1
4	305H685120	5H685120	RETAINING RING-E	12	12
⊙ 5	305JG72220	5JG72220	40T ONEWAY GEAR	1	1
⊙ 6	305H679850	5H679850	SPUR GEAR 24T (8)	2	2
⊙ 7	305H678780	5H678780	SENSOR	1	1
8	305JG71900	5JG71900	BRACKET 25	1	1
9	305JG71880	5JG71880	BRACKET 24	1	1
10	305H679140	5H679140	EDGE SADDLE	1	1
11	305H678330	5H678330	BUSH	2	2
12	305H685170	5H685170	PARALLEL PIN	1	1
13	305JG71890	5JG71890	PIN 20	1	1
⊙ 14	305H679000	5H679000	CLUTCH	1	1
⊙ 15	305JG72250	5JG72250	24T GEAR	1	1
⊙ 16	305JG72240	5JG72240	40T GEAR	1	1
17	305H678700	5H678700	FLANGE	2	2
⊙ 18	305H672580	5H672580	GEAR 36T PULLEY 24T	3	3
19	305H679430	5H679430	BEARING (L-1680HHR)	6	6
20	305H672610	5H672610	COLLAR	1	1
21	305JG71970	5JG71970	BRACKET 32	1	1
22	305H679210	5H679210	WIRE SADDLE	7	7
⊙ 23	305JG71760	5JG71760	BELT (60S3M633)	1	1
⊙ 24	305H673300	5H673300	PULLEY 3	3	3
25	305JG70230	5JG70230	BRACKET 45 ASSY	1	1
26	305JG72320	5JG72320	SPRING 12	1	1
27	305JG71980	5JG71980	BRACKET 33	1	1
28	305H685340	5H685340	BIND HEAD SCREW	9	9
29	305JG70740	5JG70740	PULLEY BRACKET ASSY	1	1

• Parts with "⊙" indicate regular maintenance parts.

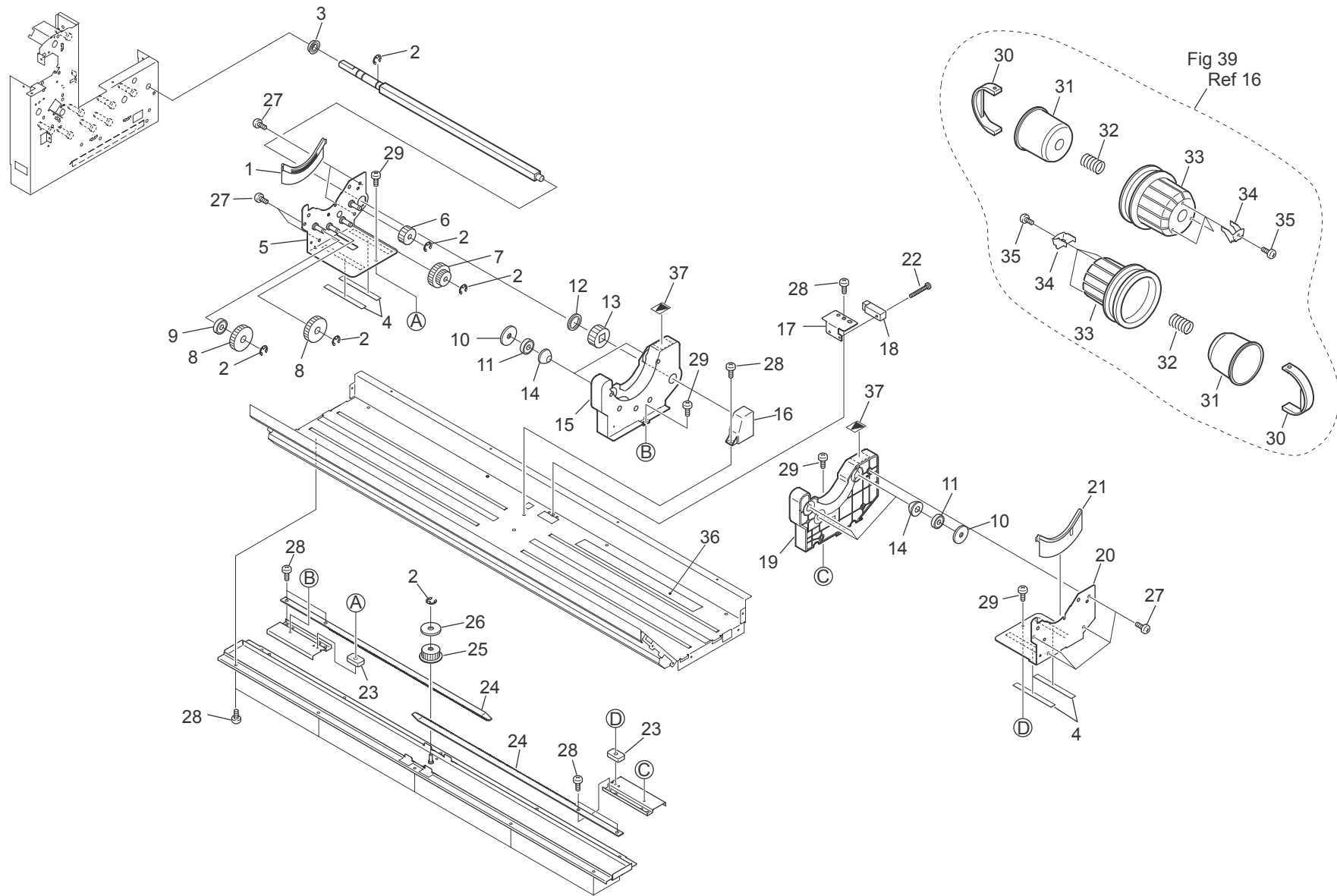


FIG. 28 ROLL PAPER DECK ASSY (1) 4

5JG

Ref. No.	Part.No.	Alternative.	Description	Quantity	
				120	230
1	305JG72290	5JG72290	HANDLE 2	1	1
2	305H685120	5H685120	RETAINING RING-E	6	6
3	305H679460	5H679460	BEARING (L-1680HHR)	1	1
4	305JG72310	5JG72310	SHEET	4	4
5	305JG70220	5JG70220	COVER 9 ASSY	1	1
⊙ 6	305JG72210	5JG72210	11T GEAR	1	1
⊙ 7	305JG72200	5JG72200	10-22T GEAR	1	1
⊙ 8	305JG71870	5JG71870	20T GEAR	2	2
9	305JG72000	5JG72000	COUNTER ROLLER	1	1
10	305JG72040	5JG72040	SPACER 5	4	4
11	305JG71150	5JG71150	BEARING	2	2
12	305JG72180	5JG72180	COLLAR 3	1	1
⊙ 13	305JG72190	5JG72190	15T GEAR	1	1
14	305JG72050	5JG72050	SPACER 6	2	2
15	305JG71780	5JG71780	COVER 3	1	1
16	305JG72300	5JG72300	BRACKET 47	1	1
17	305JG71960	5JG71960	BRACKET 30	1	1
⊙ 18	305H678790	5H678790	SENSOR	1	1
19	305JG71790	5JG71790	COVER 4	1	1
20	305JG71850	5JG71850	COVER 10	1	1
21	305JG72280	5JG72280	HANDLE	1	1
22	305H685330	5H685330	BIND.HEAD SCREW	1	1
23	305JG71860	5JG71860	SPACER 3	2	2
24	305JG71810	5JG71810	RACK	2	2
⊙ 25	305JG71800	5JG71800	16T GEAR	1	1
26	305JG72060	5JG72060	FALNGE	1	1
27	305JG80340	5JG80340	BIND.HEAD TAPPING SCREW	8	8
28	305H685340	5H685340	BIND.HEAD SCREW	16	16
29	305H685350	5H685350	BIND.HEAD SCREW	4	4
30	305JG75010	5JG75010	HOOK	2	2
31	305JG75020	5JG75020	SLEEVE	2	2
32	305JG75030	5JG75030	SPRING 2	2	2
33	305JG75040	5JG75040	CAP	2	2
34	305JG75050	5JG75050	HOOK 2	6	6
35	305H685310	5H685310	BIND.HEAD SCREW	6	6
36	305JG71470	5JG71470	LABEL SIZE	1	1
37	305JG71460	5JG71460	POSITION LABEL	2	2

• Parts with "⊙" indicate regular maintenance parts.

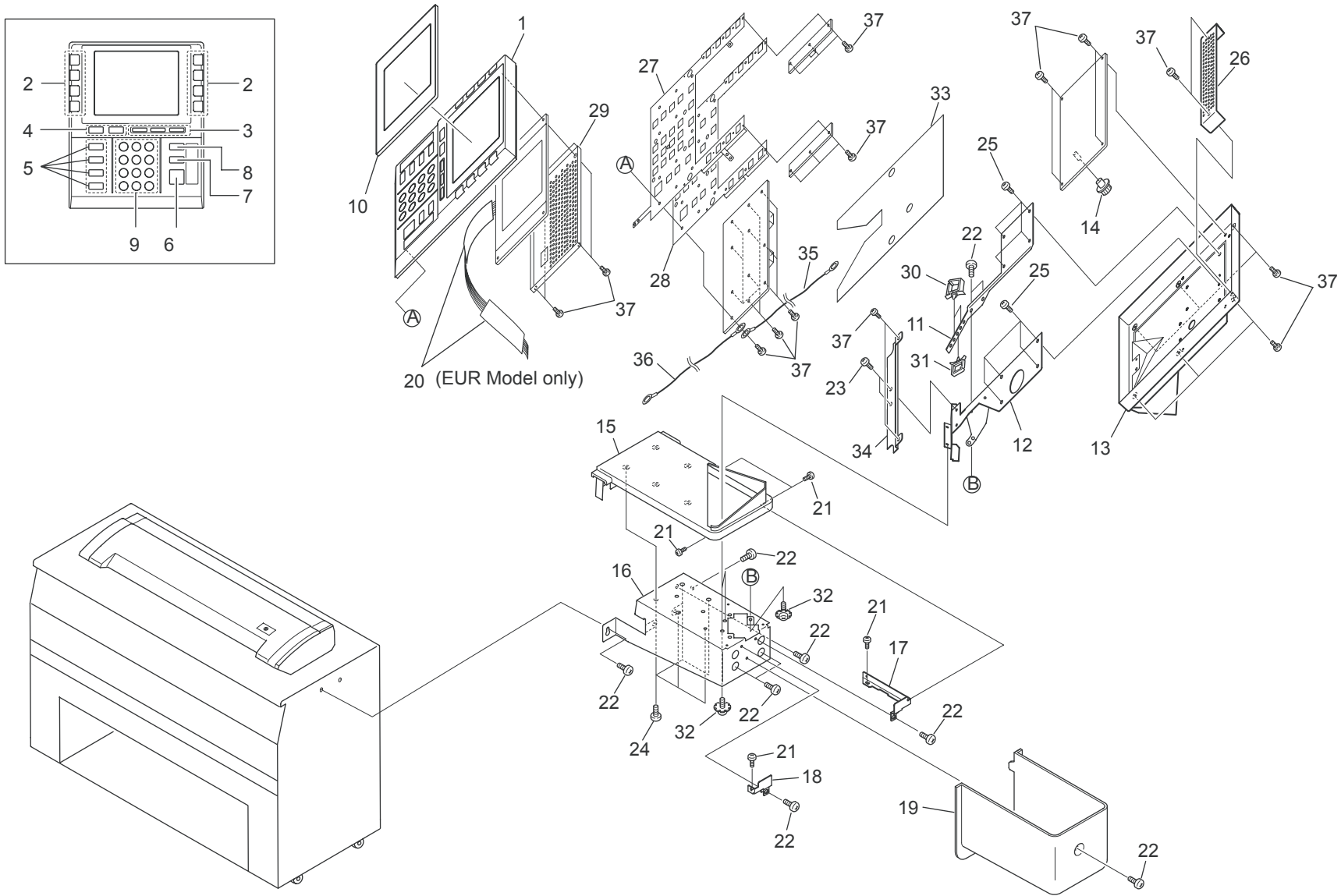


FIG. 29 UI ASSY 1

5JG

	Ref. No.	Part.No.	Alternative.	Description	Quantity	
					120	230
⊙	1	305H677370	5H677370	COVER 5	1	1
⊙	2	305H677390	5H677390	KEY 9	1	1
⊙	3	305H677400	5H677400	KEY 10	1	1
⊙	4	305H677410	5H677410	KEY 11	1	1
⊙	5	305H677420	5H677420	KEY 12	4	4
⊙	6	305H677430	5H677430	KEY 13	1	1
⊙	7	305H677440	5H677440	KEY 14	1	1
⊙	8	305H677450	5H677450	KEY 15	1	1
⊙	9	305H677671	5H677671	10 KEY	1	1
⊙	10	305H677380	5H677380	LCD SHEET	1	1
	11	305H677760	5H677760	BRACKET 6	1	1
	12	305H677690	5H677690	BRACKET 3	1	1
⊙	13	305H677360	5H677360	COVER 4	1	1
⊙	14	305H677470	5H677470	VOLUME	1	1
⊙	15	305H677460	5H677460	COVER 6	1	1
	16	305H677680	5H677680	OPE. PANEL BASE	1	1
	17	305H677700	5H677700	BRACKET 4	1	1
	18	305H677710	5H677710	BRACKET 5	1	1
⊙	19	305H677330	5H677330	COVER	1	1
	20	305H680830	5H680830	CONDUCTIVE SHEET 3		2
	21	305H685310	5H685310	BIND.HEAD SCREW	5	5
	22	305H685340	5H685340	BIND.HEAD SCREW	12	12
	23	305H685350	5H685350	BIND.HEAD SCREW	2	2
	24	305H685610	5H685610	BIND.HEAD TAPPING SCREW	5	5
	25	305H685570	5H685570	BIND.HEAD TAPPING SCREW	8	8
⊙	26	305H677720	5H677720	COVER 7	1	1
	27	305H677730	5H677730	CONDUCTIVE SHEET	1	1
	28	305H677740	5H677740	INSULATION SHEET	1	1
	29	305H677750	5H677750	INSULATION SHEET 2	1	1
	30	305H680320	5H680320	WIRE SADDLE	2	2
	31	305H679200	5H679200	WIRE SADDLE	1	1
	32	305H685450	5H685450	BIND.HEAD SCREW,W/OTW	3	3
	33	305H680340	5H680340	CONDUCTIVE SHEET 2	1	1
	34	305H680330	5H680330	BRACKET 10	1	1
	35	305H680350	5H680350	GND LEAD	1	1
	36	305H680360	5H680360	GND LEAD 2	1	1
	37	305H685710	5H685710	BIND.HEAD TAPPING SCREW	35	35

• Parts with "⊙" indicate regular maintenance parts.

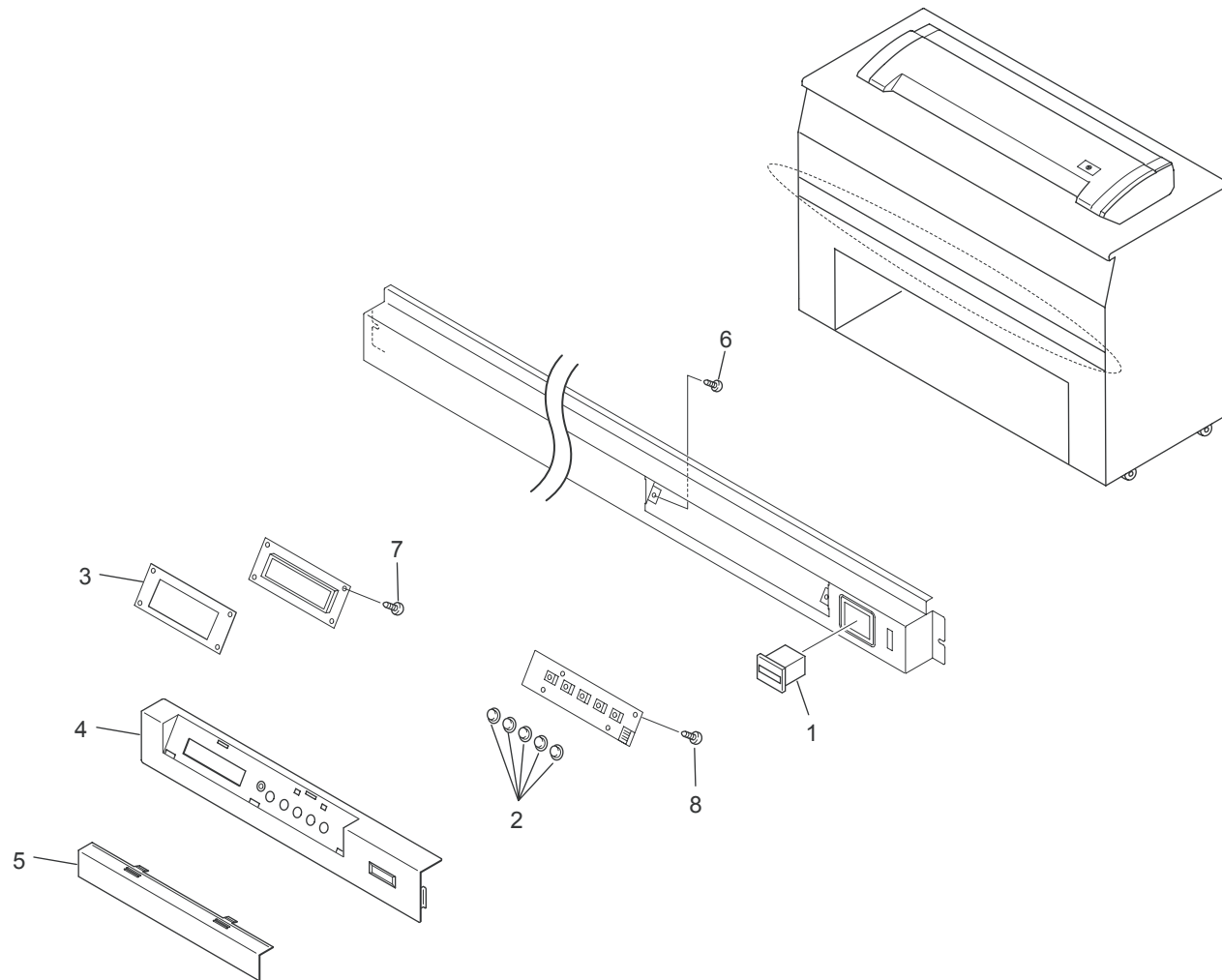


FIG. 30 UI ASSY 2

5JG

	Ref. No.	Part.No.	Alternative.	Description	Quantity	
					120	230
	1	305H679250	5H679250	COUNTER	1	1
⊙	2	305H671090	5H671090	BUTTON	5	5
	3	305H671130	5H671130	SHEET	1	1
⊙	4	305JG74770	5JG74770	SUB UI PANEL	1	1
⊙	5	305JG74790	5JG74790	CAP	1	1
	6	305H685600	5H685600	BIND.HEAD TAPPING SCREW	2	2
	7	305H685550	5H685550	BIND.HEAD TAPPING SCREW	4	4
	8	305H685560	5H685560	BIND.HEAD TAPPING SCREW	4	4

• Parts with "⊙" indicate regular maintenance parts.

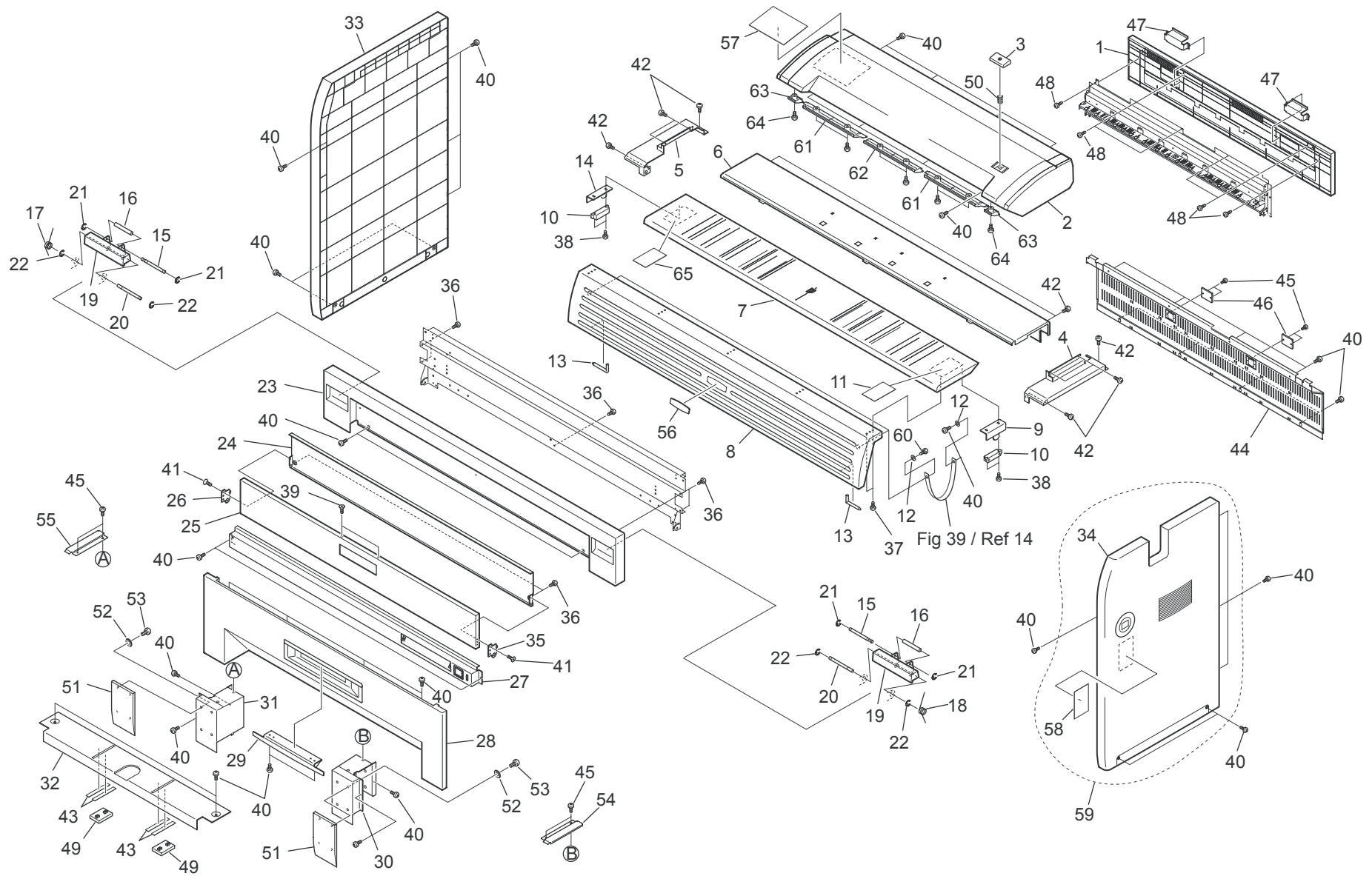




FIG. 31 PANEL ASSY

5JG

Ref. No.	Part.No.	Alternative.	Description	Quantity		Ref. No.	Part.No.	Alternative.	Description	Quantity			
				120	230					120	230		
⊙	1	305JG74780	5JG74780	COVER	1	1	49	305H671060	5H671060	PLATE 3	2	2	
⊙	2	305JG74750	5JG74750	COVER 14	1	1	50	305H671120	5H671120	SPRING	1	1	
	3	305JG74760	5JG74760	BUTTON 2	1	1	⊙	51	305JG74690	5JG74690	COVER 12	2	2
⊙	4	305H677610	5H677610	COVER 8	1	1	52	305H685030	5H685030	FLAT WASHER	8	8	
⊙	5	305JG74830	5JG74830	COVER 9	1	1	53	305H685600	5H685600	BIND.HEAD TAPPING SCREW	8	8	
⊙	6	305H677630	5H677630	COVER 10	1	1	54	305H672050	5H672050	BRACKET 33	1	1	
⊙	7	305H677580	5H677580	COVER 4(INCH)	1		55	305H672080	5H672080	BRACKET 34	1	1	
⊙	7	305H677591	5H677591	COVER 4(DIN)		1	56	302GR04140	2GR04140	EMBLEM LOGO	1	1	
⊙	8	305H677310	5H677310	COVER 5	1	1	⊙	57	305JG74840	5JG74840	LABEL SCANNER	1	1
⊙	9	305H677500	5H677500	ACTUATOR	1	1	58	305H680380	5H680380	CAUTION MAIN SW	1	1	
	10	305H678190	5H678190	MAGNET CATCH	2	2	59	305H681620	5H681620	COVER 3 ASSY	1	1	
	11	305H685860	5H685860	LABEL FINGER 2	1	1	60	305H685620	5H685620	BIND.HEAD TAPPING SCREW	2	2	
	12	305H678150	5H678150	WASHER SPECIAL	4	4	61	305JG71410	5JG71410	COVER 6	2	2	
	13	305H673950	5H673950	PIN 11	2	2	62	305JG71420	5JG71420	COVER 7	1	1	
	14	305H677510	5H677510	ACTUATOR 2	1	1	63	305JG71430	5JG71430	COVER 8	2	2	
	15	305H674120	5H674120	SHAFT 4	2	2	64	305H685610	5H685610	BIND.HEAD TAPPING SCREW	8	8	
	16	305H674130	5H674130	COLLAR 3	2	2	65	305H685850	5H685850	LABEL FINGER	1	1	
	17	305H674140	5H674140	SPRING 4	1	1							
	18	305H674160	5H674160	SPRING 5	1	1							
⊙	19	305H677490	5H677490	LEVER 2	2	2							
	20	305H674110	5H674110	SHAFT 3	2	2							
	21	305JG80040	5JG80040	RETAINING RING-E	4	4							
	22	305H685080	5H685080	RETAINING RING-E	4	4							
⊙	23	305JG74730	5JG74730	COVER 7	1	1							
⊙	24	305JG74820	5JG74820	TRAY 2 (INCH)	1								
	24	305JG75060	5JG75060	TRAY 2(DIN)		1							
	25	305JG74740	5JG74740	TRAY	1	1							
	26	305H674571	5H674571	BRACKET 2 ASSY	1	1							
⊙	27	305JG74810	5JG74810	COVER 11	1	1							
⊙	28	305JG74720	5JG74720	COVER 1	1	1							
⊙	29	305H677480	5H677480	LEVER 1	1	1							
⊙	30	305JG74700	5JG74700	COVER 2	1	1							
⊙	31	305JG74710	5JG74710	COVER 3	1	1							
⊙	32	305JG74850	5JG74850	COVER 4	1	1							
⊙	33	305H677290	5H677290	COVER 2	1	1							
⊙	34	305H677300	5H677300	COVER 3	1	1							
	35	305H674561	5H674561	BRACKET ASSY	1	1							
	36	305H685580	5H685580	BIND.HEAD TAPPING SCREW	7	7							
	37	305H686010	5H686010	BIND.HEAD TAPPING SCREW	10	10							
	38	305JG80140	5JG80140	BIND.HEAD TAPPING SCREW	4	4							
	39	305H685240	5H685240	FLUSH HEAD SCREW	2	2							
	40	305H685340	5H685340	BIND.HEAD SCREW	41	41							
	41	305H685230	5H685230	FLUSH HEAD SCREW	2	2							
	42	305H685450	5H685450	BIND.HEAD SCREW,W/OTW	10	10							
⊙	43	305H671070	5H671070	HIMELON SHEET 2	4	4							
⊙	44	305H671101	5H671101	COVER 15	1	1							
	45	305H685310	5H685310	BIND.HEAD SCREW	8	8							
	46	305H678360	5H678360	TRANSPARENT COVER	2	2							
⊙	47	305JG74800	5JG74800	COVER 6	2	2							
	48	305H685600	5H685600	BIND.HEAD TAPPING SCREW	6	6							

• Parts with "⊙" indicate regular maintenance parts.

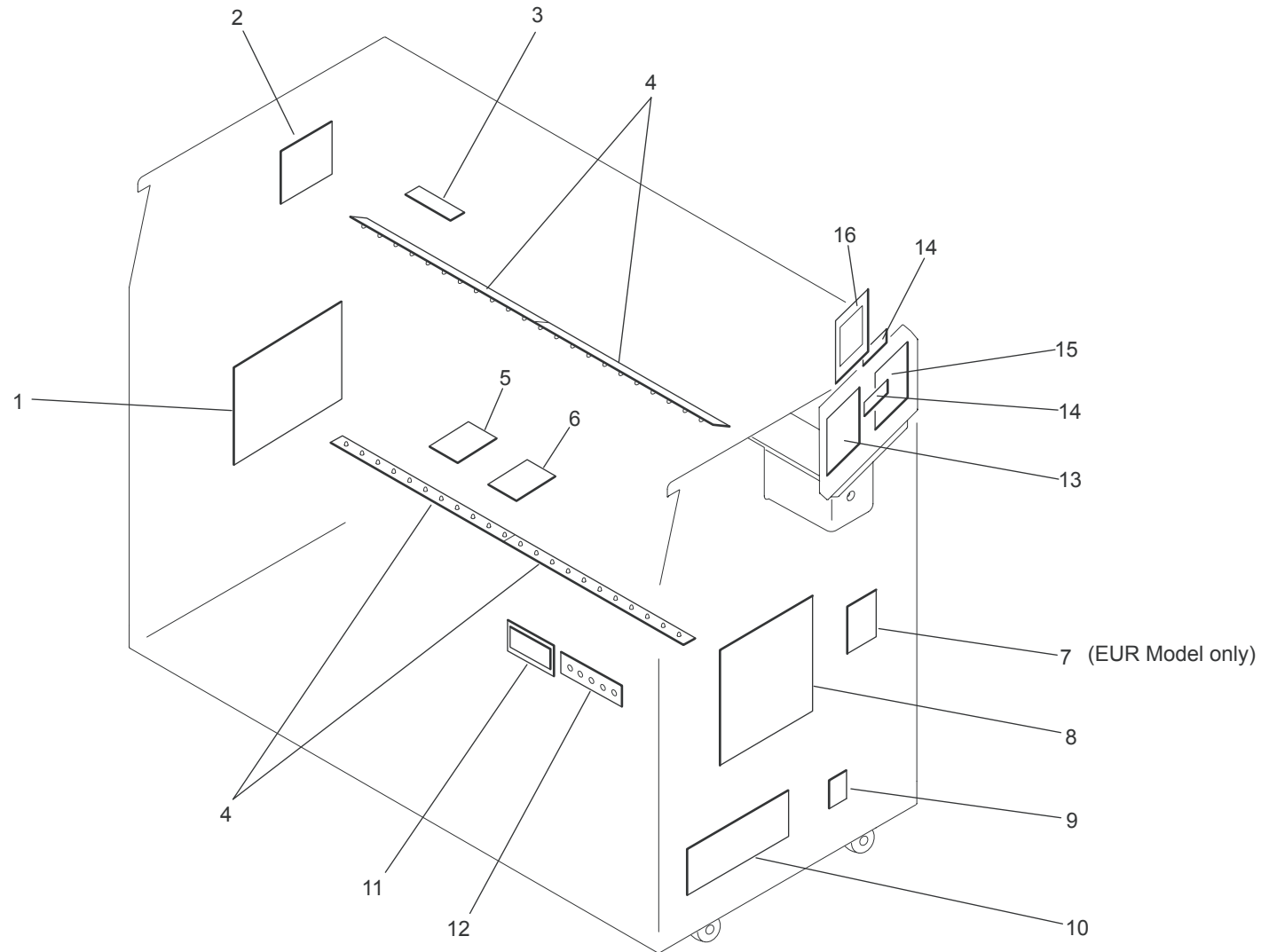


FIG. 32 PCB LOCATION 1

5JG

	Ref. No.	Part.No.	Alternative.	Description	Quantity	
					120	230
⊙	1	305JG70620	5JG70620	PW11620 PCB ASSY	1	1
⊙	2	305H678680	5H678680	DRIVER PWB B ASSY	1	1
⊙	3	305H675990	5H675990	HV-ZD ASSY	1	1
⊙	4	305H678670	5H678670	ERASER PWB A ASSY	4	4
⊙	5	305H679310	5H679310	DC POWER SUPPLY	1	1
⊙	6	305H677930	5H677930	PW10523C PWB ASSY	1	1
⊙	7	305H676000	5H676000	PW5724B PWB ASSY		1
⊙	8	305JG73950	5JG73950	HV POWER SUPPLY	1	1
⊙	9	305H680840	5H680840	PW10810 PCB ASSY	1	1
⊙	10	305H679320	5H679320	DC POWER SUPPLY	1	1
⊙	11	305H676390	5H676390	LCD ASSY	1	1
⊙	12	305H675980	5H675980	PW10570 PWB ASSY	1	1
⊙	13	305H677900	5H677900	PW10870 PWB ASSY	1	1
⊙	14	305H677910	5H677910	PW10871 PWB ASSY	2	2
⊙	15	305JG70690	5JG70690	PW10872 PCB B ASSY	1	1
⊙	16	305H678020	5H678020	LCD ASSY	1	1

• Parts with "⊙" indicate regular maintenance parts.

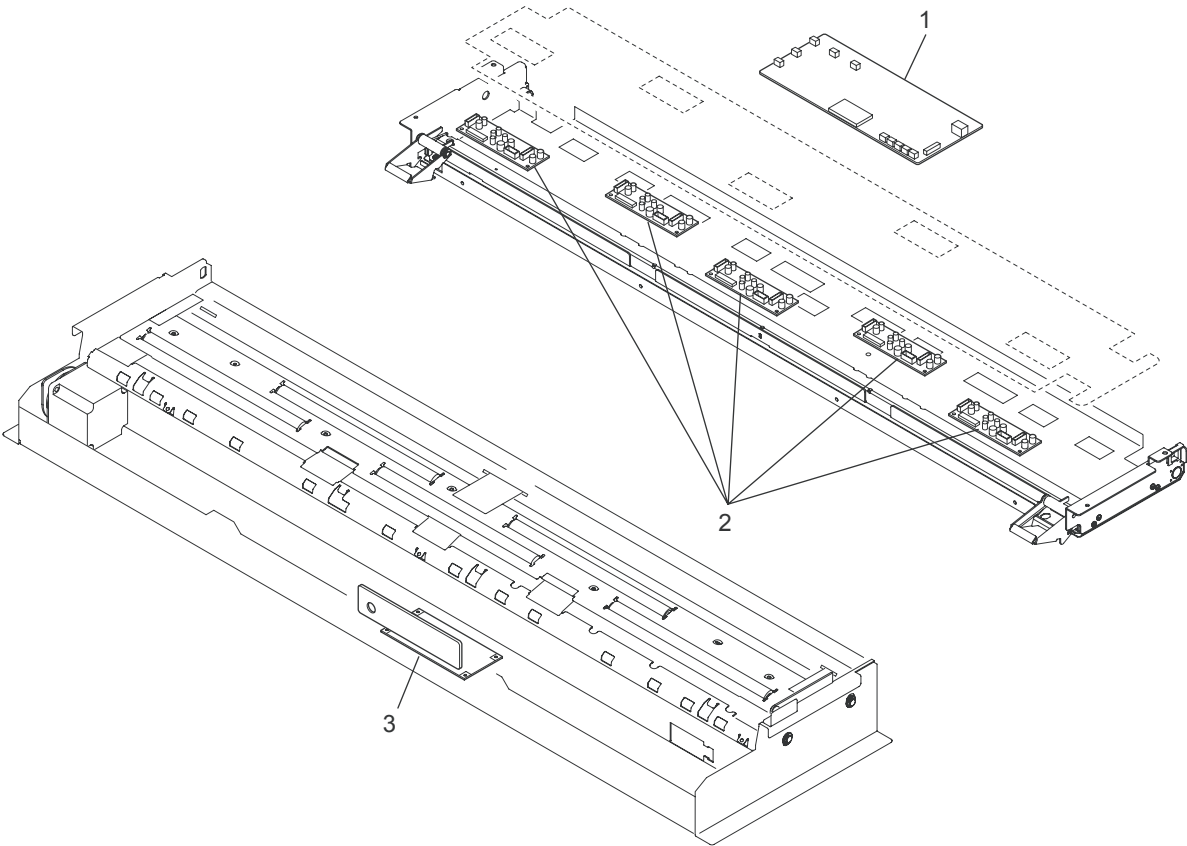


FIG. 33 PCB LOCATION 2 (SCANNER PART)

5JG

	Ref. No.	Part.No.	Alternative.	Description	Quantity	
					120	230
⊙	1	305JG74010	5JG74010	SVC MAIN BD K	1	1
⊙	2	305JG74020	5JG74020	SVC CIS BD	5	5
⊙	3	305JG74030	5JG74030	SVC PWR BD	1	1

• Parts with "⊙" indicate regular maintenance parts.

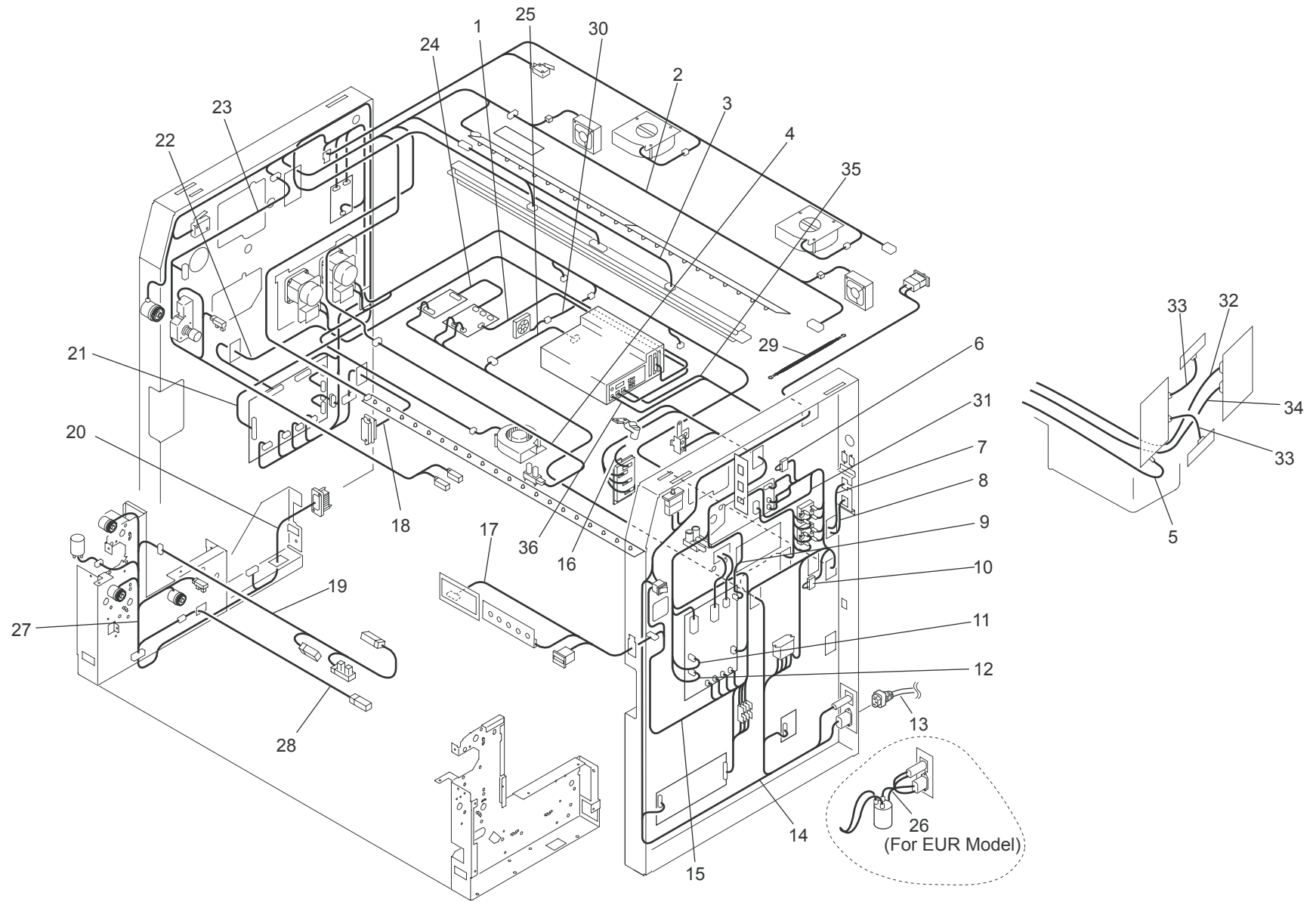


FIG. 34 HARNESS LIST 1

5JG

Ref. No.	Part.No.	Alternative.	Description	Quantity	
				120	230
1	305H679730	5H679730	RS SERIAL SIGNAL CABLE 1A	1	1
2	305JG73890	5JG73890	FAN LEAD	1	1
3	305H676350	5H676350	HEAD SUPPLY HARNESS	1	1
4	305H676120	5H676120	STRIP SENSOR LEAD	1	1
5	305H677990	5H677990	USB CABLE	1	1
6	305H676110	5H676110	RELAY LEAD	1	1
7	305JG71310	5JG71310	USB CABLE AA	1	1
8	305H676370	5H676370	LAN TERMINAL CABLE	1	1
9	305JG73880	5JG73880	BIAS LEAD 5	1	1
10	305JG73810	5JG73810	SSR LEAD	1	
10	305JG75070	5JG75070	PW5724B LEAD		1
11	305H676160	5H676160	BIAS LEAD 3	1	1
12	305H676150	5H676150	BIAS LEAD 2	1	1
13	305JG71120	5JG71120	POWER CABLE	1	
13	305H679290	5H679290	POWER CABLE		1
14	305JG74870	5JG74870	AC MAIN HARNESS	1	
14	305JG75080	5JG75080	AC MAIN HARNESS 2		1
15	305JG73800	5JG73800	DC MAIN HARNESS	1	1
16	305H676170	5H676170	BIAS LEAD 4	1	1
17	305H676300	5H676300	LCD RELAY HARNESS	1	1
18	305JG73840	5JG73840	DC PAPER TERMINAL HARNESS	1	1
19	305JG73870	5JG73870	PAPER SENSOR LEAD 2	1	1
20	305JG73850	5JG73850	DC PAPER HARNESS	1	1
21	305H676080	5H676080	HEAD CABLE	1	1
22	305H676290	5H676290	IF CABLE	1	1
23	305H676130	5H676130	UPPER HARNESS	1	1
24	305H677960	5H677960	PC DC LEAD	1	1
25	305H678410	5H678410	PC POWER CODE	1	1
26	305H676070	5H676070	AC MAIN HARNESS 3		1
27	305JG73920	5JG73920	ROLL 1 HARNESS	1	1
28	305JG73860	5JG73860	PAPER SENSOR LEAD	1	1
29	305JG73940	5JG73940	EARTH LEAD 6	1	1
30	305JG74880	5JG74880	PC FAN LEAD	1	1
31	305H677940	5H677940	LCD POWER TRANSIT LEAD	1	1
32	305H677950	5H677950	LCD POWER LEAD	1	1
33	305H677970	5H677970	KEY LEAD	2	2
34	305H677980	5H677980	DISPLAY CABLE	1	1
35	305H680390	5H680390	DISPLAY TRANSIT CABLE	1	1
36	305H680400	5H680400	USB-PS2 CABLE	1	1

• Parts with "⊙" indicate regular maintenance parts.

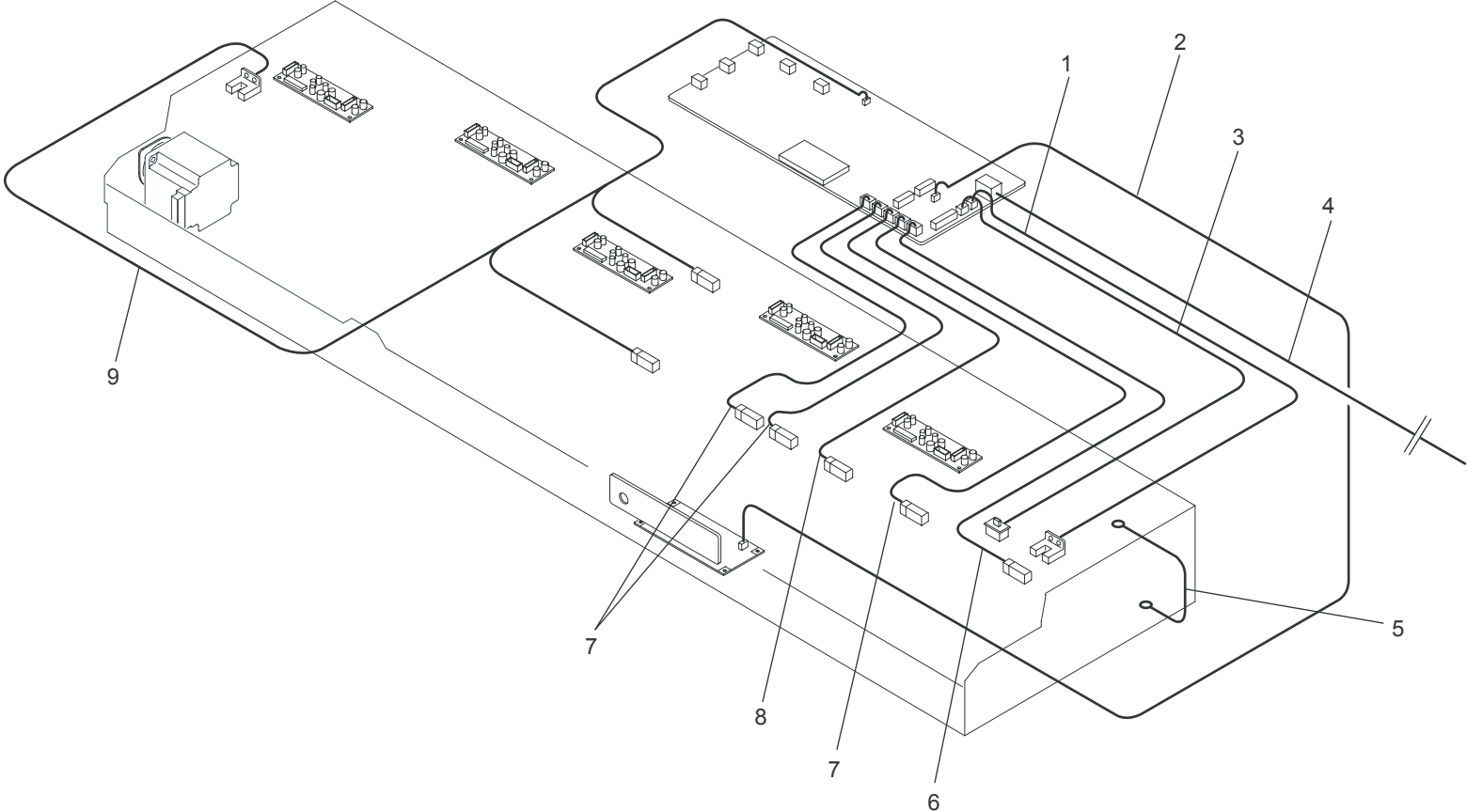




FIG. 35 HARNESS LIST 2 (SCANNER PART)

5JG

Ref. No.	Part.No.	Alternative.	Description	Quantity	
				120	230
1	305JG74190	5JG74190	HARNESS 17	1	1
2	305JG74150	5JG74150	HARNESS 11	1	1
3	305H677020	5H677020	HARNESS 23	1	1
4	305JG74250	5JG74250	USB CABLE 2.9	1	1
5	305H676950	5H676950	HARNESS 16	1	1
6	305JG74180	5JG74180	HARNESS 15	1	1
7	305JG74160	5JG74160	HARNESS 13	3	3
8	305JG74170	5JG74170	HARNESS 14	1	1
9	305JG74080	5JG74080	HARNESS 4	1	1

• Parts with "⊙" indicate regular maintenance parts.

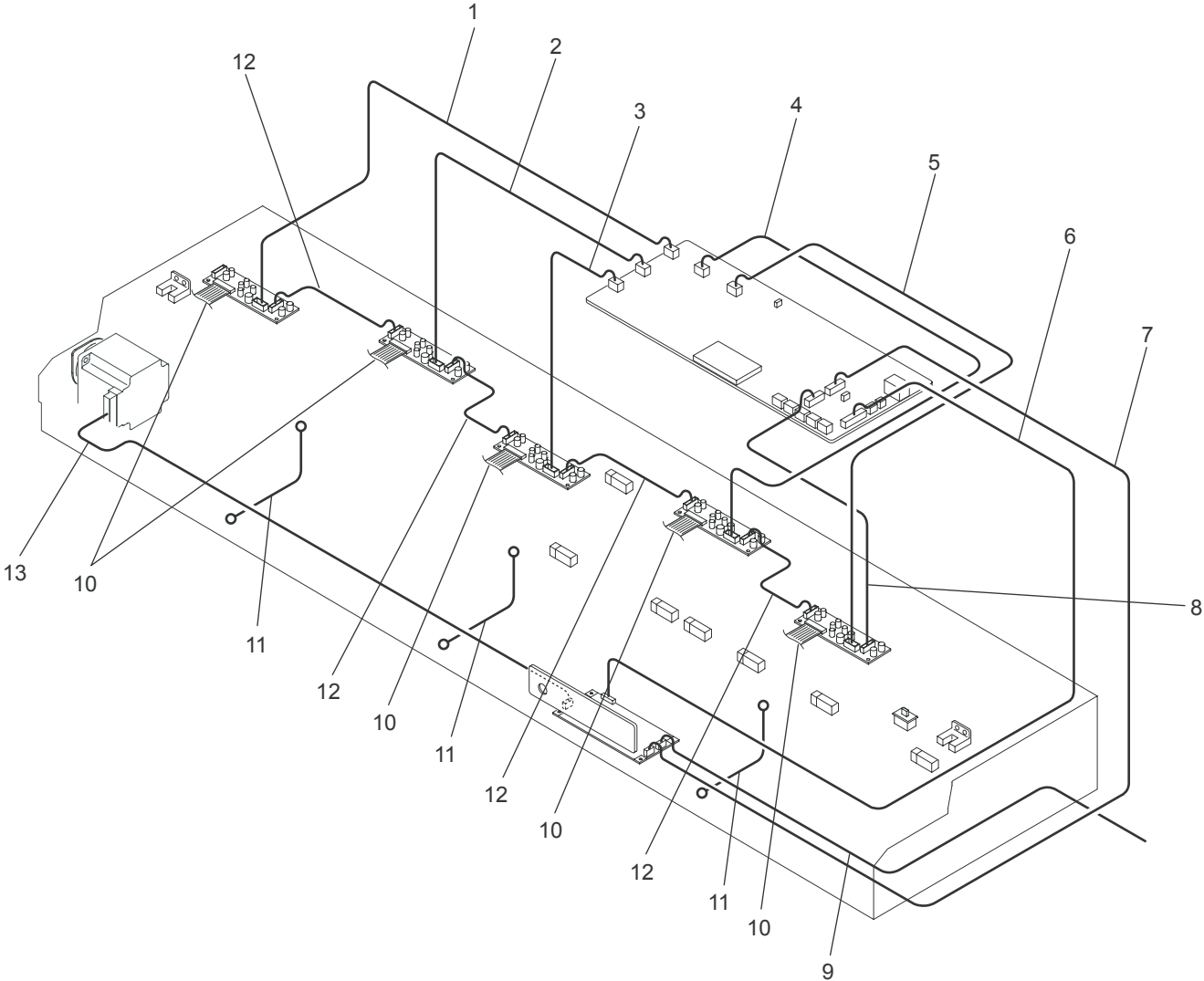


FIG. 36 HARNESS LIST 3 (SCANNER PART)

5JG

Ref. No.	Part.No.	Alternative.	Description	Quantity	
				120	230
1	305JG74110	5JG74110	HARNESS 7	1	1
2	305JG74120	5JG74120	HARNESS 8	1	1
3	305JG74100	5JG74100	HARNESS 6	1	1
4	305JG74130	5JG74130	HARNESS 9	1	1
5	305JG74140	5JG74140	HARNESS 10	1	1
6	305JG74040	5JG74040	HARNESS 0	1	1
7	305JG74060	5JG74060	HARNESS 2	1	1
8	305JG74570	5JG74570	HARNESS 19	1	1
9	305JG74200	5JG74200	HARNESS 18	1	1
10	305JG71280	5JG71280	HARNESS 30	5	5
11	305JG74580	5JG74580	HARNESS 20	3	3
12	305JG74050	5JG74050	HARNESS 1	4	4
13	305JG74070	5JG74070	HARNESS 3	1	1

• Parts with "⊙" indicate regular maintenance parts.

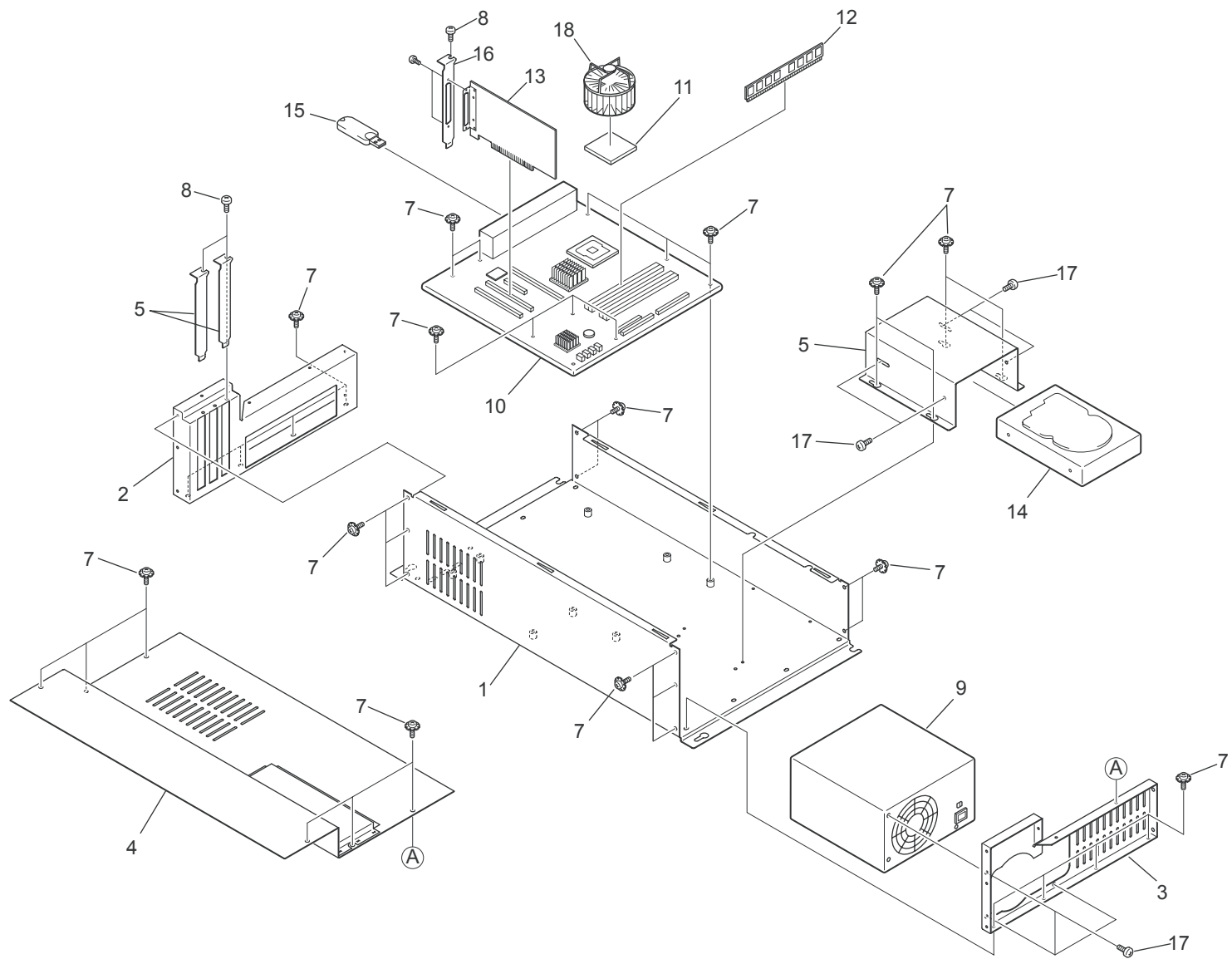


FIG. 37 CONTROLLER ASSY

5JG

	Ref. No.	Part.No.	Alternative.	Description	Quantity	
					120	230
	1	305H678080	5H678080	CONTROLLER BASE ASSY	1	1
	2	305H678030	5H678030	CONTROLLER PANEL	1	1
	3	305H678040	5H678040	CONTROLLER PANEL 2	1	1
	4	305H678050	5H678050	CONTRPLLER COVER	1	1
	5	305H678060	5H678060	CONTROLLER HDD BRACKET	1	1
	6	305H678070	5H678070	COVER	2	2
	7	305H685450	5H685450	BIND.HEAD SCREW,W/OTW	36	36
	8	305H685310	5H685310	BIND.HEAD SCREW	3	3
	9	305H678441	5H678441	DC POWER SUPPLY	1	1
⊙	10	305H678452	5H678452	MOTHERBOARD (CHANGED BIOS)	1	1
⊙	11	305JG71030	5JG71030	CPU CELERON 440	1	1
⊙	12	305JG71020	5JG71020	MEMORY MODULE	1	1
⊙	13	305H678461	5H678461	PW10540 PWB ASSY	1	1
⊙	14	305JG71050	5JG71050	HDD KM4800W US	1	
⊙	14	305JG75090	5JG75090	HDD KM4800W EU		1
⊙	15	305JG75100	5JG75100	USB KM4800W SERVICE	1	1
	16	305H680430	5H680430	RETAINER 5	1	1
	17	305H680550	5H680550	PAN HEAD SCREW	7	7
⊙	18	305JG71040	5JG71040	CPU COOLER	1	1

• Parts with "⊙" indicate regular maintenance parts.

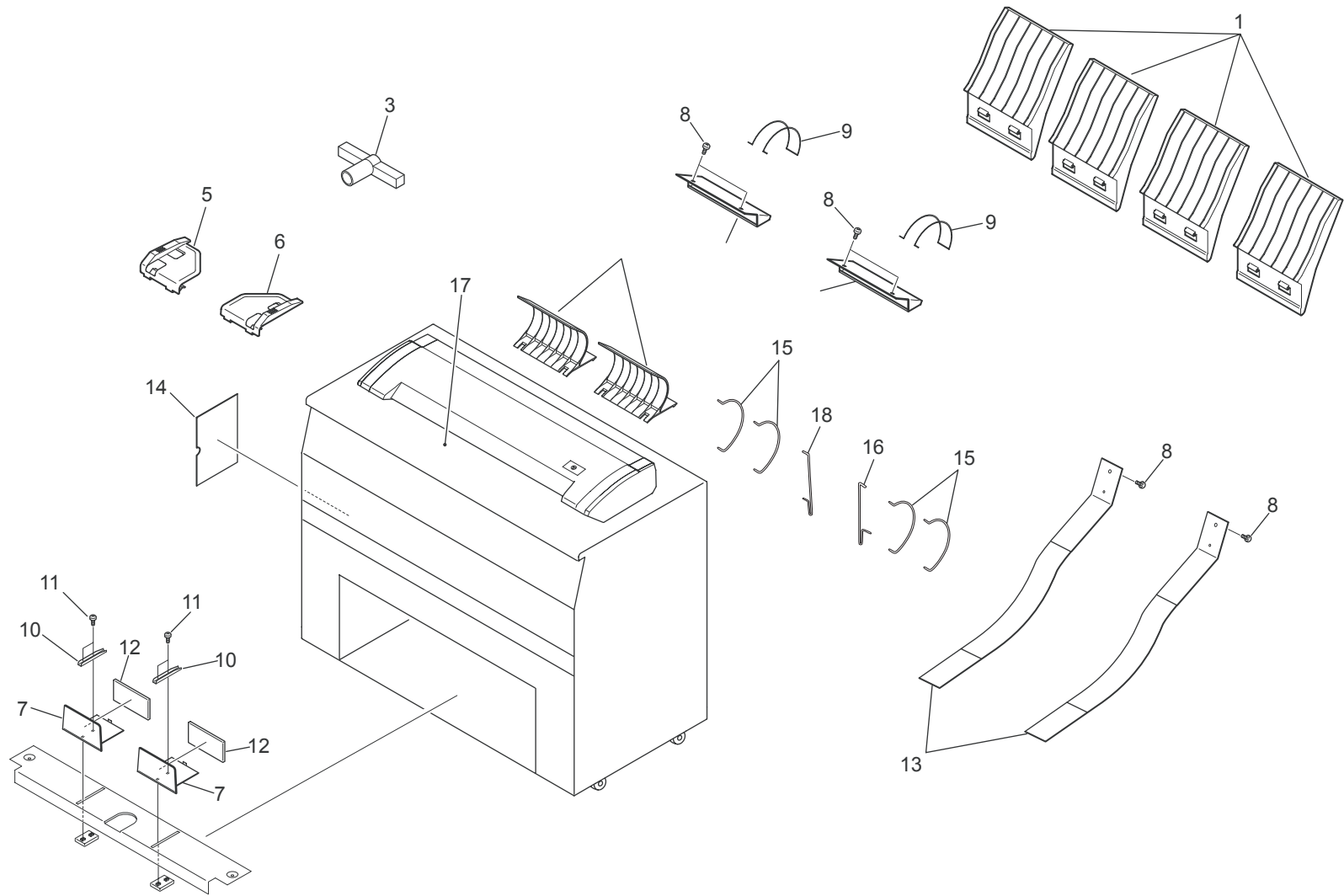


FIG. 38 ACCESSORY

5JG

	Ref. No.	Part.No.	Alternative.	Description	Quantity	
					120	230
⊙	1	305JG74670	5JG74670	TRAY	4	4
⊙	2	305H671051	5H671051	PLATE 2	2	2
	3	305H679920	5H679920	DEVELOPER HANDLE	1	1
⊙	4	305H677230	5H677230	GUIDE 3	2	2
⊙	5	305H677260	5H677260	GUIDE ASSY	1	1
⊙	6	305H677270	5H677270	GUIDE 2 ASSY	1	1
⊙	7	305H677280	5H677280	TRAY 2 ASSY	2	2
	8	305H685340	5H685340	BIND.HEAD SCREW	2	2
⊙	9	305H671030	5H671030	ARM	2	2
⊙	10	305H677240	5H677240	GUIDE 4	2	2
	11	305H685310	5H685310	BIND.HEAD SCREW	4	4
	12	305JG75110	5JG75110	SHEET 2	2	2
	13	305JG75120	5JG75120	PLATE 5 ASSY	2	2
⊙	14	305H679330	5H679330	SOFT CARD CASE	1	1
⊙	15	305H671040	5H671040	ARM 2	4	4
⊙	16	305JG71390	5JG71390	GUIDE 6	1	1
	17	305JG74550	5JG74550	SHADING SHEET	1	1
⊙	18	305JG71380	5JG71380	GUIDE 5	1	1

• Parts with "⊙" indicate regular maintenance parts.

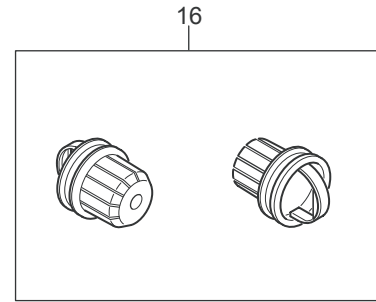
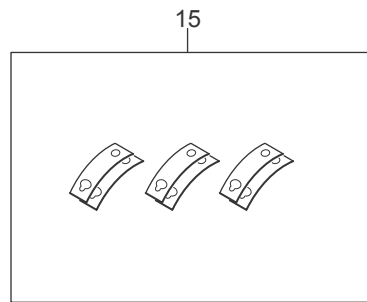
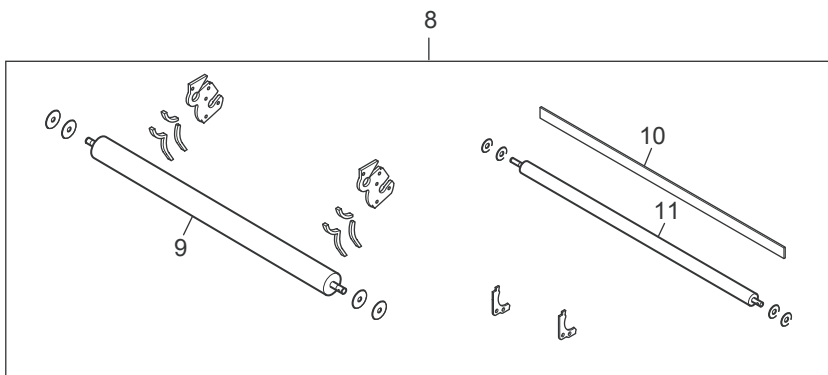
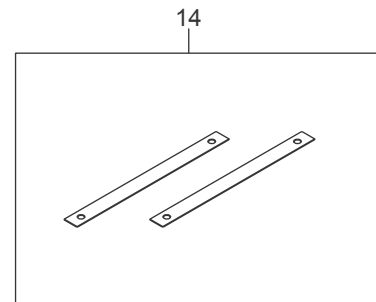
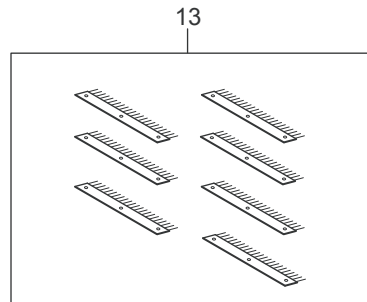
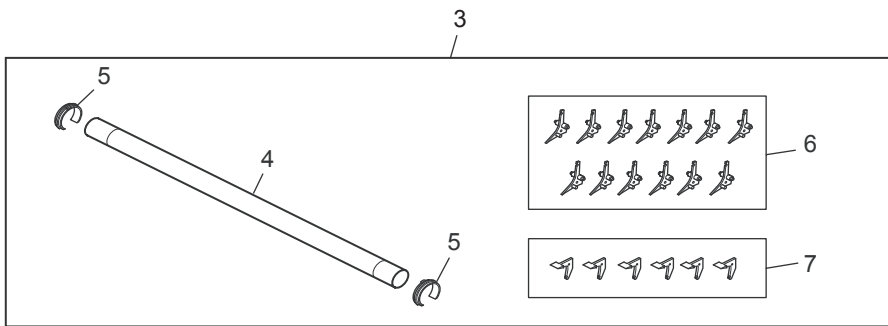
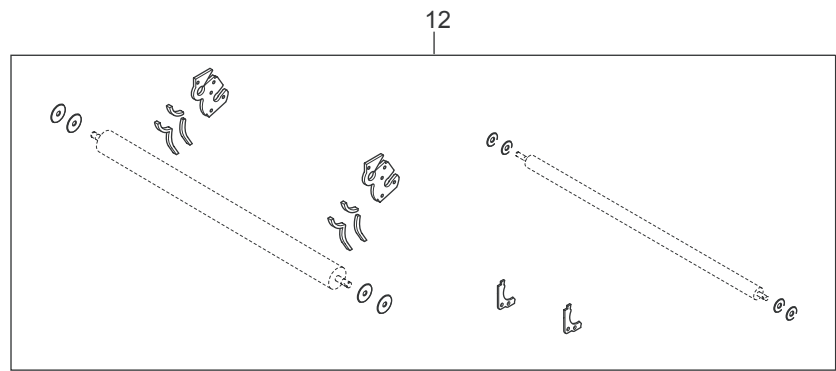
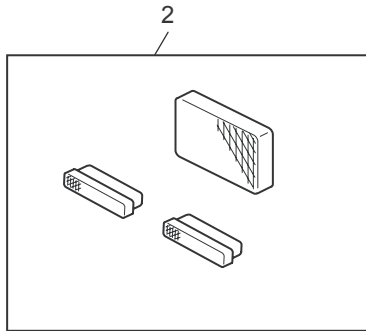
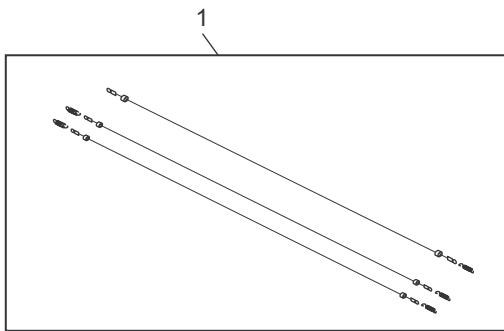




FIG. 39 CONSUMABLE KIT

5JG

	Ref. No.	Part.No.	Alternative.	Description	Quantity	
					120	230
⊙	1	305JG70030	5JG70030	MC-960 CORONA WIRE KIT	1	1
⊙	2	305JG70040	5JG70040	SK-960 FILTER KIT	1	1
⊙	3	305JG70020	5JG70020	FK-960 FUSER MAINTENANCE KIT	1	1
⊙	4	305JG73270	5JG73270	ROLLER FUSING	1	1
⊙	5	305JG73010	5JG73010	BUSH	2	2
⊙	6	305JG70150	5JG70150	NAIL STRIPPING SET	1	1
⊙	7	305JG70110	5JG70110	NAIL LOWER SET	1	1
⊙	8	305JG70010	5JG70010	DV-960 DEVELOPER MAINTENANCE KIT A	1	1
⊙	9	305JG73700	5JG73700	ROLLER DEVELOPER (UV)	1	1
⊙	10	305H680500	5H680500	SCRAPER	1	1
⊙	11	305JG73580	5JG73580	BRAD E ROLLER	1	1
⊙	12	305JG70050	5JG70050	DEVELOPER SEAL SET	1	1
⊙	13	305JG70140	5JG70140	BRUSH DISCHARGE SET	1	1
⊙	14	305JG70120	5JG70120	BAND SET	1	1
⊙	15	305JG70160	5JG70160	SPACER SET	1	1
⊙	16	305JG70130	5JG70130	CAP SET	1	1

• Parts with "⊙" indicate regular maintenance parts.

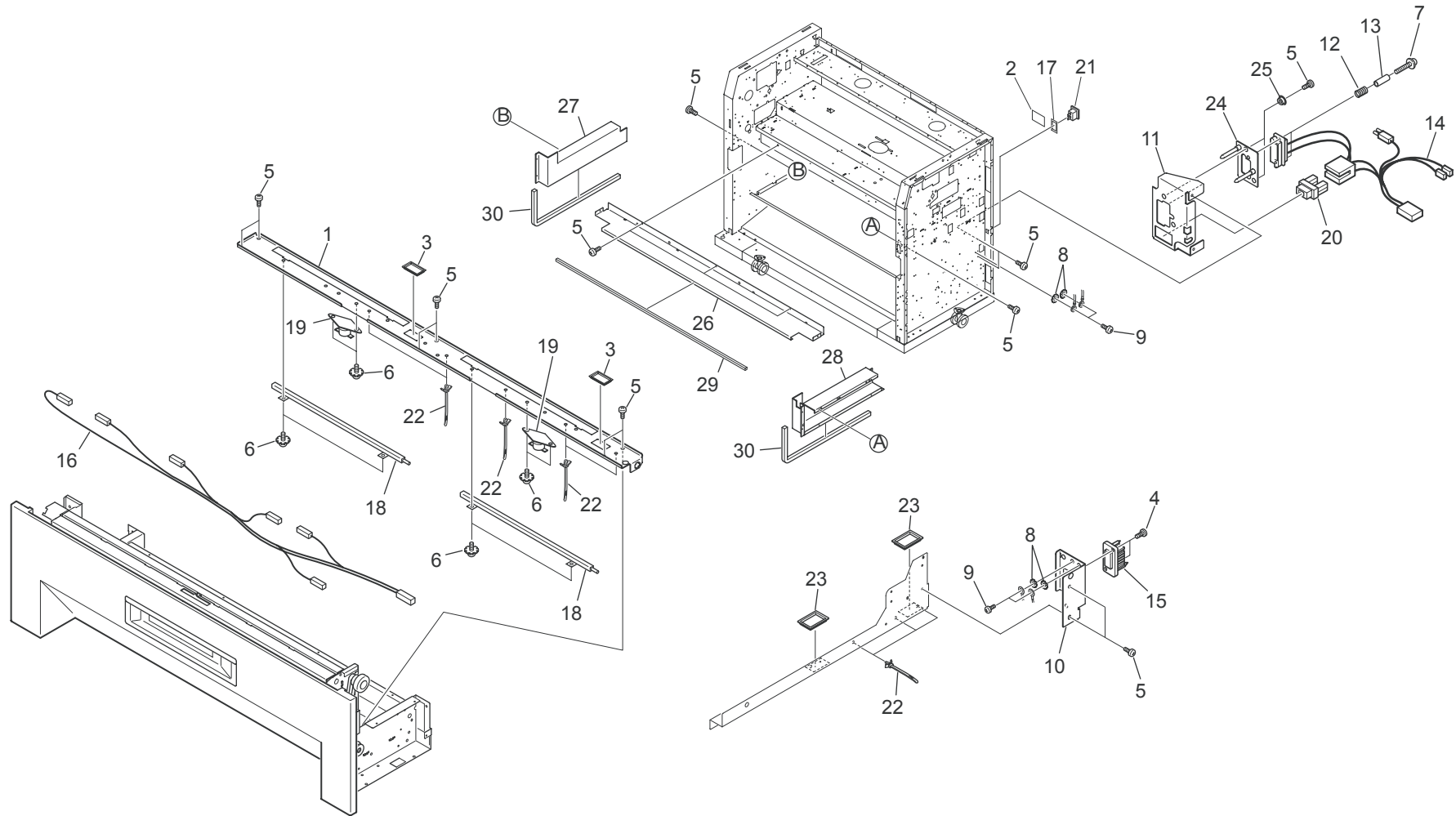


FIG. 40 1 ROLL DEHUMIDIFY KIT (US OPTION)

5JG

Ref. No.	Part.No.	Alternative.	Description	Quantity	
				120	230
0	305JG70750	5JG70750	1ROLL DEHUMIDIFY KIT 120V	1	
1	305JG72080	5JG72080	CASE	1	
2	305JG75130	5JG75130	DEHUMIDIFY LABEL	1	
3	305JG75140	5JG75140	BUSHING	2	
4	305H685320	5H685320	BIND.HEAD SCREW	2	
5	305H685340	5H685340	BIND.HEAD SCREW	23	
6	305H685450	5H685450	BIND.HEAD SCREW,W/OTW	8	
7	305H685490	5H685490	PAN HEAD SCREW,W/SW FW	2	
8	305H685060	5H685060	OUTER TOOTHED LOCK WASHER	4	
9	305H685420	5H685420	BIND.HEAD SCREW	4	
10	305JG70770	5JG70770	BRACKET 21 ASSY	1	
11	305JG75150	5JG75150	BRACKET CONNECTOR 2	1	
12	305JG71710	5JG71710	SPRING 3	2	
13	305H679540	5H679540	COLLAR (AC)	2	
14	305JG75160	5JG75160	AC PAPER TERMINAL HARNESS	1	
⊙	15	305H676270	AC PAPER HARNESS	1	
	16	305H676380	DEHUMIDIFY HARNESS 2	1	
	17	305JG75170	H/L LABEL	1	
⊙	18	305H678820	RESISTOR	2	
⊙	19	305H678860	THERMOSTAT	2	
⊙	20	305H678880	SWITCH	1	
⊙	21	305H678890	SWITCH	1	
	22	305H679170	SNAP BAND	8	
	23	305H679160	BUSHING	2	
	24	305JG70780	BRACKET 20 ASSY	1	
	25	305JG71670	COLLAR 2	2	
	26	305JG75180	COVER	1	
	27	305JG75190	COVER 2	1	
	28	305JG75200	COVER 3	1	
	29	305JG75210	SEAL	1	
	30	305JG75220	SEAL 2	2	

• Parts with "⊙" indicate regular maintenance parts.

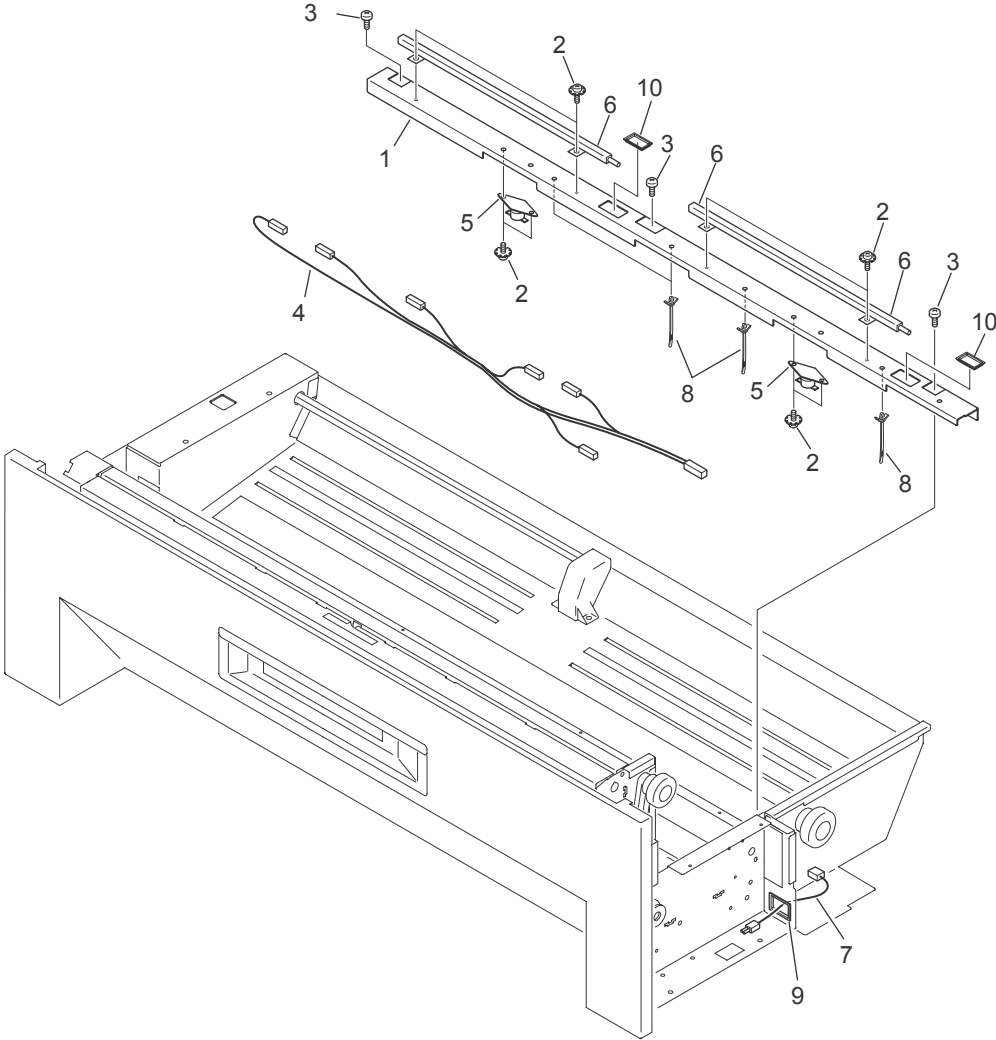


FIG. 41 2 ROLL DEHUMIDIFY KIT (US OPTION)

5JG

	Ref. No.	Part.No.	Alternative.	Description	Quantity	
					120	230
	0	305JG70760	5JG70760	2ROLL DEHUMIDIFY KIT 120V	1	
	1	305JG75230	5JG75230	CASE	1	
	2	305H685450	5H685450	BIND.HEAD SCREW,W/OTW	8	
	3	305H685340	5H685340	BIND.HEAD SCREW	3	
	4	305H676380	5H676380	DEHUMIDIFY HARNESS 2	1	
⊙	5	305H678860	5H678860	THERMOSTAT	2	
⊙	6	305H678820	5H678820	RESISTOR	2	
	7	305H676340	5H676340	AC PAPER HARNESS 2	1	
	8	305H679170	5H679170	SNAP BAND	4	
	9	305H679160	5H679160	BUSHING	1	
	10	305JG75140	5JG75140	BUSHING	2	

• Parts with "⊙" indicate regular maintenance parts.

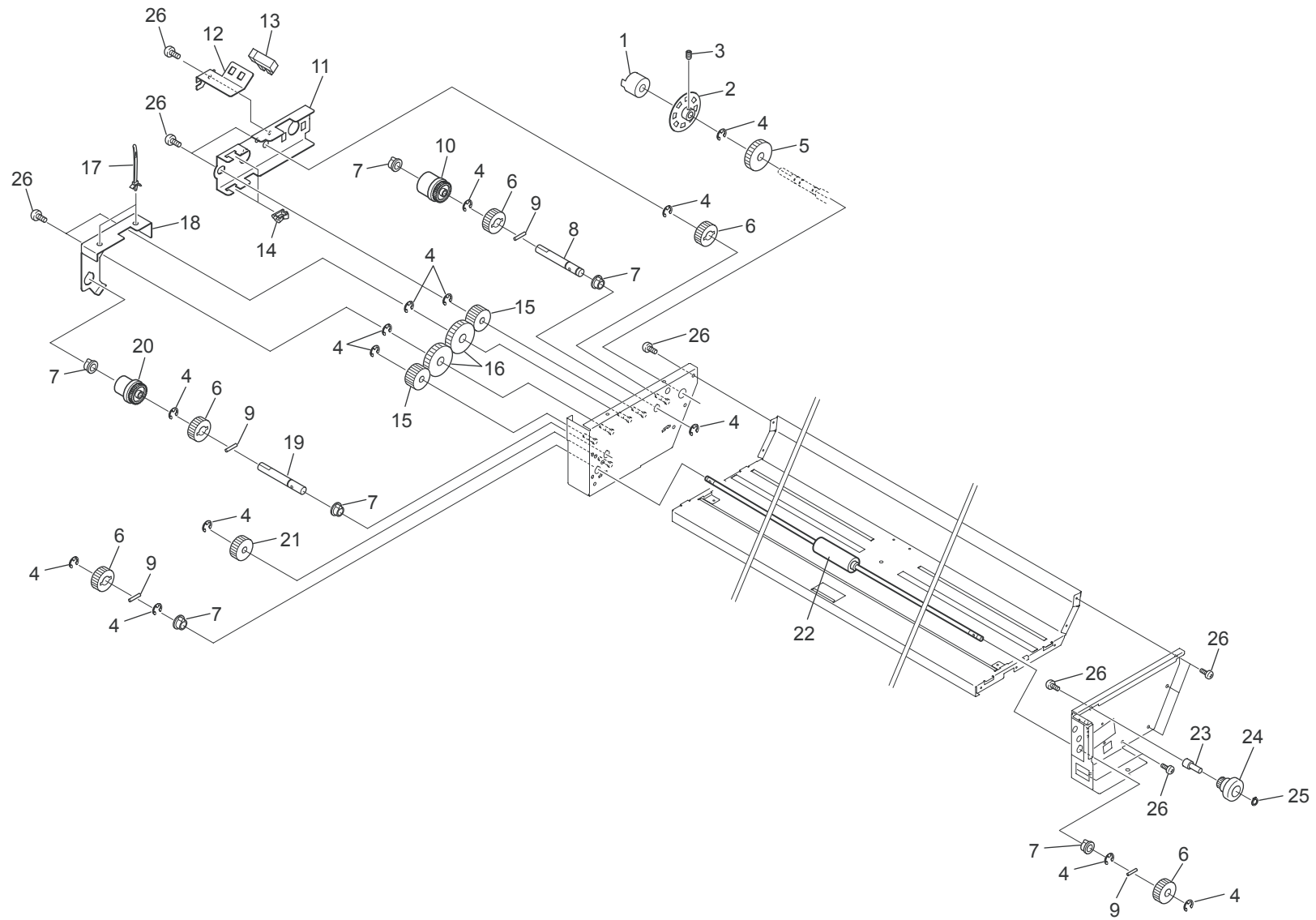


FIG. 42 ROLL PAPER DECK ASSY (2) 1 (OPTION)

5JG

	Ref. No.	Part.No.	Alternative.	Description	Quantity	
					120	230
⊙	1	305JG70290	5JG70290	ROLL PAPER BRAKE ASSY	1	1
	2	305JG70280	5JG70280	ENCODER 4 ASSY	1	1
	3	305H685690	5H685690	SET SCREW,W.POINT	1	1
	4	305H685120	5H685120	RETAINING RING-E	14	14
⊙	5	305JG72220	5JG72220	40T ONEWAY GEAR	1	1
⊙	6	305H679850	5H679850	SPUR GEAR 24T (8)	5	5
	7	305H678330	5H678330	BUSH	6	6
	8	305JG71890	5JG71890	PIN 20	1	1
	9	305H685170	5H685170	PARALLEL PIN	4	4
⊙	10	305H679000	5H679000	CLUTCH	1	1
	11	305JG71880	5JG71880	BRACKET 24	1	1
	12	305JG71900	5JG71900	BRACKET 25	1	1
⊙	13	305H678780	5H678780	SENSOR	1	1
	14	305H679140	5H679140	EDGE SADDLE	2	2
⊙	15	305JG72250	5JG72250	24T GEAR	2	2
⊙	16	305JG72240	5JG72240	40T GEAR	2	2
	17	305H679180	5H679180	SNAP BAND	2	2
	18	305JG72460	5JG72460	BRACKET 10	1	1
	19	305JG72410	5JG72410	SHAFT	1	1
⊙	20	305JG73980	5JG73980	CLUTCH	1	1
⊙	21	305JG72260	5JG72260	30T GEAR	1	1
⊙	22	305JG70330	5JG70330	ROLL PAPER PICK UP ASSY 2	1	1
	23	305JG71990	5JG71990	PIN 26	1	1
⊙	24	305JG72400	5JG72400	KNOB (24T GEAR)	1	1
	25	305H679410	5H679410	GRIP RING	1	1
	26	305H685340	5H685340	BIND.HEAD SCREW	12	12

• Parts with "⊙" indicate regular maintenance parts.

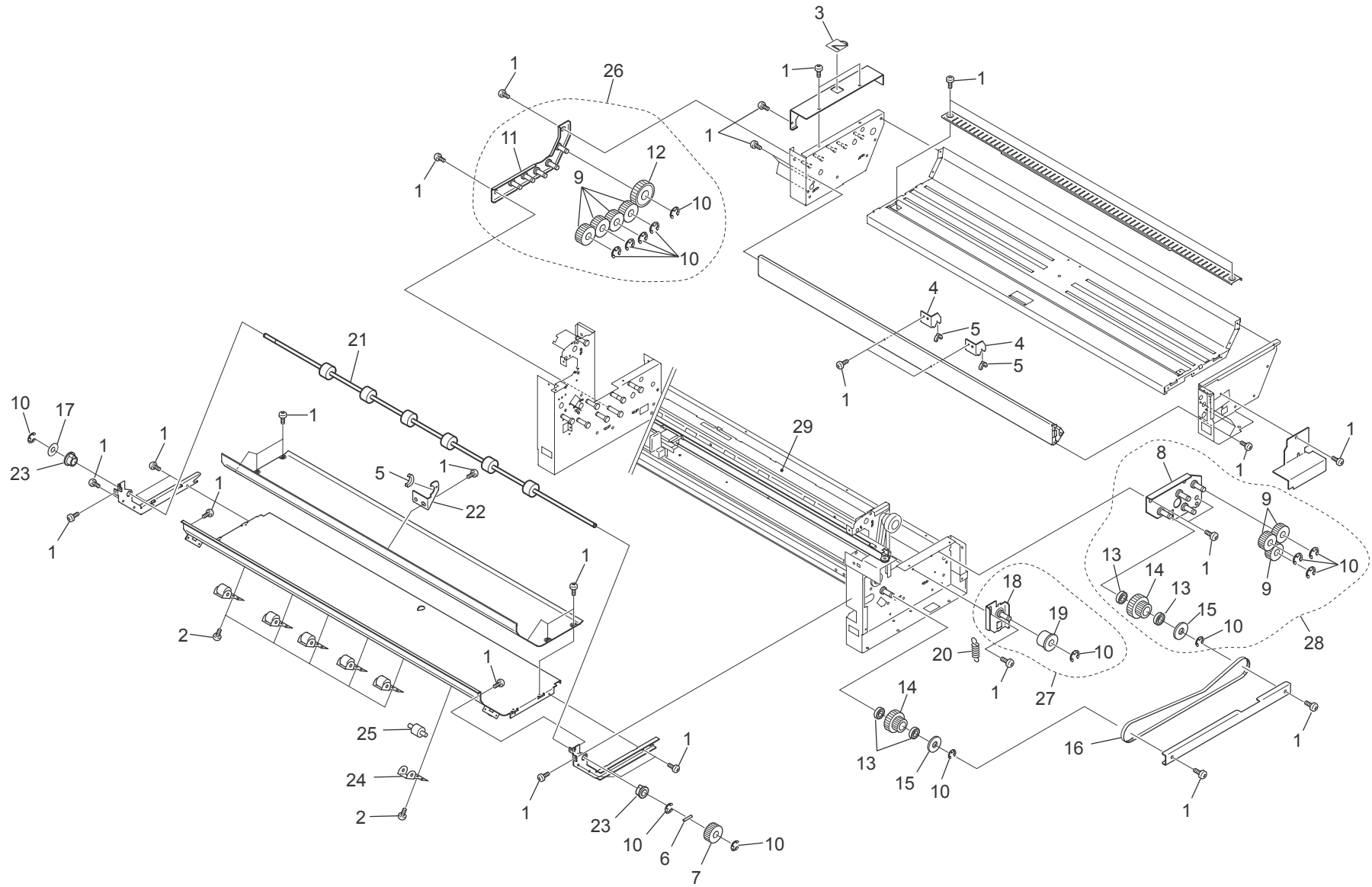




FIG. 43 ROLL PAPER DECK ASSY (2) 2 (OPTION)

5JG

Ref. No.	Part.No.	Alternative.	Description	Quantity	
				120	230
1	305H685340	5H685340	BIND.HEAD SCREW	38	38
2	305H685310	5H685310	BIND.HEAD SCREW	6	6
3	305JG75360	5JG75360	DECK LABEL 2	1	1
4	305JG72450	5JG72450	BRACKET 8	2	2
5	305H672870	5H672870	HOLDER SHAFT	3	3
6	305H685170	5H685170	PARALLEL PIN	1	1
⊙ 7	305H679850	5H679850	SPUR GEAR 24T (8)	1	1
8	305JG70310	5JG70310	BRACKET 5 ASSY	1	1
⊙ 9	305JG72250	5JG72250	24T GEAR	7	7
10	305H685120	5H685120	RETAINING RING-E	12	12
11	305JG70320	5JG70320	BRACKET 9 ASSY	1	1
⊙ 12	305JG72260	5JG72260	30T GEAR	1	1
13	305H679430	5H679430	BEARING (L-1680HHR)	4	4
⊙ 14	305H672580	5H672580	GEAR 36T PULLEY 24T	2	2
15	305H678700	5H678700	FLANGE	2	2
⊙ 16	305JG72430	5JG72430	BELT (40S3M453)	1	1
17	305H679500	5H679500	WASHER	*1	*1
17	305JG80270	5JG80270	WASHER	*1	*1
18	305JG70230	5JG70230	BRACKET 45 ASSY	1	1
⊙ 19	305H673300	5H673300	PULLEY 3	1	1
20	305JG72270	5JG72270	SPRING 11	1	1
⊙ 21	305JG72470	5JG72470	ROLLER PAPER FEED	1	1
22	305JG72380	5JG72380	BRACKET 2	1	1
23	305H678330	5H678330	BUSH	2	2
24	305H672810	5H672810	SPRING LEAF 2	6	6
⊙ 25	305H672800	5H672800	ROLLER COUNTER	6	6
26	305JG70790	5JG70790	GEAR BRACKET 2 ASSY	1	1
27	305JG70740	5JG70740	PULLEY BRACKET ASSY	1	1
28	305JG70810	5JG70810	GEAR BRACKET ASSY	1	1
29	305JG75240	5JG75240	LABEL ROLL PAPER LOADING 2	1	1

\*The quantity varies according to the actual adjustment and depending on individual machines.

• Parts with "⊙" indicate regular maintenance parts.

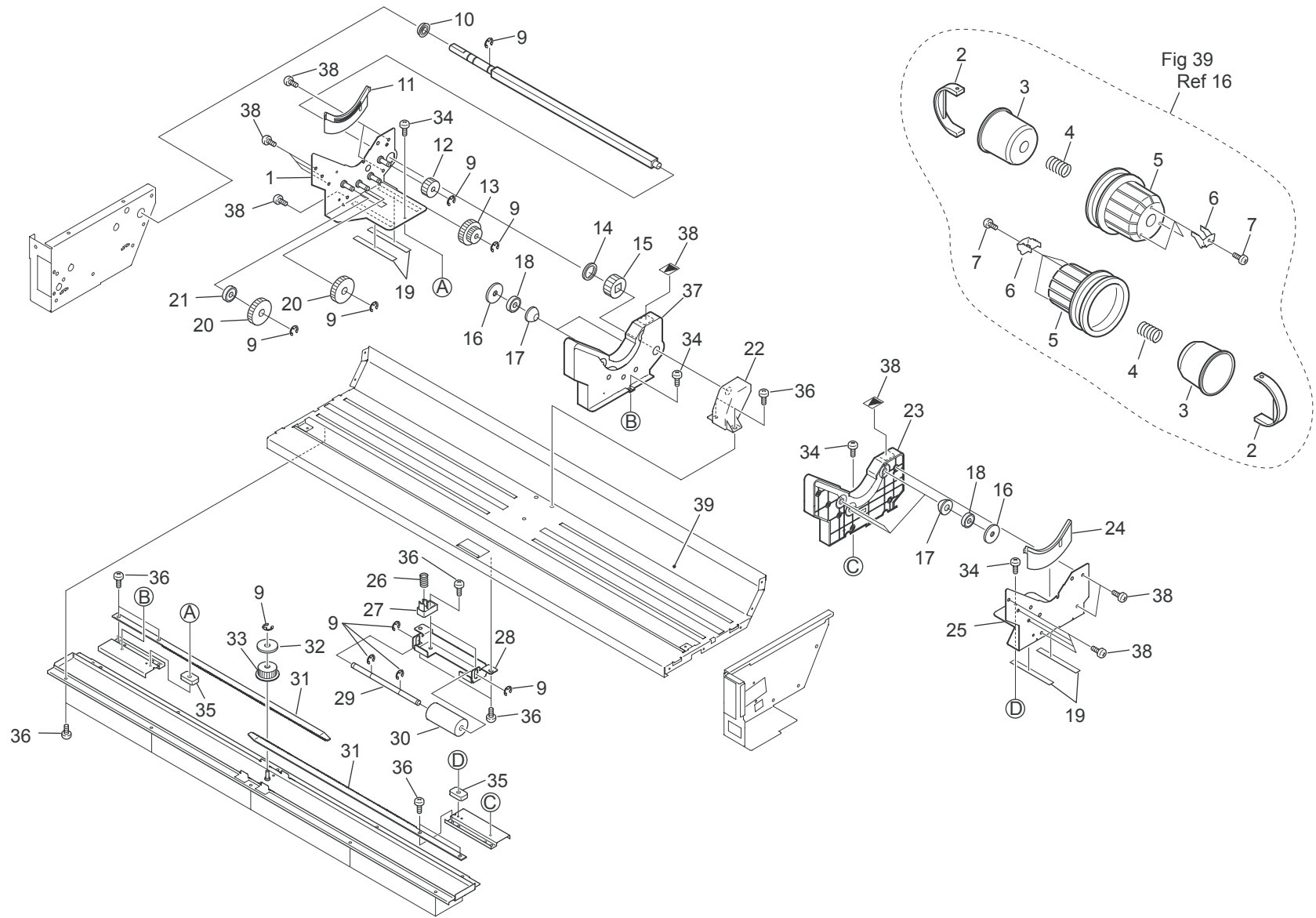


FIG. 44 ROLL PAPER DECK ASSY (2) 3 (OPTION)

5JG

Ref. No.	Part.No.	Alternative.	Description	Quantity		
				120	230	
1	305JG70340	5JG70340	COVER 3 ASSY	1	1	
2	305JG75010	5JG75010	HOOK	2	2	
3	305JG75020	5JG75020	SLEEVE	2	2	
4	305JG75030	5JG75030	SPRING 2	2	2	
5	305JG75040	5JG75040	CAP	2	2	
6	305JG75050	5JG75050	HOOK 2	6	6	
7	305H685310	5H685310	BIND.HEAD SCREW	6	6	
8	305JG80340	5JG80340	BIND.HEAD TAPPING SCREW	12	12	
9	305H685120	5H685120	RETAINING RING-E	10	10	
10	305H679460	5H679460	BEARING (L-1680HHR)	1	1	
11	305JG72290	5JG72290	HANDLE 2	1	1	
⊙	12	305JG72210	5JG72210	11T GEAR	1	1
⊙	13	305JG72200	5JG72200	10-22T GEAR	1	1
14	305JG72180	5JG72180	COLLAR 3	1	1	
⊙	15	305JG72190	5JG72190	15T GEAR	1	1
16	305JG72040	5JG72040	SPACER 5	5	5	
17	305JG72050	5JG72050	SPACER 6	5	5	
18	305JG71150	5JG71150	BEARING	5	5	
19	305JG72310	5JG72310	SHEET	4	4	
⊙	20	305JG71870	5JG71870	20T GEAR	2	2
21	305JG72000	5JG72000	COUNTER ROLLER	1	1	
22	305JG72490	5JG72490	BRACKET 11	1	1	
23	305JG72440	5JG72440	COVER 6	1	1	
24	305JG72280	5JG72280	HANDLE	1	1	
25	305JG72480	5JG72480	COVER 8	1	1	
26	305JG72100	5JG72100	SPRING 7	2	2	
27	305JG72090	5JG72090	HOLDER	2	2	
28	305JG72110	5JG72110	BRACKET 43	1	1	
29	305H672550	5H672550	SHAFT 3	1	1	
⊙	30	305H672880	5H672880	PULLEY	1	1
31	305JG71810	5JG71810	RACK	2	2	
32	305JG72060	5JG72060	FALNGE	1	1	
⊙	33	305JG71800	5JG71800	16T GEAR	1	1
34	305H685350	5H685350	BIND.HEAD SCREW	4	4	
35	305JG71860	5JG71860	SPACER 3	2	2	
36	305H685340	5H685340	BIND.HEAD SCREW	20	20	
37	305JG72390	5JG72390	COVER 2	1	1	
38	305JG71460	5JG71460	POSITION LABEL	2	2	
39	305JG71470	5JG71470	LABEL SIZE	1	1	

• Parts with "⊙" indicate regular maintenance parts.

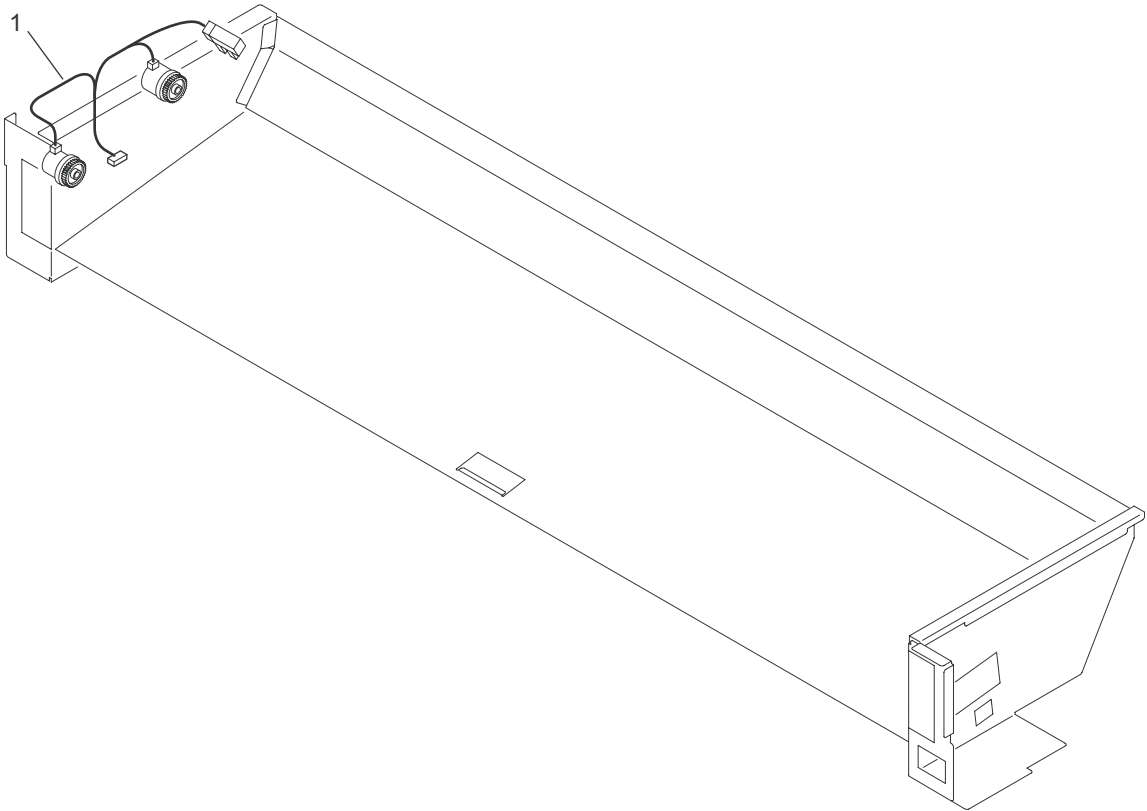


FIG. 45 ROLL PAPER DECK ASSY (2) 4 (OPTION)

5JG

Ref. No.	Part.No.	Alternative.	Description	Quantity	
				120	230
1	305JG73930	5JG73930	ROLL 2 HARNESS	1	1

• Parts with "⊙" indicate regular maintenance parts.

INDEX

5JG

	Part.No.	Alternative.	Description	Fig.No.
	302GR04140	2GR04140	EMBLEM LOGO	31
⊙	305H670070	5H670070	PHOTOCONDUCTIVE DRUM	2
⊙	305H670550	5H670550	TR/ST CORONA ASSY	1
⊙	305H670580	5H670580	CUTTER	1
⊙	305H670610	5H670610	IM CORONA ASSY	2
⊙	305H671030	5H671030	ARM	38
⊙	305H671040	5H671040	ARM 2	38
⊙	305H671051	5H671051	PLATE 2	38
	305H671060	5H671060	PLATE 3	31
⊙	305H671070	5H671070	HIMELON SHEET 2	31
⊙	305H671090	5H671090	BUTTON	30
⊙	305H671101	5H671101	COVER 15	31
	305H671120	5H671120	SPRING	31
	305H671130	5H671130	SHEET	30
	305H671220	5H671220	LABEL CUTTER POSITION	26
	305H671230	5H671230	LABEL CUTTER POSITION 2	26
	305H671240	5H671240	LABEL CARTRIDGE CAUTION	20
	305H671250	5H671250	CASTER	9
	305H671260	5H671260	ADJUSTMENT LEVEL	9
	305H671290	5H671290	BRACKET BLOWER	9
	305H671310	5H671310	BRACKET POWER CABLE	11
	305H671340	5H671340	BRACKET RELAY	11
	305H671450	5H671450	PIN 2	10
	305H671460	5H671460	BRACKET 3	12
	305H671480	5H671480	PLATE	10
	305H671490	5H671490	SPRING	10
	305H671500	5H671500	SPRING 2	10
	305H671520	5H671520	SPRING 3	10
	305H671530	5H671530	SPRING 4	10
	305H671550	5H671550	BRACKET 5	10
	305H671560	5H671560	BRACKET 6	10
	305H671570	5H671570	SLEEVE	12
	305H671580	5H671580	PIN 5	12
	305H671630	5H671630	BRACKET 7	12
⊙	305H671660	5H671660	GAS SPRING	12
	305H671670	5H671670	BRACKET CONNECTOR 4	11
	305H671680	5H671680	BRACKET CONNECTOR 5	11
⊙	305H671690	5H671690	RAIL	12
	305H671750	5H671750	DUCT 5	12
	305H671760	5H671760	DUCT 6	9
	305H671820	5H671820	PIN 7	10
	305H671830	5H671830	SHEET	10
	305H671850	5H671850	BRACKET 28	12
	305H671860	5H671860	PLATE 10	11
	305H671870	5H671870	PLATE 11	12
	305H671890	5H671890	SPRING 6	12
	305H671900	5H671900	SEAL 2	9
	305H671910	5H671910	SEAL 3	9
	305H671940	5H671940	PLATE 12	12
	305H671950	5H671950	PLATE ELECTRODE	10

	Part.No.	Alternative.	Description	Fig.No.
	305H671960	5H671960	SEAL 3	10
	305H671970	5H671970	BRACKET 31	11
	305H671980	5H671980	BRACKET POWER CABLE 2	11
	305H672000	5H672000	COVER 10	8
	305H672010	5H672010	PLATE 17	10
	305H672030	5H672030	SPRING 7	12
	305H672050	5H672050	BRACKET 33	31
	305H672060	5H672060	PIN 8	12
	305H672070	5H672070	ROLLER	12
	305H672080	5H672080	BRACKET 34	31
	305H672110	5H672110	PLATE 18	10
	305H672120	5H672120	PLATE 19	10
	305H672130	5H672130	PIN 9	10
	305H672140	5H672140	GUIDE PLATE	10
	305H672150	5H672150	PLATE 2 ASSY	10
	305H672160	5H672160	PLATE 4 ASSY	10
	305H672170	5H672170	PLATE 9 ASSY	10
⊙	305H672180	5H672180	RESIST ROLLER ASSY	10
⊙	305H672260	5H672260	BELT 60S3M330	25
⊙	305H672280	5H672280	ROLLER PAPER FEED	25
	305H672540	5H672540	SHAFT 2	26
	305H672550	5H672550	SHAFT 3	25,44
⊙	305H672580	5H672580	GEAR 36T PULLEY 24T	27,43
⊙	305H672590	5H672590	PULLEY 24T	25
⊙	305H672600	5H672600	PULLEY 24T 2	25
	305H672610	5H672610	COLLAR	25,27
	305H672710	5H672710	BRACKET 17	26
	305H672720	5H672720	BRACKET 18	26
	305H672730	5H672730	BRACKET 19	26
	305H672740	5H672740	BRACKET 20	26
	305H672750	5H672750	SPRING 3	26
	305H672760	5H672760	SPRING 4	26
	305H672770	5H672770	PIN 14	26
	305H672780	5H672780	SHAFT 4	26
⊙	305H672790	5H672790	ROLLER 1	26
⊙	305H672800	5H672800	ROLLER COUNTER	24,26,43
	305H672810	5H672810	SPRING LEAF 2	43
	305H672820	5H672820	LEVER	26
⊙	305H672870	5H672870	HOLDER SHAFT	10,23,25,43
	305H672880	5H672880	PULLEY	25,44
	305H672900	5H672900	COLLAR 4	26
	305H673150	5H673150	SPRING	8
⊙	305H673160	5H673160	GEAR	8
	305H673230	5H673230	PLATE 11	8
	305H673240	5H673240	PIN 6	8
⊙	305H673300	5H673300	PULLEY 3	5,8,27,43
⊙	305H673350	5H673350	GEAR 6	10
⊙	305H673360	5H673360	GEAR 7	8
⊙	305H673370	5H673370	COLLAR	8
	305H673390	5H673390	SPRING 2	8

• Parts with "⊙" indicate regular maintenance parts.

	Part.No.	Alternative.	Description	Fig.No.
⊙	305H673420	5H673420	BELT 4 (120S3M369)	5
	305H673440	5H673440	FLANGE 3	8
⊙	305H673471	5H673471	PITCH CIRCLE PULLEY	8
	305H673480	5H673480	PLATE 5 ASSY	8
	305H673490	5H673490	PLATE 9 ASSY	8
⊙	305H673540	5H673540	ROLLER	21
	305H673570	5H673570	COVER	21
	305H673590	5H673590	PIN	3
	305H673600	5H673600	PIN 2	5
	305H673610	5H673610	PIN 3	5
	305H673640	5H673640	SPRING LEAF	3
	305H673660	5H673660	PLATE 2	4
	305H673670	5H673670	BRACKET	4
	305H673680	5H673680	PIN 4	5
	305H673700	5H673700	BRACKET 3	4
	305H673710	5H673710	BRACKET 4	4
	305H673720	5H673720	BRACKET MOTOR	6
	305H673730	5H673730	BRACKET 5	6
	305H673740	5H673740	BRACKET SENSOR	6
	305H673750	5H673750	SHAFT	6
	305H673770	5H673770	GUIDE 2	4
	305H673780	5H673780	BRACKET 6	5
	305H673790	5H673790	COVER	4
	305H673800	5H673800	COVER 2	4
	305H673810	5H673810	HOOK	5
	305H673820	5H673820	HOOK 2	5
	305H673830	5H673830	PIN 8	5
⊙	305H673840	5H673840	PLATE ELECTRODE	5
	305H673860	5H673860	PLATE ELECTRODE 2	5
	305H673870	5H673870	SPRING	5
	305H673880	5H673880	SPRING 2	5
	305H673890	5H673890	BRACKET 11	4
	305H673900	5H673900	BRACKET 12	5
	305H673920	5H673920	BRACKET 13	6
	305H673930	5H673930	BRACKET 14	6
	305H673940	5H673940	BRACKET 15	6
	305H673950	5H673950	PIN 11	31
	305H673980	5H673980	COLLAR	5
	305H673990	5H673990	STOPPER	5
	305H674010	5H674010	STOPPER 2	5
	305H674020	5H674020	COLLAR 2	5
	305H674030	5H674030	SPRING 3	5
	305H674060	5H674060	BLOCK 3	5
	305H674070	5H674070	PLATE 4	5
⊙	305H674080	5H674080	PLATE ELECTRODE 4	5
⊙	305H674100	5H674100	BLOCK 4	5
	305H674110	5H674110	SHAFT 3	31
	305H674120	5H674120	SHAFT 4	31
	305H674130	5H674130	COLLAR 3	31
	305H674140	5H674140	SPRING 4	31

	Part.No.	Alternative.	Description	Fig.No.
	305H674150	5H674150	BRACKET 16	6
	305H674160	5H674160	SPRING 5	31
	305H674170	5H674170	BRACKET 17	6
	305H674190	5H674190	BRACKET 18	4
	305H674200	5H674200	BRACKET 19	4
	305H674220	5H674220	HOLDER	4
	305H674230	5H674230	ROLLER COUNTER	4
	305H674240	5H674240	BRACKET 20	4
	305H674250	5H674250	BRACKET 21	4
	305H674260	5H674260	BRACKET 22	4
	305H674270	5H674270	BRACKET 23	4
	305H674280	5H674280	SHAFT 5	4
	305H674290	5H674290	SHAFT 6	4
	305H674300	5H674300	SPRING 7	4
	305H674310	5H674310	SPRING 8	4
	305H674320	5H674320	BRACKET 24	6
	305H674350	5H674350	SLIDER 2	3
	305H674380	5H674380	BRACKET 30	3
	305H674390	5H674390	BRACKET 31	3
	305H674400	5H674400	COLLAR 4	5
	305H674440	5H674440	BRACKET 32	4
	305H674450	5H674450	BRACKET 33	4
	305H674510	5H674510	SEAL 2	3
	305H674520	5H674520	SPRING 10	4
	305H674530	5H674530	BRACKET 2 ASSY	5
	305H674540	5H674540	BRACKET 7 ASSY	5
	305H674550	5H674550	BRACKET 8 ASSY	5
	305H674561	5H674561	BRACKET ASSY	31
	305H674571	5H674571	BRACKET 2 ASSY	31
	305H674580	5H674580	PIN	7
	305H674590	5H674590	BRACKET	7
	305H674610	5H674610	PLATE	7
	305H674620	5H674620	SPRING LEAF	7
	305H674630	5H674630	SPRING LEAF 2	7
	305H674640	5H674640	BLOCK	7
	305H674650	5H674650	PLATE 2	7
	305H674660	5H674660	PLATE 3	7
	305H674700	5H674700	PIN 4	23
	305H674780	5H674780	BRACKET 7	23
	305H674790	5H674790	HOLDER 4	23
	305H674800	5H674800	BRACKET 3	23
⊙	305H674810	5H674810	SPRING	23
	305H675030	5H675030	BRACKET 22	23
	305H675040	5H675040	BRACKET 23	23
	305H675050	5H675050	GUIDE PLATE 2	23
	305H675080	5H675080	BRACKET 2	23
	305H675120	5H675120	PIN 4	18
	305H675130	5H675130	HOLDER	19
	305H675140	5H675140	BRACKET 14	18
	305H675150	5H675150	COVER	18

• Parts with "⊙" indicate regular maintenance parts.

	Part.No.	Alternative.	Description	Fig.No.		Part.No.	Alternative.	Description	Fig.No.
	305H675190	5H675190	COLLAR	18		305H676380	5H676380	DEHUMIDIFY HARNESS 2	40,41
	305H675210	5H675210	SPRING LEAF 5	19	⊙	305H676390	5H676390	LCD ASSY	32
	305H675220	5H675220	HOLDER 2	19		305H676590	5H676590	DAMPER FYN-P1-R183	13
	305H675230	5H675230	BRACKET 18	19		305H676600	5H676600	DAMPER FYN-P1-L183	13
⊙	305H675240	5H675240	BRACKET 19	20	⊙	305H676760	5H676760	SENSOR	15
	305H675290	5H675290	GEAR HELICAL 30T	18		305H676950	5H676950	HARNESS 16	35
	305H675320	5H675320	SEAL 5	20		305H677020	5H677020	HARNESS 23	35
	305H675330	5H675330	COLLAR 3	18	⊙	305H677230	5H677230	GUIDE 3	38
	305H675340	5H675340	SPRING 2	18	⊙	305H677240	5H677240	GUIDE 4	38
	305H675350	5H675350	COVER 3	20	⊙	305H677260	5H677260	GUIDE ASSY	38
	305H675360	5H675360	SPRING 3	19	⊙	305H677270	5H677270	GUIDE 2 ASSY	38
	305H675370	5H675370	SPRING 4	19	⊙	305H677280	5H677280	TRAY 2 ASSY	38
	305H675380	5H675380	SEAL 8	20	⊙	305H677290	5H677290	COVER 2	31
	305H675730	5H675730	PIN 2	24	⊙	305H677300	5H677300	COVER 3	31
	305H675791	5H675791	PLATE	24	⊙	305H677310	5H677310	COVER 5	31
	305H675801	5H675801	PLATE 2	24	⊙	305H677330	5H677330	COVER	29
	305H675810	5H675810	COVER	16	⊙	305H677360	5H677360	COVER 4	29
	305H675820	5H675820	COVER 2	16	⊙	305H677370	5H677370	COVER 5	29
	305H675830	5H675830	WIRE HOOK	16	⊙	305H677380	5H677380	LCD SHEET	29
	305H675840	5H675840	WIRE HOOK 2	16	⊙	305H677390	5H677390	KEY 9	29
	305H675850	5H675850	PLATE ELECTRODE	16	⊙	305H677400	5H677400	KEY 10	29
	305H675861	5H675861	BLOCK 3	16	⊙	305H677410	5H677410	KEY 11	29
	305H675870	5H675870	SPRING	16	⊙	305H677420	5H677420	KEY 12	29
⊙	305H675880	5H675880	PLATE GRID	16	⊙	305H677430	5H677430	KEY 13	29
	305H675890	5H675890	COVER 3	17	⊙	305H677440	5H677440	KEY 14	29
	305H675900	5H675900	HOOK	16	⊙	305H677450	5H677450	KEY 15	29
	305H675910	5H675910	ELECTRODE PLATE 2	16	⊙	305H677460	5H677460	COVER 6	29
	305H675920	5H675920	PLATE ELECTRODE 3	17	⊙	305H677470	5H677470	VOLUME	29
	305H675930	5H675930	SHEET	17	⊙	305H677480	5H677480	LEVER 1	31
⊙	305H675950	5H675950	NOISE FILTER ASSY	11	⊙	305H677490	5H677490	LEVER 2	31
⊙	305H675960	5H675960	INLET ASSY	11	⊙	305H677500	5H677500	ACTUATOR	31
⊙	305H675980	5H675980	PW10570 PWB ASSY	32	⊙	305H677510	5H677510	ACTUATOR 2	31
⊙	305H675990	5H675990	HV-ZD ASSY	32	⊙	305H677580	5H677580	COVER 4(INCH)	31
⊙	305H676000	5H676000	PW5724B PWB ASSY	32	⊙	305H677591	5H677591	COVER 4(DIN)	31
	305H676070	5H676070	AC MAIN HARNESS 3	34	⊙	305H677610	5H677610	COVER 8	31
	305H676080	5H676080	HEAD CABLE	34	⊙	305H677630	5H677630	COVER 10	31
⊙	305H676090	5H676090	HV SOCKET ASSY	10	⊙	305H677671	5H677671	10 KEY	29
	305H676110	5H676110	RELAY LEAD	34		305H677680	5H677680	OPE. PANEL BASE	29
	305H676120	5H676120	STRIP SENSOR LEAD	34		305H677690	5H677690	BRACKET 3	29
	305H676130	5H676130	UPPER HARNESS	34		305H677700	5H677700	BRACKET 4	29
	305H676150	5H676150	BIAS LEAD 2	34		305H677710	5H677710	BRACKET 5	29
	305H676160	5H676160	BIAS LEAD 3	34	⊙	305H677720	5H677720	COVER 7	29
	305H676170	5H676170	BIAS LEAD 4	34		305H677730	5H677730	CONDUCTIVE SHEET	29
	305H676190	5H676190	DEVELOPER HARNESS	19		305H677740	5H677740	INSULATION SHEET	29
⊙	305H676270	5H676270	AC PAPER HARNESS	40		305H677750	5H677750	INSULATION SHEET 2	29
	305H676290	5H676290	IF CABLE	34		305H677760	5H677760	BRACKET 6	29
	305H676300	5H676300	LCD RELAY HARNESS	34		305H677770	5H677770	LABEL TONER LOADING	20
	305H676340	5H676340	AC PAPER HARNESS 2	41		305H677800	5H677800	CONTROLLER COLLAR	9
	305H676350	5H676350	HEAD SUPPLY HARNESS	34		305H677810	5H677810	CASE 5	9
	305H676370	5H676370	LAN TERMINAL CABLE	34		305H677820	5H677820	BRACKET 7	11

• Parts with "⊙" indicate regular maintenance parts.



	Part.No.	Alternative.	Description	Fig.No.		Part.No.	Alternative.	Description	Fig.No.
	305H677830	5H677830	BRACKET 8	11	⊙	305H678680	5H678680	DRIVER PWB B ASSY	32
	305H677880	5H677880	HOLDER 3	20		305H678700	5H678700	FLANGE	27,43
	305H677890	5H677890	COVER 2	20	⊙	305H678710	5H678710	36 GEAR	23
⊙	305H677900	5H677900	PW10870 PWB ASSY	32		305H678720	5H678720	SLIT PLATE	6
⊙	305H677910	5H677910	PW10871 PWB ASSY	32	⊙	305H678730	5H678730	COUPLING	6
⊙	305H677930	5H677930	PW10523C PWB ASSY	32		305H678740	5H678740	BUSH F8_16_5	19
	305H677940	5H677940	LCD POWER TRANSIT LEAD	34	⊙	305H678750	5H678750	CLUTCH	8,25
	305H677950	5H677950	LCD POWER LEAD	34		305H678760	5H678760	HANDLE	7
	305H677960	5H677960	PC DC LEAD	34	⊙	305H678780	5H678780	SENSOR	6,21,23,26,27 42
	305H677970	5H677970	KEY LEAD	34					
	305H677980	5H677980	DISPLAY CABLE	34	⊙	305H678790	5H678790	SENSOR	4,25,28
	305H677990	5H677990	USB CABLE	34	⊙	305H678820	5H678820	RESISTOR	40,41
	305H678010	5H678010	TONER MOTOR LEAD	20	⊙	305H678830	5H678830	THERMISTOR	22
⊙	305H678020	5H678020	LCD ASSY	32	⊙	305H678850	5H678850	THERMISTOR 3	22
	305H678030	5H678030	CONTROLLER PANEL	37	⊙	305H678860	5H678860	THERMOSTAT	40,41
	305H678040	5H678040	CONTROLLER PANEL 2	37	⊙	305H678870	5H678870	SWITCH	12
	305H678050	5H678050	CONTRPLLER COVER	37	⊙	305H678880	5H678880	SWITCH	40
	305H678060	5H678060	CONTROLLER HDD BRACKET	37	⊙	305H678890	5H678890	SWITCH	40
	305H678070	5H678070	COVER	37	⊙	305H678900	5H678900	SWITCH	12,15
	305H678080	5H678080	CONTROLLER BASE ASSY	37	⊙	305H678920	5H678920	SWITCH	11
⊙	305H678130	5H678130	BREAKER	11		305H678940	5H678940	FUSE HOLDER	11
	305H678150	5H678150	WASHER SPECIAL	23,24,31		305H678950	5H678950	FUSE HOLDER	11
	305H678170	5H678170	WASHER	18	⊙	305H678960	5H678960	FUSE	11
	305H678190	5H678190	MAGNET CATCH	31	⊙	305H678970	5H678970	BREAKER	11
⊙	305H678200	5H678200	NOIZE FILTER	11	⊙	305H678980	5H678980	RELAY	11
	305H678220	5H678220	HEIGHT ADJUSTER	16	⊙	305H679000	5H679000	CLUTCH	27,42
⊙	305H678230	5H678230	CORONA GUARD A	17	⊙	305H679010	5H679010	DC MOTOR	20
⊙	305H678240	5H678240	CORONA GUARD B	17	⊙	305H679020	5H679020	DC MOTOR	6
⊙	305H678250	5H678250	COLLAR	23		305H679060	5H679060	EMI CORE	26
⊙	305H678300	5H678300	GUIDE FUSER A	23		305H679070	5H679070	SPACER	7,11
	305H678320	5H678320	COLLAR C-FSR GEAR	5		305H679090	5H679090	CLAMP	19
	305H678330	5H678330	BUSH	5,7,8,10,23,25 26,27,42,43		305H679100	5H679100	CLAMP	19
⊙	305H678340	5H678340	BUSH	21		305H679140	5H679140	EDGE SADDLE	5,7,11,20,22 25,26,27,42
	305H678360	5H678360	TRANSPARENT COVER	31		305H679150	5H679150	BUSHING	5,7,12
	305H678370	5H678370	HEIGHT ADJUSTER	17		305H679160	5H679160	BUSHING	12,40,41
	305H678380	5H678380	HEIGHT ADJUSTER	17		305H679170	5H679170	SNAP BAND	12,40,41
⊙	305H678390	5H678390	GEAR 16T	19		305H679180	5H679180	SNAP BAND	3,4,5,7,11,12 20,21,25,42
	305H678410	5H678410	PC POWER CODE	34					
⊙	305H678441	5H678441	DC POWER SUPPLY	37		305H679200	5H679200	WIRE SADDLE	29
⊙	305H678452	5H678452	MOTHERBOARD (CHANGED BIOS)	37		305H679210	5H679210	WIRE SADDLE	3,4,6,7,12,22 27
⊙	305H678461	5H678461	PW10540 PWB ASSY	37					
⊙	305H678500	5H678500	GUIDE STRIP NAIL	23		305H679220	5H679220	WIRE SADDLE	3,12
	305H678520	5H678520	HOOK SPRING A	24		305H679240	5H679240	EDGE SADDLE	4,5,6,11,12,22 23
	305H678530	5H678530	HOOK SPRING B	24					
	305H678550	5H678550	ADJUSTER PLATE	23		305H679250	5H679250	COUNTER	30
	305H678590	5H678590	CAM	6		305H679290	5H679290	POWER CABLE	34
	305H678600	5H678600	ROLLER COUNTER	4	⊙	305H679300	5H679300	SENSOR	19
	305H678630	5H678630	NUT	19	⊙	305H679310	5H679310	DC POWER SUPPLY	32
⊙	305H678670	5H678670	ERASER PWB A ASSY	32	⊙	305H679320	5H679320	DC POWER SUPPLY	32

• Parts with "⊙" indicate regular maintenance parts.

	Part.No.	Alternative.	Description	Fig.No.		Part.No.	Alternative.	Description	Fig.No.
⊙	305H679330	5H679330	SOFT CARD CASE	38		305H680320	5H680320	WIRE SADDLE	29
	305H679340	5H679340	BIND.HEAD SCREW	12,26		305H680330	5H680330	BRACKET 10	29
	305H679350	5H679350	SLOTTED SET SCREW	17		305H680340	5H680340	CONDUCTIVE SHEET 2	29
	305H679370	5H679370	PAN HEAD SCREW, W/SW FW	18		305H680350	5H680350	GND LEAD	29
	305H679390	5H679390	PARALLEL PIN	6		305H680360	5H680360	GND LEAD 2	29
	305H679400	5H679400	PARALLEL PIN	6		305H680380	5H680380	CAUTION MAIN SW	31
	305H679410	5H679410	GRIP RING	10,25,42		305H680390	5H680390	DISPLAY TRANSIT CABLE	34
	305H679430	5H679430	BEARING (L-1680HHR)	27,43		305H680400	5H680400	USB-PS2 CABLE	34
	305H679440	5H679440	BEARING (6901LLUNR/2A)	18	⊙	305H680430	5H680430	RETAINER 5	37
	305H679460	5H679460	BEARING (L-1680HHR)	4,8,10,28,44		305H680500	5H680500	SCRAPER	39
⊙	305H679470	5H679470	BEARING (6002ZZNR)	23		305H680550	5H680550	PAN HEAD SCREW	37
⊙	305H679480	5H679480	BUSH	6		305H680740	5H680740	SEAL 7	19
	305H679490	5H679490	PARALLEL KEY	8		305H680770	5H680770	PCB BRACKET	12
	305H679500	5H679500	WASHER	8,10,18,19,23		305H680780	5H680780	PCB BRACKET 2	12
				43		305H680830	5H680830	CONDUCTIVE SHEET 3	29
	305H679510	5H679510	WASHER	18	⊙	305H680840	5H680840	PW10810 PCB ASSY	32
	305H679540	5H679540	COLLAR (AC)	40		305H680990	5H680990	HIMELON	12
	305H679550	5H679550	COLLAR(DC)	12		305H681130	5H681130	SEAL 22	9
	305H679560	5H679560	PWB BRACKET	7,11,12		305H681170	5H681170	PLATE 2	26
	305H679580	5H679580	HOOK	20	⊙	305H681430	5H681430	DC BLOWER(D12F-24BL 05)	9
	305H679590	5H679590	LEVER B	20		305H681620	5H681620	COVER 3 ASSY	31
	305H679600	5H679600	HOOK	20		305H685030	5H685030	FLAT WASHER	5,11,18,31
	305H679610	5H679610	GUIDE	20		305H685050	5H685050	FLAT WASHER	12,19
⊙	305H679620	5H679620	JOINT R	20		305H685060	5H685060	OUTER TOOTHED LOCK WASHER	11,40
	305H679630	5H679630	PLATE	20		305H685080	5H685080	RETAINING RING-E	4,31
	305H679640	5H679640	GUIDE PIN B	20		305H685090	5H685090	RETAINING RING-E	12,26
	305H679650	5H679650	SHAFT LEVER	20		305H685100	5H685100	RETAINING RING-E	9,18,19,20,21
	305H679660	5H679660	LEVER A	20					22
	305H679670	5H679670	STAY	20		305H685120	5H685120	RETAINING RING-E	5,6,7,8,10,12
	305H679680	5H679680	SPRING E	20					18,19,22,23,25
	305H679690	5H679690	SPRING F	20					26,27,28,42,43
	305H679700	5H679700	SPRING G	20					44
	305H679730	5H679730	RS SERIAL SIGNAL CABLE 1A	34		305H685130	5H685130	RETAINING RING-E	6
	305H679780	5H679780	HEATER LAMP HOLDER	22		305H685140	5H685140	RETAINING RING-E	18
⊙	305H679800	5H679800	20T SPUR GEAR (6)	21		305H685150	5H685150	RETAINING RING-C,S	23
⊙	305H679840	5H679840	SPUR GEAR 30T (8)	8,22		305H685160	5H685160	PARALLEL PIN	21
⊙	305H679850	5H679850	SPUR GEAR 24T (8)	8,27,42,43		305H685170	5H685170	PARALLEL PIN	5,8,23,25,27
⊙	305H679860	5H679860	CLUTCH BRAKE ASSY	10					42,43
	305H679920	5H679920	DEVELOPER HANDLE	38		305H685181	5H685181	PARALLEL PIN	18
⊙	305H679980	5H679980	DC FAN ASSY	3,9		305H685190	5H685190	PARALLEL PIN	19
	305H680070	5H680070	BRACKET 34	4		305H685220	5H685220	PARALLEL PIN	18
	305H680080	5H680080	BRACKET 35	4		305H685230	5H685230	FLUSH HEAD SCREW	11,31
	305H680090	5H680090	BRACKET 36	4		305H685240	5H685240	FLUSH HEAD SCREW	31
	305H680100	5H680100	BRACKET 37	4		305H685250	5H685250	FLUSH HEAD SCREW	16
⊙	305H680150	5H680150	BLOCK	16		305H685260	5H685260	FLUSH HEAD SCREW	16
⊙	305H680160	5H680160	BLOCK 2	16					
	305H680170	5H680170	BLOCK 4	17		305H685310	5H685310	BIND.HEAD SCREW	3,4,5,6,7,9,10
	305H680180	5H680180	BLOCK 5	17					11,12,16,17,19
	305H680250	5H680250	ROLLER	24					20,22,23,24,26
	305H680270	5H680270	GRIP RING	24					28,29,31,37,38
									43,44

• Parts with "⊙" indicate regular maintenance parts.

	Part.No.	Alternative.	Description	Fig.No.		Part.No.	Alternative.	Description	Fig.No.
	305H685320	5H685320	BIND.HEAD SCREW	12,22,40		305JG70120	5JG70120	BAND SET	39
	305H685330	5H685330	BIND.HEAD SCREW	4,12,25,28	⊙	305JG70130	5JG70130	CAP SET	39
	305H685340	5H685340	BIND.HEAD SCREW	3,4,5,6,7,8,9	⊙	305JG70140	5JG70140	BRUSH DISCHARGE SET	39
				10,11,12,18,19	⊙	305JG70150	5JG70150	NAIL STRIPPING SET	39
				20,21,22,23,24	⊙	305JG70160	5JG70160	SPACER SET	39
				25,26,27,28,29		305JG70170	5JG70170	BRACKET 3 ASSY	9
				31,38,40,41,42		305JG70180	5JG70180	BRACKET 17 ASSY	12
				43,44		305JG70190	5JG70190	BRACKET 9 ASSY	9
	305H685350	5H685350	BIND.HEAD SCREW	6,12,18,19,20		305JG70220	5JG70220	COVER 9 ASSY	28
				28,29,44		305JG70230	5JG70230	BRACKET 45 ASSY	27,43
	305H685360	5H685360	BIND.HEAD SCREW	7,8,19,20		305JG70240	5JG70240	PLATE 8 ASSY	26
	305H685370	5H685370	BIND.HEAD SCREW	5,19	⊙	305JG70250	5JG70250	ROLL PAPER PICK UP B ASSY	25
	305H685380	5H685380	BIND.HEAD SCREW	9		305JG70260	5JG70260	PLATE 22 ASSY	26
	305H685390	5H685390	BIND.HEAD SCREW	3,5,7,12		305JG70270	5JG70270	ENCODER 2 ASSY	26
	305H685410	5H685410	BIND.HEAD SCREW	17		305JG70280	5JG70280	ENCODER 4 ASSY	27,42
	305H685420	5H685420	BIND.HEAD SCREW	11,40	⊙	305JG70290	5JG70290	ROLL PAPER BRAKE ASSY	27,42
	305H685430	5H685430	PAN HEAD SCREW, W/SW	11		305JG70310	5JG70310	BRACKET 5 ASSY	43
	305H685440	5H685440	PAN HEAD SCREW,W/SW	19		305JG70320	5JG70320	BRACKET 9 ASSY	43
	305H685450	5H685450	BIND.HEAD SCREW,W/OTW	7,8,9,10,11,12	⊙	305JG70330	5JG70330	ROLL PAPER PICK UP ASSY 2	42
				23,29,31,37,40		305JG70340	5JG70340	COVER 3 ASSY	44
				41		305JG70390	5JG70390	PLATE ASSY	8
	305H685490	5H685490	PAN HEAD SCREW,W/SW FW	6,12,20,40		305JG70400	5JG70400	PLATE 9 ASSY	8
	305H685500	5H685500	PAN HEAD SCREW,W/SW FW	3,9	⊙	305JG70410	5JG70410	BRACKET 2 ASSY	21
	305H685510	5H685510	PAN HEAD SCREW, W/SW FW	10		305JG70440	5JG70440	SIDE FRAME 3 ASSY	22
	305H685540	5H685540	BIND.HEAD TAPPING SCREW	26		305JG70450	5JG70450	SIDE FRAME 4 ASSY	22
	305H685550	5H685550	BIND.HEAD TAPPING SCREW	30		305JG70460	5JG70460	ARM 3 ASSY	23
	305H685560	5H685560	BIND.HEAD TAPPING SCREW	30		305JG70470	5JG70470	ARM 4 ASSY	23
	305H685570	5H685570	BIND.HEAD TAPPING SCREW	5,6,29	⊙	305JG70480	5JG70480	FUSER ASSY (120V)	1
	305H685580	5H685580	BIND.HEAD TAPPING SCREW	31		305JG70490	5JG70490	BRACKET 6 ASSY	18
	305H685600	5H685600	BIND.HEAD TAPPING SCREW	30,31		305JG70500	5JG70500	BRACKET 7 ASSY	18
	305H685610	5H685610	BIND.HEAD TAPPING SCREW	29,31		305JG70510	5JG70510	BRACKET 10 ASSY	18
	305H685620	5H685620	BIND.HEAD TAPPING SCREW	31		305JG70520	5JG70520	BRACKET 17 ASSY	19
	305H685630	5H685630	SET SCREW	16		305JG70530	5JG70530	SEAL L ASSY	18
	305H685640	5H685640	CRS.HEX.HEAD BOLT	23		305JG70540	5JG70540	SEAL R ASSY	18
	305H685650	5H685650	CRS.HEX.HEAD BOLT,W/SW	9	⊙	305JG70570	5JG70570	GEAR 29T-34T ASSY	18
	305H685660	5H685660	CAP SCREW	4,8	⊙	305JG70580	5JG70580	GEAR HELICAL 22T ASSY	18
	305H685690	5H685690	SET SCREW,W.POINT	4,8,10,27,42	⊙	305JG70590	5JG70590	DEVELOPER MAIN ASSY	2
	305H685710	5H685710	BIND.HEAD TAPPING SCREW	29	⊙	305JG70620	5JG70620	PW11620 PCB ASSY	32
	305H685720	5H685720	HEX.NUT	19	⊙	305JG70630	5JG70630	LED HEAD ASSY	2
	305H685730	5H685730	PARALLEL PIN	18		305JG70640	5JG70640	PRESS ASSY 1	14
	305H685850	5H685850	LABEL FINGER	31		305JG70650	5JG70650	PRESS ASSY 2	14
	305H685860	5H685860	LABEL FINGER 2	31		305JG70660	5JG70660	PRESS ASSY 3	14
	305H685870	5H685870	WASHER	18	⊙	305JG70670	5JG70670	HOPPER ASSY	2
	305H686010	5H686010	BIND.HEAD TAPPING SCREW	31	⊙	305JG70690	5JG70690	PW10872 PCB B ASSY	32
⊙	305JG70010	5JG70010	DV-960 DEVELOPER MAINTENANCE KIT A	39		305JG70710	5JG70710	SIDE FRAME ASSY	21
⊙	305JG70020	5JG70020	FK-960 FUSER MAINTENANCE KIT	39	⊙	305JG70720	5JG70720	HV SOCKET ASSY	7
⊙	305JG70030	5JG70030	MC-960 CORONA WIRE KIT	39	⊙	305JG70730	5JG70730	FUSER ASSY (230V)	1
⊙	305JG70040	5JG70040	SK-960 FILTER KIT	39		305JG70740	5JG70740	PULLEY BRACKET ASSY	27,43
⊙	305JG70050	5JG70050	DEVELOPER SEAL SET	39		305JG70750	5JG70750	1ROLL DEHUMIDIFY KIT 120V	40
⊙	305JG70110	5JG70110	NAIL LOWER SET	39		305JG70760	5JG70760	2ROLL DEHUMIDIFY KIT 120V	41

• Parts with "⊙" indicate regular maintenance parts.

	Part.No.	Alternative.	Description	Fig.No.		Part.No.	Alternative.	Description	Fig.No.
	305JG70770	5JG70770	BRACKET 21 ASSY	40		305JG71540	5JG71540	BRACKET 7	23
	305JG70780	5JG70780	BRACKET 20 ASSY	40		305JG71550	5JG71550	BRACKET 8	23
	305JG70790	5JG70790	GEAR BRACKET 2 ASSY	43		305JG71560	5JG71560	BRACKET 11	9
	305JG70800	5JG70800	ROLL PAPER DECK ASSY 1	1		305JG71570	5JG71570	BRACKET 12	12
	305JG70810	5JG70810	GEAR BRACKET ASSY	43		305JG71580	5JG71580	BRACKET 13	12
⊙	305JG71010	5JG71010	FEEDING ROLLER	24		305JG71590	5JG71590	BRACKET 15	12
⊙	305JG71020	5JG71020	MEMORY MODULE	37		305JG71600	5JG71600	BRACKET CONNECTOR	12
⊙	305JG71030	5JG71030	CPU CELERON 440	37		305JG71610	5JG71610	BRACKET 16	12
⊙	305JG71040	5JG71040	CPU COOLER	37		305JG71620	5JG71620	PLATE	12
⊙	305JG71050	5JG71050	HDD KM4800W US	37		305JG71630	5JG71630	SPRING	12
	305JG71060	5JG71060	SPACER	24		305JG71640	5JG71640	COLLER	12
⊙	305JG71080	5JG71080	TONER DENSITY SENSOR	3		305JG71650	5JG71650	PIN 2	12
⊙	305JG71090	5JG71090	SWITCH	11,12	⊙	305JG71660	5JG71660	RESIST ROLLER	10
⊙	305JG71100	5JG71100	THERMOSTAT	22		305JG71670	5JG71670	COLLAR 2	12,40
⊙	305JG71110	5JG71110	SOLID STATE RELAY	11		305JG71680	5JG71680	BRACKET 18	11
	305JG71120	5JG71120	POWER CABLE	34		305JG71700	5JG71700	COVER 9	12
	305JG71130	5JG71130	RETAINING RING-C	23		305JG71710	5JG71710	SPRING 3	12,40
	305JG71140	5JG71140	BEARING (608ZZ/L353)	8		305JG71720	5JG71720	SHEET	10
	305JG71150	5JG71150	BEARING	28,44		305JG71730	5JG71730	PLATE SPRING	10
	305JG71160	5JG71160	BEARING (608ZZNRSD03)	4,8	⊙	305JG71760	5JG71760	BELT (60S3M633)	27
	305JG71170	5JG71170	COLLAR	23		305JG71770	5JG71770	BRACKET 8	25
	305JG71180	5JG71180	GUIDE FUSER S	23		305JG71780	5JG71780	COVER 3	28
	305JG71190	5JG71190	COUNTER ROLLER	18		305JG71790	5JG71790	COVER 4	28
	305JG71250	5JG71250	BRACKET 19	19	⊙	305JG71800	5JG71800	16T GEAR	28,44
	305JG71260	5JG71260	SPRING LEAF 6	19		305JG71810	5JG71810	RACK	28,44
	305JG71270	5JG71270	SPRING 4	24		305JG71820	5JG71820	BRACKET 16	25
	305JG71280	5JG71280	HARNES 30	36		305JG71830	5JG71830	BRACKET 20	25
	305JG71290	5JG71290	CAUTION LABEL	24		305JG71840	5JG71840	BRACKET 21	25
	305JG71300	5JG71300	BRACKET SWITCH	11		305JG71850	5JG71850	COVER 10	28
	305JG71310	5JG71310	USB CABLE AA	34		305JG71860	5JG71860	SPACER 3	28,44
	305JG71320	5JG71320	PLATE 5	12	⊙	305JG71870	5JG71870	20T GEAR	28,44
	305JG71330	5JG71330	PLATE 6	12		305JG71880	5JG71880	BRACKET 24	27,42
	305JG71340	5JG71340	PIN 2	12		305JG71890	5JG71890	PIN 20	27,42
	305JG71350	5JG71350	BRACKET 27	11		305JG71900	5JG71900	BRACKET 25	27,42
	305JG71360	5JG71360	SPRING 5	11		305JG71910	5JG71910	BRACKET 26	26
	305JG71370	5JG71370	COLLER 2	12		305JG71920	5JG71920	BRACKET 27	26
⊙	305JG71380	5JG71380	GUIDE 5	38		305JG71930	5JG71930	BRACKET 28	26
⊙	305JG71390	5JG71390	GUIDE 6	38		305JG71940	5JG71940	BRACKET 29	26
	305JG71410	5JG71410	COVER 6	31		305JG71950	5JG71950	SPRING LEAF	26
	305JG71420	5JG71420	COVER 7	31		305JG71960	5JG71960	BRACKET 30	28
	305JG71430	5JG71430	COVER 8	31		305JG71970	5JG71970	BRACKET 32	27
	305JG71440	5JG71440	LABEL ROLL PAPER LOADING 1	26		305JG71980	5JG71980	BRACKET 33	27
	305JG71460	5JG71460	POSITION LABEL	28,44		305JG71990	5JG71990	PIN 26	25,42
	305JG71470	5JG71470	LABEL SIZE	28,44		305JG72000	5JG72000	COUNTER ROLLER	28,44
	305JG71480	5JG71480	BRACKET	12		305JG72010	5JG72010	SPRING 6	26
	305JG71490	5JG71490	BRACKET 2	12		305JG72030	5JG72030	COVER 14	26
	305JG71500	5JG71500	SPACER	23		305JG72040	5JG72040	SPACER 5	28,44
	305JG71510	5JG71510	GUIDE	9		305JG72050	5JG72050	SPACER 6	28,44
	305JG71520	5JG71520	GUIDE 2	9		305JG72060	5JG72060	FALNGE	28,44
	305JG71530	5JG71530	BRACKET 6	10		305JG72080	5JG72080	CASE	40

• Parts with "⊙" indicate regular maintenance parts.

	Part.No.	Alternative.	Description	Fig.No.		Part.No.	Alternative.	Description	Fig.No.
	305JG72090	5JG72090	HOLDER	25,44	⊙	305JG72640	5JG72640	BELT (90S3M756)	8
	305JG72100	5JG72100	SPRING 7	25,44		305JG72650	5JG72650	SHAFT 6	8
	305JG72110	5JG72110	BRACKET 43	25,44		305JG72660	5JG72660	SHAFT 7	8
	305JG72120	5JG72120	HANDLE 3	26		305JG72670	5JG72670	SHAFT 8	8
	305JG72130	5JG72130	SPRING 10	26		305JG72680	5JG72680	PLATE 10	8
	305JG72140	5JG72140	SHAFT 4	26	⊙	305JG72690	5JG72690	BELT (90S3M576)	8
	305JG72150	5JG72150	COUNTER ROLLER	26	⊙	305JG72700	5JG72700	GEAR 4	8
	305JG72160	5JG72160	BRACKET 46	26		305JG72710	5JG72710	PULLEY 8	8
	305JG72170	5JG72170	SPRING LEAF 4	26		305JG72720	5JG72720	BRACKET 7	8
	305JG72180	5JG72180	COLLAR 3	28,44		305JG72730	5JG72730	PULLEY 9	8
⊙	305JG72190	5JG72190	15T GEAR	28,44		305JG72740	5JG72740	BRACKET 8	8
⊙	305JG72200	5JG72200	10-22T GEAR	28,44		305JG72750	5JG72750	SHAFT 10	8
⊙	305JG72210	5JG72210	11T GEAR	28,44	⊙	305JG72760	5JG72760	GEAR HELICAL 23T	5
⊙	305JG72220	5JG72220	40T ONEWAY GEAR	27,42	⊙	305JG72770	5JG72770	PULLEY GEAR	5
	305JG72230	5JG72230	COVER 22	26		305JG72780	5JG72780	SPRING	5
⊙	305JG72240	5JG72240	40T GEAR	27,42		305JG72790	5JG72790	GUIDE PLATE	21
⊙	305JG72250	5JG72250	24T GEAR	27,42,43		305JG72800	5JG72800	SHAFT 3	21
⊙	305JG72260	5JG72260	30T GEAR	42,43	⊙	305JG72810	5JG72810	BELT	21
	305JG72270	5JG72270	SPRING 11	43		305JG72840	5JG72840	BRACKET	3
	305JG72280	5JG72280	HANDLE	28,44		305JG72850	5JG72850	BRACKET 2	3
	305JG72290	5JG72290	HANDLE 2	28,44		305JG72860	5JG72860	BLOCK	5
	305JG72300	5JG72300	BRACKET 47	28		305JG72870	5JG72870	BLOCK 2	5
	305JG72310	5JG72310	SHEET	28,44		305JG72880	5JG72880	PLATE 2	4
	305JG72320	5JG72320	SPRING 12	27		305JG72890	5JG72890	BRACKET 8	3
	305JG72340	5JG72340	LOCK SHAFT RECEIVER	12,26		305JG72900	5JG72900	BRACKET 10	3
	305JG72380	5JG72380	BRACKET 2	43		305JG72910	5JG72910	SHAFT 4	4
	305JG72390	5JG72390	COVER 2	44	⊙	305JG72920	5JG72920	GEAR HELICAL 20T	4
⊙	305JG72400	5JG72400	KNOB (24T GEAR)	42	⊙	305JG72930	5JG72930	GEAR HELICAL 34T	4
	305JG72410	5JG72410	SHAFT	42		305JG72940	5JG72940	GUIDE	3
⊙	305JG72430	5JG72430	BELT (40S3M453)	43		305JG72950	5JG72950	PLATE ELECTRODE	5
	305JG72440	5JG72440	COVER 6	44	⊙	305JG72960	5JG72960	ROLLER CLEANING	5
	305JG72450	5JG72450	BRACKET 8	43		305JG72970	5JG72970	SHEET	3
	305JG72460	5JG72460	BRACKET 10	42		305JG72980	5JG72980	PLATE 2	5
⊙	305JG72470	5JG72470	ROLLER PAPER FEED	43		305JG72990	5JG72990	SHAFT 5	4
	305JG72480	5JG72480	COVER 8	44		305JG73000	5JG73000	SHAFT 6	4
	305JG72490	5JG72490	BRACKET 11	44	⊙	305JG73010	5JG73010	BUSH	39
	305JG72500	5JG72500	SHAFT	8		305JG73030	5JG73030	BEAM	22
	305JG72510	5JG72510	SHAFT 2	8		305JG73040	5JG73040	BRACKET 12	23
	305JG72520	5JG72520	BRACKET	8		305JG73050	5JG73050	HOLDER	22
	305JG72530	5JG72530	BRACKET 2	8		305JG73060	5JG73060	BEARING HOLDER	22
	305JG72540	5JG72540	PLATE 2	8		305JG73070	5JG73070	BRACKET	22
	305JG72550	5JG72550	FLANGE 3	8		305JG73080	5JG73080	BRACKET 2	23
⊙	305JG72560	5JG72560	GEAR 2	8		305JG73090	5JG73090	BRACKET 3	23
⊙	305JG72570	5JG72570	GEAR 3	8		305JG73100	5JG73100	LAMP HOLDER	22
⊙	305JG72580	5JG72580	GEAR 30T	8,22		305JG73110	5JG73110	LAMP HOLDER 2	22
⊙	305JG72590	5JG72590	GEAR 36T	8		305JG73120	5JG73120	ROLLER 2	22
	305JG72600	5JG72600	PULLEY 3	8		305JG73130	5JG73130	BRACKET 4	22
	305JG72610	5JG72610	PULLEY 4	8		305JG73140	5JG73140	BRACKET 5	22
	305JG72620	5JG72620	PULLEY 7	8		305JG73150	5JG73150	COLLAR	22
⊙	305JG72630	5JG72630	BELT (90S3M699)	8		305JG73160	5JG73160	BRACKET 6	22

• Parts with "⊙" indicate regular maintenance parts.

	Part.No.	Alternative.	Description	Fig.No.		Part.No.	Alternative.	Description	Fig.No.
	305JG73170	5JG73170	BRACKET 7	22		305JG73740	5JG73740	SPRING	24
	305JG73180	5JG73180	BRACKET 10	22		305JG73750	5JG73750	HOOK	24
	305JG73190	5JG73190	SPRING	23		305JG73760	5JG73760	GUIDE 3	24
	305JG73200	5JG73200	STOPPER	22		305JG73770	5JG73770	GUIDE 4	24
	305JG73210	5JG73210	PIN 8	23		305JG73780	5JG73780	HOLDER 3	24
	305JG73220	5JG73220	ARM	23		305JG73790	5JG73790	HOLDER 4	24
	305JG73230	5JG73230	ARM 2	23		305JG73800	5JG73800	DC MAIN HARNESS	34
	305JG73240	5JG73240	GUIDE PLATE	23		305JG73810	5JG73810	SSR LEAD	34
	305JG73250	5JG73250	BRACKET 11	23		305JG73820	5JG73820	HEATER HARNESS	22
	305JG73260	5JG73260	COLLER 6	23		305JG73830	5JG73830	EXIT SENSOR HARNESS	22
⊙	305JG73270	5JG73270	ROLLER FUSING	39		305JG73840	5JG73840	DC PAPER TERMINAL HARNESS	34
⊙	305JG73280	5JG73280	ROLLER PRESSURE	23		305JG73850	5JG73850	DC PAPER HARNESS	34
	305JG73290	5JG73290	COVER	22		305JG73860	5JG73860	PAPER SENSOR LEAD	25,34
	305JG73300	5JG73300	COVER 2	23		305JG73870	5JG73870	PAPER SENSOR LEAD 2	25,34
⊙	305JG73310	5JG73310	GEAR 60T	22		305JG73880	5JG73880	BIAS LEAD 5	34
	305JG73320	5JG73320	GUIDE FUSER C	23		305JG73890	5JG73890	FAN LEAD	34
	305JG73330	5JG73330	PIN 11	22		305JG73910	5JG73910	EXIT SENSOR TRANSIT LEAD	23
⊙	305JG73340	5JG73340	EXIT ROLLER	23		305JG73920	5JG73920	ROLL 1 HARNESS	34
	305JG73350	5JG73350	COVER 3	22		305JG73930	5JG73930	ROLL 2 HARNESS	45
	305JG73360	5JG73360	BRACKET 23	22,23		305JG73940	5JG73940	EARTH LEAD 6	7,34
	305JG73370	5JG73370	BRACKET 24	22		305JG73950	5JG73950	HV POWER SUPPLY	32
	305JG73380	5JG73380	BRACKET 9	18	⊙	305JG73960	5JG73960	DC MOTOR	8
	305JG73390	5JG73390	BRACKET 12	19	⊙	305JG73970	5JG73970	DC MOTOR	8
	305JG73400	5JG73400	SEPARATOR	19	⊙	305JG73980	5JG73980	CLUTCH	25,42
	305JG73440	5JG73440	SEAL 9	19	⊙	305JG73990	5JG73990	LAMP	22
	305JG73450	5JG73450	SPRING LEAF 3	19	⊙	305JG74000	5JG74000	LAMP	22
	305JG73460	5JG73460	SPRING LEAF 4	19	⊙	305JG74010	5JG74010	SVC MAIN BD K	33
	305JG73470	5JG73470	SPRING LEAF 7	19	⊙	305JG74020	5JG74020	SVC CIS BD	33
⊙	305JG73480	5JG73480	GEAR HELICAL 25T	18	⊙	305JG74030	5JG74030	SVC PWR BD	33
⊙	305JG73490	5JG73490	GEAR HELICAL 30T	18		305JG74040	5JG74040	HARNESS 0	36
⊙	305JG73500	5JG73500	GEAR HELICAL 30T	18		305JG74050	5JG74050	HARNESS 1	36
⊙	305JG73510	5JG73510	GEAR 16T-34T	18		305JG74060	5JG74060	HARNESS 2	36
⊙	305JG73520	5JG73520	GEAR 21T-34T	18		305JG74070	5JG74070	HARNESS 3	36
⊙	305JG73530	5JG73530	GEAR 15T	18		305JG74080	5JG74080	HARNESS 4	35
	305JG73540	5JG73540	REINFORCEMENT 1	19		305JG74100	5JG74100	HARNESS 6	36
	305JG73550	5JG73550	REINFORCEMENT 2	19		305JG74110	5JG74110	HARNESS 7	36
	305JG73570	5JG73570	SCREW A	19		305JG74120	5JG74120	HARNESS 8	36
⊙	305JG73580	5JG73580	BRADE ROLLER	39		305JG74130	5JG74130	HARNESS 9	36
	305JG73590	5JG73590	SEAL 17	18		305JG74140	5JG74140	HARNESS 10	36
	305JG73600	5JG73600	SEAL 18	18		305JG74150	5JG74150	HARNESS 11	35
	305JG73610	5JG73610	SHEET 6	18		305JG74160	5JG74160	HARNESS 13	35
	305JG73620	5JG73620	PLATE CARTRIDGE POSITION	20		305JG74170	5JG74170	HARNESS 14	35
	305JG73630	5JG73630	FILTER	20		305JG74180	5JG74180	HARNESS 15	35
⊙	305JG73640	5JG73640	ROLLER SUPPLY	18		305JG74190	5JG74190	HARNESS 17	35
	305JG73650	5JG73650	FILTER COVER	20		305JG74200	5JG74200	HARNESS 18	36
	305JG73690	5JG73690	SEAL 24	19	⊙	305JG74240	5JG74240	COVER SENSOR	15
⊙	305JG73700	5JG73700	ROLLER DEVELOPER (UV)	39		305JG74250	5JG74250	USB CABLE 2.9	35
	305JG73710	5JG73710	BEAM 3	24	⊙	305JG74260	5JG74260	MOTOR ASSY	15
	305JG73720	5JG73720	HOLDER	24	⊙	305JG74290	5JG74290	FEED ROLLER F	14
	305JG73730	5JG73730	HOLDER 2	24	⊙	305JG74300	5JG74300	FEED ROLLER R	14

• Parts with "⊙" indicate regular maintenance parts.

	Part.No.	Alternative.	Description	Fig.No.
⊙	305JG74310	5JG74310	TIMING BELT	14
	305JG74340	5JG74340	SHEET GUIDE RK	13
	305JG74350	5JG74350	SHEET GUIDE J	13
⊙	305JG74360	5JG74360	SCAN GLASS ASSY	14
⊙	305JG74370	5JG74370	PINCH ROLLER ASSY	14
	305JG74380	5JG74380	STAY ASSY	14
⊙	305JG74420	5JG74420	CIS SENSOR D	13
	305JG74550	5JG74550	SHADING SHEET	38
	305JG74560	5JG74560	STITCH ADJUSTMENT CHART	13
	305JG74570	5JG74570	HARNESS 19	36
	305JG74580	5JG74580	HARNESS 20	36
	305JG74590	5JG74590	P1 SHT GUIDE L2	13
⊙	305JG74600	5JG74600	X3 DOC ROLL ASSY	13
	305JG74610	5JG74610	P4 GUARD DOC S	13
	305JG74620	5JG74620	P4 GUARD DOC M	13
	305JG74630	5JG74630	P4 GUARD DOC L	13
	305JG74640	5JG74640	P4 GUARD DOC C	13
	305JG74650	5JG74650	P4 GUARD DOC 55	13
	305JG74660	5JG74660	P4 GUARD DOC 55S	13
⊙	305JG74670	5JG74670	TRAY	38
⊙	305JG74690	5JG74690	COVER 12	31
⊙	305JG74700	5JG74700	COVER 2	31
⊙	305JG74710	5JG74710	COVER 3	31
⊙	305JG74720	5JG74720	COVER 1	31
⊙	305JG74730	5JG74730	COVER 7	31
	305JG74740	5JG74740	TRAY	31
⊙	305JG74750	5JG74750	COVER 14	31
	305JG74760	5JG74760	BUTTON 2	31
⊙	305JG74770	5JG74770	SUB UI PANEL	30
⊙	305JG74780	5JG74780	COVER	31
⊙	305JG74790	5JG74790	CAP	30
⊙	305JG74800	5JG74800	COVER 6	31
⊙	305JG74810	5JG74810	COVER 11	31
⊙	305JG74820	5JG74820	TRAY 2 (INCH)	31
⊙	305JG74830	5JG74830	COVER 9	31
⊙	305JG74840	5JG74840	LABEL SCANNER	31
⊙	305JG74850	5JG74850	COVER 4	31
	305JG74860	5JG74860	FRAME 4	20
	305JG74870	5JG74870	AC MAIN HARNESS	34
	305JG74880	5JG74880	PC FAN LEAD	34
	305JG74890	5JG74890	SCREW B	19
	305JG74900	5JG74900	SHEET 5	18
	305JG74910	5JG74910	SPRING	9
	305JG74920	5JG74920	PIN 2	9
	305JG74930	5JG74930	BRACKET 9	9
	305JG74940	5JG74940	BRACKET 10	9
⊙	305JG74950	5JG74950	SOLID STATE RELAY	11
	305JG74960	5JG74960	COVER 11	12
	305JG74970	5JG74970	SHEET GUIDE L1	13
	305JG74980	5JG74980	SHAFT 2	21

	Part.No.	Alternative.	Description	Fig.No.
⊙	305JG74990	5JG74990	LAMP	22
⊙	305JG75000	5JG75000	LAMP	22
	305JG75010	5JG75010	HOOK	28,44
	305JG75020	5JG75020	SLEEVE	28,44
	305JG75030	5JG75030	SPRING 2	28,44
	305JG75040	5JG75040	CAP	28,44
	305JG75050	5JG75050	HOOK 2	28,44
	305JG75060	5JG75060	TRAY 2(DIN)	31
	305JG75070	5JG75070	PW5724B LEAD	34
	305JG75080	5JG75080	AC MAIN HARNESS 2	34
⊙	305JG75090	5JG75090	HDD KM4800W EU	37
⊙	305JG75100	5JG75100	USB KM4800W SERVICE	37
	305JG75110	5JG75110	SHEET 2	38
	305JG75120	5JG75120	PLATE 5 ASSY	38
	305JG75130	5JG75130	DEHUMIDIFY LABEL	40
	305JG75140	5JG75140	BUSHING	40,41
	305JG75150	5JG75150	BRACKET CONNECTOR 2	40
	305JG75160	5JG75160	AC PAPER TERMINAL HARNESS	40
	305JG75170	5JG75170	H/L LABEL	40
	305JG75180	5JG75180	COVER	40
	305JG75190	5JG75190	COVER 2	40
	305JG75200	5JG75200	COVER 3	40
	305JG75210	5JG75210	SEAL	40
	305JG75220	5JG75220	SEAL 2	40
	305JG75230	5JG75230	CASE	41
	305JG75240	5JG75240	LABEL ROLL PAPER LOADING 2	43
	305JG75250	5JG75250	SEAL 10	18
	305JG75260	5JG75260	BRACKET 15	18
	305JG75270	5JG75270	BRACKET 8 ASSY	18
	305JG75280	5JG75280	SPRING LEAF 2	18
⊙	305JG75290	5JG75290	GEAR HELICAL 28T ASSY	18
	305JG75300	5JG75300	SEAL 5	18
	305JG75310	5JG75310	SEAL 6	19
	305JG75320	5JG75320	SEAL 8	19
	305JG75330	5JG75330	PIN 3	19
	305JG75340	5JG75340	BRACKET 11	19
	305JG75350	5JG75350	DECK LABEL 1	26
	305JG75360	5JG75360	DECK LABEL 2	43
	305JG80040	5JG80040	RETAINING RING-E	4,31
	305JG80050	5JG80050	RETAINING RING-E	18
	305JG80060	5JG80060	RETAINING RING-C	18
	305JG80070	5JG80070	FLUSH HEAD SCREW	19
	305JG80100	5JG80100	BIND.HEAD SCREW	19
	305JG80130	5JG80130	BIND.HEAD SCREW, W/OTW	5
	305JG80140	5JG80140	BIND.HEAD TAPPING SCREW	31
	305JG80160	5JG80160	CRS HEX HEAD BOLT W/SW FW	12
	305JG80180	5JG80180	BAND	25
	305JG80200	5JG80200	WIRE SADDLE	22
	305JG80240	5JG80240	KL CLIP	10,23,26
	305JG80250	5JG80250	RETAINING RING-C	4,8

• Parts with "⊙" indicate regular maintenance parts.

Part.No.	Alternative.	Description	Fig.No.
305JG80260	5JG80260	WASHER	18
305JG80270	5JG80270	WASHER	4,8,23,43
305JG80280	5JG80280	WASHER	18
305JG80310	5JG80310	KL CLIP	12
305JG80320	5JG80320	THRUST WASHER	18
305JG80330	5JG80330	FLAT WASHER	23
305JG80340	5JG80340	BIND.HEAD TAPPING SCREW	28,44
305JG80350	5JG80350	HEX.NUT	19

• Parts with "⊙" indicate regular maintenance parts.



## KYOCERA MITA EUROPE B.V.

Hoeksteen 40, 2132 MS Hoofddorp,  
The Netherlands  
Phone: +31.20.654.0000  
Home page: <http://www.kyoceramita-europe.com>  
Email: [info@kyoceramita-europe.com](mailto:info@kyoceramita-europe.com)

KYOCERA MITA NEDERLAND B.V.  
Beechavenue 25, 1119RA Schiphol-Rijk  
The Netherlands  
Phone: +31.20.58.77.200

KYOCERA MITA (UK) LTD  
8 Beacontree Plaza  
Gillette Way Reading Berks RG2 0BS,  
U.K.  
Phone: +44.1189.311.500

KYOCERA MITA ITALIA S.p.A.  
Via G. Verdi, 89 / 91, 20063 Cernusco s/N  
Milano, Italy  
Phone: +39.02.92179.1

S.A. KYOCERA MITA BELGIUM N.V.  
Hermestraat 8A, 1930 Zaventem,  
Belgium  
Phone: +32.2.720.9270

KYOCERA MITA FRANCE S.A.  
Parc Les Algorithmes Saint Aubin  
91194 GIF-SUR-YVETTE,  
France  
Phone: +33.1.6985.2600

KYOCERA MITA ESPAÑA S.A.  
Edificio Kyocera, Avda de Manacor No. 2,  
28290 Las Matas (Madrid),  
Spain  
Phone: +34.91.631.8392

KYOCERA MITA FINLAND OY  
Kirvesmiehenkatu 4, 00880 Helsinki,  
Finland  
Phone: +358.9.4780.5200

KYOCERA MITA (SCHWEIZ)  
Hohlstrasse 614, 8048 Zürich  
Switzerland  
Phone: +41.1.908.4949

KYOCERA MITA DEUTSCHLAND GMBH  
Otto-Hahn-Str. 12 D-40670 Meerbusch,  
Germany  
Phone: +49.2159.918.0

KYOCERA MITA GMBH AUSTRIA  
Eduard-Kittenberger-Gasse 95,  
1230 Wien,  
Austria  
Phone: +43.1.86338.210

KYOCERA MITA SVENSKA AB  
Esbogatan 16B 164 75 Kista,  
Sweden  
Phone: +46.8.546.55000

KYOCERA MITA NORGE  
Postboks 150 Oppsal, NO 0619 Oslo  
Olaf Helsetsvai 6, NO 0694 Oslo,  
Norway  
Phone: +47.22.62.73.00

KYOCERA MITA DANMARK A/S  
Ejby Industrivej 1, DK-2600 Glostrup,  
Denmark  
Phone: +45.5687.1100

KYOCERA MITA PORTUGAL LDA.  
Rua do Centro Cultural, 41 (Alvalade) 1700-106 Lisbon,  
Portugal  
Phone: +351.21.842.9100

KYOCERA MITA SOUTH AFRICA (PTY) LTD.  
527 Kyalami Boulevard,  
Kyalami Business Park Midrand,  
South Africa  
Phone: +27.(0)11.540.2600

## KYOCERA MITA AMERICA, INC.

Headquarters:  
225 Sand Road,  
Fairfield, New Jersey 07004-0008,  
U.S.A.  
Phone: (973) 808-8444

KYOCERA MITA AUSTRALIA PTY. LTD.  
Level 3, 6-10 Talavera Road, North Ryde,  
N.S.W. 2113 Australia  
Phone: (02) 9888-9999

KYOCERA MITA NEW ZEALAND LTD.  
1-3 Parkhead Place, Albany  
P.O. Box 302 125 NHPC, Auckland,  
New Zealand  
Phone: (09) 415-4517

KYOCERA MITA (THAILAND) CORP., LTD.  
9/209 Ratchada-Prachachem Road,  
Bang Sue, Bangkok 10800, Thailand  
Phone: (02) 586-0320

KYOCERA MITA SINGAPORE PTE LTD.  
121 Genting Lane, 3rd Level,  
Singapore 349572  
Phone: 67418733

KYOCERA MITA HONG KONG LIMITED  
11/F., Mita Centre,  
552-566, Castle Peak Road,  
Tsuen Wan, New Territories,  
Hong Kong  
Phone: 24297422

KYOCERA MITA TAIWAN Corporation.  
7F-1 ~2, No.41, Lane 221, Gangchi Rd.  
Neihu District, Taipei, Taiwan, 114. R.O.C.  
Phone: (02) 87511560

## KYOCERA MITA Corporation

2-28, 1-chome, Tamatsukuri, Chuo-ku  
Osaka 540-8585, Japan  
Phone: (06) 6764-3555  
<http://www.kyoceramita.com>

## KYOCERA MITA AMERICA, INC.

### **Headquarters:**

225 Sand Road,  
Fairfield, New Jersey 07004-0008  
TEL : (973) 808-8444  
FAX : (973) 882-6000

### **New York Branch:**

1410 Broadway 23rd floor  
New York, NY 10018  
TEL : (917) 286-5400  
FAX : (917) 286-5402

### **Northeastern Region:**

225 Sand Road,  
Fairfield, New Jersey 07004-0008  
TEL : (973) 808-8444  
FAX : (973) 882-4401

### **Midwestern Region:**

201 Hansen Court Suite 119  
Wood Dale, Illinois 60191  
TEL : (630) 238-9982  
FAX : (630) 238-9487

### **Western Region:**

14101 Alton Parkway,  
Irvine, California 92618-7006  
TEL : (949) 457-9000  
FAX : (949) 457-9119

### **Southeastern Region:**

1500 Oakbrook Drive,  
Norcross, Georgia 30093  
TEL : (770) 729-9786  
FAX : (770) 729-9873

### **Southwestern Region:**

2825 West Story Road,  
Irving, Texas 75038-5299  
TEL : (972) 550-8987  
FAX : (972) 252-9786

### **National Operation Center & National Training Center:**

2825 West Story Road,  
Irving, Texas 75038-5299  
TEL : (972) 659-0055  
FAX : (972) 570-5816

### **Latin America Division:**

8240 N.W. 52nd. Terrace Dawson Building,  
Suite 108 Miami, Florida 33166  
TEL : (305) 421-6640  
FAX : (305) 421-6666

## KYOCERA MITA CANADA, LTD.

6120 Kestrel Road, Mississauga,  
Ontario L5T 1S8, Canada  
TEL : (905) 670-4425  
FAX : (905) 670-8116

## KYOCERA MITA MEXICO, S.A. DE C.V.

Av. 16 de Septiembre #407  
Col. Santa Inés,  
Azcapotzalco México,  
D.F. 02130, México  
TEL : (55) 5383-2741  
FAX : (55) 5383-7804

©2008 KYOCERA MITA Corporation

<http://www.kyoceramita.com>

 **KYOCERA** is a trademark of Kyocera Corporation

Printed in U.S.A.