



---

**KM-3050**

**KM-4050**

**KM-5050**

**PARTS LIST**

Published in March 2007

2GNPL075

842GN125

Rev.5

## NOTES

1. Indicate parts number and parts description together with the machine model name when placing an order.

e.g.	Parts Number	Parts Name	Machine Model	Quantity
	302GN94030	PARTS,EMBLEM ASS'Y 30 SP	KM-3050	1
	302GP94030	PARTS,EMBLEM ASS'Y 40 SP	KM-4050	1
	302GR94370	PARTS,EMBLEM ASS'Y 50 SP	KM-5050	1

2. Symbols in the "Parts Number" column.

- Parts with "•" are component parts or sub-assemblies of the assembly appearing immediately above them.

e.g.	Parts Number	Parts Name	Parts Number	Parts Name
	302GR93332	PARTS LEFT COVER MIDDLE ASSY	•2BL04550	LEVER L COVER LOCK M
			•2BL04560	SPRING L COVER LOCK

- Parts with "••" are component parts or sub-assembly with "•" appearing immediately above them.

e.g.	Parts Number	Parts Name	Parts Number	Parts Name
	•302GR93182	PARTS REAR GUIDE FUSER UNIT	••2BL21330	PULLEY FEED SHIFT
			••302GR28032	GUIDE EXIT L

- Parts with "⊙" indicate regular maintenance parts.

3. Items indicated in Description column as (OPTION) are Consumable parts.

———— CONTENTS ————

FIG. 1	Covers .....	2	FIG. 14	Developer Unit .....	30
FIG. 2	Frames .....	4	FIG. 15	Fuser Unit .....	32
FIG. 3	Cassette .....	6	FIG. 16	Drum Unit .....	34
FIG. 4	Paper Feed-In I .....	8	FIG. 17	Drive Unit I .....	36
FIG. 5	Paper Feed-In II .....	10	FIG. 18	Drive Unit II .....	38
FIG. 6	Paper Feed-In III .....	12	FIG. 19	Electrical Components I .....	40
FIG. 7	Paper Conveying .....	14	FIG. 20	Electrical Components II .....	42
FIG. 8	Paper Exit (120/230/240V) .....	16	FIG. 21	Operation Unit (120/230/240V) .....	44
FIG. 8	Paper Exit (110V) .....	18	FIG. 21	Operation Unit (110V) .....	46
FIG. 9	Scanner Unit I .....	20	FIG. 22	Option I (Original Holder) & Accessories .....	48
FIG. 10	Scanner Unit II .....	22	FIG. 23	Option II (DT-700 & Key Counter) .....	50
FIG. 11	Bypass Unit .....	24	FIG. 24	Maintenance Kits .....	52
FIG. 12	Bypass Feed Unit .....	26			
FIG. 13	LSU .....	28		• INDEX .....	53

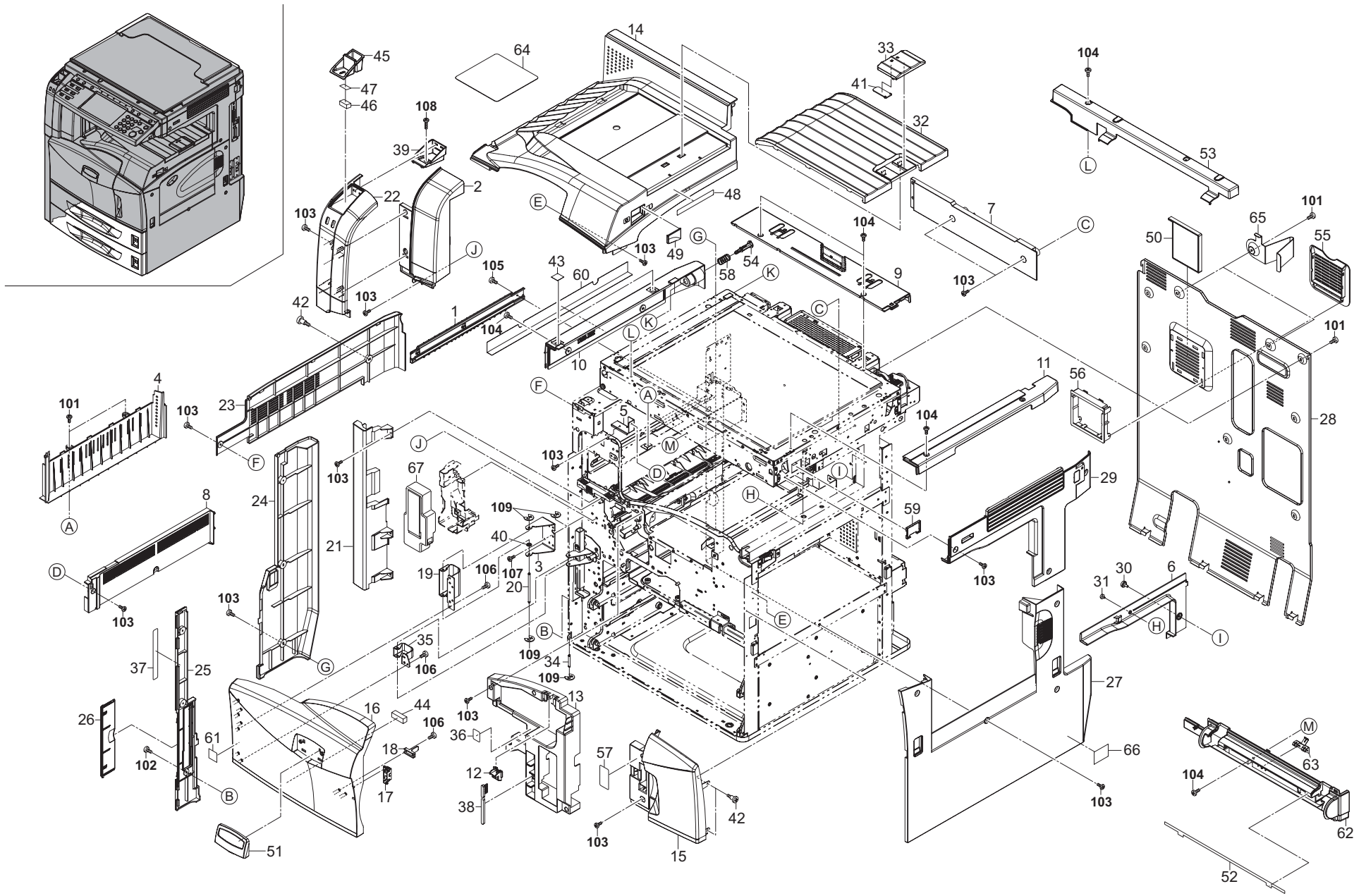




FIG. 1 Covers

2GN/2GP/2GR-5

Ref. No.	Part.No.	Alternative.	Description	Quantity				
				110	120	230	240	
⊙	1	302GR28071	2GR28071	GUIDE DU FEED R	1	1	1	1
	2	302GR04110	2GR04110	COVER EXIT FRONT	1	1	1	1
	3	2BL04220		MOUNT HINGE	1	1	1	1
⊙	4	302BL04101	2BL04101	COVER EXIT LOW	1	1	1	1
	5	2BJ04150		MOUNT LEFT FRONT COVER	1	1	1	1
⊙	6	302GR04280	2GR04280	COVER RIGHT TRAY	1	1	1	1
⊙	7	302GR04270	2GR04270	COVER REAR TRAY	1	1	1	1
⊙	8	302GR04120	2GR04120	COVER EXIT TOP	1	1	1	1
⊙	9	302GR04231	2GR04231	COVER ISU REAR	1	1	1	1
⊙	10	302GR04221	2GR04221	COVER ISU LEFT	1	1	1	1
⊙	11	302GR04210	2GR04210	COVER ISU RIGHT	1	1	1	1
	12	2BL04200		LEVER CONT RELEASE	1	1	1	1
	13	302GR04320	2GR04320	INNER RIGHT COVER	1	1	1	1
⊙	14	302GR04011	2GR04011	COVER TOP EJECT	1	1	1	1
⊙	15	302GR04030	2GR04030	COVER RIGHT FRONT	1	1	1	1
⊙	16	302GR04021	2GR04021	COVER CENTER FRONT	1	1	1	1
	17	2FB04220		MAGNET CATCH	1	1	1	1
⊙	18	2BL04330		HOLDER SWITCH	1	1	1	1
	19	2BL04350		FRONT HINGE COVER P	1	1	1	1
	20	302BL04191	2BL04191	PIN COVER HINGE	1	1	1	1
⊙	21	302GR04040	2GR04040	COVER LEFT FRONT LOW	1	1	1	1
⊙	22	302GR04050	2GR04050	COVER LEFT FRONT TOP	1	1	1	1
⊙	23	302GR04090	2GR04090	COVER LEFT SIDE TOP	1	1	1	1
⊙	24	302GR04100	2GR04100	COVER LEFT SIDE LOW	1	1	1	1
⊙	25	302BL04111	2BL04111	FRONT LEFT COVER	1	1	1	1
⊙	26	302BL04301	2BL04301	LID COVER LEFT	1	1	1	1
⊙	27	302GR04080	2GR04080	COVER RIGHT SIDE LOW	1	1	1	1
	28	302GR04190	2GR04190	COVER REAR	1	1	1	1
⊙	29	302GR04070	2GR04070	COVER RIGHT SIDE TOP	1	1	1	1
	30	3074315201	74315201	PIN, TONER HOPPER	1	1	1	1
	31	302A126131	2A126131	PIN, OPTION	1	1	1	1
⊙	32	302GR04060	2GR04060	TRAY SUB	1	1	1	1
⊙	33	302GR04410	2GR04410	STOPPER PAPER	1	1	1	1
	34	302BL04841	2BL04841	PIN COVER HINGE S	1	1	1	1
	35	2BL04480		FRONT HINGE S COVER	1	1	1	1
	36	302GR34181	2GR34181	LABEL SEP CLEANING	1	1	1	1
⊙	37	302GR34190	2GR34190	LABEL CONVEYING JAM	1	1	1	1
⊙	38	2BL16220	5AAVBRUSH036	BRUSH CLEANER	1	1	1	1
	39	302GR04310	2GR04310	GUIDE CLIP DISH	1	1	1	1
	40	2BL04880		FILM HINGE	1	1	1	1
⊙	41	2BK04040		STOPPER PAPER SUB	1	1	1	1
	42	302BL04411	2BL04411	PIN COVER	3	3	3	3
	43	302GR04430	2GR04430	SHEET COVER ISU	2	2	2	2
⊙	44	2BL06620		SPONGE FRONT	1	1	1	1
	45	302GR04160	2GR04160	CLIP DISH	1	1	1	1
	46	302GR04370	2GR04370	MAGNET CLIP DISH	1	1	1	1
	47	302GR04380	2GR04380	SEAL MAGNET	1	1	1	1
⊙	48	302GR34270	2GR34270	LABEL SW CAUTION EXP		1	1	1
⊙	48	302GR34430	2GR34430	LABEL SW CAUTION TW	1			
⊙	49	302GR04170	2GR04170	COVER MAIN SW	1	1	1	1

Ref. No.	Part.No.	Alternative.	Description	Quantity				
				110	120	230	240	
⊙	50	302GR33090	2GR33090	FILTER VOC B	1	1	1	1
⊙	51	302GN94030	2GN94030	PARTS, EMBLEM ASS'Y 30 SP (30ppm)	1	1	1	1
⊙	51	302GP94030	2GP94030	PARTS, EMBLEM ASS'Y 40 SP (40ppm)	1	1	1	1
⊙	51	302GR94370	2GR94370	PARTS, EMBLEM ASS'Y 50 SP (50ppm)	1	1	1	1
	52	302GR04450	2GR04450	SHEET OPE PROTECT	1	1	1	1
	53	302GR04240	2GR04240	COVER ISU FRONT TOP	1	1	1	1
	54	302GR17262	2GR17262	RETAINER MIRROR FRAME A	1	1	1	1
⊙	55	302GR04250	2GR04250	COVER OZONE	1	1	1	1
	56	302GR04260	2GR04260	HOUSING OZONE COVER	1	1	1	1
⊙	57	302GR34200	2GR34200	LABEL CONTAINER	1	1	1	1
	58	302GR17360	2GR17360	SPRING FRAME RETAINER	1	1	1	1
	59	2FG04020		COVER TOTAL COUNTER	1	1	1	1
	60	302GR04440	2GR04440	SHEET PROTECT	1	1	1	1
⊙	61	302G634070	2G634070	LABEL ENERGY STAR	1	1	1	1
	62	302GR04200	2GR04200	COVER ISU FRONT LOW	1	1	1	1
	63	302GR04360	2GR04360	GROUND PLATE ISU OPE	1	1	1	1
⊙	64	302GR34281	2GR34281	LABEL SW CAUTION SET	1		1	1
	65	302GR04420	2GR04420	PROTECTION PLATE	2	2	2	2
	66	302DC05120	2DC05120	LABEL CAUTION HG	1	1	1	1
⊙	67	2BL93130		PARTS, DISPOSAL TANK, TB700	1	1	1	1
	101	BAB53060		+TP TAP-TITE S SCREW M3X06				
	102	B4A03100		+TP-A SCREW M3X10(TRIVALENT CHROM				
	103	5MBSP43006NW++R	B4A03060	TP HEAD SCREW(+)/ M3 X 6 DRFREE				
	104	B1A54080		+BIND TAP-TITE S SCREW M4X08				
	105	5MBTPB3006TW++R	B1A53060	BIND T.T SCREW(+)/ M3 X 6 CRFREE S-T				
	106	5MBTPB3008PW++R	B1A63080	BIND T.T SCREW(+)/ M3 X 8 CRFREE P-T				
	107	B1B03050		+BIND SCREW M3X05(TRIVALENT CHROM				
	108	5MBTPB3014TW++R	B1A53140	BIND T.T SCREW(+)/ M3 X 14 CRFREE S-T				
	109	7BD103060+++H01	BD018610	E STOP RING E-3				

- Parts with "\*" are component parts or sub-assemblies of the assembly appearing immediately above them.
- Parts with "⊙" indicate regular maintenance parts.

- Parts with "•" are component parts or sub-assembly with "•" appearing immediately above them.

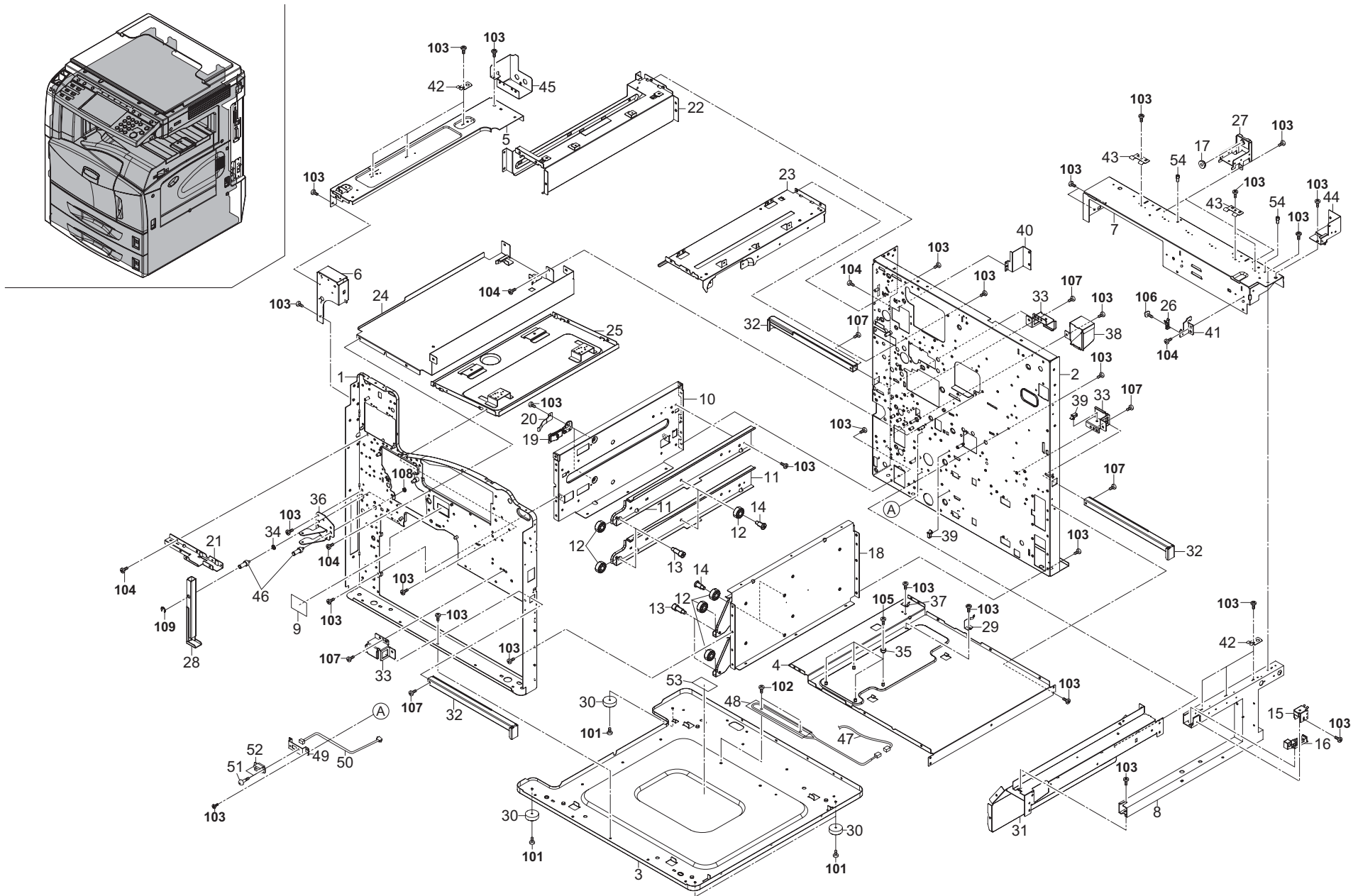


FIG. 2 Frames

2GN/2GP/2GR-5

Ref. No.	Part.No.	Alternative.	Description	Quantity			
				110	120	230	240
1	302FG02042	2FG02042	FRONT FRAME	1	1	1	1
2	302FG02051	2FG02051	REAR FRAME	1	1	1	1
3	302BL02031	2BL02031	BASE	1	1	1	1
4	302BL02041	2BL02041	BASE MIDDLE	1	1	1	1
5	302GR02521	2GR02521	UPPER LEFT PLATE	1	1	1	1
6	302BJ02011	2BJ02011	UPPER FRONT FRAME	1	1	1	1
7	302GR02510	2GR02510	UPPER REAR FRAME	1	1	1	1
8	302GR02500	2GR02500	UPPER RIGHT PIPE	1	1	1	1
9	2BL05150		LABEL RADIATION	1	1	1	1
10	302FG02071	2FG02071	LOWER LEFT REINFORCEMENT	1	1	1	1
11	302FG07033	2FG07033	LEFT RAIL CASSETTE	2	2	2	2
12	302FG07020	2FG07020	PULLEY,CASSETTE RAIL	8	8	8	8
13	302GR02240	2GR02240	PIN FRONT CASSETTE RAIL	4	4	4	4
14	2FB06710		PIN CASSETTE RAIL	4	4	4	4
15	302GR02311	2GR02311	MOUNT RUBBER ISU	1	1	1	1
16	302GR02321	2GR02321	ADJUSTOR ISU	1	1	1	1
17	2AV12280		BASE RUBBER,SCANNER SECTION	2	2	2	2
18	302GR02250	2GR02250	LOWER RIGHT REINFORCEMENT	1	1	1	1
19	302GR02221	2GR02221	LEVER LOCK CASSETTE	2	2	2	2
20	302GR02230	2GR02230	SPRING LEVER	2	2	2	2
21	302GR02130	2GR02130	MOUNT TRAY EJECT	1	1	1	1
22	302GR02550	2GR02550	UPPER PLATE FIXING	1	1	1	1
23	302GR02111	2GR02111	UPPER PLATE DRUM	1	1	1	1
24	2BL02130		LOWER PLATE CONT	1	1	1	1
25	2BL02050		LOWER BASE LSU	1	1	1	1
26	2BJ02121		HOLDER,FULCRUM	1	1	1	1
27	302GR02300	2GR02300	SUPPORT MOUNT DP	2	2	2	2
28	302GR02350	2GR02350	HANDLE MACHINE	1	1	1	1
29	2BL06840		SPRING BYPASS RET	1	1	1	1
30	2AR02180		BASE RUBBER	4	4	4	4
31	302BL02122	2BL02122	UPPER RIGHT PLATE	1	1	1	1
32	302GR02340	2GR02340	RIGHT HANDLE MACHINE	3	3	3	3
33	2BL02150		MOUNT RIGHT HANDLE	3	3	3	3
34	2BL04880		FILM HINGE	1	1	1	1
35	2BL06590		PULLEY RAIL	4	4	4	4
36	2BL04470		MOUNT HINGE S	1	1	1	1
37	2BL06410		GROUND PLATE MIDDLE	1	1	1	1
38	2AR07720		COVER,CASSETTE RAIL	1	1	1	1
39	7YZM610007+++H01	YZ023340	ACCESS SADDLE	3	3	3	3
40	302GR04290	2GR04290	MOUNT REAR COVER	1	1	1	1
41	2BJ02110		FULCRUM PLATE,MIDDLE TRAY	1	1	1	1
42	302GR02531	2GR02531	GROUND PLATE ISU A	6	6	6	6
43	302GR02540	2GR02540	GROUND PLATE ISU B	3	3	3	3
44	302GR04300	2GR04300	MOUNT COVER R	1	1	1	1
45	302GR04390	2GR04390	MOUNT COVER L	1	1	1	1
46	302BL02171	2BL02171	PIN HANDLE	2	2	2	2
47	302GR46740	2GR46740	WIRE DEHUMIDIFIER HEATER JUNCTION	1	1	1	1
48	302FB25051	2FB25051	HEATER DEHUMIDIFIER 120	1	1		
48	302FB25060	2FB25060	HEATER DEHUMIDIFIER 240			1	1
49	2AR07710		MOUNT,PAPER FEED DRAWER	2	2	2	2

Ref. No.	Part.No.	Alternative.	Description	Quantity			
				110	120	230	240
50	302GR46440	2GR46440	WIRE PRIMARY FEED UNIT2	2	2	2	2
51	3033927451	33927451	RETAINING PIN,DRAWER	4	4	4	4
52	7YCC08B2046+H02	YC026130	CONNECTOR	2	2	2	2
53	20305130		LABEL L,HIGH TEMPERATURE CAUTION(E	1	1	1	1
54	302FB16320	2FB16320	PIN ROLLER RELEASE LEVER	2	2	2	2
101	B4A03100		+TP-A SCREW M3X10(TRIVALENT CHROM				
102	B1B04060		+BIND SCREW M4X06(TRIVALENT CHROM				
103	5MBTPB3006TW++R	B1A53060	BIND T.T SCREW(+)/ M3 X 6 CRFREE S-T				
104	B1B03050		+BIND SCREW M3X05(TRIVALENT CHROM				
105	B4A03040		+TP-A SCREW M3X04(TRIVALENT CHROM				
106	5MBSP43006NW++R	B4A03060	TP HEAD SCREW(+)/ M3 X 6 DRFREE				
107	5MBTPB4006TW++R	B1A54060	BIND T.T SCREW(+)/ M4 X 6 CRFREE S-T				
108	C1B14070		NUT SNM4(TRIVALENT CHROMATING)				
109	D1A00700		STOP RING E-7(TRIVALENT CHROMATING)				

- Parts with "\*" are component parts or sub-assemblies of the assembly appearing immediately above them.
- Parts with "⊙" indicate regular maintenance parts.

- Parts with "•" are component parts or sub-assembly with "•" appearing immediately above them.

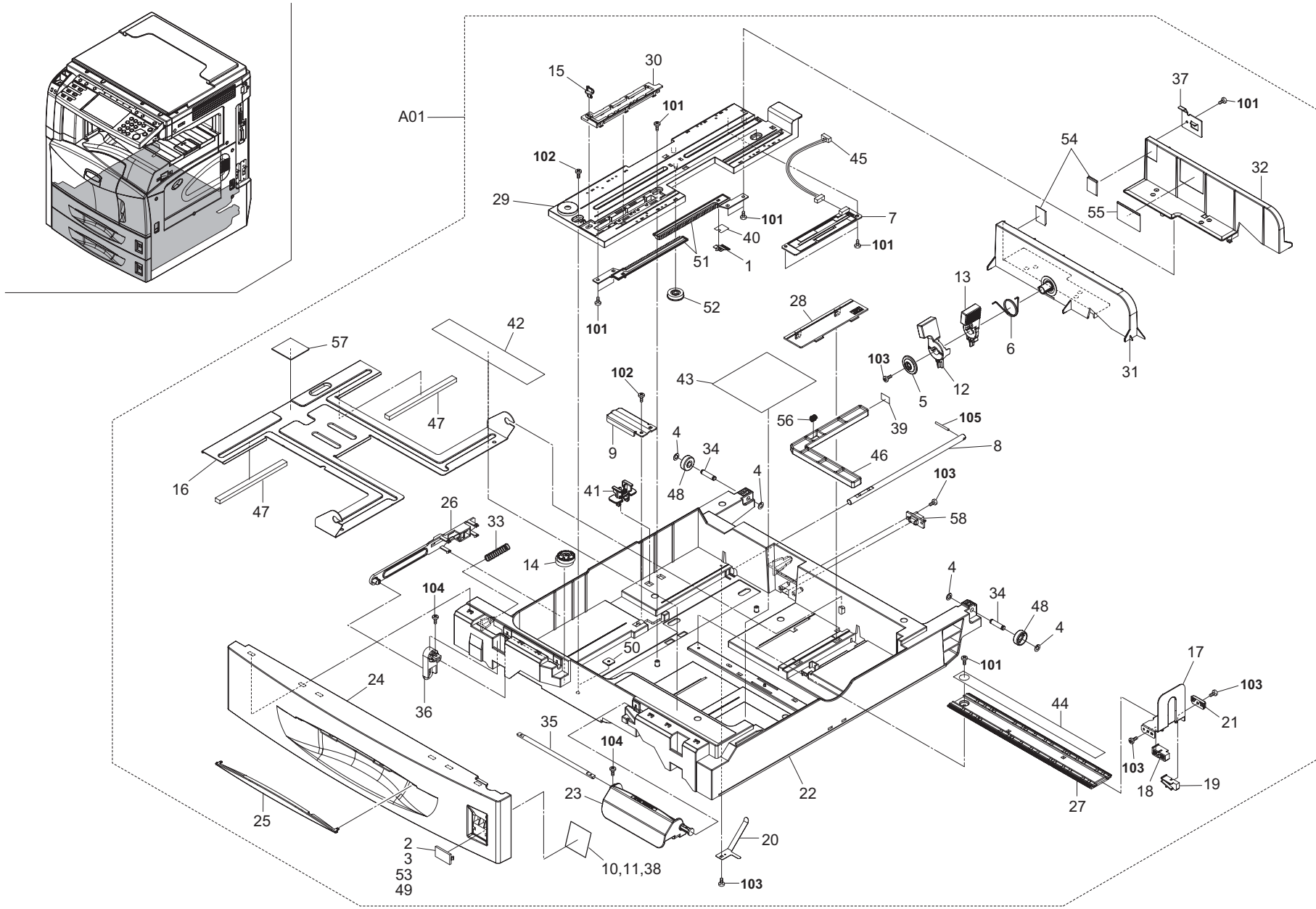


FIG. 3 Cassette

2GN/2GP/2GR-5

Ref. No.	Part.No.	Alternative.	Description	Quantity			
				110	120	230	240
⊙ A01	302GR93082	2GR93082	CT-710	2	2	2	2
⊙ 1	*2BC07860		TERMINAL,PAPER SIZE DETECTION	2	2	2	2
⊙ 2	*2BL04310		PLATE NUMBER	2	2	2	2
⊙ 3	*2BL04370		PLATE NUMBER 2	2	2	2	2
⊙ 4	*2C904550		CUT WASHER 5	8	8	8	8
⊙ 5	*2FB07050		PIN CURSOR	2	2	2	2
⊙ 6	*2FB07060		SPRING CURSOR	2	2	2	2
⊙ 7	*2FG01020		SIZE DETECTION ASS'Y	2	2	2	2
⊙ 8	*302AR07041	2AR07041	SHAFT,WORK PLATE	2	2	2	2
⊙ 9	*302BC06091	2BC06091	WORK PLATE,LIFT CASSETTE	2	2	2	2
⊙ 10	*302FB05200	2FB05200	PLATE SIZE C	2	2	2	2
⊙ 11	*302FB05210	2FB05210	PLATE SIZE IN	2	2	2	2
⊙ 12	*302FB07032	2FB07032	LEVER CURSOR A	2	2	2	2
⊙ 13	*302FB07042	2FB07042	LEVER CURSOR B	2	2	2	2
⊙ 14	*302FB07340	2FB07340	ADJUSTING PLATE CASSETTE	2	2	2	2
⊙ 15	*302FB07420	2FB07420	PIN CASSETTE	2	2	2	2
⊙ 16	*302FG07091	2FG07091	BASE CASSETTE	2	2	2	2
⊙ 17	*302FG07151	2FG07151	CURSOR C CASSETTE	2	2	2	2
⊙ 18	*302FG07170	2FG07170	FRONT GUIDE C,CURSOR	2	2	2	2
⊙ 19	*302FG07180	2FG07180	REAR GUIDE C,CURSOR	2	2	2	2
⊙ 20	*302FG07200	2FG07200	GROUND PLATE,CASSETTE	2	2	2	2
⊙ 21	*302FG07230	2FG07230	STOPPER,TRAILING EDGE DETECTION	2	2	2	2
⊙ 22	*302GR09011	2GR09011	CASSETTE	2	2	2	2
⊙ 23	*302GR09020	2GR09020	HANDLE CASSETTE 1	2	2	2	2
⊙ 24	*302GR09030	2GR09030	COVER CASSETTE	2	2	2	2
⊙ 25	*302GR09040	2GR09040	HANDLE CASSETTE 2	2	2	2	2
⊙ 26	*302GR09051	2GR09051	LEVER CASSETTE	2	2	2	2
⊙ 27	*302GR09060	2GR09060	RAIL CURSOR R	2	2	2	2
⊙ 28	*302GR09070	2GR09070	LID PAPER SIZE	2	2	2	2
⊙ 29	*302GR09080	2GR09080	RAIL CURSOR A	2	2	2	2
⊙ 30	*302GR09090	2GR09090	SUPPORT PLATE	2	2	2	2
⊙ 31	*302GR09102	2GR09102	FRONT CURSOR CASSETTE	2	2	2	2
⊙ 32	*302GR09112	2GR09112	REAR CURSOR CASSETTE	2	2	2	2
⊙ 33	*302GR09120	2GR09120	SPRING LEVER CASSETTE	2	2	2	2
⊙ 34	*302GR09130	2GR09130	SHAFT PULLEY	4	4	4	4
⊙ 35	*302GR09140	2GR09140	SHAFT HANDLE	2	2	2	2
⊙ 36	*302GR09150	2GR09150	WORK PLATE HANDLE	2	2	2	2
⊙ 37	*302GR09160	2GR09160	STOPPER PAPER	2	2	2	2
⊙ 38	*302GR09201	2GR09201	PLATE SIZE INCH	2	2	2	2
⊙ 39	*302GR09210	2GR09210	SEAL DETECTION PLATE	2	2	2	2
⊙ 40	*302GR09980	2GR09980	SPACER SIZE PLATE	2	2	2	2
⊙ 41	*302GR09990	2GR09990	LIFT LOCK	2	2	2	2
⊙ 42	*302GR34011	2GR34011	LABEL CASSETTE OPERATION	2	2	2	2
⊙ 43	*302GR34022	2GR34022	LABEL PAPER SIZE	2	2	2	2
⊙ 44	*302GR34032	2GR34032	LABEL PAPER SIZE R	2	2	2	2
⊙ 45	*302GR46450	2GR46450	WIRE CASSETTE UNIT	2	2	2	2
⊙ 46	*33907170		DETECTION PLATE,PAPER SIZE	2	2	2	2
⊙ 47	*33907210		CUSHION,CASSETTE WORK PLATE	4	4	4	4
⊙ 48	*34907150		PULLEY,CASSETTE	4	4	4	4
⊙ 49	*3CF04060		PLATE NUMBER4	2	2	2	2

Ref. No.	Part.No.	Alternative.	Description	Quantity			
				110	120	230	240
⊙ 50	*3CY06030		RETAINER M4	2	2	2	2
⊙ 51	*3CY06090		RACK CURSOR	4	4	4	4
⊙ 52	*3CY06100		GEAR 20,CURSOR	2	2	2	2
⊙ 53	*5MVX321CE001	3CF04050	PLATE NUMBER 3 /3CF0405 A4	2	2	2	2
⊙ 54	*60907170		CUSHION,CASSETTE R	4	4	4	4
⊙ 55	*61705110		LABEL,PAPER UPPER LIMIT	2	2	2	2
⊙ 56	*66106080		SPRING,PAD	2	2	2	2
⊙ 57	*66107100		PAD,CASSETTE	2	2	2	2
⊙ 58	*7YCC08B2046+H01	YC026110	CONNECTOR	2	2	2	2
101	BAA63080		+TP TAP-TITE P SCREW M3X08				
102	B4B04080		+TP-A SCREW M4X08(TRIVALENT CHROM				
103	5MBTPB3008PW++R	B1A63080	BIND T.T SCREW(+)/ M3 X 8 CRFREE P-T				
104	B1B03050		+BIND SCREW M3X05(TRIVALENT CHROM				
105	5MBP2514WXSP	E0025250	SPRING PIN /M2.5 X 14 S-BLK				

- Parts with "\*" are component parts or sub-assemblies of the assembly appearing immediately above them.
- Parts with "⊙" indicate regular maintenance parts.

- Parts with "•" are component parts or sub-assembly with "•" appearing immediately above them.

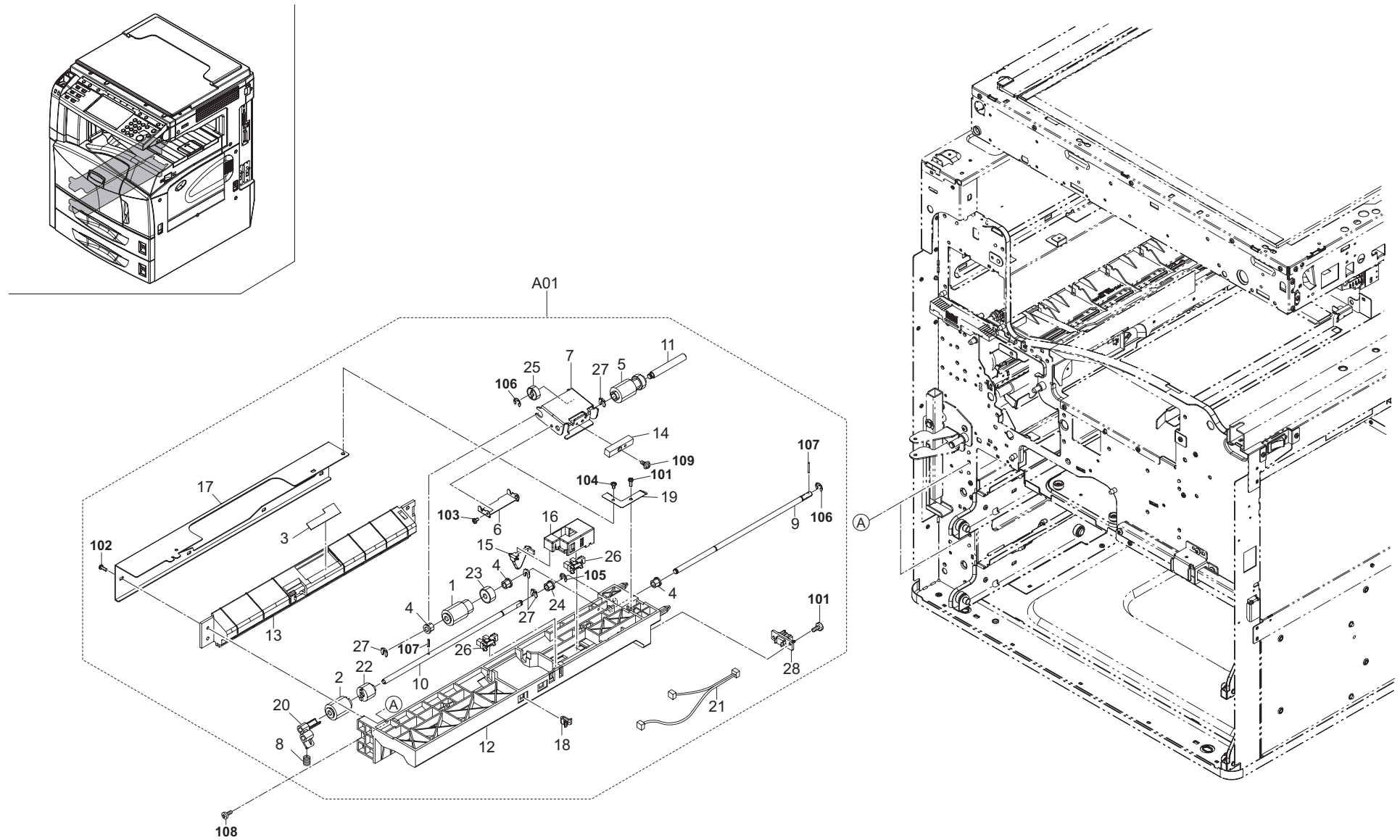


FIG. 4 Paper Feed-In I

2GN/2GP/2GR-5

Ref. No.	Part.No.	Alternative.	Description	Quantity			
				110	120	230	240
⊙ A01	302GR93020	2GR93020	PARTS PRIMARY PAPER FEED UNIT	2	2	2	2
⊙ 1	*2AR07220		PULLEY,PAPER FEED	2	2	2	2
⊙ 2	*2AR07230		PULLEY,SEPARATION	2	2	2	2
⊙ 3	*2AR07660		GUIDE FILM,SEPARATION PULLEY	2	2	2	2
⊙ 4	*2BC06520		BUSHING 6,REGISTRATION	6	6	6	6
⊙ 5	*2BJ06010		PULLEY FEED A	2	2	2	2
⊙ 6	*2BL07900		PLATE LEADING FEED	2	2	2	2
⊙ 7	*2BL07910		SUPPORT PLATE FEED	2	2	2	2
⊙ 8	*2BL07990		SPRING SEPARATION	2	2	2	2
⊙ 9	*302AR07251	2AR07251	SHAFT,PAPER FEED	2	2	2	2
⊙ 10	*302AR07261	2AR07261	SHAFT,SEPARATION	2	2	2	2
⊙ 11	*302AR07271	2AR07271	SHAFT,LEADING FEED	2	2	2	2
⊙ 12	*302FG07251	2FG07251	UPPER HOUSING,PAPER FEED	2	2	2	2
⊙ 13	*302FG07260	2FG07260	LOWER HOUSING,PAPER FEED	2	2	2	2
⊙ 14	*302FG07271	2FG07271	WEIGHT,LEADING FEED PULLEY	2	2	2	2
⊙ 15	*302FG07290	2FG07290	ACTUATOR,PAPER EMPTY	2	2	2	2
⊙ 16	*302FG07300	2FG07300	HOLDER,ACTUATOR	2	2	2	2
⊙ 17	*302FG07310	2FG07310	REINFORCEMENT PRIMARY PAPER FEED	2	2	2	2
⊙ 18	*302FG07320	2FG07320	STOPPER,SUPPORT PLATE	2	2	2	2
⊙ 19	*302FG07330	2FG07330	GROUND PLATE,PRIMARY PAPER FEED	2	2	2	2
⊙ 20	*302GR06201	2GR06201	LEVER SEPARATION RELEASE	2	2	2	2
⊙ 21	*302GR46430	2GR46430	WIRE PRIMARY FEED UNIT1	2	2	2	2
⊙ 22	*33906070		TORQUE LIMITER,PAPER FEED	2	2	2	2
⊙ 23	*33906160		GEAR 16,PAPER FEED	2	2	2	2
⊙ 24	*34806040		LOWER BUSHING,PAPER FEED	2	2	2	2
⊙ 25	*34922420		GEAR 15	2	2	2	2
⊙ 26	*5FNXGP1A73A++02	2DC27180	PT.SENSOR GP1A73AJ00/ BK	4	4	4	4
⊙ 27	*5MVX111DN003	2A806250	RING STOPPER /A-49 FEED A4	8	8	8	8
⊙ 28	*7YCC08B2046+H01	YC026110	CONNECTOR	2	2	2	2

Ref. No.	Part.No.	Alternative.	Description	Quantity			
				110	120	230	240
101	5MBTPB3008PW++R	B1A63080	BIND T.T SCREW(+)/ M3 X 8 CRFREE P-T				
102	5MBTPB3010PW++R	B1B63100	BIND T.T SCREW(+)/ M3 X 10 CRFREE P-T				
103	B1B03040		+BIND SCREW M3X04(TRIVALENT CHROM				
104	B1B03050		+BIND SCREW M3X05(TRIVALENT CHROM				
105	D1A00400		STOP RING E-4(TRIVALENT CHROMATING)				
106	D1A00500		STOP RING E-5(TRIVALENT CHROMATING)				
107	5MBP2012WXSP	E0020120	SPRING PIN / M2 X 12 S-BLK				
108	5MBSP43006NW++R	B4A03060	TP HEAD SCREW(+)/ M3 X 6 DRFREE				
109	7BB003310H	BB023700	COUNTER-SUNK HEAD SCREW FHM3X10				

- Parts with "\*" are component parts or sub-assemblies of the assembly appearing immediately above them.
- Parts with "⊙" indicate regular maintenance parts.

- Parts with "•" are component parts or sub-assembly with "•" appearing immediately above them.

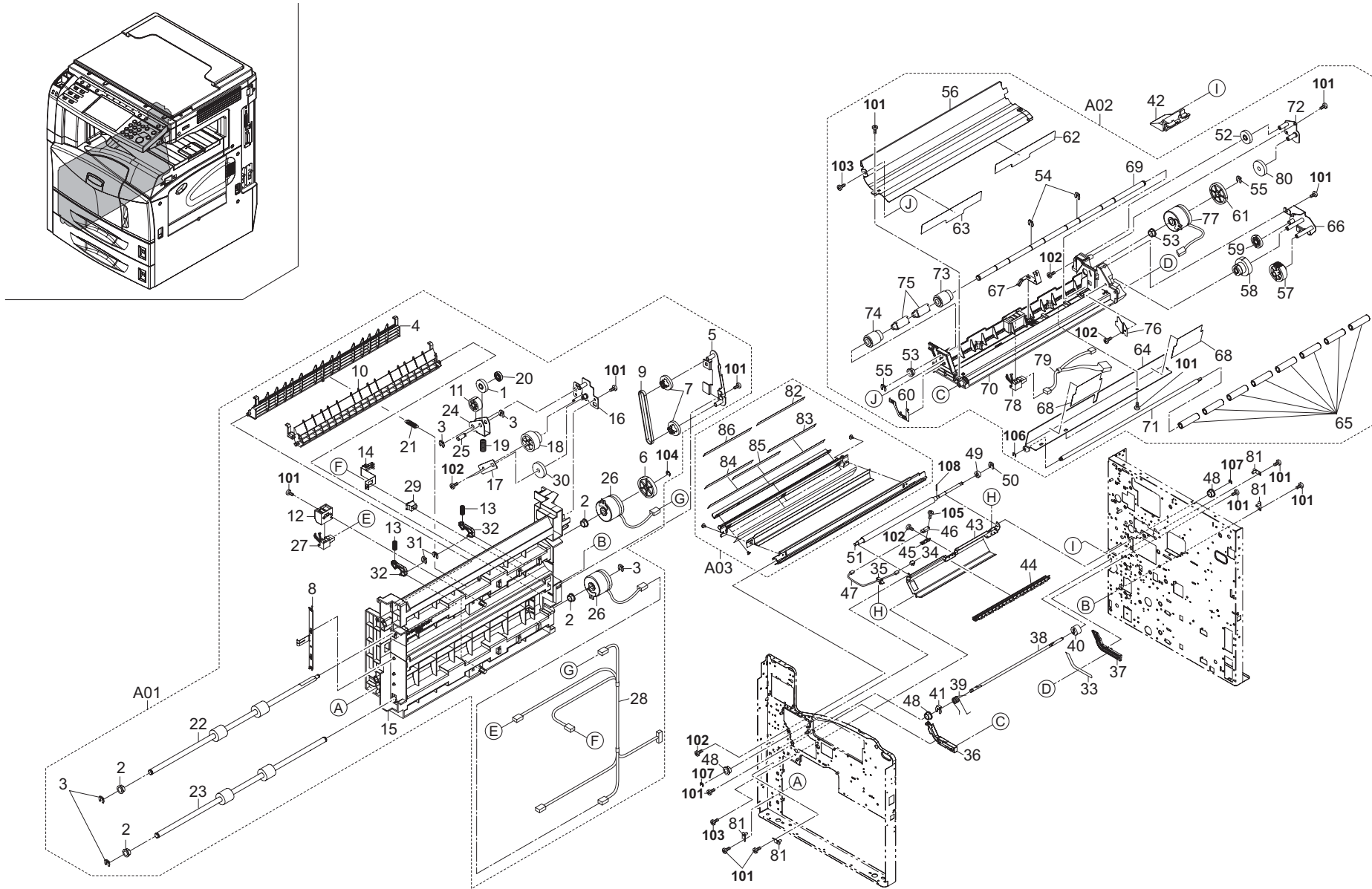




FIG. 5 Paper Feed-In II

2GN/2GP/2GR-5

Ref. No.	Part.No.	Alternative.	Description	Quantity			
				110	120	230	240
⊙ A01	302GR93160	2GR93160	PARTS VERTICAL FEED UNIT	1	1	1	1
⊙ 1	*2AL06110		GEAR 25	1	1	1	1
⊙ 2	*2BC06510		BUSHING 8	4	4	4	4
⊙ 3	*2BC06980		STOPPER 5	5	5	5	5
⊙ 4	*2BL06110		GUIDE VERTICAL FEED	1	1	1	1
⊙ 5	*2BL06130		MOUNT C FEED DRIVE	1	1	1	1
⊙ 6	*2BL06170		GEAR Z42 FEED	1	1	1	1
⊙ 7	*2BL06180		GEAR Z28-P18 FEED	2	2	2	2
⊙ 8	*2BL06220		EARTH VERTICAL FEED	1	1	1	1
⊙ 9	*2BL06320		BELT CONVEYING	1	1	1	1
⊙ 10	*2BL06330		GUIDE B FEED	1	1	1	1
⊙ 11	*2BL06380		GEAR Z25 JOINT	1	1	1	1
⊙ 12	*2BL06450		HOLDER FEED SWITCH	2	2	2	2
⊙ 13	*2BL06460		SPRING LEFT COVER	2	2	2	2
⊙ 14	*2BL06940		EARTH PUSH SWITCH	1	1	1	1
⊙ 15	*2FG06010		FRAME VERTICAL FEED A	1	1	1	1
⊙ 16	*2FG06020		MOUNT FEED DRIVE A	1	1	1	1
⊙ 17	*2FG06030		MOUNT FEED DRIVE B	1	1	1	1
⊙ 18	*2FG06040		GEAR Z21-Z36 FEED	1	1	1	1
⊙ 19	*2FG06070		SPRING FEED JOINT	1	1	1	1
⊙ 20	*2FG06120		COLLAR FEED JOINT	1	1	1	1
⊙ 21	*2FG06130		SPRING GUIDE FEED	1	1	1	1
⊙ 22	*302BL06081	2BL06081	ROLLER B FEED	1	1	1	1
⊙ 23	*302BL06091	2BL06091	ROLLER C FEED	1	1	1	1
⊙ 24	*302FG06051	2FG06051	JOINT FEED DRIVE	1	1	1	1
⊙ 25	*302FG06061	2FG06061	SHAFT FEED JOINT	1	1	1	1
⊙ 26	*302GR44120	2GR44120	CLUTCH FEED	2	2	2	2
⊙ 27	*302GR44220	2GR44220	SWITCH CONVEYING	2	2	2	2
⊙ 28	*302GR46260	2GR46260	WIRE CONVEYING	1	1	1	1
⊙ 29	*35927420		SWITCH,SIZE	1	1	1	1
⊙ 30	*36222250		GEAR 30,IDLE	1	1	1	1
⊙ 31	*5MVX1111DN003	2A806250	RING STOPPER /A-49 FEED A4	2	2	2	2
⊙ 32	*5MVX421DN003	2BL06490	LOCK COVER R /40283V0068 A4	2	2	2	2
⊙ 33	2FG06220		FILM MIDDLE FEED RAIL R	1	1	1	1
⊙ 34	7YCC03B1106+H01	YC047300	CONNECTOR	1	1	1	1
⊙ 35	7YZM610007++H01	YZ203340	ACCESS.SADDLE	1	1	1	1
⊙ 36	2BL06051		FRONT RAIL FEED	1	1	1	1
⊙ 37	2BL06061		REAR RAIL FEED	1	1	1	1
⊙ 38	302BL04521	2BL04521	SHAFT LEFT COVER M	1	1	1	1
⊙ 39	302BL16232	2BL16232	SPRING CONV OPEN	1	1	1	1
⊙ 40	2BL06950		DUMPER LEFT COVER	1	1	1	1
⊙ 41	33973300		STOPPER 7,CARTRIDGE	1	1	1	1
⊙ 42	2BL06430		COVER CONNECTOR	1	1	1	1
⊙ 43	2BL06260		FRONT GUIDE REGIST	1	1	1	1
⊙ 44	2BL93450		PARTS.REGISTRATION CLEAN	1	1	1	1
⊙ 45	2BL06440		MOUNT REGIST SWITCH	1	1	1	1
⊙ 46	2FG27110		SWITCH REGISTRATION	1	1	1	1
⊙ 47	302GR46240	2GR46240	WIRE RESISTRATION	1	1	1	1
⊙ 48	2BC06510		BUSHING 8	3	3	3	3
⊙ 49	36722860		GEAR 18	1	1	1	1

• Parts with "\*" are component parts or sub-assemblies of the assembly appearing immediately above them.

• Parts with "⊙" indicate regular maintenance parts.

Ref. No.	Part.No.	Alternative.	Description	Quantity			
				110	120	230	240
⊙ 50	2BC06910		STOPPER 6	1	1	1	1
⊙ 51	302FG06211	2FG06211	RIGHT ROLLER REGIST	1	1	1	1
⊙ A02	302GR93150	2GR93150	PARTS MIDDLE FEED UNIT	1	1	1	1
⊙ 52	*2AL06110		GEAR 25	1	1	1	1
⊙ 53	*2BC06510		BUSHING 8	2	2	2	2
⊙ 54	*2BC06910		STOPPER 6	2	2	2	2
⊙ 55	*2BC06980		STOPPER 5	2	2	2	2
⊙ 56	*2BL06020		GUIDE A FEED	1	1	1	1
⊙ 57	*2BL06150		GEAR Z28 FEED	1	1	1	1
⊙ 58	*2BL06160		GEAR Z35-15 FEED	1	1	1	1
⊙ 59	*2BL06190		GEAR Z25 FEED	1	1	1	1
⊙ 60	*2BL06230		GROUND PLATE A FEED	1	1	1	1
⊙ 61	*2BL06360		GEAR Z42 BYPASS	1	1	1	1
⊙ 62	*2BL06480		FILM REGIST F	1	1	1	1
⊙ 63	*2BL06970		FILM REGIST FF	1	1	1	1
⊙ 64	*2FG06090		GUIDE MIDDLE FEED	1	1	1	1
⊙ 65	*2FG06110		PULLEY MIDDLE FEED	8	8	8	8
⊙ 66	*2FG06160		MOUNT BYPASS FEED	1	1	1	1
⊙ 67	*2FG06170		GROUND PLATE GUIDE A	1	1	1	1
⊙ 68	*2FG06200		FILM MIDDLE FEED	2	2	2	2
⊙ 69	*302BL06921	2BL06921	SHAFT FEED A	1	1	1	1
⊙ 70	*302FG06083	2FG06083	HOUSING FEED	1	1	1	1
⊙ 71	*302FG06101	2FG06101	SHAFT MIDDLE FEED	1	1	1	1
⊙ 72	*302FG06151	2FG06151	MOUNT MID FEED DRIVE	1	1	1	1
⊙ 73	*302GR06010	2GR06010	PULLEY MIDDLE FEED A	1	1	1	1
⊙ 74	*302GR06020	2GR06020	PULLEY MIDDLE FEED B	1	1	1	1
⊙ 75	*302GR06030	2GR06030	JOINT FEED	2	2	2	2
⊙ 76	*302GR06220	2GR06220	HOLDER WIRE	1	1	1	1
⊙ 77	*302GR44140	2GR44140	CLUTCH REGISTRATION	1	1	1	1
⊙ 78	*302GR44220	2GR44220	SWITCH CONVEYING	1	1	1	1
⊙ 79	*302GR46280	2GR46280	WIRE FEED 1	1	1	1	1
⊙ 80	*36222250		GEAR 30,IDLE	1	1	1	1
⊙ 81	302GR02330	2GR02330	PIN FEED	4	4	4	4
⊙ A03	302GR94480	2GR94480	PARTS,GUIDE TRANSFER	1	1	1	1
⊙ 82	*2FG05070		LABEL DRUM CAUTION J	1	1	1	1
⊙ 83	*2FG05080		LABEL DRUM CAUTION E1	1	1	1	1
⊙ 84	*2FG05090		LABEL DRUM CAUTION E2	1	1	1	1
⊙ 85	*2FG05100		LABEL DRUM CAUTION A	1	1	1	1
⊙ 86	*2FG05110		LABEL DRUM CAUTION CN	1	1	1	1
⊙ 101	5MBTPB3008TW++R	B1A53080	BIND T.T SCREW(+)/ M3 X 8 CRFREE S-T				
⊙ 102	B1B03050		+BIND SCREW M3X05(TRIVALENT CHROM				
⊙ 103	5MBTPB3006TW++R	B1A53060	BIND T.T SCREW(+)/ M3 X 6 CRFREE S-T				
⊙ 104	D1A00400		STOP RING E-4(TRIVALENT CHROMATING)				
⊙ 105	B1B03120		+BIND SCREW M3X12(TRIVALENT CHROM				
⊙ 106	7BD103060+++H01	BD018610	E STOP RING E-3				
⊙ 107	D1A00700		STOP RING E-7(TRIVALENT CHROMATING)				
⊙ 108	5MBP2012WXSP	E0020120	SPRING PIN / M2 X 12 S-BLK				

• Parts with "\*" are component parts or sub-assembly with "\*" appearing immediately above them.

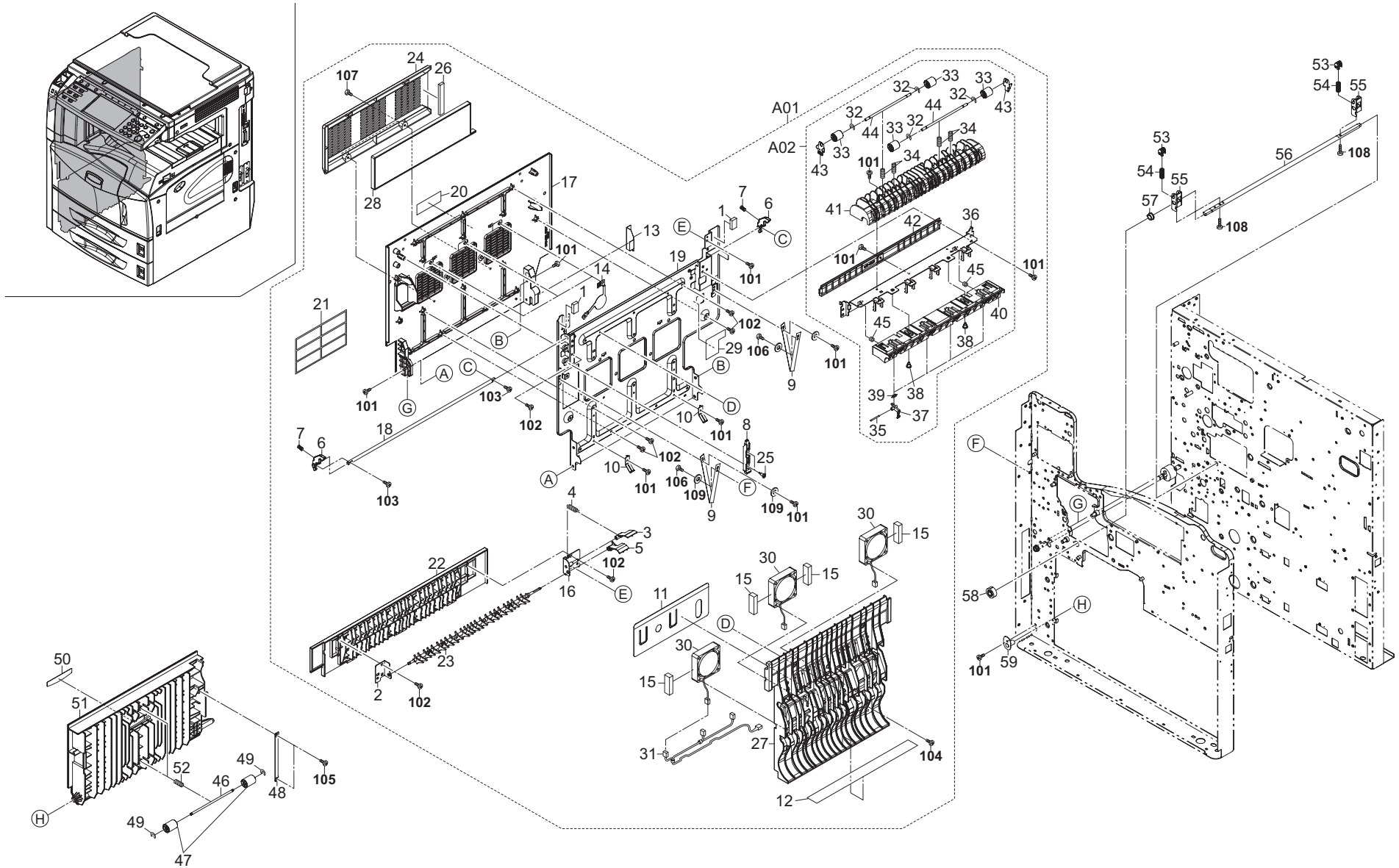


FIG. 6 Paper Feed-In III

2GN/2GP/2GR-5

Ref. No.	Part.No.	Alternative.	Description	Quantity			
				110	120	230	240
⊙ A01	302GR93332	2GR93332	PARTS LEFT COVER MIDDLE ASSY	1	1	1	1
1	*2AC26310		SHIELD 10X8X20,GASKET	2	2	2	2
2	*2BJ04520		FRONT PLATE EXIT L	1	1	1	1
⊙ 3	*2BJ21021		LEVER GUIDE CHANGE U	1	1	1	1
4	*2BJ21030		SPRING CHANGE UP	1	1	1	1
⊙ 5	*2BJ21040		LEVER CHANGE UP B	1	1	1	1
⊙ 6	*2BL04550		LEVER L COVER LOCK M	2	2	2	2
7	*2BL04560		SPRING L COVER LOCK	2	2	2	2
8	*2BL04600		LEVER COVER RELEASE	1	1	1	1
9	*2BL04680		STRAP COVER	2	2	2	2
10	*2BL04700		GROUND PLATE LEFT B	2	2	2	2
11	*2BL21460		FILM WIRE PROTECT	1	1	1	1
12	*2BL21490		GUIDE FILM DU	1	1	1	1
13	*2BL21500		FILM WIRE PROTECT B	1	1	1	1
14	*2BL23110		GROUND PLATE LEFT FAN	3	3	3	3
⊙ 15	*2BL23170		SPONGE LEFT FAN	4	4	4	4
16	*302BJ04531	2BJ04531	REAR PLATE EXIT L	1	1	1	1
⊙ 17	*302BL04513	2BL04513	LEFT COVER MIDDLE	1	1	1	1
18	*302BL04541	2BL04541	SHAFT L COVER LOCK M	1	1	1	1
19	*302BL04621	2BL04621	PLATE LEFT COVER M	1	1	1	1
20	*302FB05380	2FB05380	LABEL VFEED CAUTION	1	1	1	1
21	*302FB05440	2FB05440	LABEL VFEED CAUTION 6NATIONS	1	1	1	1
⊙ 22	*302FG04062	2FG04062	COVER EXIT LEFT	1	1	1	1
23	*302FG21011	2FG21011	GUIDE CHANGE UP	1	1	1	1
24	*302FG23021	2FG23021	MOUNT OZONE FILTER A	1	1	1	1
25	*302GR02810	2GR02810	PIN LEFT COVER	2	2	2	2
26	*302GR04460	2GR04460	SEAL PROTECT OZONE	1	1	1	1
27	*302GR28050	2GR28050	GUIDE LEFT COVER M	1	1	1	1
⊙ 28	*302GR33080	2GR33080	FILTER VOC A	1	1	1	1
29	*302GR34150	2GR34150	LABEL HIGH TEMP	1	1	1	1
⊙ 30	*302GR44040	2GR44040	FAN DU 60-15	3	3	3	3
31	*302GR46310	2GR46310	WIRE CONVEYING FAN	1	1	1	1
⊙ A02	*302GR93182	302GR93182	PARTS REAR GUIDE FUSER UNIT	1	1	1	1
32	**2BL16290		CUT WASHER 3	4	4	4	4
⊙ 33	**2BL21330		PULLEY FEED SHIFT	4	4	4	4
34	**2BL21340		SPRING CHANGE PULLEY	4	4	4	4
35	**302AR20512	2AR20512	SHAFT,PRESSURE ROLLER SEPARATION	4	4	4	4
36	**302BL20092	2BL20092	MOUNT REAR GUIDE	1	1	1	1
⊙ 37	**302BL20351	2BL20351	CLAW PRESS ROLLER	4	4	4	4
38	**302GR02840	2GR02840	PIN REAR GUIDE FIXING	2	2	2	2
⊙ 39	**302GR25350	2GR25350	SPRING CLAW PRESS	4	4	4	4
40	**302GR25370	2GR25370	REAR GUIDE FUSER	1	1	1	1
41	**302GR28032	2GR28032	GUIDE EXIT L	1	1	1	1
42	**302GR28040	2GR28040	GUIDE FEED SHIFT L	1	1	1	1
43	**302GR28100	2GR28100	PLATE SHAFT PULLEY	2	2	2	2
⊙ 44	**302GR28120	2GR28120	SHAFT CHANGE PULLEY	2	2	2	2
45	**65009050		SPRING,DEVELOPING ROCK	2	2	2	2
46	302BL06212	2BL06212	SHAFT FEED PULLEY	2	2	2	2
⊙ 47	2BL16080		PULLEY FEED	4	4	4	4
48	2BL06960		STRAP RELEASE	1	1	1	1

Ref. No.	Part.No.	Alternative.	Description	Quantity			
				110	120	230	240
49	2BL16290		CUT WASHER 3	4	4	4	4
⊙ 50	302GR34040	2GR34040	LABEL LEFT COVER A	1	1	1	1
⊙ 51	302BL06101	2BL06101	LEFT COVER FEED	1	1	1	1
52	2BL06340		SPRING FEED	2	2	2	2
53	302BL14241	2BL14241	CAM DLP	2	2	2	2
54	2BL14410		SPRING CAM	2	2	2	2
55	302BL14141	2BL14141	MOUNT CAM	2	2	2	2
56	302BL14231	2BL14231	SHAFT CAM	1	1	1	1
57	5MVM122DB003	2BM17920	BUSH POM /F0093 A4	1	1	1	1
⊙ 58	2BL14250		GEAR 18	1	1	1	1
59	302AR07541	2AR07541	RETAINING PIN,VERTICAL CONVEYING	1	1	1	1
101	5MBTPB3006TW++R	B1A53060	BIND T.T SCREW(+)/ M3 X 6 CRFREE S-T				
102	5MBTPB3006PW++R	B1B63060	BIND T.T SCREW(+)/ M3 X 6 CRFREE P-T				
103	B1B03050		+BIND SCREW M3X05(TRIVALENT CHROM				
104	5MBTPB3008TW++R	B1A53080	BIND T.T SCREW(+)/ M3 X 8 CRFREE S-T				
105	BAA63080		+TP TAP-TITE P SCREW M3X08				
106	B1B03080		+BIND SCREW M3X08				
107	B4A03100		+TP-A SCREW M3X10(TRIVALENT CHROM				
108	5MBTPB3014TW++R	B1A53140	BIND T.T SCREW(+)/ M3 X 14 CRFREE S-T				
109	7BC00030A080H01	BC046150	WASHER M3X10X0.8T				

- Parts with "\*" are component parts or sub-assemblies of the assembly appearing immediately above them.
- Parts with "⊙" indicate regular maintenance parts.

- Parts with "•" are component parts or sub-assembly with "•" appearing immediately above them.

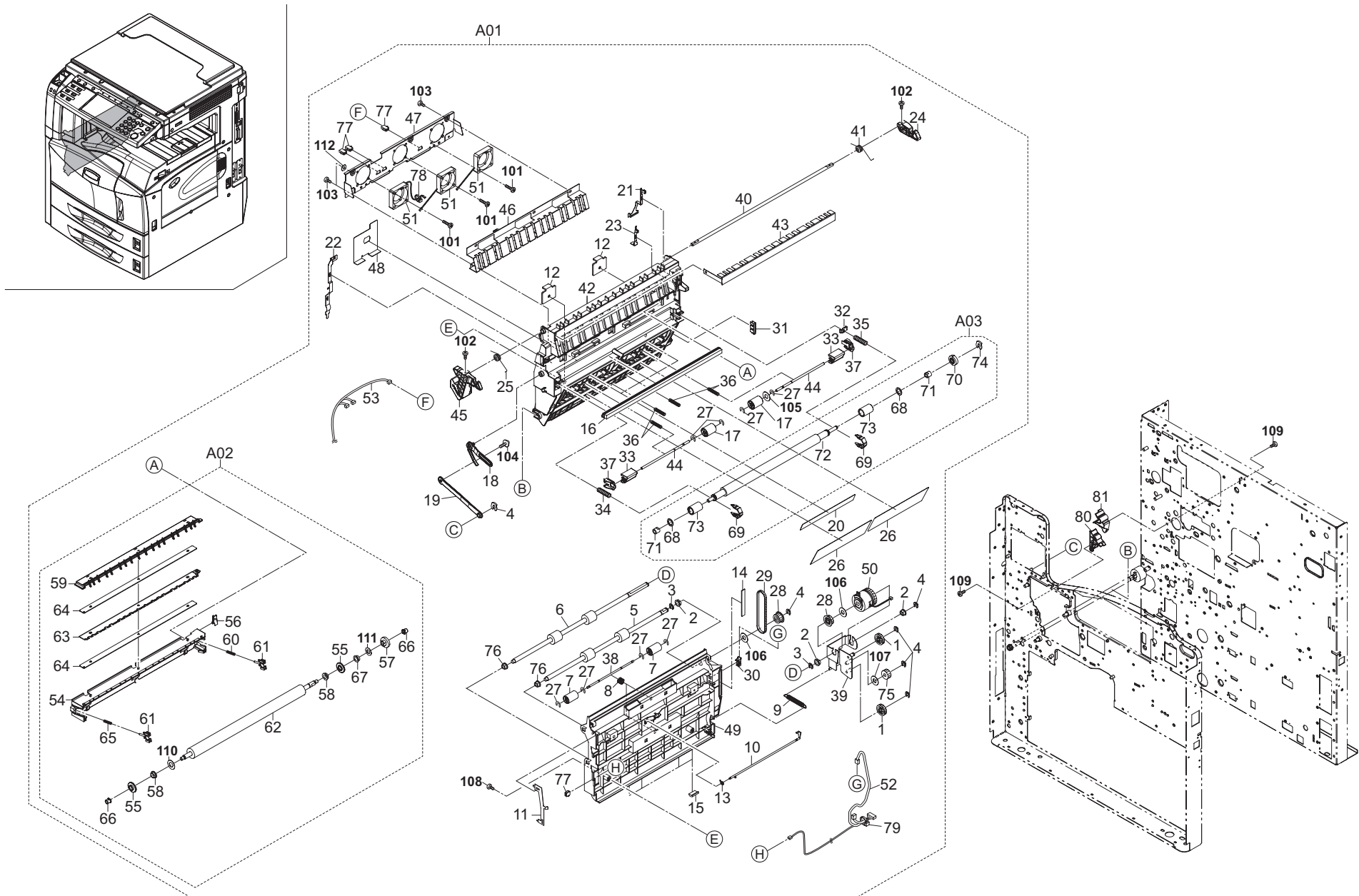


FIG. 7 Paper Conveying

2GN/2GP/2GR-5

Ref. No.	Part.No.	Alternative.	Description	Quantity			
				110	120	230	240
⊙ A01	302GR93141	2GR93141	FE-710	1	1	1	1
⊙ 1	*2AL06110		GEAR 25	2	2	2	2
⊙ 2	*2BC06510		BUSHING 8	3	3	3	3
⊙ 3	*2BC06910		STOPPER 6	2	2	2	2
⊙ 4	*2BC06980		STOPPER 5	6	6	6	6
⊙ 5	*2BL07020		ROLLER DU FEED UP	1	1	1	1
⊙ 6	*2BL07030		ROLLER DU FEED LOW	1	1	1	1
⊙ 7	*2BL07040		PULLEY DU	4	4	4	4
⊙ 8	*2BL07060		SPRING DU PULLEY	2	2	2	2
⊙ 9	*2BL07080		SPRING DU JOINT	1	1	1	1
⊙ 10	*2BL07090		ACTUATOR DU	1	1	1	1
⊙ 11	*2BL07110		PLATE EARTH DU	1	1	1	1
⊙ 12	*2BL07120		PLATE NUT DU	2	2	2	2
⊙ 13	*2BL07130		SPRING DU ACT.	1	1	1	1
⊙ 14	*2BL07140		FILM WIRE DU	1	1	1	1
⊙ 15	*2BL07150		GUIDE RIB DU	4	4	4	4
⊙ 16	*2BL07950		UNDER CLEANER REGIST	1	1	1	1
⊙ 17	*2BL16080		PULLEY FEED	2	2	2	2
⊙ 18	*2BL16100		STRAP CONVEYING A	1	1	1	1
⊙ 19	*2BL16110		STRAP CONVEYING B	1	1	1	1
⊙ 20	*2BL16130		GUIDE REGIST F	2	2	2	2
⊙ 21	*2BL16150		PLATE TRANS B	1	1	1	1
⊙ 22	*2BL16160		PLATE TRANS UNIT GND	1	1	1	1
⊙ 23	*2BL16170		PLATE SEPARATION B	1	1	1	1
⊙ 24	*2BL16190		HOOK CONVEYING	1	1	1	1
⊙ 25	*2BL16200		SPRING CONVEYING	1	1	1	1
⊙ 26	*2BL16250		GUIDE FEED F	2	2	2	2
⊙ 27	*2BL16290		CUT WASHER 3	12	12	12	12
⊙ 28	*2BL21230		PULLEY EXIT T30	2	2	2	2
⊙ 29	*2BL21240		BELT EXIT P2M212	1	1	1	1
⊙ 30	*2C927210		SENSOR 248NL1	1	1	1	1
⊙ 31	*2FG16010		PLATE MID FEED UNIT	1	1	1	1
⊙ 32	*2FG16250		SPACER REGIST	1	1	1	1
⊙ 33	*2FG16290		GUIDE FEED	2	2	2	2
⊙ 34	*2FG16300		SPRING REGIST F	1	1	1	1
⊙ 35	*2FG16310		SPRING REGIST R	1	1	1	1
⊙ 36	*2FG16320		SPRING FEED	4	4	4	4
⊙ 37	*2FG16330		HOLDER SHAFT	2	2	2	2
⊙ 38	*302BL07052	2BL07052	SHAFT DU PULLEY	2	2	2	2
⊙ 39	*302BL07071	2BL07071	JOINT DU	1	1	1	1
⊙ 40	*302BL16211	2BL16211	SHAFT CONVEYING	1	1	1	1
⊙ 41	*302BL16241	2BL16241	SPRING CONVEYING B	1	1	1	1
⊙ 42	*302FG16263	2FG16263	BASE CONVEYING A	1	1	1	1
⊙ 43	*302FG16272	2FG16272	SHEET CONVEYING	1	1	1	1
⊙ 44	*302FG16281	2FG16281	SHAFT FEED	2	2	2	2
⊙ 45	*302GR24010	2GR24010	HANDLE CONVEYING	1	1	1	1
⊙ 46	*302GR24020	2GR24020	PLATE PAPER GUIDE	1	1	1	1
⊙ 47	*302GR24030	2GR24030	MOUNT CONVEYING FAN	1	1	1	1
⊙ 48	*302GR24040	2GR24040	FILM COVER WIRE	1	1	1	1
⊙ 49	*302GR29010	2GR29010	FRAME DU	1	1	1	1

Ref. No.	Part.No.	Alternative.	Description	Quantity			
				110	120	230	240
⊙ 50	*302GR44120	2GR44120	CLUTCH FEED	1	1	1	1
⊙ 51	*302GR44250	2GR44250	FAN CONVEYING 42-10	3	3	3	3
⊙ 52	*302GR46421	2GR46421	WIRE DUPLEX	1	1	1	1
⊙ 53	*302GR46730	2GR46730	WIRE CONVEYING FAN	1	1	1	1
⊙ A02	*302GR93281	2GR93281	TR-710	1	1	1	1
⊙ 54	**2BL17010		HOUSING TRANSFER	1	1	1	1
⊙ 55	**2BL17040		PULLEY TRANS ROLLER	2	2	2	2
⊙ 56	**2BL17050		PLATE TRANS UNIT	1	1	1	1
⊙ 57	**2BL17090		GEAR TRANS Z25H	1	1	1	1
⊙ 58	**2BL17170		BUSHING 8	2	2	2	2
⊙ 59	**2FG17010		HOLDER SEPARATION A	1	1	1	1
⊙ 60	**2FG17160		SPRING TRANS R	1	1	1	1
⊙ 61	**302BL17061	2BL17061	BUSH TRANS ROLLER	2	2	2	2
⊙ 62	**302GR22010	2GR22010	ROLLER TRANSFER	1	1	1	1
⊙ 63	**302GR22020	2GR22020	BRUSH SEPARATION	1	1	1	1
⊙ 64	**302GR22030	2GR22030	SPACER SEPARATION	2	2	2	2
⊙ 65	**302GR22050	2GR22050	SPRING TRANSFER F	1	1	1	1
⊙ 66	**302GR22110	2GR22110	COLLAR TRANS ROLLER	2	2	2	2
⊙ 67	**75718040		BUSHING,CLEANING BLADE SHAFT	1	1	1	1
⊙ A03	*302GR93340	2GR93340	PARTS,ROLLER REGIST SET	1	1	1	1
⊙ 68	**2BL07970		CUT WASHER 10	2	2	2	2
⊙ 69	**2BL16030		STOPPER BUSH	2	2	2	2
⊙ 70	**2BL16060		GEAR REGIST Z18	1	1	1	1
⊙ 71	**2BL16260		BUSHING REGIST	2	2	2	2
⊙ 72	**2FG16021		ROLLER REGIST	1	1	1	1
⊙ 73	**2FG16030		PULLEY REGIST	2	2	2	2
⊙ 74	**5MVX111DN003	2A806250	RING STOPPER /A-49 FEED A4	1	1	1	1
⊙ 75	*66506630		GEAR 20,IDLE	1	1	1	1
⊙ 76	*73210450		BUSH, 6	2	2	2	2
⊙ 77	*7YCC02B1001+H01	YC014610	CONNECTOR	4	4	4	4
⊙ 78	*M21AH010		BAND,RSG-130-V0(KITAGAWA)	1	1	1	1
⊙ 79	*M2307010		BINDING BAND,T18R	1	1	1	1
⊙ 80	2FG16160		GUIDE ROLLER F	1	1	1	1
⊙ 81	2FG16170		GUIDE ROLLER R	1	1	1	1
⊙ 101	5MBTPB3014TW++R	B1A53140	BIND T.T SCREW(+)/ M3 X 14 CRFREE S-T				
⊙ 102	5MBSP43006NW++R	B4A03060	TP HEAD SCREW(+)/ M3 X 6 DRFREE				
⊙ 103	5MBTPB3008PW++R	B1A63080	BIND T.T SCREW(+)/ M3 X 8 CRFREE P-T				
⊙ 104	BAB63060		+TP TAP-TITE P SCREW M3X06				
⊙ 105	C2604080		PLAIN WASHER M4-8 (BRASS,N:)				
⊙ 106	C2808200		POLYESTER SLIDER WASHER 8X20X0.5T				
⊙ 107	5MBWK62955NN	C2892950	POLY SLIDER /M6.2X9.5X0.5T PLASTC				
⊙ 108	B1B03100		+BIND SCREW M3X10				
⊙ 109	5MBTPB3008TW++R	B1A53080	BIND T.T SCREW(+)/ M3 X 8 CRFREE S-T				
⊙ 110	C2808200		POLYESTER SLIDER WASHER 8X20X0.5T				
⊙ 111	C2895150		SHIM 8.2X1.0T				
⊙ 112	7BC00030A080H01	BC046150	WASHER M3X10X0.8T				

- Parts with "\*" are component parts or sub-assemblies of the assembly appearing immediately above them.
- Parts with "⊙" indicate regular maintenance parts.

- Parts with "••" are component parts or sub-assembly with "•" appearing immediately above them.

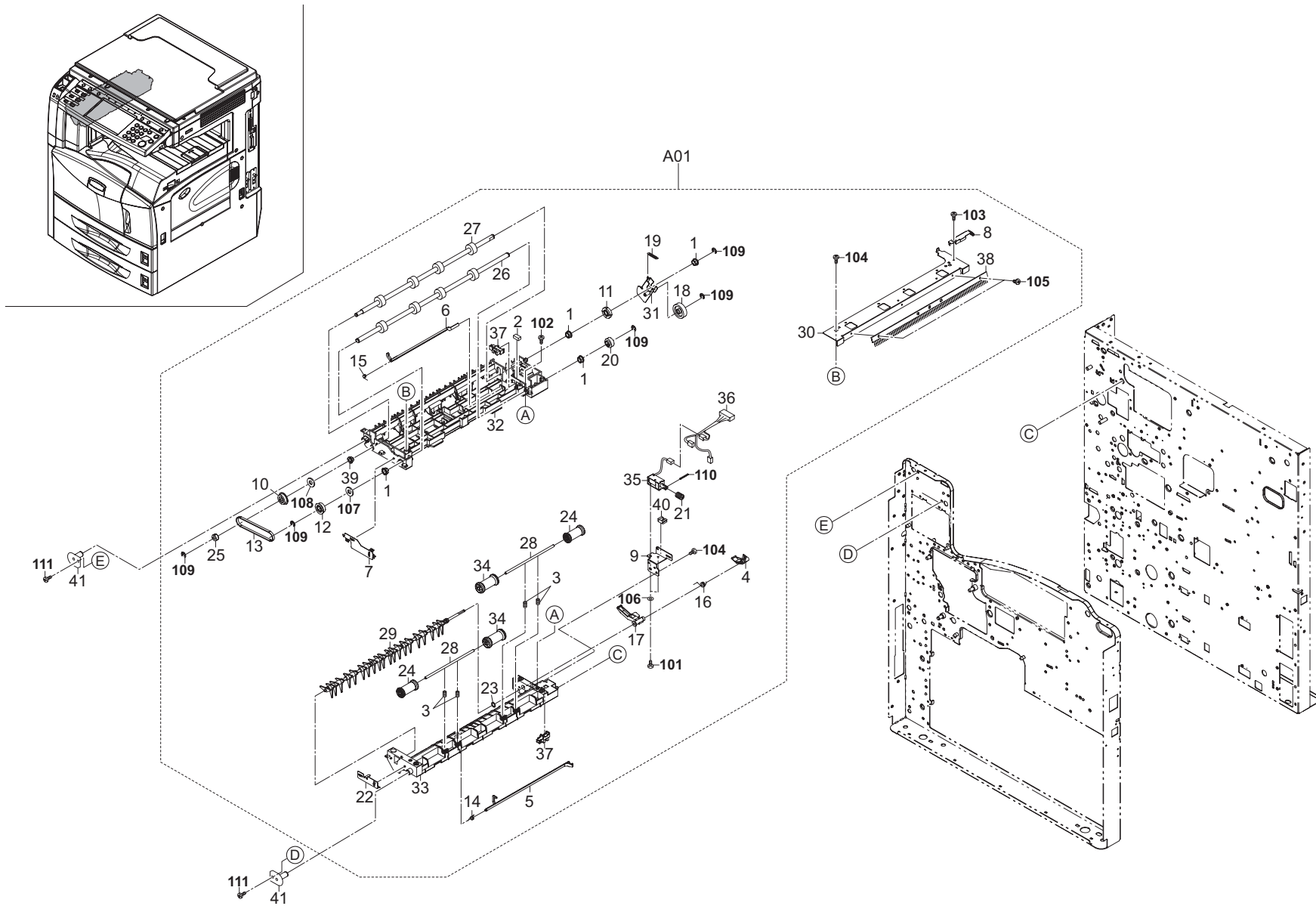


FIG. 8 Paper Exit (120/230/240V)

2GN/2GP/2GR-3

Ref. No.	Part.No.	Alternative.	Description	Quantity			
				110	120	230	240
⊙ A01	302GR93130	2GR93130	PARTS EXIT UNIT		1	1	1
1	*2BC06510		BUSHING 8	4	4	4	
2	*2BL14480		SEAL WIRE	1	1	1	
3	*2BL21070		SPRING EXIT PULLEY	4	4	4	
4	*2BL21100		LEVER GUIDE CHANGE	1	1	1	
⊙ 5	*2BL21120		ACTUATOR EXIT R	1	1	1	
⊙ 6	*2BL21130		ACTUATOR EXIT L	1	1	1	
7	*2BL21170		PLATE EARTH EXIT F	1	1	1	
8	*2BL21180		PLATE EARTH EXIT R	1	1	1	
9	*2BL21190		BKT SOLENOID	1	1	1	
⊙ 10	*2BL21211		PULLEY ONEWAY T30	1	1	1	
⊙ 11	*2BL21220		GEAR EXIT Z19	1	1	1	
⊙ 12	*2BL21230		PULLEY EXIT T30	1	1	1	
⊙ 13	*2BL21240		BELT EXIT P2M212	1	1	1	
14	*2BL21250		SPRING ACTUATOR R	1	1	1	
15	*2BL21260		SPRING ACTUATOR L	1	1	1	
16	*2BL21270		SPRING FEED SHIFT	1	1	1	
17	*2BL21370		LEVER GUIDE CHANGE B	1	1	1	
⊙ 18	*2BL21390		GEAR EXIT JOINT Z26S	1	1	1	
19	*2BL21400		SPRING EXIT JOINT	1	1	1	
⊙ 20	*2BL21430		GEAR EXIT Z20	1	1	1	
⊙ 21	*2BL21440		SPRING EXIT CHANGE	1	1	1	
22	*2BL21470		PLATE EARTH CHANGE	1	1	1	
23	*2BL21510		CUT WASHER 6	1	1	1	
24	*2BL21520		PULLEY EXIT C	2	2	2	
25	*2BL22580		COLLAR BELT	1	1	1	
⊙ 26	*302BL21021	2BL21021	ROLLER EXIT	1	1	1	
⊙ 27	*302BL21031	2BL21031	ROLLER FEED SHIFT	1	1	1	
28	*302BL21061	2BL21061	SHAFT EXIT PULLEY	2	2	2	
⊙ 29	*302BL21081	2BL21081	GUIDE EXIT CHANGE	1	1	1	
30	*302BL21161	2BL21161	BKT DISCHARGER	1	1	1	
31	*302BL21202	2BL21202	JOINT EXIT	1	1	1	
32	*302GR28012	2GR28012	FRAME EXIT UP	1	1	1	
33	*302GR28020	2GR28020	FRAME EXIT LOW	1	1	1	
34	*302GR28060	2GR28060	PULLEY EXIT	2	2	2	
⊙ 35	*302GR44160	2GR44160	SOLENOID FEED SHIFT	1	1	1	
36	*302GR46140	2GR46140	WIRE EJECT(C)	1	1	1	
⊙ 37	*303BN27061	3BN27061	SWITCH,EJECT	2	2	2	
⊙ 38	*34821100		STATIC ELIMINATOR,EJECT	1	1	1	
39	*73210450		BUSH, 6	1	1	1	
40	*M2104390		EDGING,EDS-0607L(KITAGAWA)	1	1	1	
41	302GR02860	2GR02860	PIN EXIT	2	2	2	

Ref. No.	Part.No.	Alternative.	Description	Quantity			
				110	120	230	240
101	B1B00030		+BIND SCREW M2.6X03(TRIVALENT CHR				
102	5MBTPB3010PW++R	B1B63100	BIND T.T SCREW(+)/ M3 X 10 CRFREE P-T				
103	5MBTPB3006TW++R	B1A53060	BIND T.T SCREW(+)/ M3 X 6 CRFREE S-T				
104	5MBTPB3008PW++R	B1A63080	BIND T.T SCREW(+)/ M3 X 8 CRFREE P-T				
105	7BB009305H	BB046130	+FLAT HEAD SCREW M3X05 CRFREE				
106	C2603080		PLAIN WASHER M3-8 (BRASS,N:)				
107	C2808200		POLYESTER SLIDER WASHER 8X20X0.5T				
108	C2891120		POLYESTER SLIDER WASHER 6.2X12X0.2				
109	D1A00500		STOP RING E-5(TRIVALENT CHROMATING)				
110	5MBP2020WWLD	E1120200	SPRING PIN / M2 X 20 SUS-DP XX				
111	B1B03050		+BIND SCREW M3X05(TRIVALENT CHROM				

- Parts with "\*" are component parts or sub-assemblies of the assembly appearing immediately above them.
- Parts with "⊙" indicate regular maintenance parts.

- Parts with "•" are component parts or sub-assembly with "•" appearing immediately above them.

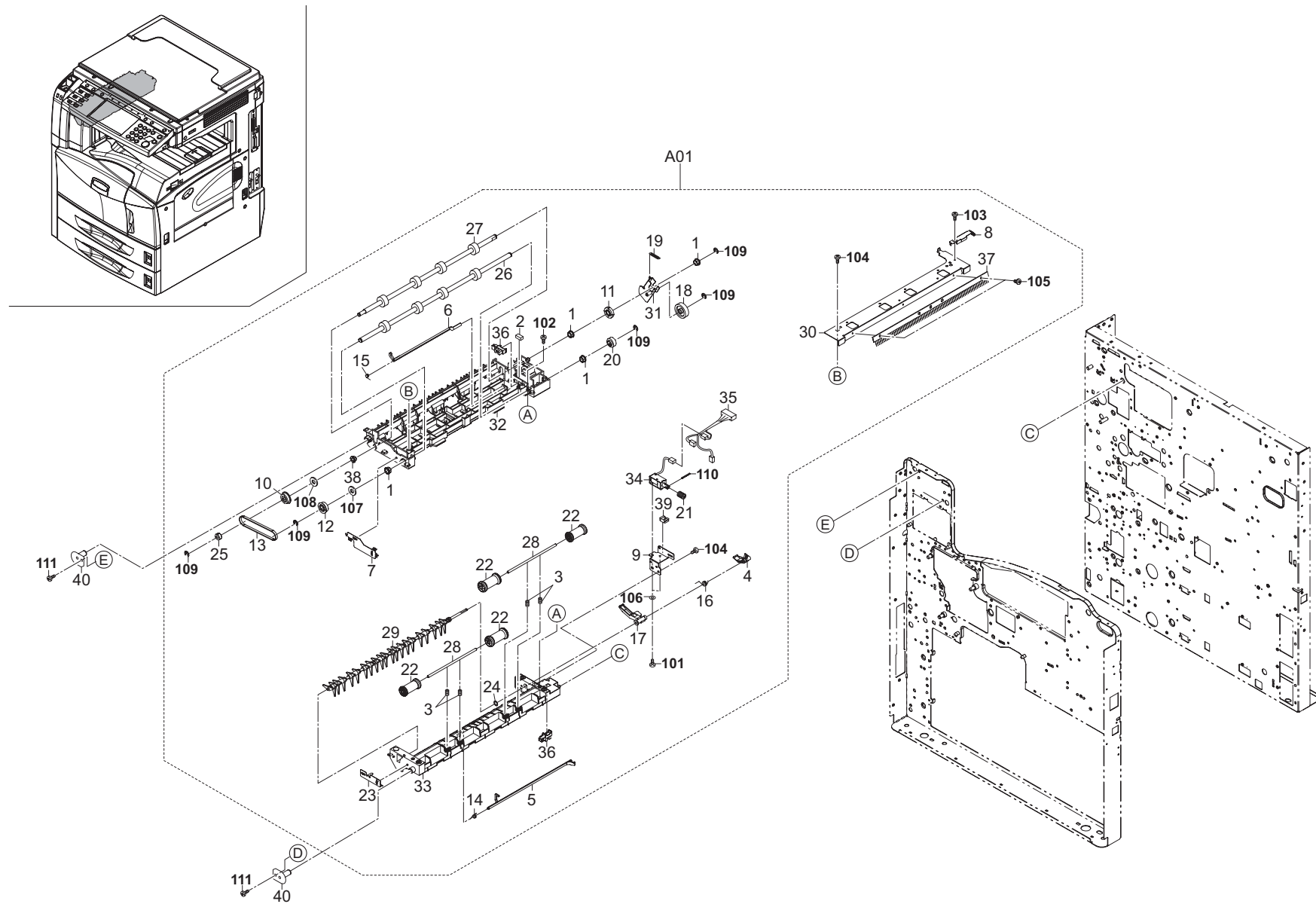




FIG. 8 Paper Exit (110V)

2GN/2GP/2GR-5

	Ref. No.	Part.No.	Alternative.	Description	Quantity			
					110	120	230	240
⊙	A01	302GY93020	2GY93020	PARTS EXIT UNIT J	1			
	1	*2BC06510		BUSHING 8	4			
	2	*2BL14480		SEAL WIRE	1			
	3	*2BL21070		SPRING EXIT PULLEY	4			
	4	*2BL21100		LEVER GUIDE CHANGE	1			
⊙	5	*2BL21120		ACTUATOR EXIT R	1			
⊙	6	*2BL21130		ACTUATOR EXIT L	1			
	7	*2BL21170		PLATE EARTH EXIT F	1			
	8	*2BL21180		PLATE EARTH EXIT R	1			
	9	*2BL21190		BKT SOLENOID	1			
⊙	10	*2BL21211		PULLEY ONEWAY T30	1			
⊙	11	*2BL21220		GEAR EXIT Z19	1			
⊙	12	*2BL21230		PULLEY EXIT T30	1			
⊙	13	*2BL21240		BELT EXIT P2M212	1			
	14	*2BL21250		SPRING ACTUATOR R	1			
	15	*2BL21260		SPRING ACTUATOR L	1			
	16	*2BL21270		SPRING FEED SHIFT	1			
	17	*2BL21370		LEVER GUIDE CHANGE B	1			
⊙	18	*2BL21390		GEAR EXIT JOINT Z26S	1			
	19	*2BL21400		SPRING EXIT JOINT	1			
⊙	20	*2BL21430		GEAR EXIT Z20	1			
⊙	21	*2BL21440		SPRING EXIT CHANGE	1			
	22	*2BL21450		PULLEY EXIT B	4			
	23	*2BL21470		PLATE EARTH CHANGE	1			
	24	*2BL21510		CUT WASHER 6	1			
	25	*2BL22580		COLLAR BELT	1			
⊙	26	*302BJ21051	2BJ21051	ROLLER EJECT J	1			
⊙	27	*302BL21031	2BL21031	ROLLER FEED SHIFT	1			
	28	*302BL21061	2BL21061	SHAFT EXIT PULLEY	2			
⊙	29	*302BL21081	2BL21081	GUIDE EXIT CHANGE	1			
	30	*302BL21161	2BL21161	BKT DISCHARGER	1			
	31	*302BL21202	2BL21202	JOINT EXIT	1			
	32	*302GR28012	2GR28012	FRAME EXIT UP	1			
	33	*302GR28020	2GR28020	FRAME EXIT LOW	1			
⊙	34	*302GR44160	2GR44160	SOLENOID FEED SHIFT	1			
	35	*302GR46140	2GR46140	WIRE EJECT(C)	1			
⊙	36	*303BN27061	3BN27061	SWITCH,EJECT	2			
⊙	37	*34821100		STATIC ELIMINATOR,EJECT	1			
	38	*73210450		BUSH, 6	1			
	39	*M2104390		EDGING,EDS-0607L(KITAGAWA)	1			
	40	302GR02860	2GR02860	PIN EXIT	2			

	Ref. No.	Part.No.	Alternative.	Description	Quantity			
					110	120	230	240
	101	B1B00030		+BIND SCREW M2.6X03(TRIVALENT CHR				
	102	5MBTPB3010PW++R	B1B63100	BIND T.T SCREW(+)/ M3 X 10 CRFREE P-T				
	103	5MBTPB3006TW++R	B1A53060	BIND T.T SCREW(+)/ M3 X 6 CRFREE S-T				
	104	5MBTPB3008PW++R	B1A63080	BIND T.T SCREW(+)/ M3 X 8 CRFREE P-T				
	105	7BB009305H	BB046130	+FLAT HEAD SCREW M3X05 CRFREE				
	106	C2603080		PLAIN WASHER M3-8 (BRASS,N:)				
	107	C2808200		POLYESTER SLIDER WASHER 8X20X0.5T				
	108	C2891120		POLYESTER SLIDER WASHER 6.2X12X0.2				
	109	D1A00500		STOP RING E-5(TRIVALENT CHROMATING)				
	110	5MBP2020WWLD	E1120200	SPRING PIN / M2 X 20 SUS-DP XX				
	111	B1B03050		+BIND SCREW M3X05(TRIVALENT CHROM				

- Parts with "\*" are component parts or sub-assemblies of the assembly appearing immediately above them.
- Parts with "⊙" indicate regular maintenance parts.

- Parts with "••" are component parts or sub-assembly with "•" appearing immediately above them.

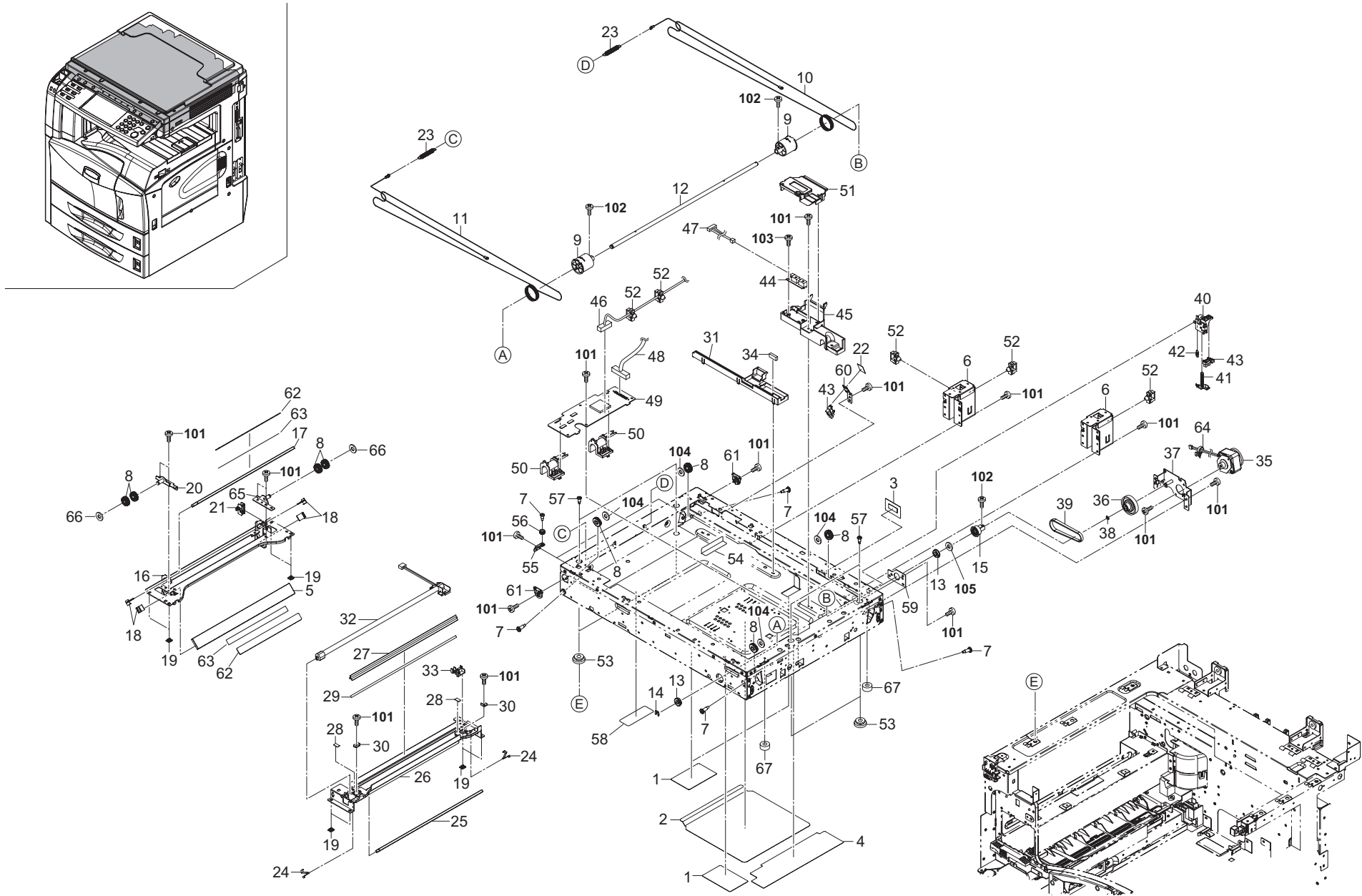


FIG. 9 Scanner Unit I

2GN/2GP/2GR-3

Ref. No.	Part.No.	Alternative.	Description	Quantity			
				110	120	230	240
1	302GR17410	2GR17410	SEAL FRAME A	3	3	3	3
2	302GR17420	2GR17420	SEAL FRAME B	1	1	1	1
3	302GR17450	2GR17450	SEAL GUIDE WIRE D	1	1	1	1
4	302GR17460	2GR17460	SEAL FRAME C	1	1	1	1
5	302GR17960	2GR17960	MIRROR C	1	1	1	1
6	302GR17270	2GR17270	MOUNT DP HINGE	2	2	2	2
7	302GR17350	2GR17350	PIN WIRE PULLEY B	6	6	6	6
8	302GR17820	2GR17820	PULLEY SCANNER	8	8	8	8
9	2C912340		DRUM PULLEY	2	2	2	2
10	302GR17100	2GR17100	REAR WIRE SCANNER	1	1	1	1
11	302GR17110	2GR17110	FRONT WIRE SCANNER	1	1	1	1
12	302GR17190	2GR17190	SHAFT SCANNER	1	1	1	1
13	28107400		BEARING,688ZZNR	2	2	2	2
14	2BC06910		STOPPER 6	1	1	1	1
15	302GR17210	2GR17210	PULLEY SCANNER 43	1	1	1	1
16	302GR17091	2GR17091	MIRROR FRAME B	1	1	1	1
17	302GR17280	2GR17280	MIRROR B	1	1	1	1
18	75712080		MIRROR HOLDER	4	4	4	4
19	2DC12230		SLIDER SCANNER	8	8	8	8
20	302GR17131	2GR17131	ADJUSTING PLATE B	1	1	1	1
21	302GR17150	2GR17150	GUIDE WIRE B	1	1	1	1
22	302GR17970	2GR17970	STOPPER PI	1	1	1	1
23	302C912291	2C912291	SPRING SCANNER TENSION	2	2	2	2
24	2BC12190		SPRING,MIRROR HOLDER	2	2	2	2
25	2FB12140		MIRROR A	1	1	1	1
26	302GR17082	2GR17082	MIRROR FRAME A	1	1	1	1
27	302GR17250	2GR17250	REFLECTOR SCANNER	1	1	1	1
28	302GR17400	2GR17400	FILM LAMP	2	2	2	2
29	302GR17620	2GR17620	TAPE REFLECTOR	1	1	1	1
30	2C912150		RETAINER WIRE	2	2	2	2
31	302GR17160	2GR17160	GUIDE WIRE C	1	1	1	1
32	302GR17120	2GR17120	LAMP SCANNER	1	1	1	1
33	302GR17140	2GR17140	GUIDE WIRE A	1	1	1	1
34	302GR17440	2GR17440	HOLDER GUIDE WIRE C	1	1	1	1
35	302GR44270	2GR44270	MOTOR SCANNER	1	1	1	1
36	302GR17200	2GR17200	PULLEY SCANNER 47/34	1	1	1	1
37	302GR17220	2GR17220	MOUNT SCANNER DRIVE	1	1	1	1
38	5MVS665KB001	2BM40060	CUT WASHER	1	1	1	1
39	302GR17230	2GR17230	BELT SCANNER	1	1	1	1
40	302GR17300	2GR17300	MOUNT RELEASE SWITCH	1	1	1	1
41	302GR17370	2GR17370	SWITCH RELEASE	1	1	1	1
42	302GR17380	2GR17380	SPRING RELEASE SWITCH	1	1	1	1
43	2C927210		SENSOR 248NL1	2	2	2	2
44	2C927090		SENSOR ORIGINAL	1	1	1	1
45	302GR17740	2GR17740	GUIDE WIRE D	1	1	1	1
46	302GR46021	2GR46021	WIRE SHD-SCANNER PWB	1	1	1	1
47	302GR46040	2GR46040	WIRE SCANNER HP SW	1	1	1	1
48	302GR46091	2GR46091	WIRE CCD DATA	1	1	1	1
49	302GR01050	2GR01050	SHD PWB ASS'Y	1	1	1	1
50	302GR17340	2GR17340	GUIDE FFC	2	2	2	2

Ref. No.	Part.No.	Alternative.	Description	Quantity			
				110	120	230	240
51	302GR17770	2GR17770	GUIDE WIRE E	1	1	1	1
52	7YZM610001++H01	YZ010230	ACCESS SADDLE	5	5	5	5
53	2AV12280		BASE RUBBER,SCANNER SECTION	4	4	4	4
54	302GR17930	2GR17930	SEAL SCANNER FRAME E	2	2	2	2
55	302GR17860	2GR17860	PLATE PULLEY	2	2	2	2
56	2BC07050		PULLEY,LIFT WIRE	2	2	2	2
57	302GR17180	2GR17180	PIN SCANNER RETAINING	4	4	4	4
58	302DA12070	2DA12070	SEAL SCANNER	1	1	1	1
59	302GR17880	2GR17880	HOLDER BEARING	1	1	1	1
60	302GR17750	2GR17750	HOLDER PI	1	1	1	1
61	302GR17900	2GR17900	HOLDER RETAINER A	2	2	2	2
62	302GR17830	2GR17830	PLATE MIRROR B	2	2	2	2
63	302GR17840	2GR17840	SEAL PLATE MIRROR B	2	2	2	2
64	M21AH010		BAND,RSG-130-V0(KITAGAWA)	1	1	1	1
65	302GR17980	2GR17980	PULLEY PLATE B	1	1	1	1
66	2BG22990		CUT WASHER 4	2	2	2	2
67	302BG04560	2BG04560	COVER SCREW	2	2	2	2
101	5MBTPB3006TW++R	B1A53060	BIND T.T SCREW(+)/ M3 X 6 CRFREE S-T				
102	B0A23080		+ROUND HEAD SCREW WITH SW.W M3X8				
103	5MBTPB3008PW++R	B1A63080	BIND T.T SCREW(+)/ M3 X 8 CRFREE P-T				
104	C2895950		SHIM 6.2-1.0T				
105	7BCW7085D020H01	C3791130	WAVE WASHER SUS WW8.5X13X0.2				

- Parts with "\*" are component parts or sub-assemblies of the assembly appearing immediately above them.
- Parts with "⊙" indicate regular maintenance parts.

- Parts with "•" are component parts or sub-assembly with "•" appearing immediately above them.

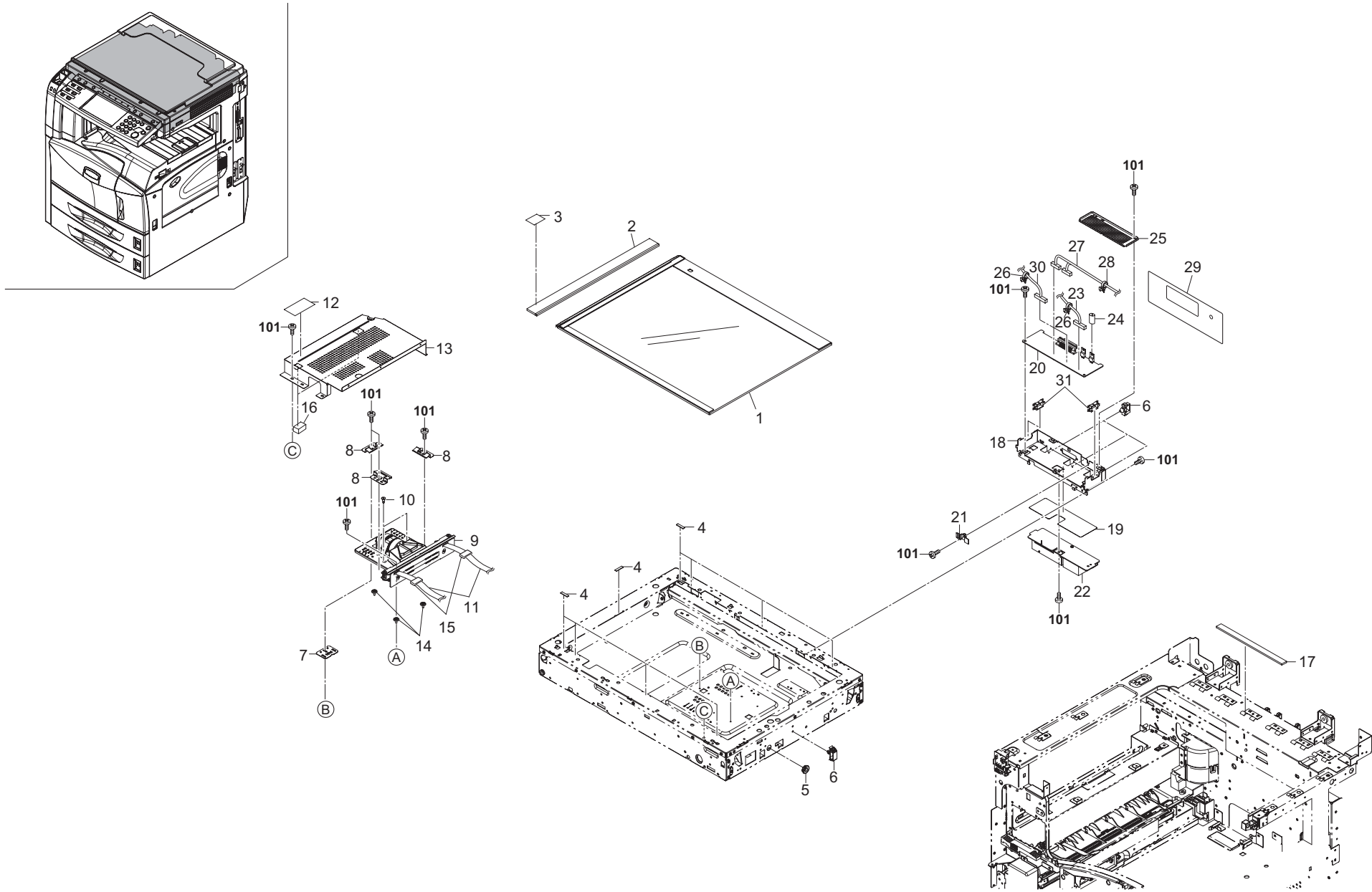


FIG. 10 Scanner Unit II

2GN/2GP/2GR-5

Ref. No.	Part.No.	Alternative.	Description	Quantity			
				110	120	230	240
⊙ 1	302GR93310	2GR93310	PARTS CONTACT GLASS (M) ASSY	1	1	1	1
⊙ 1	302GR93320	2GR93320	PARTS CONTACT GLASS (I) ASSY		1		
⊙ 2	302GR94380	2GR94380	PARTS CONTACT GLASS DP ASSY	1	1	1	1
⊙ 3	302GR17950	2GR17950	SPACER CONTACT GLASS DP	1	1	1	1
4	29812291		CUSHION, CONTACT GLASS	9	9	9	9
5	7YZM110004++H01	YZ037960	ACCESS.BUSHING	1	1	1	1
6	7YZM610007++H01	YZ023340	ACCESS.SADDLE	4	4	4	4
7	302GR17670	2GR17670	PLATE HOLDER ISU	1	1	1	1
8	302GR17680	2GR17680	PLATE SPRING ISU	3	3	3	3
⊙ 9	302GR93100	2GR93100	PARTS ISU	1	1	1	1
10	302GR17811	2GR17811	PIN MOUNT LENS	2	2	2	2
11	302GR46010	2GR46010	WIRE CCD1	2	2	2	2
12	2A105180		LABEL, CAUTION CONTACT GLASS	1	1	1	1
13	302GR17560	2GR17560	COVER ISU	1	1	1	1
14	302GR17660	2GR17660	PIN ISU	3	3	3	3
15	7YBFP007C001H01	YB001950	FERRITE CORE	2	2	2	2
16	7ZGSTG151018H01	ZG045090	SHIELD GASKET	2	2	2	2
17	7ZG65TSV+200H01	ZG045190	SHIELD GASKET	1	1	1	1
18	302GR17320	2GR17320	MOUNT SCANNER PWB	1	1	1	1
19	302GR17430	2GR17430	SEAL LAMP INVERTER	1	1	1	1
⊙ 20	302GR01040	2GR01040	SCANNER PWB ASS'Y WITH SOFTWARE	1	1	1	1
21	302GR17330	2GR17330	RETAINER REGULATOR	1	1	1	1
⊙ 22	302GR45080	2GR45080	UNIT LAMP INVERTER	1	1	1	1
23	302GR46060	2GR46060	WIRE LAMP INVERTER	1	1	1	1
24	7ZS22110301+H01	ZS038190	THERMAL SEAT	1	1	1	1
⊙ 25	302GR17730	2GR17730	LID PWB S	1	1	1	1
26	M0207000	49826601	BINDING BAND,KB-100-1	2	2	2	2
27	302GR46080	2GR46080	WIRE SCANNER-IPU PWB	1	1	1	1
28	M21AH010		BAND,RSG-130-V0(KITAGAWA)	1	1	1	1
29	302GR17890	2GR17890	SEAL SCANNER PWB	1	1	1	1
30	302GR46070	2GR46070	WIRE SCANNER POWER	1	1	1	1
31	7YZM210003++H01	YZ037970	ACCESS.EDGING	2	2	2	2

Ref. No.	Part.No.	Alternative.	Description	Quantity			
				110	120	230	240
101	5MBTPB3006TW++R	B1A53060	BIND T.T SCREW(+)/ M3 X 6 CRFREE S-T				

- Parts with "\*" are component parts or sub-assemblies of the assembly appearing immediately above them.
- Parts with "⊙" indicate regular maintenance parts.

- Parts with ".•" are component parts or sub-assembly with ".•" appearing immediately above them.

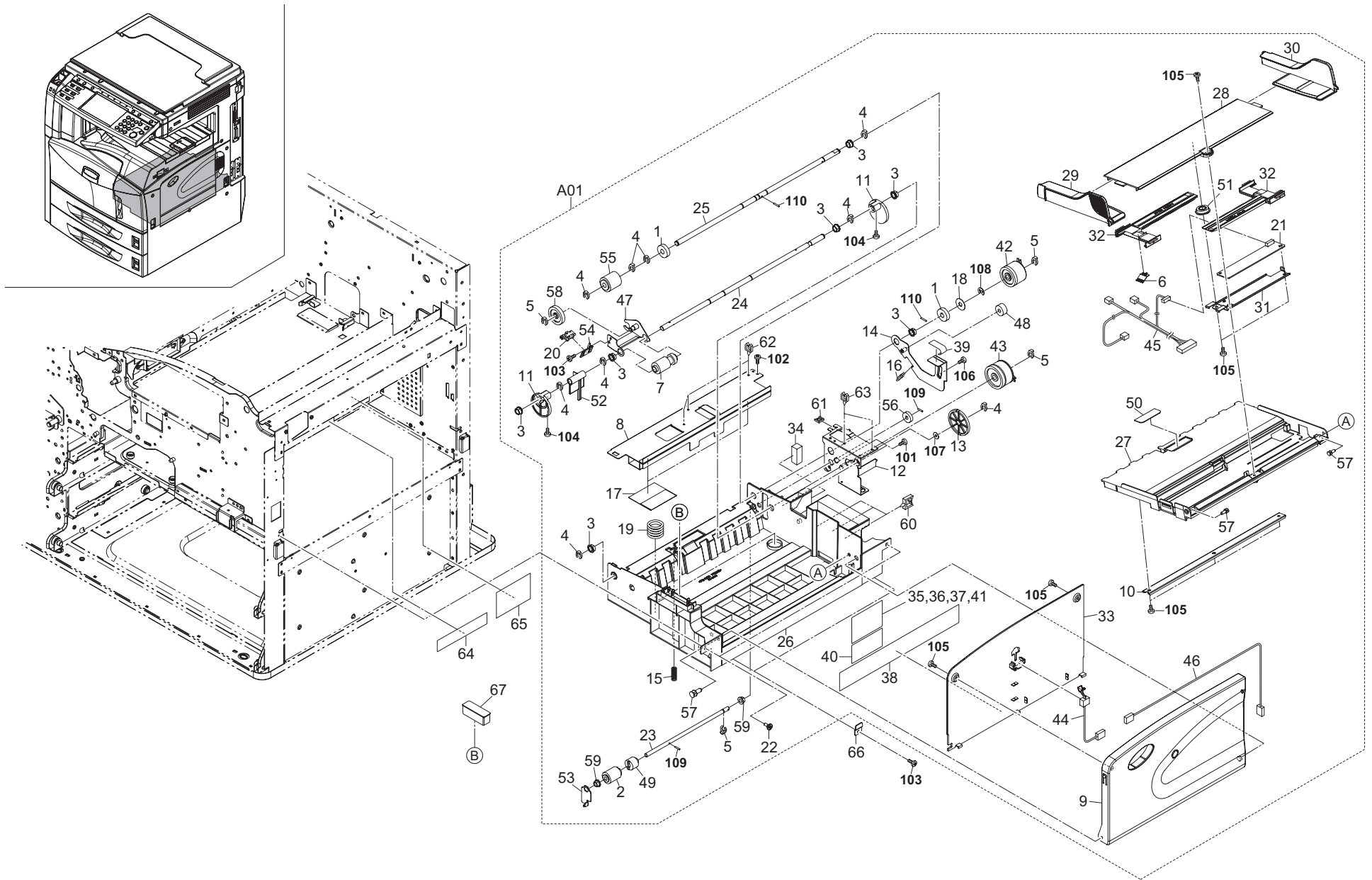


FIG. 11 Bypass Unit

2GN/2GP/2GR-5

Ref. No.	Part.No.	Alternative.	Description	Quantity			
				110	120	230	240
⊙ A01	302GR93111	2GR93111	PARTS BYPASS UNIT	1	1	1	1
⊙ 1	*29415100	45729416	GEAR, TONER ROLLER	2	2	2	2
⊙ 2	*2AR07230		PULLEY, SEPARATION	1	1	1	1
⊙ 3	*2BC06510		BUSHING 8	7	7	7	7
⊙ 4	*2BC06910		STOPPER 6	9	9	9	9
⊙ 5	*2BC06980		STOPPER 5	4	4	4	4
⊙ 6	*2BC07860		TERMINAL, PAPER SIZE DETECTION	1	1	1	1
⊙ 7	*2BJ06010		PULLEY FEED A	1	1	1	1
⊙ 8	*2BL06530		COVER BYPASSUNIT	1	1	1	1
⊙ 9	*2BL06600		COVER BYPASS TRAY	1	1	1	1
⊙ 10	*2BL06650		STAY LIFTPLATE	1	1	1	1
⊙ 11	*2BL06680		CAM BYPASS	2	2	2	2
⊙ 12	*2BL06690		MOUNT BYPASSDRIVE	1	1	1	1
⊙ 13	*2BL06720		GEAR 55/15	1	1	1	1
⊙ 14	*2BL06850		JOINT RETARD	1	1	1	1
⊙ 15	*2BL06860		SPRING RETARD	1	1	1	1
⊙ 16	*2BL06870		SPRING JOINTRETARD	1	1	1	1
⊙ 17	*2BL06880		FILM BYPASS	2	2	2	2
⊙ 18	*2BL06990		STOPPER GEAR 8-25	1	1	1	1
⊙ 19	*2BL07860		SPRING BYPASS	2	2	2	2
⊙ 20	*2C927210		SENSOR 248NL1	1	1	1	1
⊙ 21	*2FG01020		SIZE DETECTION ASSY	1	1	1	1
⊙ 22	*302BL04411	2BL04411	PIN COVER	2	2	2	2
⊙ 23	*302BL06751	2BL06751	SHAFT RETARD	1	1	1	1
⊙ 24	*302BL06761	2BL06761	SHAFT BYPASSCAM	1	1	1	1
⊙ 25	*302BL06771	2BL06771	SHAFT BYPASS	1	1	1	1
⊙ 26	*302GR08011	2GR08011	BASE BYPASS	1	1	1	1
⊙ 27	*302GR08021	2GR08021	PLATE LIFT BYPASS	1	1	1	1
⊙ 28	*302GR08030	2GR08030	COVER CURSOR	1	1	1	1
⊙ 29	*302GR08040	2GR08040	FRONT CURSOR BYPASS	1	1	1	1
⊙ 30	*302GR08050	2GR08050	REAR CURSOR BYPASS	1	1	1	1
⊙ 31	*302GR08060	2GR08060	MOUNT SIZE PWB	1	1	1	1
⊙ 32	*302GR08070	2GR08070	RACK CURSOR	2	2	2	2
⊙ 33	*302GR08080	2GR08080	TABLE BYPASS	1	1	1	1
⊙ 34	*302GR08090	2GR08090	CUSHION MPF A	1	1	1	1
⊙ 35	*302GR34090	2GR34090	LABEL SET PAPER CAUTION A	1	1	1	1
⊙ 36	*302GR34100	2GR34100	LABEL SET PAPER CAUTION E	1	1	1	1
⊙ 37	*302GR34110	2GR34110	LABEL SET PAPER CAUTION J	1	1	1	1
⊙ 38	*302GR34122	2GR34122	LABEL BYPASS SIZE	1	1	1	1
⊙ 39	*302GR34250	2GR34250	LABEL JAM A4	1	1	1	1
⊙ 40	*302GR34260	2GR34260	LABEL SET PAPER CAUTION	1	1	1	1
⊙ 41	*302GR34410	2GR34410	LABEL SET PAPER CAUTION TW	1	1	1	1
⊙ 42	*302GR44120	2GR44120	CLUTCH FEED	1	1	1	1
⊙ 43	*302GR44131	2GR44131	CLUTCH FEED B	1	1	1	1
⊙ 44	*302GR44280	2GR44280	SWITCH BYPASS SIZE	1	1	1	1
⊙ 45	*302GR46230	2GR46230	WIRE BYPASS UNIT	1	1	1	1
⊙ 46	*302GR46270	2GR46270	WIRE BYPASS TRAY	1	1	1	1
⊙ 47	*303A206131	3A206131	JOINT, BYPASS PICKUP	1	1	1	1
⊙ 48	*33906160		GEAR 16, PAPER FEED	1	1	1	1
⊙ 49	*33906430		TORQUE LIMITER, BYPASS	1	1	1	1

Ref. No.	Part.No.	Alternative.	Description	Quantity			
				110	120	230	240
⊙ 50	*34806490		FRICTION PLATE, BYPASS LEADING FEED	1	1	1	1
⊙ 51	*34907141		GEAR 18, CASSETTE	1	1	1	1
⊙ 52	*3A206100		ARM, BYPASS PE	1	1	1	1
⊙ 53	*3A206170		HOLDER, RETARD	1	1	1	1
⊙ 54	*3A206210		MOUNT, BYPASS PE SWITCH	1	1	1	1
⊙ 55	*61706770		UPPER PULLEY, BYPASS	1	1	1	1
⊙ 56	*66006810		GEAR, 16 BYPASS PULLEY	1	1	1	1
⊙ 57	*66007310		PIN, CASSETTE WORK PLATE	3	3	3	3
⊙ 58	*72321350		GEAR 30, FD EJECT IDLE	1	1	1	1
⊙ 59	*73210450		BUSH, 6	2	2	2	2
⊙ 60	*7YZM610003++H01	YZ010250	ACCESS SADDLE	3	3	3	3
⊙ 61	*M2104350		EDGING, EDS-0607M(KITAGAWA)	1	1	1	1
⊙ 62	*M2105210		MINI CLAMP, UAMS-02WL-0(KITAGAWA)	3	3	3	3
⊙ 63	*M2105740		MINIATURE CLAMP, UAMS-05S-2	2	2	2	2
⊙ 64	3A205010		LABEL, CAUTION GEAR	1	1	1	1
⊙ 65	302GR34170	2GR34170	LABEL BYPASS JAM R	1	1	1	1
⊙ 66	2BL06890		PLATE BYPASS HOLD	2	2	2	2
⊙ 67	303JT39020	3JT39020	COVER CF	1	1	1	1
⊙ 101	5MBTPB3006PW++R	B1B63060	BIND T.T SCREW(+)/ M3 X 6 CRFREE P-T				
⊙ 102	5MBTPB3006TW++R	B1A53060	BIND T.T SCREW(+)/ M3 X 6 CRFREE S-T				
⊙ 103	B1B03050		+BIND SCREW M3X05(TRIVALENT CHROM)				
⊙ 104	B1B03080		+BIND SCREW M3X08				
⊙ 105	BAA63080		+TP TAP-TITE P SCREW M3X08				
⊙ 106	BAB63060		+TP TAP-TITE P SCREW M3X06				
⊙ 107	C2895130		SHIM 8.2-0.5T				
⊙ 108	D1A00600		STOP RING E-6(TRIVALENT CHROMATING)				
⊙ 109	5MBP2010WXSP	E0020100	SPRING PIN / M2 X 10 S-BLK				
⊙ 110	5MBP2014WXSP	E0020140	SPRING PIN / M2 X 14 S-BLK				

- Parts with "\*" are component parts or sub-assemblies of the assembly appearing immediately above them.
- Parts with "⊙" indicate regular maintenance parts.

- Parts with "•" are component parts or sub-assembly with "•" appearing immediately above them.

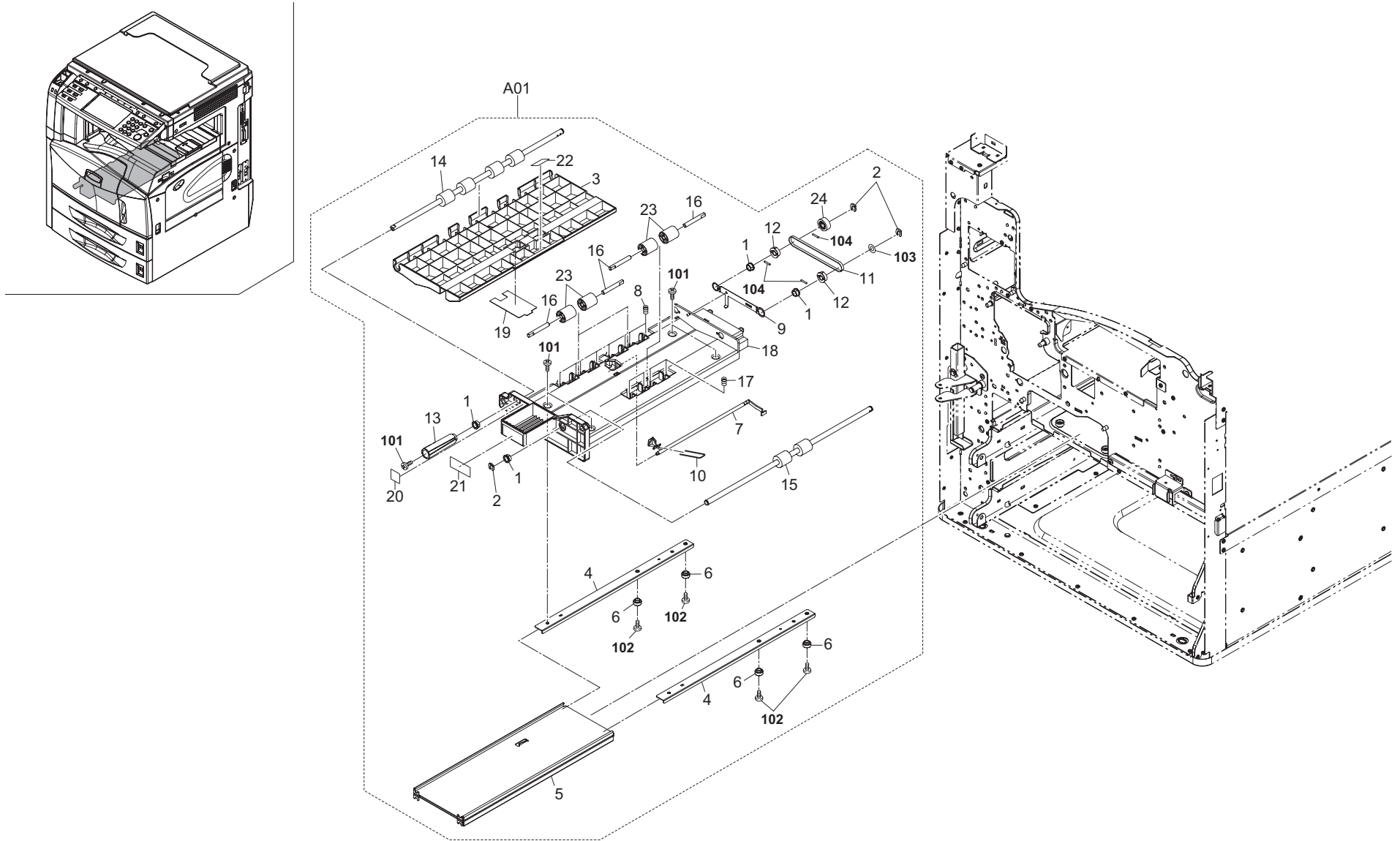




FIG. 12 Bypass Feed Unit

2GN/2GP/2GR-2

Ref. No.	Part.No.	Alternative.	Description	Quantity			
				110	120	230	240
⊙ A01	302GR93120	2GR93120	PARTS BYPASS FEED UNIT	1	1	1	1
1	*2BC06510		BUSHING 8	4	4	4	4
2	*2BC06910		STOPPER 6	3	3	3	3
3	*2BL06520		UPPERGUIDE BYPASS	1	1	1	1
4	*2BL06570		MOUNT RAIL	2	2	2	2
5	*2BL06580		RAIL BYPASS	1	1	1	1
6	*2BL06590		PULLEY RAIL	4	4	4	4
⊙ 7	*2BL06730		ACTUATOR BYPASSFEED	1	1	1	1
8	*2BL06780		SPRING BYPASSFEED	8	8	8	8
9	*2BL06790		GROUNDPLATE BYPASS	1	1	1	1
10	*2BL06800		SPRING BYPASS	1	1	1	1
11	*2BL06810		BELT BYPASSFEED	1	1	1	1
⊙ 12	*2BL06820		PULLEY25 BYPASSFEED	2	2	2	2
13	*2BL06830		DIAL BYPASSFEED	1	1	1	1
⊙ 14	*302BL06541	2BL06541	ROLLER2 BYPASSFEED	1	1	1	1
⊙ 15	*302BL06561	2BL06561	ROLLER4 BYPASSFEED	1	1	1	1
16	*302BL06741	2BL06741	SHAFT BYPASSFEED	6	6	6	6
17	*302GR06510	2GR06510	SPRING BYPASSFEED	4	4	4	4
18	*302GR08100	2GR08100	BASE BYPASS FEED	1	1	1	1
19	*302GR08110	2GR08110	FILM UPPER GUIDE	1	1	1	1
20	*302GR34050	2GR34050	LABEL JAM A1	1	1	1	1
21	*302GR34060	2GR34060	LABEL JAM A2	1	1	1	1
22	*302GR34070	2GR34070	LABEL JAM A3	1	1	1	1
⊙ 23	*33906660		RIGHT PULLEY,FEED	6	6	6	6
⊙ 24	*36722860		GEAR 18	1	1	1	1

Ref. No.	Part.No.	Alternative.	Description	Quantity			
				110	120	230	240
101	5MBSP43006NW++R	B4A03060	TP HEAD SCREW(+)/ M3 X 6 DRFREE				
102	B4A03040		+TP-A SCREW M3X04(TRIVALENT CHROM				
103	C2808200		POLYESTER SLIDER WASHER 8X20X0.5T				
104	5MBP2012WXSP	E0020120	SPRING PIN / M2 X 12 S-BLK				

- Parts with "\*" are component parts or sub-assemblies of the assembly appearing immediately above them.
- Parts with "⊙" indicate regular maintenance parts.

- Parts with ".•" are component parts or sub-assembly with ".•" appearing immediately above them.

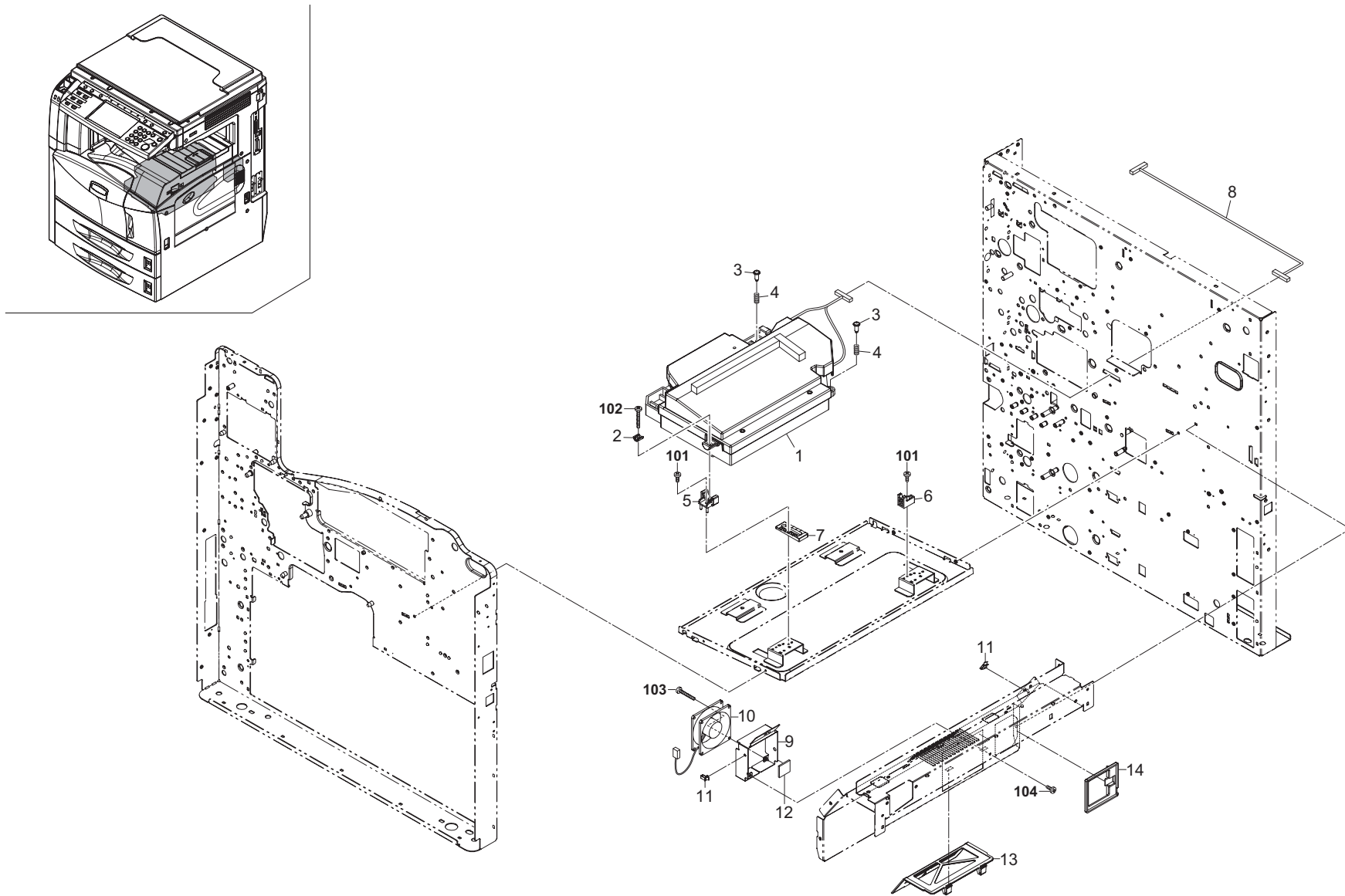


FIG. 13 LSU

2GN/2GP/2GR-5

Ref. No.	Part.No.	Alternative.	Description	Quantity			
				110	120	230	240
⊙ 1	302GR93091	2GR93091	LK-710	1	1	1	1
2	2BL13120		FRONT MOUNT HOUSING	1	1	1	1
3	302GR02830	2GR02830	PIN LSU FIXING	2	2	2	2
4	2BL13290		SPRING FIX LSU	2	2	2	2
5	2BL13070		FRONT ADJUSTING LSU	1	1	1	1
6	2BL13060		REAR ADJUSTING LSU	1	1	1	1
7	2BL13250		ADJUSTING PLT LSU	1	1	1	1
8	302GR46150	2GR46150	WIRE LSU	1	1	1	1
9	2BL02230		MOUNT FAN	1	1	1	1
⊙ 10	302GR44080	2GR44080	FAN LSU 60-25	1	1	1	1
11	7YZM610007++H01	YZ023340	ACCESS.SADDLE	2	2	2	2
12	2BL02240		SPONGE FAN	1	1	1	1
⊙ 13	302GR94430	2GR94430	PARTS FILTER DUST F1 ASSY	1	1	1	1
⊙ 14	302GR94440	2GR94440	PARTS FILTER DUST F2 ASSY	1	1	1	1

Ref. No.	Part.No.	Alternative.	Description	Quantity			
				110	120	230	240
101	B1B03100		+BIND SCREW M3X10				
102	7BB000425H	BB045330	+BIND SCREW M4X25 CRFREE				
103	7BB000430H	BB040770	+BIND SCREW M4X30 CRFREE				
104	B1B03050		+BIND SCREW M3X05(TRIVALENT CHROM				

- Parts with "\*" are component parts or sub-assemblies of the assembly appearing immediately above them.
- Parts with "⊙" indicate regular maintenance parts.

- Parts with "\*" are component parts or sub-assembly with "\*" appearing immediately above them.

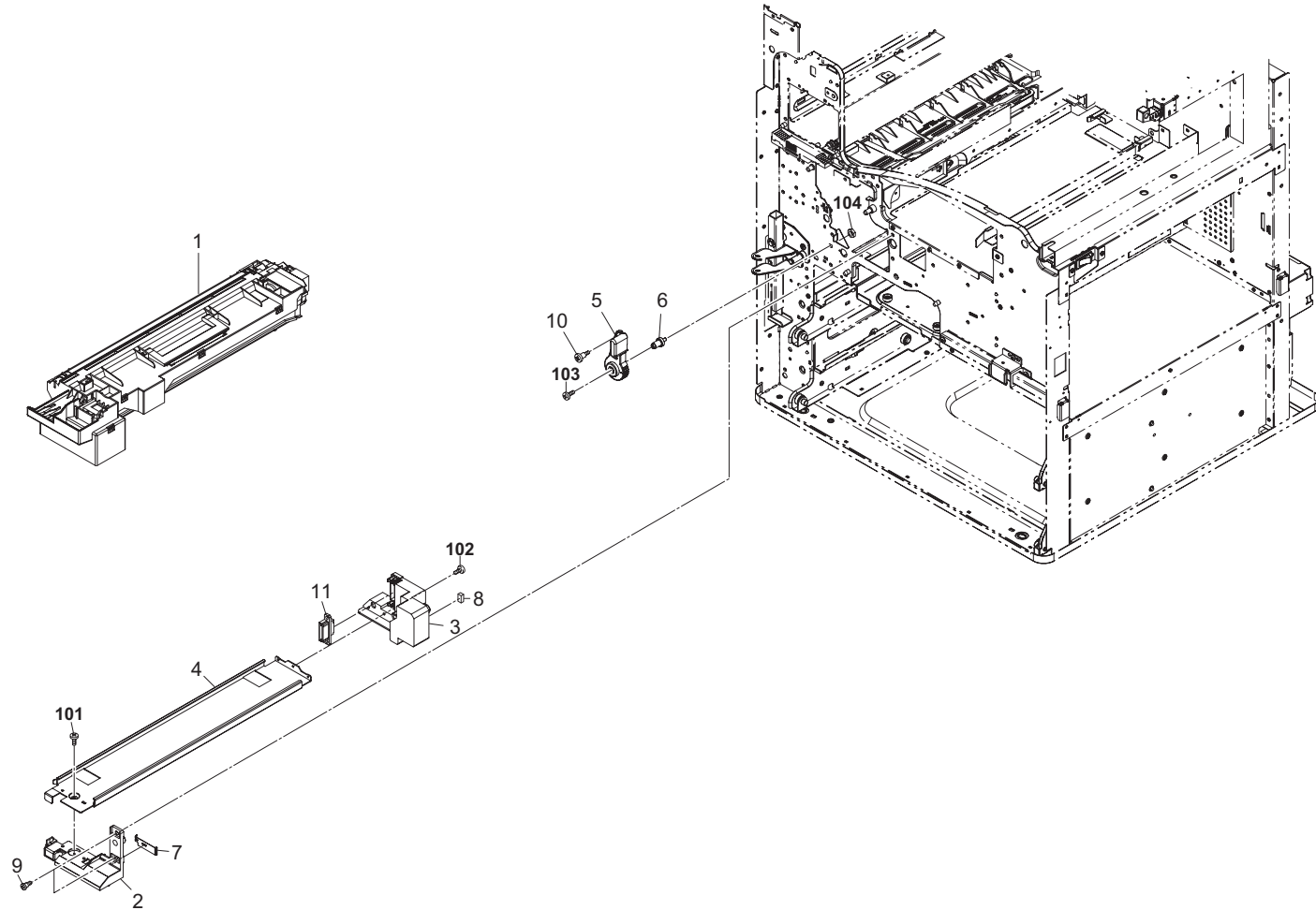
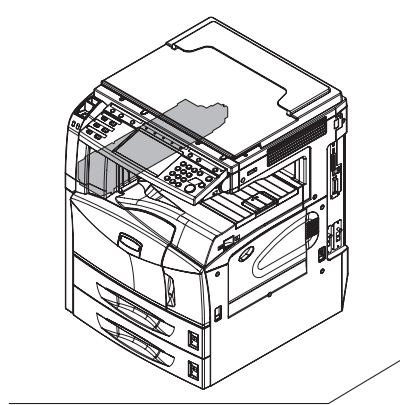


FIG. 14 Developer Unit

2GN/2GP/2GR-5

Ref. No.	Part.No.	Alternative.	Description	Quantity				
				110	120	230	240	
⊙	1	302GR93031	2GR93031	DV-715	1	1	1	1
	2	2BL14180		FRONT ARM RAIL	1	1	1	1
	3	2BL14190		REAR ARM RAIL	1	1	1	1
	4	2BL14200		RAIL DLP	1	1	1	1
	5	2BL14210		LEVER DLP	1	1	1	1
	6	2BL14220		PIN LEVER DLP	1	1	1	1
	7	2BL14350		GROUND PLATE RAIL	1	1	1	1
	8	2BL14480		SEAL WIRE	1	1	1	1
	9	302GR02852	2GR02852	PIN DLP RAIL	2	2	2	2
	10	3036006141	36006141	PIN,JAM REMOUMENT DIAL	1	1	1	1
	11	7YCC10B1112+H01	YC046880	CONNECTOR	1	1	1	1

Ref. No.	Part.No.	Alternative.	Description	Quantity			
				110	120	230	240
101	5MBTPB3008PW++R	B1A63080	BIND T.T SCREW(+)/ M3 X 8 CRFREE P-T				
102	5MBTPB3006TW++R	B1A53060	BIND T.T SCREW(+)/ M3 X 6 CRFREE S-T				
103	5MBSP43006NW++R	B4A03060	TP HEAD SCREW(+)/ M3 X 6 DRFREE				
104	C1B14070		NUT SNM4(TRIVALENT CHROMATING)				

- Parts with "•" are component parts or sub-assemblies of the assembly appearing immediately above them.
- Parts with "⊙" indicate regular maintenance parts.

- Parts with "••" are component parts or sub-assembly with "•" appearing immediately above them.

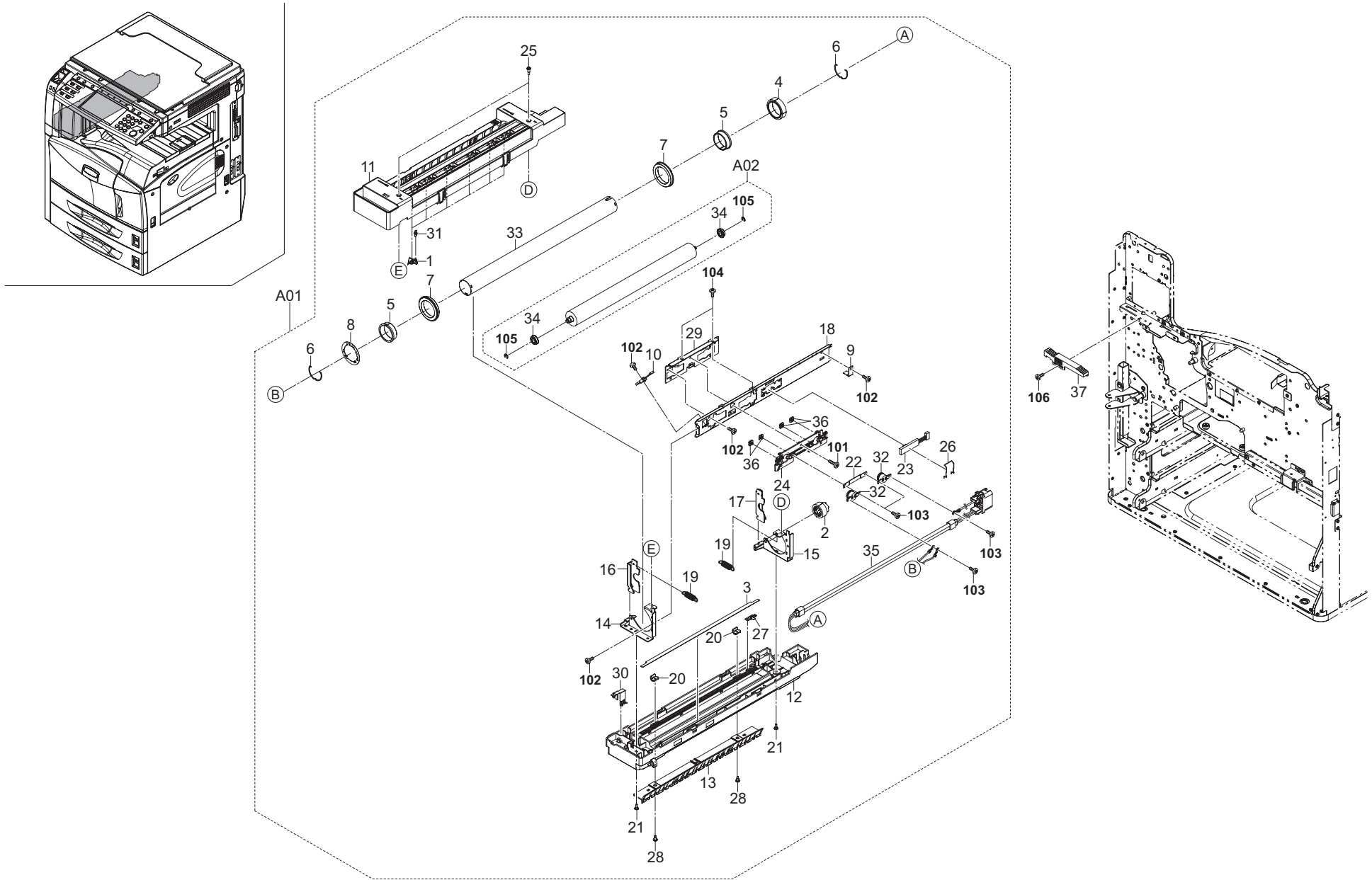


FIG. 15 Fuser Unit

2GN/2GP/2GR-2

	Ref. No.	Part.No.	Alternative.	Description	Quantity			
					110	120	230	240
⊙	A01	302GR93051	2GR93051	FK-715 U		1		
⊙	A01	302GR93061	2GR93061	FK-715 E			1	1
⊙	A01	302GR93510	2GR93510	FK-715 TW	1			
⊙	1	*2BL20080		CLAW HEAT ROLLER	6	6	6	6
⊙	2	*2BL20260		GEAR FIXING Z33	1	1	1	1
⊙	3	*2BL20330		STATIC ELIMINATOR PRESS	1	1	1	1
⊙	4	*2FG20070		GEAR 49 HEAT ROLLER	1	1	1	1
⊙	5	*2FG20190		BUSHING HEAT ROLLER	2	2	2	2
⊙	6	*2FG20200		STOPPER HEAT ROLLER	2	2	2	2
⊙	7	*2FG20230		BEARING HEAT ROLLER	2	2	2	2
⊙	8	*2FG20280		GROUND PLATE FIXING	1	1	1	1
⊙	9	*302F725430	2F725430	STATIC ELIMINATOR HEAT ROLLER	1	1	1	1
⊙	10	*302FG20211	2FG20211	THERMISTOR FIXING	1	1	1	1
	11	*302GR25011	2GR25011	UPPER FRAME FUSER	1	1	1	1
	12	*302GR25022	2GR25022	LOWER FRAME FUSER	1	1	1	1
	13	*302GR25030	2GR25030	GUIDE CHUTE	1	1	1	1
	14	*302GR25040	2GR25040	FRONT FRAME FUSER	1	1	1	1
	15	*302GR25050	2GR25050	REAR FRAME FUSER	1	1	1	1
	16	*302GR25060	2GR25060	FRONT PRESSING PLATE	1	1	1	1
	17	*302GR25070	2GR25070	REAR PRESSING PLATE	1	1	1	1
	18	*302GR25080	2GR25080	STAY RIGHT FUSER	1	1	1	1
	19	*302GR25091	2GR25091	SPRING PRESSURE	2	2	2	2
	20	*302GR25100	2GR25100	PLATE GUIDE CHUTE	2	2	2	2
	21	*302GR25161	2GR25161	PIN LOWER FRAME	2	2	2	2
	22	*302GR25180	2GR25180	PLATE THERMO CUT	1	1	1	1
⊙	23	*302GR25190	2GR25190	THERMISTOR FUSER NC	1	1	1	1
	24	*302GR25200	2GR25200	HOLDER THERMO CUT	1	1	1	1
	25	*302GR25210	2GR25210	PIN UPPER FRAME	2	2	2	2
	26	*302GR25220	2GR25220	SPRING THERMISTOR	1	1	1	1
	27	*302GR25230	2GR25230	PLATE ELIMINATOR	1	1	1	1
	28	*302GR25241	2GR25241	PIN GUIDE CHUTE	2	2	2	2
	29	*302GR25250	2GR25250	MOUNT THERMO CUT HOLDER	1	1	1	1
	30	*302GR25270	2GR25270	GROUND PLATE FUSER	1	1	1	1
	31	*302GR25280	2GR25280	SPRING CLAW	6	6	6	6
⊙	32	*302GR25290	2GR25290	THERMOSTAT M FUSER	2	2	2	2
⊙	33	*302GR94270	2GR94270	PARTS,ROLLER HEAT SP	1	1	1	1
⊙	A02	*302GR94280	2GR94280	PARTS,ROLLER PRESS SP	1	1	1	1
	34	**2C920330		BEARING PRESSURE	2	2	2	2
⊙	35	*302GR94300	2GR94300	PARTS,HEATER 120 FUSER SP			1	
⊙	35	*302GR94310	2GR94310	PARTS,HEATER 230 FUSER SP				1
⊙	35	*302GR94520	2GR94520	PARTS,HEATER 110 FUSER SP	1			
	36	*5MMS111SL002	2BY20050	NUT FUSER A /FS-1800/3800 A4	4	4	4	4
	37	302GR02120	2GR02120	ADJUSTOR FUSER	1	1	1	1

	Ref. No.	Part.No.	Alternative.	Description	Quantity			
					110	120	230	240
	101	5MBTPB3012TW++R	B1B53120	BIND T.T SCREW(+)/ M3 X 12 CRFREE S-T				
	102	5MBTPB3008TW++R	B1A53080	BIND T.T SCREW(+)/ M3 X 8 CRFREE S-T				
	103	5MBSP43006NW++R	B4A03060	TP HEAD SCREW(+)/ M3 X 6 DRFREE				
	104	5MBTPB3006TW++R	B1A53060	BIND T.T SCREW(+)/ M3 X 6 CRFREE S-T				
	105	D1A00400		STOP RING E-4(TRIVALENT CHROMATING)				
	106	B4B03080		+TP-A SCREW M3X08(TRIVALENT CHROM				

- Parts with "\*" are component parts or sub-assemblies of the assembly appearing immediately above them.
- Parts with "⊙" indicate regular maintenance parts.

- Parts with "•" are component parts or sub-assembly with "•" appearing immediately above them.

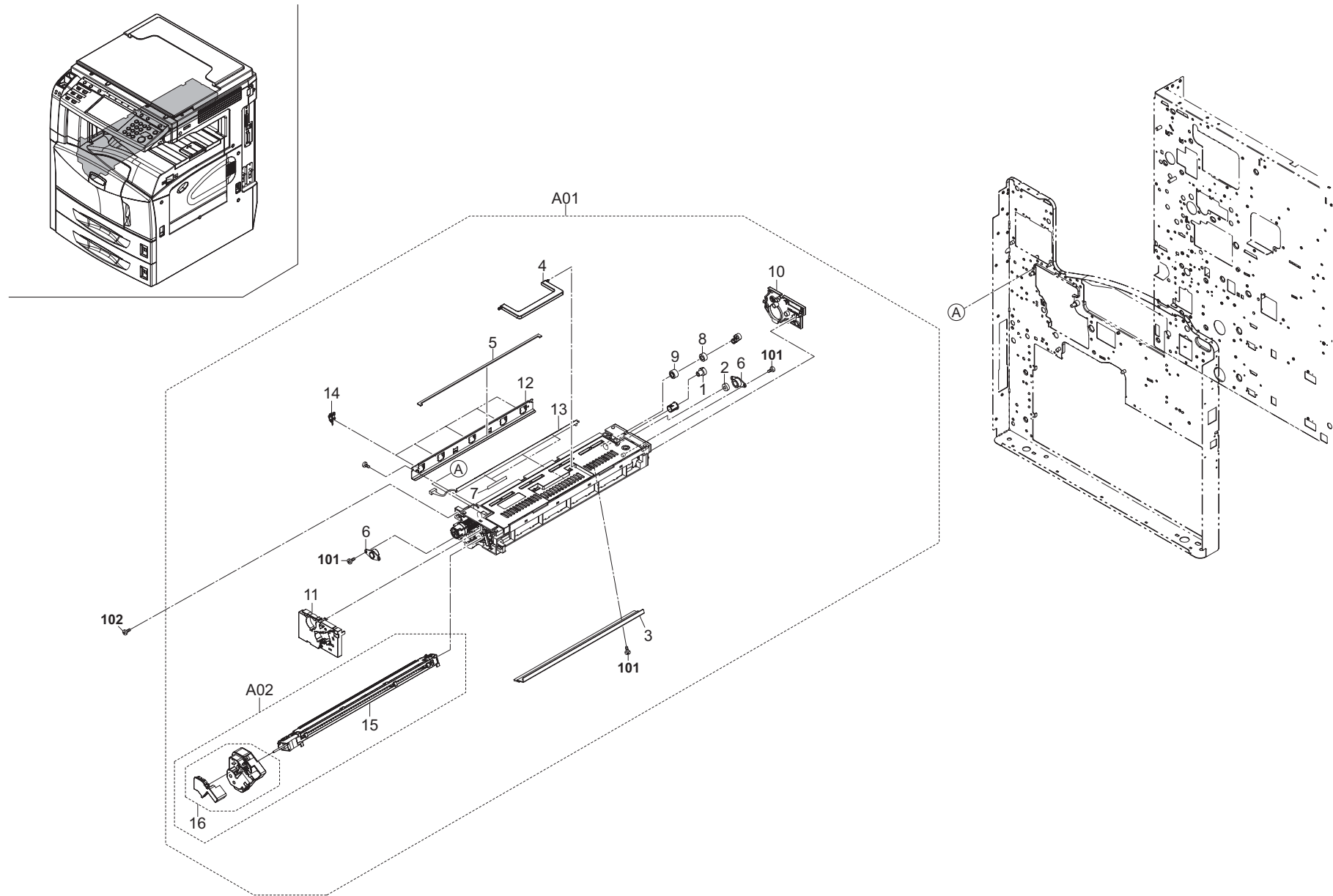




FIG. 16 Drum Unit

2GN/2GP/2GR-2

	Ref. No.	Part.No.	Alternative.	Description	Quantity			
					110	120	230	240
⊙	A01	302GN93011	2GN93011	DK-715 (30ppm)	1	1	1	1
⊙	A01	302GR93041	2GR93041	DK-716 (40/50ppm)	1	1	1	1
	1	*2BL18160		GEAR SPIRAL 16	1	1	1	1
	2	*2BL18170		GEAR IDLE 15	1	1	1	1
⊙	3	*2BL18300		BLADE CLEANING	1	1	1	1
	4	*2BL18320		HANDLE DRUM	1	1	1	1
	5	*2BL18560		SPONGE LOWER SEAL	1	1	1	1
	6	*2BL18630		BUSHING DRUM A	2	2	2	2
⊙	7	*2BL18720		TAPE CLEANING LAMP	2	2	2	2
⊙	8	*2BL18870		GEAR CL ROLLER 15	1	1	1	1
⊙	9	*2BL18880		GEAR CL ROLLER 16	1	1	1	1
	10	*302BL18031	2BL18031	REAR COVER DRUM	1	1	1	1
	11	*302GR12010	2GR12010	FRONT COVER DRUM	1	1	1	1
⊙	12	*302GR12110	2GR12110	LOWER SEAL CLEANING	1	1	1	1
⊙	13	*302GR44230	2GR44230	LAMP CLEANING	1	1	1	1
⊙	14	*302GR93190	2GR93190	PARTS CLAW SEPARATION ASSY	5	5	5	5
⊙	A02	*302GR94530	2GR94530	PARTS MCH MOTOR SET ASSY	1	1	1	1
⊙	15	**302GR93071	2GR93071	MC-710	1	1	1	1
⊙	16	**302GR94451	2GR94451	PARTS MCH MOTOR ASSY	1	1	1	1

	Ref. No.	Part.No.	Alternative.	Description	Quantity			
					110	120	230	240
	101	5MBTPB3008PW++R	B1A63080	BIND T.T SCREW(+)/ M3 X 8 CRFREE P-T				
	102	B1B03080		+BIND SCREW M3X08				

- Parts with "\*" are component parts or sub-assemblies of the assembly appearing immediately above them.
- Parts with "⊙" indicate regular maintenance parts.

- Parts with ". ." are component parts or sub-assembly with ". ." appearing immediately above them.

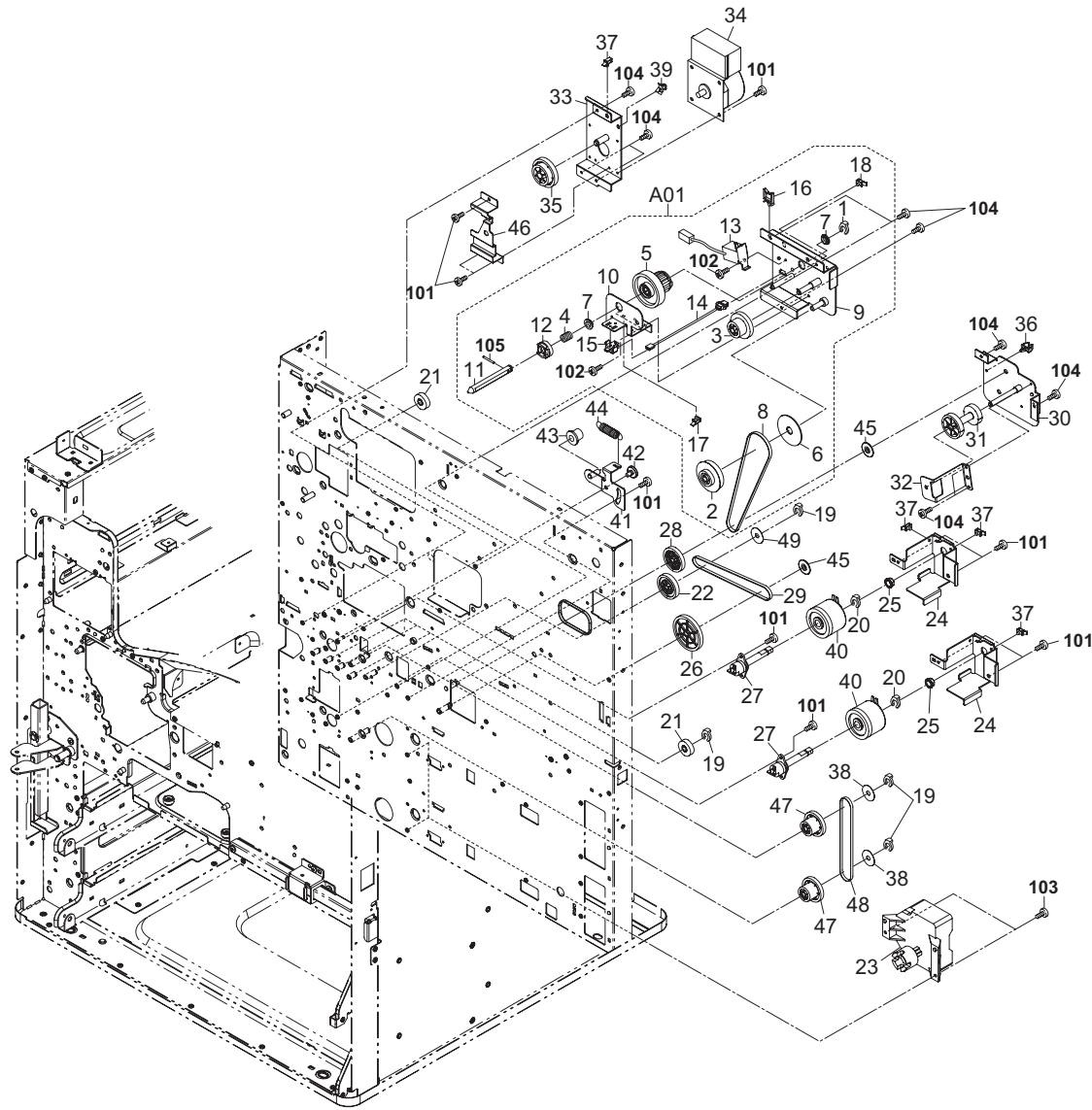
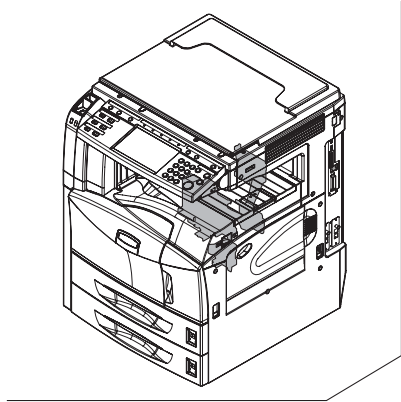


FIG. 17 Drive Unit I

2GN/2GP/2GR-5

Ref. No.	Part.No.	Alternative.	Description	Quantity			
				110	120	230	240
⊙ A01	302GR93211	2GR93211	PARTS CONT DRIVE A ASSY	1	1		
⊙ A01	302GR93221	2GR93221	PARTS CONT DRIVE E ASSY				
1	*2BC06910		STOPPER 6	1	1	1	1
⊙ 2	*2BL22480		GEAR Z24S-P40	1	1	1	1
⊙ 3	*2BL22490		GEAR Z40S-Z25S	1	1	1	1
⊙ 4	*2BL22510		SPRING DRIVE CONT.	1	1	1	1
⊙ 5	*2BL22520		CLUTCH CONTAINER	1	1	1	1
⊙ 6	*2BL22560		PULLEY CONT DRIVE	1	1	1	1
⊙ 7	*2BL22570		BUSH DRIVE CONT 8	2	2	2	2
⊙ 8	*2BL22590		BELT DRIVE CONTAINER	1	1	1	1
9	*302BL22442	2BL22442	PLATE DRIVE CONT.A	1	1	1	1
10	*302BL22451	2BL22451	PLATE DRIVE CONT.B	1	1	1	1
11	*302BL22461	2BL22461	SHAFT DRIVE CONT	1	1	1	1
12	*302GR31010	2GR31010	COUPLING G CONT		1		
12	*302GR31020	2GR31020	COUPLING H CONT	1		1	1
⊙ 13	*302GR44150	2GR44150	SOLENOID TONER	1	1	1	1
⊙ 14	*302GR46250	2GR46250	WIRE CONT SW	1	1	1	1
⊙ 15	*66127010		SWITCH,COVER OPEN	1	1	1	1
16	*7YZM610003++H01	YZ010250	ACCESS SADDLE	1	1	1	1
17	*7YZM610007++H01	YZ023340	ACCESS.SADDLE	1	1	1	1
18	*M2109410		WIRE SADDLE.YMW-16(KITAGAWA)	1	1	1	1
19	5MVX111DN003	2A806250	RING STOPPER /A-49 FEED A4	6	6	6	6
20	2BC06980		STOPPER 5	2	2	2	2
⊙ 21	5MVG137DB025	2BL22740	GEAR M FEED Z25 /D1026 A4	4	4	4	4
⊙ 22	2BL22530		GEAR FEED Z41S-P15	1	1	1	1
⊙ 23	302GR44112	2GR44112	MOTOR LIFT	2	2	2	2
24	2FG22090		BRACKET CLUTCH FEED	2	2	2	2
25	2BC06510		BUSHING 8	2	2	2	2
⊙ 26	2BL22540		GEAR Z60S-P20	1	1	1	1
⊙ 27	2AR00170		PRIMARY PAPER FEED BUSHING ASS'Y	2	2	2	2
⊙ 28	2BL22420		GEAR Z41S P18	1	1	1	1
⊙ 29	2BL22400		BELT DRIVE MPF	1	1	1	1
30	302BL22371	2BL22371	PLATE DRIVE MPF A	1	1	1	1
31	2BL22550		GEAR Z40S-Z32S	1	1	1	1
32	2BL22380		PLATE DRIVE MPF B	1	1	1	1
33	302FG22071	2FG22071	PLATE DRIVE FEED A	1	1	1	1
⊙ 34	302GR44060	2GR44060	MOTOR FEED	1	1	1	1
⊙ 35	2BL22320		GEAR Z76H-Z35S	1	1	1	1
36	7YZM610001++H01	YZ010230	ACCESS SADDLE	1	1	1	1
37	7YZM610007++H01	YZ023340	ACCESS.SADDLE	4	4	4	4
38	2BL22580		COLLAR BELT	2	2	2	2
39	7YZM510009++H01	YZ042790	ACCESS.SPACER	1	1	1	1
⊙ 40	302GR44120	2GR44120	CLUTCH FEED	2	2	2	2
41	302BL22811	2BL22811	PLATE TENSION A	1	1	1	1
42	302GR02820	2GR02820	PIN DRIVE TENSION	1	1	1	1
43	2BL22830		PULLEY TENSION	1	1	1	1
44	2BL22820		SPRING PULLEY	1	1	1	1
45	302BL22391	2BL22391	PULLEY MPF DRIVE	2	2	2	2
46	2FG22080		PLATE DRIVE FEED B	1	1	1	1
⊙ 47	2BL22330		GEAR Z41S-Z24S-P30	2	2	2	2

Ref. No.	Part.No.	Alternative.	Description	Quantity			
				110	120	230	240
⊙ 48	2BL22350		BELT DRIVE FEED	1	1	1	1
49	302FG22120	2FG22120	COLLAR BELT DRIVE	1	1	1	1
101	B1B03050		+BIND SCREW M3X05(TRIVALENT CHROM				
102	B1B03040		+BIND SCREW M3X04(TRIVALENT CHROM				
103	5MBSP43006NW++R	B4A03060	TP HEAD SCREW(+)/ M3 X 6 DRFREE				
104	5MBTPB3006TW++R	B1A53060	BIND T.T SCREW(+)/ M3 X 6 CRFREE S-T				
105	E5120180		PARALLEL PIN H7A 2X18 SUS				

- Parts with "\*" are component parts or sub-assemblies of the assembly appearing immediately above them.
- Parts with "⊙" indicate regular maintenance parts.

- Parts with "•" are component parts or sub-assembly with "•" appearing immediately above them.

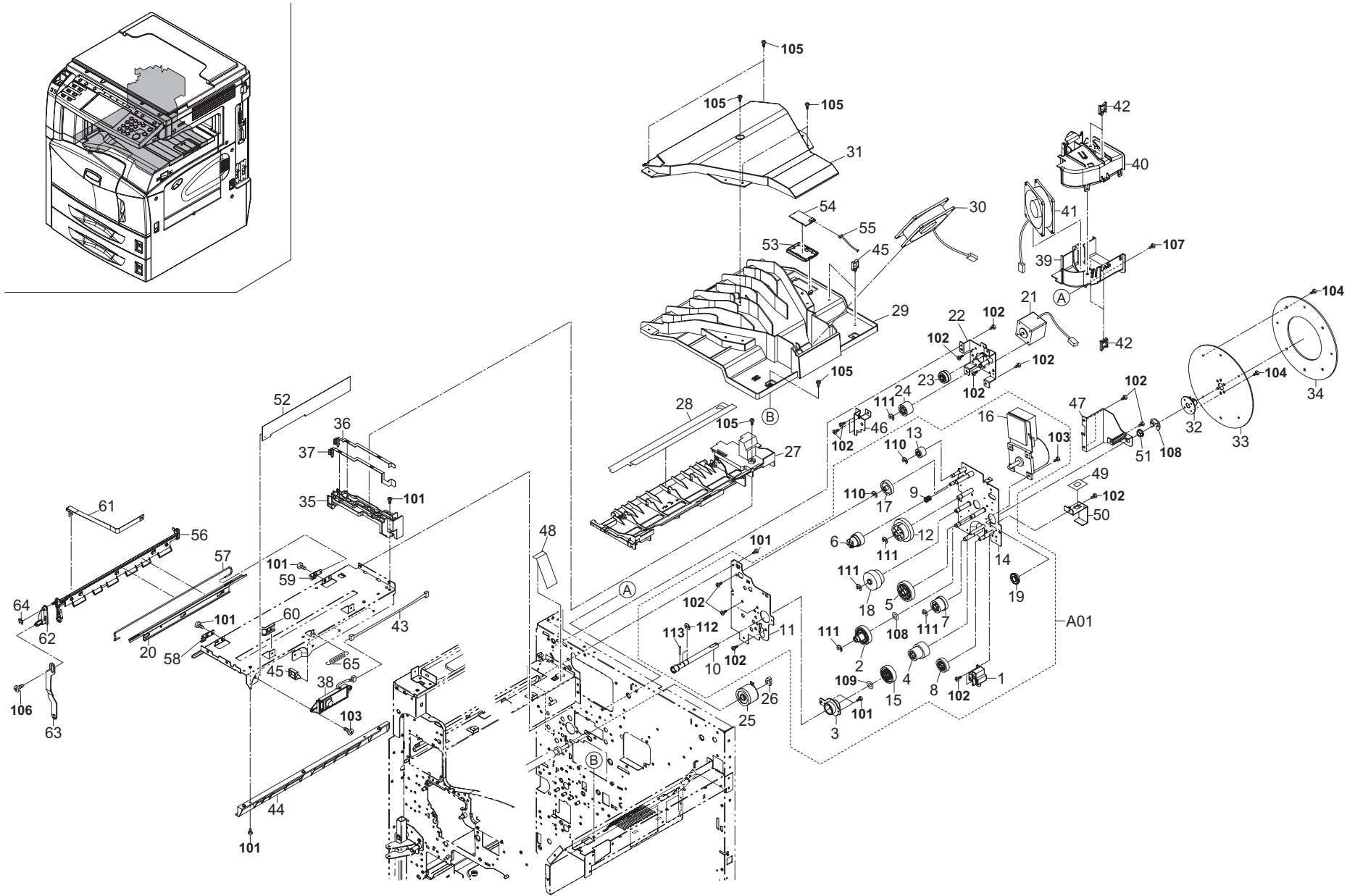


FIG. 18 Drive Unit II

2GN/2GP/2GR-5

Ref. No.	Part.No.	Alternative.	Description	Quantity			
				110	120	230	240
⊙ A01	302GR93200	2GR93200	DR-710	1	1	1	1
1	*2BL22140		GUIDE DLP	1	1	1	1
2	*2BL22160		GEAR DRUM Z76H-Z30H	1	1	1	1
3	*2BL22170		PLATE GUIDE DRUM	1	1	1	1
4	*2BL22180		GEAR Z37H-Z28H	1	1	1	1
5	*2BL22190		GEAR Z50H	1	1	1	1
6	*2BL22210		GEAR JOINT Z32S	1	1	1	1
7	*2BL22220		GEAR Z36S-Z31H	1	1	1	1
8	*2BL22230		GEAR Z34H	1	1	1	1
9	*2BL22240		SPRING JOINT FUSER	1	1	1	1
10	*2BL22840		SHAFT DRIVE DRUM FW	1	1	1	1
11	*2FG22010		PLATE DRIVE FRONT	1	1	1	1
12	*2FG22030		GEAR Z59H-Z44S	1	1	1	1
13	*2FG22040		GEAR Z22S	1	1	1	1
14	*302FG22021	2FG22021	PLATE DRIVE REAR	1	1	1	1
15	*302GR31030	2GR31030	GEAR DRUM Z70H	1	1	1	1
16	*302GR44100	2GR44100	MOTOR MAIN	1	1	1	1
17	*5MVG148DN027	2BL22770	GEAR Z37S /40633V0081 A4	1	1	1	1
18	*5MVG169DN019	2BL22710	GEAR Z76H-Z35H /30633D0068 A3	1	1	1	1
19	*G3169000		BEARING 6900ZZNR	1	1	1	1
20	302GR02961	2GR02961	STAY DRUM COVER Z	1	1	1	1
21	302GR44090	2GR44090	MOTOR EJECT	1	1	1	1
22	302FG22051	2FG22051	PLATE DRIVE EXIT A	1	1	1	1
⊙ 23	2BL22800		GEAR Z47S-Z28S	1	1	1	1
⊙ 24	2BL22630		GEAR EXIT Z30S	1	1	1	1
⊙ 25	302GR44140	2GR44140	CLUTCH REGISTRATION	1	1	1	1
26	2BC06980		STOPPER 5	1	1	1	1
27	302GR33010	2GR33010	DUCT UPPER DRUM	1	1	1	1
28	2BL23120		COVER DUCT DRUM	1	1	1	1
29	302GR33020	2GR33020	DUCT UPPER CONT	1	1	1	1
⊙ 30	302GR44020	2GR44020	FAN FIXING 80-25	1	1	1	1
31	2BL23040		LID DLP DUCT	1	1	1	1
32	2BL22850		RETAINER FLYWHEEL	1	1	1	1
33	2BL22860		FLYWHEEL 190	1	1	1	1
34	2BL22870		WEIGHT 190	1	1	1	1
35	302BL26151	2BL26151	MOUNT BASE TERMINAL	1	1	1	1
36	2BL26160		PLATE TRANSFER A	1	1	1	1
37	2BL26170		PLATE SEPARATION A	1	1	1	1
⊙ 38	302GR01250	2GR01250	TONER SENSOR ASSY	1	1	1	1
39	302BL23051	2BL23051	DUCT MAIN A	1	1	1	1
40	2BL23060		DUCT MAIN B	1	1	1	1
⊙ 41	302GR44030	2GR44030	FAN UPPER CONT 90-25	1	1	1	1
42	7YZM610003+++H01	YZ010250	ACCESS SADDLE	4	4	4	4
43	302GR46210	2GR46210	WIRE CONTAINER	1	1	1	1
44	302BL02221	2BL02221	RAIL DRUM R	1	1	1	1
45	7YZM610007+++H01	YZ023340	ACCESS.SADDLE	5	5	5	5
46	2FG22060		PLATE DRIVE EXIT B	1	1	1	1
47	2BL22890		MOUNT FLYWHEEL	1	1	1	1
48	2BL23100		FILM COOLING	1	1	1	1
49	2BL22880		FILM BKT CLUTCH	1	1	1	1

Ref. No.	Part.No.	Alternative.	Description	Quantity			
				110	120	230	240
50	2BL22150		BRACKET CLUTCH	1	1	1	1
51	213+4410	49021301	BUSH,CUTTER	1	1	1	1
52	302GR02560	2GR02560	FILM SPRING DRUM COVER	1	1	1	1
53	302GR33030	2GR33030	HOLDER RFID	1	1	1	1
54	302F845040	2F845040	R/W MODULE 26X45	1	1	1	1
55	302GR46590	2GR46590	WIRE RFID	1	1	1	1
56	302GR02951	2GR02951	COVER DRUM Z	1	1	1	1
57	302GR02970	2GR02970	SHAFT DRUM COVER Z	1	1	1	1
58	302GR02030	2GR02030	HOLDER SHAFT F	1	1	1	1
59	302GR02040	2GR02040	HOLDER SHAFT R	1	1	1	1
60	302GR02050	2GR02050	GUIDE STRAP	1	1	1	1
61	302GR02060	2GR02060	STRAP DRUM COVER	1	1	1	1
62	302GR02071	2GR02071	ARM DRUM COVER A	1	1	1	1
63	302GR02081	2GR02081	ARM DRUM COVER B	1	1	1	1
64	5MVX111DN007	2BT11070	STOPPER 3 /2BT1107 A4	1	1	1	1
65	302GR02090	2GR02090	SPRING DRUM COVER	1	1	1	1
101	5MBTPB3006TW++R	B1A53060	BIND T.T SCREW(+)/ M3 X 6 CRFREE S-T				
102	B1B03050		+BIND SCREW M3X05(TRIVALENT CHROM				
103	B4B03050		+TP-A SCREW M3X05(TRIVALENT CHROM				
104	B1B04060		+BIND SCREW M4X06(TRIVALENT CHROM				
105	5MBTPB3008PW++R	B1A63080	BIND T.T SCREW(+)/ M3 X 8 CRFREE P-T				
106	BAA63080		+TP TAP-TITE P SCREW M3X08				
107	5MBSP43006NW++R	B4A03060	TP HEAD SCREW(+)/ M3 X 6 DRFREE				
108	C2895130		SHIM 8.2-0.5T				
109	C2896110		SHIM,10.2-0.25T				
110	D1A00500		STOP RING E-5(TRIVALENT CHROMATING)				
111	D1A00700		STOP RING E-7(TRIVALENT CHROMATING)				
112	7BD108080+++H01	BD042930	STOP RING 8.0X0.8T				
113	E5130180		SPRING PIN H7A 3X18 SUS				

• Parts with "\*" are component parts or sub-assemblies of the assembly appearing immediately above them.

• Parts with "⊙" indicate regular maintenance parts.

• Parts with "••" are component parts or sub-assembly with "•" appearing immediately above them.

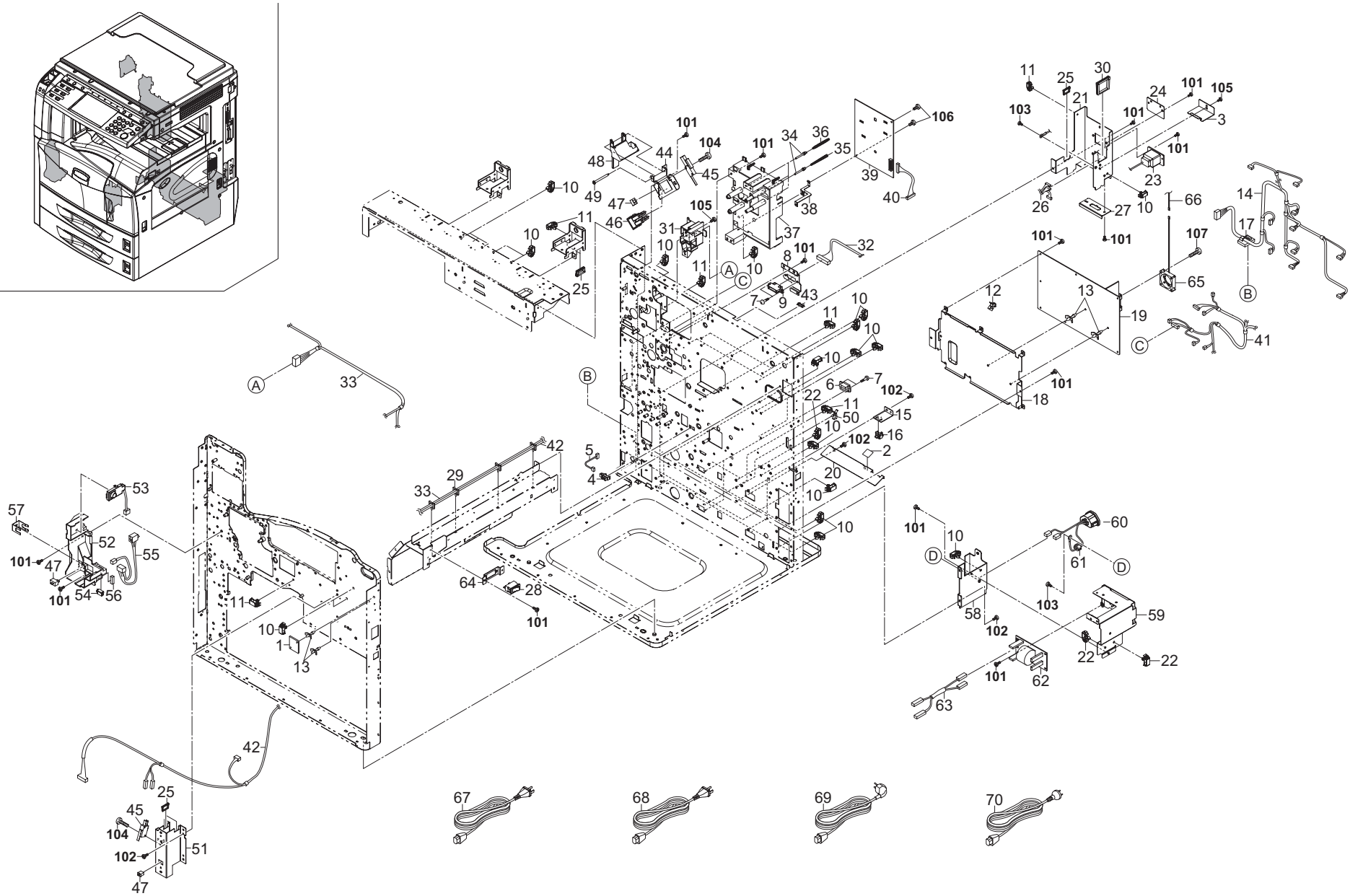


FIG. 19 Electrical Components I

2GN/2GP/2GR-3

Ref. No.	Part.No.	Alternative.	Description	Quantity			
				110	120	230	240
⊙ 1	2BM27890		HUMIDITY SENSOR	1	1	1	1
2	302GR34310	2GR34310	LABEL ELE SHOCK CAUTION	1	1	1	1
3	302GR39190	2GR39190	COVER CONN	1	1	1	1
⊙ 4	2C927210		SENSOR 248NL1	1	1	1	1
5	302GR46300	2GR46300	WIRE BYPASS FEED PI	1	1	1	1
⊙ 6	7YCC08B2046+H02	YC026130	CONNECTOR	2	2	2	2
7	3033927451	33927451	RETAINING PIN,DRAWER	6	6	6	6
8	2BL26200		MOUNT DRUM DRAWER	1	1	1	1
9	7YCC10B1112+H01	YC046880	CONNECTOR	1	1	1	1
10	7YZM610003+++H01	YZ010250	ACCESS SADDLE	26	26	26	26
11	7YZM610007+++H01	YZ023340	ACCESS.SADDLE	6	6	6	6
12	7YZM510009+++H01	YZ042790	ACCESS.SPACER	1	1	1	1
13	7YZM510007+++H01	YZ042780	ACCESS.SPACER	4	4	4	4
14	302GR46120	2GR46120	WIRE PAPER FEED(C)	1	1	1	1
15	302FG07050	2FG07050	MOUNT,CASSETTE SWITCH	2	2	2	2
⊙ 16	66127010		SWITCH,COVER OPEN	2	2	2	2
17	M2105970		CLAMP,CKN-10(KITAGAWA)	1	1	1	1
18	302GR39081	2GR39081	MOUNT POWER PWB	1	1	1	1
⊙ 19	302GR45011	2GR45011	LVU 100	1	1		
⊙ 19	302GR45021	2GR45021	LVU 200			1	1
20	2BJ26210		SHIELD SUBWIRE	1	1	1	1
21	302GR39090	2GR39090	MOUNT OPTION I/F	1	1	1	1
22	7YZM610001+++H01	YZ010230	ACCESS SADDLE	4	4	4	4
23	302GR46160	2GR46160	WIRE FINISHER SOCKET	1	1	1	1
24	302FB26290	2FB26290	LID VENDOR	1	1	1	1
25	M2104250		EDGING,EDS-17L(KITAGAWA)	5	5	5	5
26	302GR46350	2GR46350	WIRE OPTION(C)	1	1	1	1
27	2AR26340		MOUNT,DECK CONNECTOR	1	1	1	1
⊙ 28	7SC010101+++H01	SC023350	SW,SEESAW	1	1	1	1
29	7YZM610002+++H01	YZ010240	ACCESS SADDLE	4	4	4	4
30	M2104280		EDGING,EDS-25L(KITAGAWA)	1	1	1	1
31	2BL26290		MOUNT FIXING DRAWER	1	1	1	1
32	302GR46190	2GR46190	WIRE DRAWER	1	1	1	1
33	302GR46360	2GR46360	WIRE PRIMARY(C)	1	1	1	1
34	302BL26061	2BL26061	PIN TERMINAL	4	4	4	4
35	2BL26070		SPRING TERMINAL	1	1	1	1
36	2BL26270		SPRING TERMINAL T	3	3	3	3
37	302BL26051	2BL26051	CASE HIGH VOLTAGE	1	1	1	1
38	2BL26080		GROUND PLATE HV	1	1	1	1
⊙ 39	302GR45031	2GR45031	HVU	1	1	1	1
40	302GR46130	2GR46130	WIRE HIGH VOLTAGE(C)	1	1	1	1
41	302GR46340	2GR46340	WIRE MOTOR(C)	1	1	1	1
42	302GR46110	2GR46110	WIRE FRONT(C)	1	1	1	1
43	M2104210		EDGING,EDS-2	1	1	1	1
44	2BL26110		LEFT MOUNT I/L	1	1	1	1
⊙ 45	2FB27160		INTER LOCK SWITCH	2	2	2	2
⊙ 46	2AR27040		SWITCH,INTERLOCK	1	1	1	1
⊙ 47	35927420		SWITCH,SIZE	3	3	3	3
48	2BL26120		LEFT WORK PLATE I/L	1	1	1	1
49	302BL26281	2BL26281	SHAFT I/L	1	1	1	1

Ref. No.	Part.No.	Alternative.	Description	Quantity			
				110	120	230	240
50	M2109350		WIRE SADDLE,YMC-15-0(KITAGAWA)	1	1	1	1
51	2BL04060		FRONT MOUNT COVER	1	1	1	1
52	302GR04330	2GR04330	INNER LEFT COVER	1	1	1	1
⊙ 53	302GR01190	2GR01190	TONER DETECTION ASS'Y	1	1	1	1
54	7YCC05B1106+H01	YC047310	CONNECTOR	1	1	1	1
55	302GR46290	2GR46290	WIRE TONER DISPOSAL	1	1	1	1
56	2BL04460		SPACER WIRE	1	1	1	1
57	2BL04450		GROUND PLATE INNER L	1	1	1	1
58	302FG26102	2FG26102	MOUNT INLET A	1	1	1	1
59	302GR39141	2GR39141	MOUNT PWB FILTER	1	1	1	1
60	302GR01240	2GR01240	INLET ASS'Y	1	1	1	1
61	7YBCP8P8E001H01	YB020910	FERRITE CORE	1	1	1	1
⊙ 62	302GR45090	2GR45090	UNIT FILTER	1	1		
⊙ 62	302GR45100	2GR45100	UNIT FILTER 200			1	1
63	302GR46650	2GR46650	WIRE FILTER-LVU	1	1	1	1
64	302GR39120	2GR39120	MOUNT MAIN SW	1	1	1	1
⊙ 65	302GR44260	2GR44260	FAN LVU 42-10	1	1	1	1
66	302GR46750	2GR46750	WIRE LVU FAN	1	1	1	1
67	3065027601	65027601	POWER CORD 110	1			
68	3019527401	19527401	POWER CORD(120)		1		
69	2AR27800		POWER CORD(230)			1	
70	3029927232	29927232	POWER CODE AS(240)				1
101	5MBTPB3006TW++R	B1A53060	BIND T.T SCREW(+)/ M3 X 6 CRFREE S-T				
102	B1B03050		+BIND SCREW M3X05(TRIVALENT CHROM				
103	B9604060		GROUNDING SCREW M4X6 (BRASS,N;)				
104	7BB000314H	BB023710	+BIND SCREW M3X14				
105	5MBSP43006NW++R	B4A03060	TP HEAD SCREW(+)/ M3 X 6 DRFREE				
106	5MBTPB3008PW++R	B1A63080	BIND T.T SCREW(+)/ M3 X 8 CRFREE P-T				
107	B1B03120		+BIND SCREW M3X12(TRIVALENT CHROM				

- Parts with "\*" are component parts or sub-assemblies of the assembly appearing immediately above them.
- Parts with "⊙" indicate regular maintenance parts.

- Parts with "••" are component parts or sub-assembly with "•" appearing immediately above them.

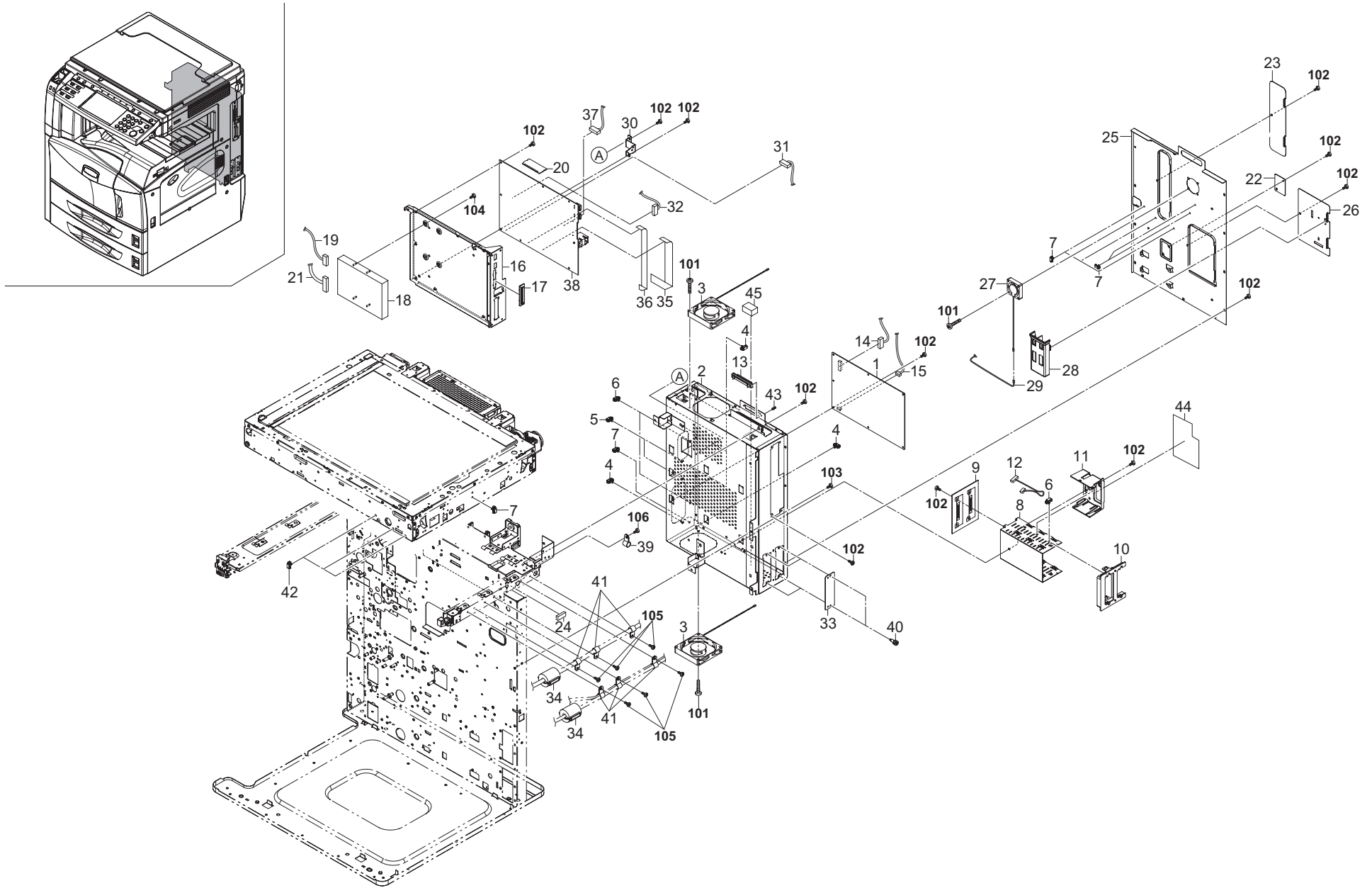




FIG. 20 Electrical Components II

2GN/2GP/2GR-5

Ref. No.	Part.No.	Alternative.	Description	Quantity				
				110	120	230	240	
⊙	1	302GR94131	2GR94131	PARTS,PWB ENGINE ASS'Y,SP	1	1	1	1
	2	302GR39010	2GR39010	BOX MOUNT PWB	1	1	1	1
⊙	3	302GR44050	2GR44050	FAN CONTROLLER 80-15	2	2	2	2
	4	7YZM610005++H01	YZ012220	ACCESS SADDLE	6	6	6	6
	5	7YZM610003++H01	YZ010250	ACCESS SADDLE	2	2	2	2
	6	7YZM610001++H01	YZ010230	ACCESS SADDLE	3	3	3	3
	7	7YZM610007++H01	YZ023340	ACCESS.SADDLE	6	6	6	6
	8	302GR39070	2GR39070	PLATE GUIDE KUIO	1	1	1	1
⊙	9	302GR01230	2GR01230	KUIO PWB ASS'Y	1	1	1	1
	10	302GR39060	2GR39060	PANEL GUIDE KUIO	1	1	1	1
	11	302GR39160	2GR39160	GUIDE HARNESS	1	1	1	1
	12	302GR46690	2GR46690	WIRE IB11 JUNCTION	1	1	1	1
	13	302GR46401	2GR46401	WIRE MAIN-DP	1	1	1	1
	14	302GR46470	2GR46470	WIRE MAIN-ENGINE PWB	1	1	1	1
	15	302GR46630	2GR46630	WIRE FAN	1	1	1	1
	16	302GR39050	2GR39050	MOUNT MAIN PWB	1	1	1	1
	17	5MVX621SH003	2BM26020	GUID CF CARD /45252C0006 A4	1	1	1	1
⊙	18	7NH3M040G001H01	NH003070	STORAGE DEVICE	1	1	1	1
	19	302GR46380	2GR46380	WIRE HARD DISK	1	1	1	1
⊙	20	302GR94201	2GR94201	PARTS,PWB MAIN CODE DIMM ASS'Y,SP	1	1	1	1
	21	2FB27390		WIRE HDD	1	1	1	1
	22	2BJ26150		LID MMD	1	1	1	1
	23	302GR39040	2GR39040	LID SIMM	1	1	1	1
	24	7ZG65TSV+032H01	ZG045430	SHIELD GASKET	1	1	1	1
	25	302GR39030	2GR39030	LID BOX MOUNT	1	1	1	1
⊙	26	302GR39150	2GR39150	LID CF CARD	1	1	1	1
	27	302GR44010	2GR44010	FAN OPE 40-10	1	1	1	1
	28	302GR39170	2GR39170	HOLDER USB KEY	1	1	1	1
	29	302GR46710	2GR46710	WIRE CPU FAN	1	1	1	1
	30	302GR39100	2GR39100	HOLDER MAIN PWB	1	1	1	1
	31	302GR46480	2GR46480	WIRE POWER-MAIN	1	1	1	1
	32	302GR46720	2GR46720	WIRE CPU FAN JUNCTION	1	1	1	1
	33	303BH26021	3BH26021	PLATE,OPTION	2	2	2	2
	34	33927590		CORE 7-15X18	2	2	2	2
	35	302GR46660	2GR46660	WIRE KUIO FFC1	1	1	1	1
	36	302GR46670	2GR46670	WIRE KUIO FFC2	1	1	1	1
	37	302GR46580	2GR46580	WIRE USB JUNCTION	1	1	1	1
⊙	38	302GN94010	2GN94010	PARTS,PWB MAIN ASS'Y,SP (30ppm)	1	1	1	1
⊙	39	302GR94121	2GR94121	PARTS,PWB MAIN ASS'Y,SP (40/50ppm)	1	1	1	1
	38	M7005020		CLAMP,EMT-6N(TAKEUCHI)	1	1	1	1
	40	5MMT263SN012++R	2D903100	SCREW OP / M3 X 8 CRFREE A4	4	4	4	4
	41	M7005030		CLAMP,EMT-5N(TAKEUCHI)	6	6	6	6
	42	7YZM610002++H01	YZ010240	ACCESS SADDLE	3	3	3	3
	43	302GR39700	2GR39700	SCREW SCSI	2	2	2	2
	44	302GR39180	2GR39180	SHEET HARNESS	1	1	1	1
	45	302GR39200	2GR39200	SPONGE PROTECT	1	1	1	1

Ref. No.	Part.No.	Alternative.	Description	Quantity			
				110	120	230	240
101	5MBTPB3020TW++R	B1A53200	BIND T.T SCREW(+)/ M3 X 20 CRFREE S-T				
102	5MBTPB3006TW++R	B1A53060	BIND T.T SCREW(+)/ M3 X 6 CRFREE S-T				
103	B1B03050		+BIND SCREW M3X05(TRIVALENT CHROM				
104	B9A90010		+PAN SCREW 6-32X0.25				
105	5MBSP43006NW++R	B4A03060	TP HEAD SCREW(+)/ M3 X 6 DRFREE				
106	5MBTPB3008TW++R	B1A53080	BIND T.T SCREW(+)/ M3 X 8 CRFREE S-T				

- Parts with "\*" are component parts or sub-assemblies of the assembly appearing immediately above them.
- Parts with "⊙" indicate regular maintenance parts.

- Parts with "•" are component parts or sub-assembly with "•" appearing immediately above them.

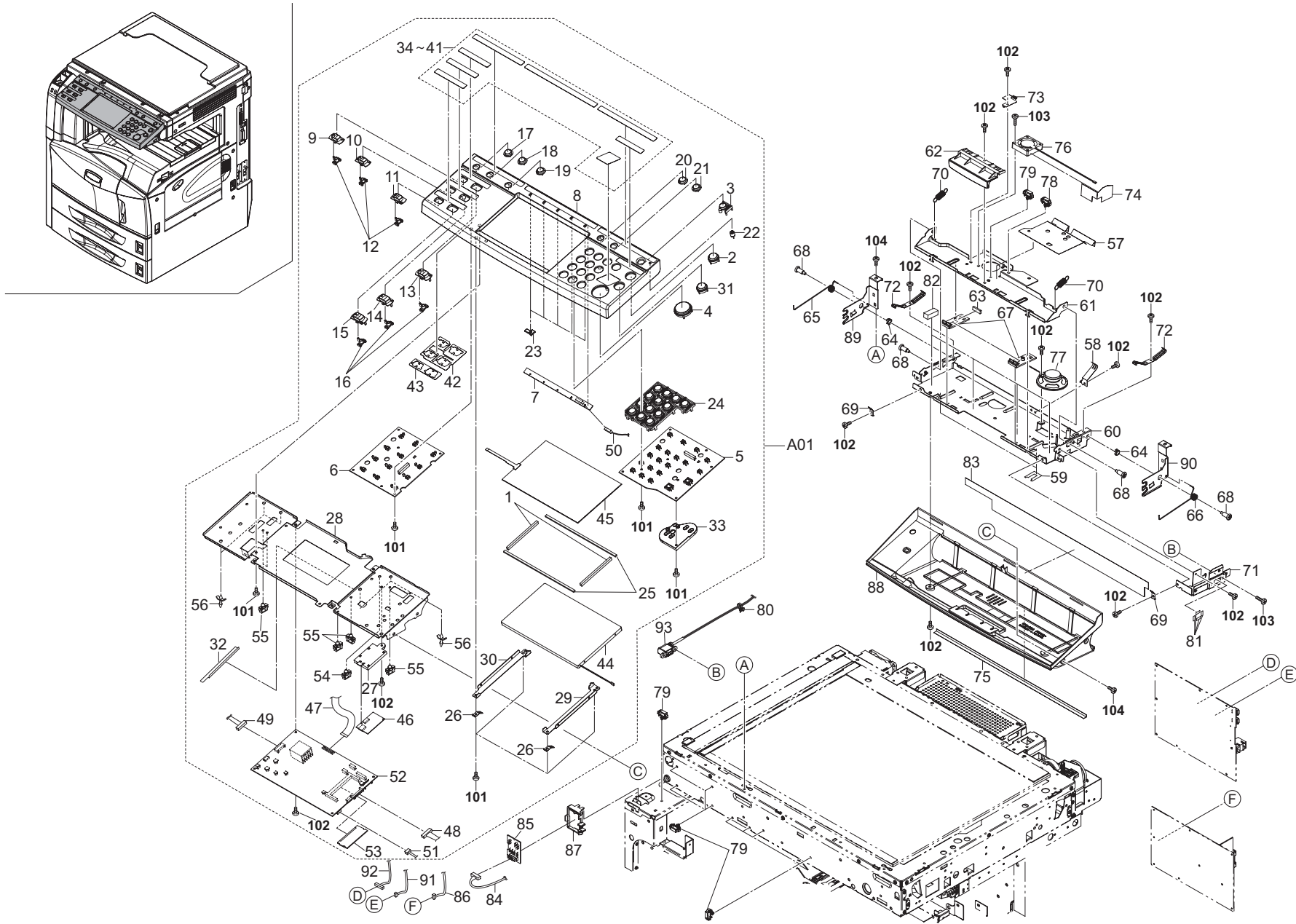


FIG. 21 Operation Unit (120/230/240V)

2GN/2GP/2GR-5

Ref. No.	Part.No.	Alternative.	Description	Quantity			
				110	120	230	240
⊙ A01	302GR93015	2GR93015	PARTS OPERATION UNIT		1	1	1
1	*2BJ25280		SPONGE LCD B		2	2	2
⊙ 2	*302BJ25051	2BJ25051	KEY RESET		1	1	1
⊙ 3	*302FB24061	2FB24061	KEY POWER SUPPLY		1	1	1
⊙ 4	*302FB24200	2FB24200	KEY PRINT		1	1	1
⊙ 5	*302GR01090	2GR01090	OPERATION RIGHT PWB ASS'Y		1	1	1
⊙ 6	*302GR01100	2GR01100	OPERATION LEFT PWB ASS'Y		1	1	1
⊙ 7	*302GR01110	2GR01110	OPERATION UPPER PWB ASS'Y		1	1	1
⊙ 8	*302GR05012	2GR05012	COVER OPERATION A		1	1	1
⊙ 9	*302GR05150	2GR05150	KEY PRO		1	1	1
⊙ 10	*302GR05160	2GR05160	KEY APPLI		1	1	1
⊙ 11	*302GR05170	2GR05170	KEY STATUS		1	1	1
⊙ 12	*302GR05180	2GR05180	LENS KEY A	3	3	3	3
⊙ 13	*302GR05190	2GR05190	KEY COPY		1	1	1
⊙ 14	*302GR05200	2GR05200	KEY SEND		1	1	1
⊙ 15	*302GR05210	2GR05210	KEY DOC		1	1	1
⊙ 16	*302GR05220	2GR05220	LENS KEY B	3	3	3	3
⊙ 17	*302GR05230	2GR05230	KEY SYSTEM		1	1	1
⊙ 18	*302GR05240	2GR05240	KEY COUNTER		1	1	1
⊙ 19	*302GR05250	2GR05250	KEY ACCESS		1	1	1
⊙ 20	*302GR05260	2GR05260	KEY HELP		1	1	1
⊙ 21	*302GR05270	2GR05270	KEY LOG OUT		1	1	1
⊙ 22	*302GR05280	2GR05280	LENS POWER LED		1	1	1
⊙ 23	*302GR05290	2GR05290	LENS LED	5	5	5	5
⊙ 24	*302GR05300	2GR05300	KEY OPE 10		1	1	1
25	*302GR05310	2GR05310	SPONGE LCD A		2	2	2
26	*302GR05320	2GR05320	GROUND PLATE OPE A		2	2	2
27	*302GR05370	2GR05370	HOLDER INVERTER		1	1	1
28	*302GR05381	2GR05381	MOUNT LCD		1	1	1
29	*302GR05400	2GR05400	HOLDER LCD A		1	1	1
30	*302GR05410	2GR05410	HOLDER LCD B		1	1	1
⊙ 31	*302GR05610	2GR05610	KEY STOP		1	1	1
32	*302GR05660	2GR05660	FILM OPERATION B		1	1	1
33	*302GR05700	2GR05700	SPACER KEY		1	1	1
⊙ 34	*302GR05820	2GR05820	SHEET OPE SET B		1	1	1
⊙ 35	*302GR05830	2GR05830	SHEET OPE SET C		1	1	1
⊙ 36	*302GR05840	2GR05840	SHEET OPE SET D		1	1	1
⊙ 37	*302GR05851	2GR05851	SHEET OPE SET E		1	1	1
⊙ 38	*302GR05860	2GR05860	SHEET OPE SET F		1	1	1
⊙ 39	*302GR05870	2GR05870	SHEET OPE SET G		1	1	1
⊙ 40	*302GR05880	2GR05880	SHEET OPE SET H		1	1	1
⊙ 41	*302GR05890	2GR05890	SHEET OPE SET I		1	1	1
42	*302GR05910	2GR05910	SHEET OPERATION A		1	1	1
43	*302GR05920	2GR05920	SHEET OPERATION B		1	1	1
⊙ 44	*302GR45040	2GR45040	LCD OPERATION		1	1	1
⊙ 45	*302GR45050	2GR45050	TABLET OPERATION		1	1	1
⊙ 46	*302GR45070	2GR45070	LCD INVERTER		1	1	1
47	*302GR46170	2GR46170	WIRE PANEL LCD		1	1	1
48	*302GR46320	2GR46320	WIRE OPERATION RIGHT		1	1	1
49	*302GR46540	2GR46540	WIRE OPERATION LEFT		1	1	1

Ref. No.	Part.No.	Alternative.	Description	Quantity			
				110	120	230	240
50	*302GR46550	2GR46550	WIRE OPERATION UPPER		1	1	1
51	*302GR46570	2GR46570	WIRE PANEL INVERTER		1	1	1
⊙ 52	*302GR94150	2GR94150	PARTS,PWB PANEL ASS'Y,SP		1	1	1
⊙ 53	*302GR94181	2GR94181	PARTS,PWB PANEL CODE DIMM ASS'Y,SP		1	1	1
54	*7YZM610001++H01	YZ010230	ACCESS SADDLE		1	1	1
55	*7YZM610007++H01	YZ023340	ACCESS.SADDLE	5	5	5	5
56	*M2108880		SPACER,KGPS-5RF(KITAGAWA)	5	5	5	5
57	302GR05930	2GR05930	FILM PROTECT WIRE		1	1	1
58	302FB09320	2FB09320	GROUND PLATE DECK UNIT		1	1	1
59	302GR05650	2GR05650	FILM OPERATION A		2	2	2
60	302GR05050	2GR05050	BASE OPERATION		1	1	1
61	302GR05060	2GR05060	MOUNT HANDLE OPE		1	1	1
62	302GR05070	2GR05070	HANDLE OPE		1	1	1
63	302GR05080	2GR05080	CUSHION HANDLE A		2	2	2
64	302GR05090	2GR05090	BUSH PIN OPE		2	2	2
65	302GR05100	2GR05100	SPRING HINGE OPE L		1	1	1
66	302GR05110	2GR05110	SPRING HINGE OPE R		1	1	1
67	302GR05120	2GR05120	MOUNT SLIDE		2	2	2
68	302GR05130	2GR05130	PIN OPERATION		4	4	4
69	302GR05320	2GR05320	GROUND PLATE OPE A		2	2	2
70	302GR05350	2GR05350	SPRING MOUNT HANDLE A		2	2	2
71	302GR05500	2GR05500	MOUNT USB TERMINAL		1	1	1
72	302GR05510	2GR05510	GROUND PLATE OPE B		2	2	2
73	302GR05520	2GR05520	GROUND PLATE OPE C		1	1	1
74	302GR05620	2GR05620	FILM OPE A		1	1	1
75	302GR04480	2GR04480	FILM PROTECT		1	1	1
⊙ 76	302GR44010	2GR44010	FAN OPE 40-10		1	1	1
⊙ 77	7YG57S011GP+H01	YG042080	SPEAKER		1	1	1
78	7YZM610001++H01	YZ010230	ACCESS SADDLE		1	1	1
79	7YZM610007++H01	YZ023340	ACCESS.SADDLE	10	10	10	10
80	M21AH010		BAND,RSG-130-V0(KITAGAWA)		1	1	1
81	7ZG65TSV+013H01	ZG046200	SHIELD GASKET		4	4	4
82	7ZG65TSV+025H01	ZG045180	SHIELD GASKET		4	4	4
83	302GR04470	2GR04470	SHEET OPE PROTECT B		1	1	1
84	302GR46560	2GR46560	WIRE OPERATION FRONT		1	1	1
⊙ 85	302GR01120	2GR01120	OPERATION FRONT PWB ASS'Y		1	1	1
86	302GR46180	2GR46180	WIRE PANEL POWER		1	1	1
87	302GR39131	2GR39131	HOUSING LED PWB		1	1	1
88	302GR05021	2GR05021	COVER OPERATION B		1	1	1
89	302GR05030	2GR05030	HINGE OPERATION L		1	1	1
90	302GR05040	2GR05040	HINGE OPERATION R		1	1	1
91	302GR46510	2GR46510	WIRE MAIN-PANEL USB		1	1	1
92	302GR46520	2GR46520	WIRE MAIN-PANEL IF		1	1	1
93	302GR46530	2GR46530	WIRE PANEL USB		1	1	1
101	BAA63080		+TP TAP-TITE P SCREW M3X08				
102	5MBSP43006NW++R	B4A03060	TP HEAD SCREW(+)/ M3 X 6 DRFREE				
103	B1B03120		+BIND SCREW M3X12(TRIVALENT CHROM				
104	B1A54080		+BIND TAP-TITE S SCREW M4X08				

- Parts with "\*" are component parts or sub-assemblies of the assembly appearing immediately above them.
- Parts with "⊙" indicate regular maintenance parts.

- Parts with "•" are component parts or sub-assembly with "•" appearing immediately above them.



FIG. 21 Operation Unit (110V)

2GN/2GP/2GR-5

	Ref. No.	Part.No.	Alternative.	Description	Quantity			
					110	120	230	240
⊙	A01	302GR93521	2GR93521	PARTS OPERATION UNIT TW	1			
	1	*2BJ25280		SPONGE LCD B	2			
⊙	2	*302BJ25051	2BJ25051	KEY RESET	1			
⊙	3	*302FB24061	2FB24061	KEY POWER SUPPLY	1			
⊙	4	*302FB24200	2FB24200	KEY PRINT	1			
⊙	5	*302GR01090	2GR01090	OPERATION RIGHT PWB ASS'Y	1			
⊙	6	*302GR01100	2GR01100	OPERATION LEFT PWB ASS'Y	1			
⊙	7	*302GR01110	2GR01110	OPERATION UPPER PWB ASS'Y	1			
⊙	8	*302GR05012	2GR05012	COVER OPERATION A	1			
⊙	9	*302GR05150	2GR05150	KEY PRO	1			
⊙	10	*302GR05160	2GR05160	KEY APPLI	1			
⊙	11	*302GR05170	2GR05170	KEY STATUS	1			
⊙	12	*302GR05180	2GR05180	LENS KEY A	3			
⊙	13	*302GR05190	2GR05190	KEY COPY	1			
⊙	14	*302GR05200	2GR05200	KEY SEND	1			
⊙	15	*302GR05210	2GR05210	KEY DOC	1			
⊙	16	*302GR05220	2GR05220	LENS KEY B	3			
⊙	17	*302GR05230	2GR05230	KEY SYSTEM	1			
⊙	18	*302GR05240	2GR05240	KEY COUNTER	1			
⊙	19	*302GR05250	2GR05250	KEY ACCESS	1			
⊙	20	*302GR05260	2GR05260	KEY HELP	1			
⊙	21	*302GR05270	2GR05270	KEY LOG OUT	1			
⊙	22	*302GR05280	2GR05280	LENS POWER LED	1			
⊙	23	*302GR05290	2GR05290	LENS LED	5			
⊙	24	*302GR05300	2GR05300	KEY OPE 10	1			
	25	*302GR05310	2GR05310	SPONGE LCD A	2			
	26	*302GR05320	2GR05320	GROUND PLATE OPE A	2			
	27	*302GR05370	2GR05370	HOLDER INVERTER	1			
	28	*302GR05381	2GR05381	MOUNT LCD	1			
	29	*302GR05400	2GR05400	HOLDER LCD A	1			
	30	*302GR05410	2GR05410	HOLDER LCD B	1			
⊙	31	*302GR05610	2GR05610	KEY STOP	1			
	32	*302GR05660	2GR05660	FILM OPERATION B	1			
	33	*302GR05700	2GR05700	SPACER KEY	1			
⊙	34	*302GR05790	2GR05790	SHEET OPE SET J(TW)	1			
	35	*302GR05910	2GR05910	SHEET OPERATION A	1			
	36	*302GR05920	2GR05920	SHEET OPERATION B	1			
⊙	37	*302GR45040	2GR45040	LCD OPERATION	1			
⊙	38	*302GR45050	2GR45050	TABLET OPERATION	1			
⊙	39	*302GR45070	2GR45070	LCD INVERTER	1			
	40	*302GR46170	2GR46170	WIRE PANEL LCD	1			
	41	*302GR46320	2GR46320	WIRE OPERATION RIGHT	1			
	42	*302GR46540	2GR46540	WIRE OPERATION LEFT	1			
	43	*302GR46550	2GR46550	WIRE OPERATION UPPER	1			
	44	*302GR46570	2GR46570	WIRE PANEL INVERTER	1			
⊙	45	*302GR94150	2GR94150	PARTS,PWB PANEL ASS'Y,SP	1			
⊙	46	*302GR94540	2GR94540	PARTS,PWB PANEL CODE DIMM ASS'Y TW	1			
	47	*7YZM610001++H01	YZ010230	ACCESS SADDLE	1			
	48	*7YZM610007++H01	YZ023340	ACCESS.SADDLE	5			
	49	*M2108880		SPACER,KGPS-5RF(KITAGAWA)	5			

	Ref. No.	Part.No.	Alternative.	Description	Quantity			
					110	120	230	240
	50	302GR05930	2GR05930	FILM PROTECT WIRE	1			
	51	302GR46560	2GR46560	WIRE OPERATION FRONT	1			
⊙	52	302GR01120	2GR01120	OPERATION FRONT PWB ASSY	1			
	53	302GR46180	2GR46180	WIRE PANEL POWER	1			
	54	302GR39131	2GR39131	HOUSING LED PWB	1			
	55	302GR05021	2GR05021	COVER OPERATION B	1			
	56	302GR05030	2GR05030	HINGE OPERATION L	1			
	57	302GR05040	2GR05040	HINGE OPERATION R	1			
	58	302FB09320	2FB09320	GROUND PLATE DECK UNIT	1			
	59	302GR05650	2GR05650	FILM OPERATION A	2			
	60	302GR05050	2GR05050	BASE OPERATION	1			
	61	302GR05060	2GR05060	MOUNT HANDLE OPE	1			
	62	302GR05070	2GR05070	HANDLE OPE	1			
	63	302GR05080	2GR05080	CUSHION HANDLE A	2			
	64	302GR05090	2GR05090	BUSH PIN OPE	2			
	65	302GR05100	2GR05100	SPRING HINGE OPE L	1			
	66	302GR05110	2GR05110	SPRING HINGE OPE R	1			
	67	302GR05120	2GR05120	MOUNT SLIDE	2			
	68	302GR05130	2GR05130	PIN OPERATION	4			
	69	302GR05320	2GR05320	GROUND PLATE OPE A	2			
	70	302GR05350	2GR05350	SPRING MOUNT HANDLE A	2			
	71	302GR05500	2GR05500	MOUNT USB TERMINAL	1			
	72	302GR05510	2GR05510	GROUND PLATE OPE B	2			
	73	302GR05520	2GR05520	GROUND PLATE OPE C	1			
	74	302GR05620	2GR05620	FILM OPE A	1			
	75	302GR04480	2GR04480	FILM PROTECT	1			
⊙	76	302GR44010	2GR44010	FAN OPE 40-10	1			
⊙	77	7YG57S011GP+H01	YG042080	SPEAKER	1			
	78	7YZM610001++H01	YZ010230	ACCESS SADDLE	1			
	79	7YZM610007++H01	YZ023340	ACCESS.SADDLE	10			
	80	M21AH010		BAND,RSG-130-V0(KITAGAWA)	1			
	81	7ZG65TSV+013H01	ZG046200	SHIELD GASKET	4			
	82	7ZG65TSV+025H01	ZG045180	SHIELD GASKET	4			
	83	302GR04470	2GR04470	SHEET OPE PROTECT B	1			
	84	302GR46510	2GR46510	WIRE MAIN-PANEL USB	1			
	85	302GR46520	2GR46520	WIRE MAIN-PANEL IF	1			
	86	302GR46530	2GR46530	WIRE PANEL USB	1			
	101	BAA63080		+TP TAP-TITE P SCREW M3X08				
	102	5MBSP43006NW++R	B4A03060	TP HEAD SCREW(+)/ M3 X 6 DRFREE				
	103	B1B03120		+BIND SCREW M3X12(TRIVALENT CHROM				
	104	B1A54080		+BIND TAP-TITE S SCREW M4X08				

- Parts with "\*" are component parts or sub-assemblies of the assembly appearing immediately above them.
- Parts with "⊙" indicate regular maintenance parts.

- Parts with "••" are component parts or sub-assembly with "•" appearing immediately above them.

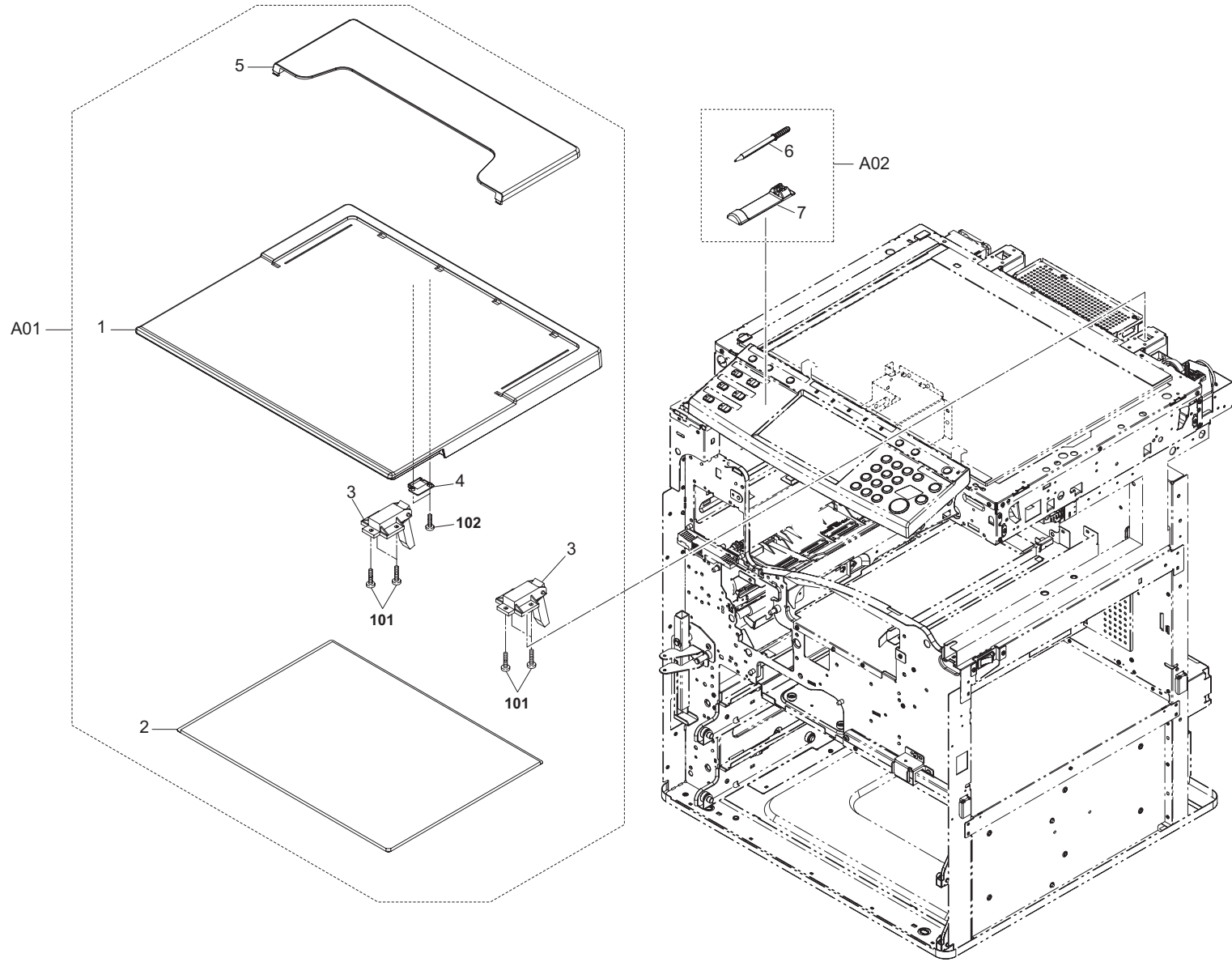


FIG. 22 Option I (Original Holder) & Accessories

2GN/2GP/2GR-5

Ref. No.	Part.No.	Alternative.	Description	Quantity			
				110	120	230	240
⊙ A01	2CX82010		SET,PLATEN COVER TYPE D	1	1	1	1
1	*2A612800		COVER,PLATEN	1	1	1	1
2	*2A612810		MAT,ORIGINAL HOLDER	1	1	1	1
3	*2A612820		HINGE,ORIGINAL HOLDER	2	2	2	2
4	*2C912630		STOPPER RELEASE SWITCH	1	1	1	1
5	*60904280		ORIGINAL POCKET	1	1	1	1
⊙ A02	302GR94490	2GR94490	PARTS,OPERATION PEN ASSY	1		1	1
⊙ 6	*302GR05940	2GR05940	PEN KEYBOARD	1		1	1
⊙ 7	*302GR05950	2GR05950	HOLDER PEN	1		1	1

Ref. No.	Part.No.	Alternative.	Description	Quantity			
				110	120	230	240
101	5MBTPB4010PW++R	B1A64100	BIND T.T SCREW(+)/ M4 X 10 CRFREE P-T				
102	5MBTPB3012PW++R	B1A63120	BIND T.T SCREW(+)/ M3 X 12 CRFREE P-T				

- Parts with "\*" are component parts or sub-assemblies of the assembly appearing immediately above them.
- Parts with "⊙" indicate regular maintenance parts.

- Parts with "••" are component parts or sub-assembly with "•" appearing immediately above them.

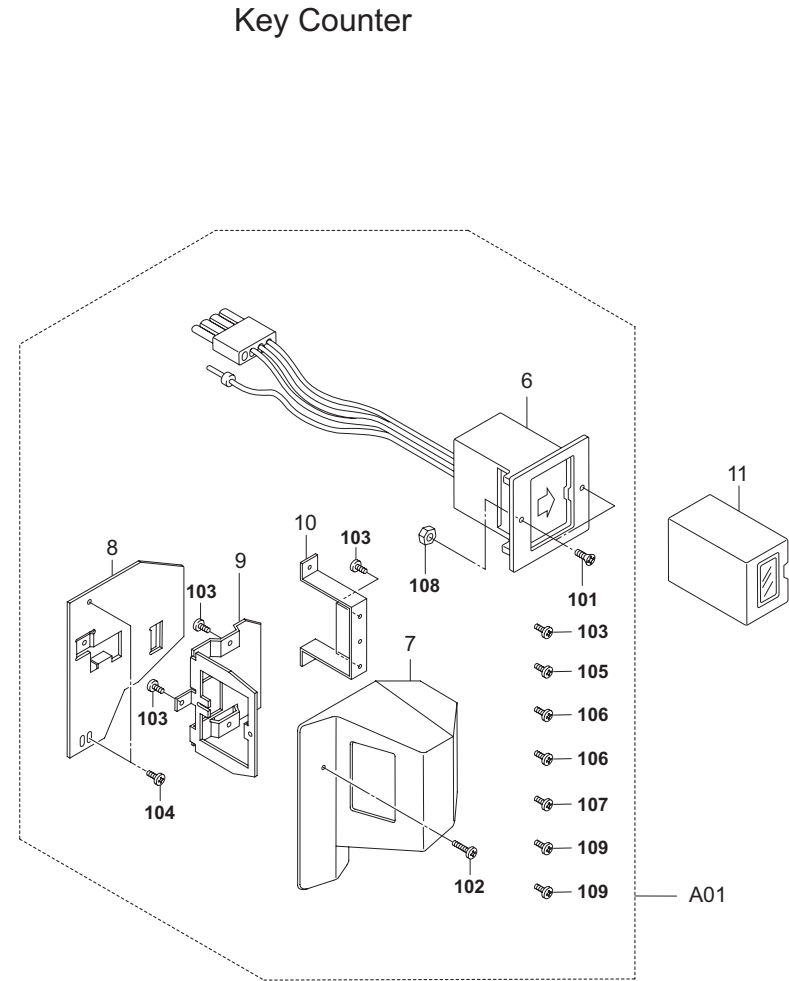
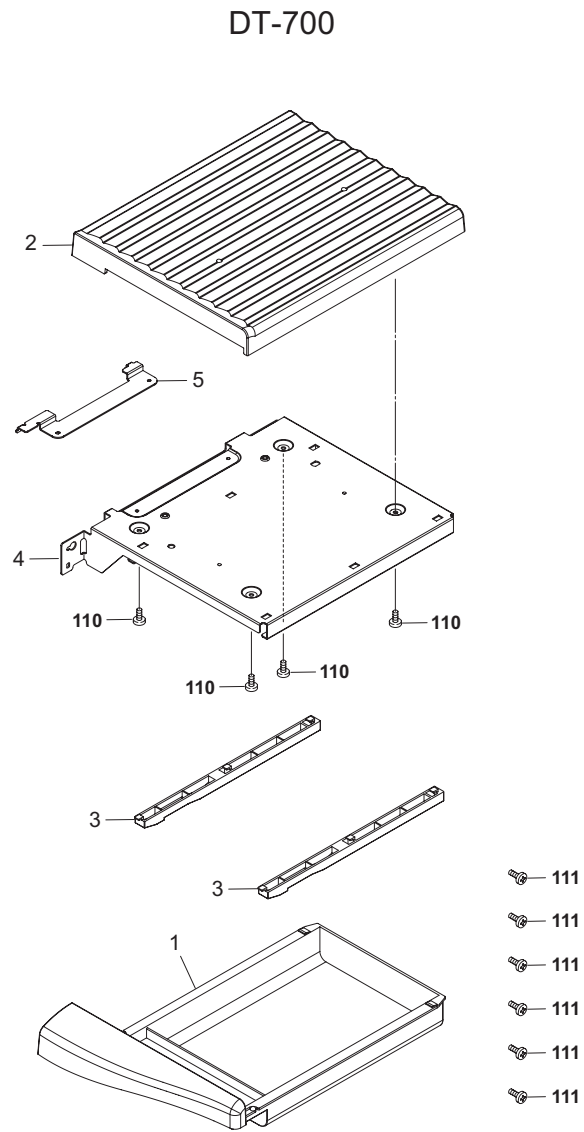




FIG. 23 Option II (DT-700 & Key Counter)

2GN/2GP/2GR-5

Ref. No.	Part.No.	Alternative.	Description	Quantity			
				110	120	230	240
1	2BJ60530		LOWER WING TRAY	1	1	1	1
2	302BJ60521	2BJ60521	UPPER WING TRAY	1	1	1	1
3	302BJ60541	2BJ60541	RAIL WING TRAY	2	2	2	2
4	302GR04490	2GR04490	MOUNT WING TRAY	1	1	1	1
5	302GR04500	2GR04500	HOLDER WING TRAY	1	1	1	1
⊙ A01	302A369707	2A369707	SET PARTS KEYCOUNTER NEW COLOR	1	1	1	1
6	*3029236241	29236241	SOCKET ASS'Y,KEY COUNTER	1	1	1	1
7	*302A360011	2A360011	COVER,KEY COUNTER	1	1	1	1
8	*3066060023	66060023	RETAINER,KEY COUNTER COVER	1	1	1	1
9	*3066060031	66060031	RETAINER,KEY COUNTER	1	1	1	1
10	*3066060041	66060041	MOUNT,KEY COUNTER	1	1	1	1
⊙ 11	82142540		KEY COUNTER	1	1	1	1

Ref. No.	Part.No.	Alternative.	Description	Quantity			
				110	120	230	240
101	7BB003306H	BB040750	+COUNTER-SUNK HEAD SCREW M3X6 CR				
102	B1B54300		+BIND TAP-TITE S SCREW M4X30(TRIVALE				
103	B4A04060		+TP-A SCREW M4X06(TRIVALENT CHROM				
104	B4A04100		+TP-A SCREW M4X10(TRIVALENT CHROM				
105	B1B03080		+BIND SCREW M3X08				
106	5MBTPB4010PW++R	B1A64100	BIND T.T SCREW(+)/ M4 X 10 CRFREE P-T				
107	7BB100420H	BB040740	+BIND TAP-TITE S SCREW M4X20 CRFREE				
108	7BC1003055++H01	BC018230	HEXA NUT M3				
109	5MBTPB4010TW++R	B1A54100	BIND T.T SCREW(+)/ M4 X 10 CRFREE S-T				
110	5MBTPB3006PW++R	B1B63060	BIND T.T SCREW(+)/ M3 X 6 CRFREE P-T				
111	5MBTPB3006TW++R	B1A53060	BIND T.T SCREW(+)/ M3 X 6 CRFREE S-T				

- Parts with "\*" are component parts or sub-assemblies of the assembly appearing immediately above them.
- Parts with "⊙" indicate regular maintenance parts.

- Parts with "•" are component parts or sub-assembly with "•" appearing immediately above them.

FIG. 24 Maintenance Kits

2GN/2GP/2GR-2

Ref. No.	Part.No.	Alternative.	Description	Quantity						
				110	120	230	240			
	1702GN7US0	072GN7US	MK-715 U (30ppm)(OPTION)							
			•PULLEY,PAPER FEED		2					
			•PULLEY,SEPARATION		3					
			•PULLEY FEED A		3					
			•UNDER CLEANER REGIST		1					
			•GUIDE REGIST F		2					
			•PARTS,REGISTRATION CLEAN		1					
			•PARTS,GUIDE TRANSFER		1					
			•DK-715		1					
			•DV-715		1					
			•FK-715 U		1					
			•TR-710		1					
			•UPPER PULLEY,BYPASS		1					
				1702GN8NL0	072GN8NL	MK-715 E (30ppm)(OPTION)				
						•PULLEY,PAPER FEED		2	2	
•PULLEY,SEPARATION		3				3				
•PULLEY FEED A		3				3				
•UNDER CLEANER REGIST		1				1				
•GUIDE REGIST F		2				2				
•PARTS,REGISTRATION CLEAN		1				1				
•PARTS,GUIDE TRANSFER		1				1				
•DK-715		1				1				
•DV-715		1				1				
•FK-715 E		1				1				
•TR-710		1				1				
•UPPER PULLEY,BYPASS		1				1				
	1702GNTTW0	072GNTTW				MK-715 TW (30ppm)(OPTION)				
						•PULLEY,PAPER FEED		2		
			•PULLEY,SEPARATION		3					
			•PULLEY FEED A		3					
			•UNDER CLEANER REGIST		1					
			•GUIDE REGIST F		2					
			•PARTS,REGISTRATION CLEAN		1					
			•PARTS,GUIDE TRANSFER		1					
			•DK-715		1					
			•DV-715		1					
			•FK-715 TW		1					
			•TR-710		1					
			•UPPER PULLEY,BYPASS		1					

Ref. No.	Part.No.	Alternative.	Description	Quantity						
				110	120	230	240			
	1702GR7US0	072GR7US	MK-716 U (40/50ppm)(OPTION)							
			•PULLEY,PAPER FEED		2					
			•PULLEY,SEPARATION		3					
			•PULLEY FEED A		3					
			•UNDER CLEANER REGIST		1					
			•GUIDE REGIST F		2					
			•PARTS,REGISTRATION CLEAN		1					
			•PARTS,GUIDE TRANSFER		1					
			•DV-715		1					
			•DK-716		1					
			•FK-715 U		1					
			•TR-710		1					
			•UPPER PULLEY,BYPASS		1					
				1702GR8NL0	072GR8NL	MK-716 E (40/50ppm)(OPTION)				
						•PULLEY,PAPER FEED			2	2
•PULLEY,SEPARATION						3	3			
•PULLEY FEED A						3	3			
•UNDER CLEANER REGIST						1	1			
•GUIDE REGIST F						2	2			
•PARTS,REGISTRATION CLEAN						1	1			
•PARTS,GUIDE TRANSFER						1	1			
•DV-715						1	1			
•DK-716						1	1			
•FK-715 E						1	1			
•TR-710						1	1			
•UPPER PULLEY,BYPASS						1	1			
	1702GRTTW0	072GRTTW				MK-716 TW (40/50ppm)(OPTION)				
						•PULLEY,PAPER FEED		2		
			•PULLEY,SEPARATION		3					
			•PULLEY FEED A		3					
			•UNDER CLEANER REGIST		1					
			•GUIDE REGIST F		2					
			•PARTS,REGISTRATION CLEAN		1					
			•PARTS,GUIDE TRANSFER		1					
			•DV-715		1					
			•DK-716		1					
			•FK-715 TW		1					
			•TR-710		1					
			•UPPER PULLEY,BYPASS		1					

• Parts with "\*" are component parts or sub-assemblies of the assembly appearing immediately above them.

• Parts with "⊙" indicate regular maintenance parts.

• Parts with "••" are component parts or sub-assembly with "•" appearing immediately above them.

INDEX

2GN/2GP/2GR-5

	Part.No.	Alternative.	Description	Fig.No.		Part.No.	Alternative.	Description	Fig.No.
	1702GN7US0	072GN7US	MK-715 U	24		2BL02130		LOWER PLATE CONT	2
	1702GN8NL0	072GN8NL	MK-715 E	24		2BL02150		MOUNT RIGHT HANDLE	2
	1702GN7TTW0	072GN7TTW	MK-715 TW	24		2BL02230		MOUNT FAN	13
	1702GR7US0	072GR7US	MK-716 U	24		2BL02240		SPONGE FAN	13
	1702GR8NL0	072GR8NL	MK-716 E	24		2BL04060		FRONT MOUNT COVER	19
	1702GR7TTW0	072GR7TTW	MK-716 TW	24		2BL04200		LEVER CONT RELEASE	1
	20305130		LABEL L,HIGH TEMPERATURE CAUTION(EXP)	2		2BL04220		MOUNT HINGE	1
	213+4410	49021301	BUSH,CUTTER	18		2BL04310		PLATE NUMBER	3
	28107400		BEARING,688ZZNR	9	⊙	2BL04330		HOLDER SWITCH	1
⊙	29415100	45729416	GEAR, TONER ROLLER	11		2BL04350		FRONT HINGE COVER P	1
	29812291		CUSHION,CONTACT GLASS	10	⊙	2BL04370		PLATE NUMBER 2	3
	2A105180		LABEL, CAUTION CONTACT GLASS	10		2BL04450		GROUND PLATE INNER L	19
	2A612800		COVER,PLATEN	22		2BL04460		SPACER WIRE	19
	2A612810		MAT,ORIGINAL HOLDER	22		2BL04470		MOUNT HINGE S	2
	2A612820		HINGE,ORIGINAL HOLDER	22		2BL04480		FRONT HINGE S COVER	1
	2AC26310		SHIELD 10X8X20,GASKET	6	⊙	2BL04550		LEVER L COVER LOCK M	6
⊙	2AL06110		GEAR 25	5,7		2BL04560		SPRING L COVER LOCK	6
⊙	2AR00170		PRIMARY PAPER FEED BUSHING ASS'Y	17		2BL04600		LEVER COVER RELEASE	6
	2AR02180		BASE RUBBER	2		2BL04680		STRAP COVER	6
⊙	2AR07220		PULLEY,PAPER FEED	4		2BL04700		GROUND PLATE LEFT B	6
⊙	2AR07230		PULLEY,SEPARATION	4,11		2BL04880		FILM HINGE	1,2
	2AR07660		GUIDE FILM,SEPARATION PULLEY	4		2BL05150		LABEL RADIATION	2
	2AR07710		MOUNT,PAPER FEED DRAWER	2		2BL06020		GUIDE A FEED	5
	2AR07720		COVER,CASSETTE RAIL	2		2BL06051		FRONT RAIL FEED	5
	2AR26340		MOUNT,DECK CONNECTOR	19		2BL06061		REAR RAIL FEED	5
⊙	2AR27040		SWITCH,INTERLOCK	19		2BL06110		GUIDE VERTICAL FEED	5
	2AR27800		POWER CORD(230)	19		2BL06130		MOUNT C FEED DRIVE	5
	2AV12280		BASE RUBBER,SCANNER SECTION	2,9	⊙	2BL06150		GEAR Z28 FEED	5
	2BC06510		BUSHING 8	5,7,8,11,12,17	⊙	2BL06160		GEAR Z35-15 FEED	5
	2BC06520		BUSHING 6,REGISTRATION	4	⊙	2BL06170		GEAR Z42 FEED	5
	2BC06910		STOPPER 6	5,7,9,11,12,17	⊙	2BL06180		GEAR Z28-P18 FEED	5
	2BC06980		STOPPER 5	5,7,11,17,18	⊙	2BL06190		GEAR Z25 FEED	5
⊙	2BC07050		PULLEY,LIFT WIRE	9		2BL06220		EARTH VERTICAL FEED	5
⊙	2BC07860		TERMINAL,PAPER SIZE DETECTION	3,11		2BL06230		GROUND PLATE A FEED	5
	2BC12190		SPRING,MIRROR HOLDER	9		2BL06260		FRONT GUIDE REGIST	5
	2BG22990		CUT WASHER 4	9	⊙	2BL06320		BELT CONVEYING	5
	2BJ02110		FULCRUM PLATE,MIDDLE TRAY	2		2BL06330		GUIDE B FEED	5
	2BJ02121		HOLDER,FULCRUM	2		2BL06340		SPRING FEED	6
	2BJ04150		MOUNT LEFT FRONT COVER	1	⊙	2BL06360		GEAR Z42 BYPASS	5
	2BJ04520		FRONT PLATE EXIT L	6	⊙	2BL06380		GEAR Z25 JOINT	5
⊙	2BJ06010		PULLEY FEED A	4,11		2BL06410		GROUND PLATE MIDDLE	2
⊙	2BJ21021		LEVER GUIDE CHANGE U	6		2BL06430		COVER CONNECTOR	5
	2BJ21030		SPRING CHANGE UP	6		2BL06440		MOUNT REGIST SWITCH	5
⊙	2BJ21040		LEVER CHANGE UP B	6		2BL06450		HOLDER FEED SWITCH	5
	2BJ25280		SPONGE LCD B	21		2BL06460		SPRING LEFT COVER	5
	2BJ26150		LID MMD	20	⊙	2BL06480		FILM REGIST F	5
	2BJ26210		SHIELD SUBWIRE	19		2BL06520		UPPERGUIDE BYPASS	12
	2BJ60530		LOWER WING TRAY	23		2BL06530		COVER BYPASSUNIT	11
⊙	2BK04040		STOPPER PAPER SUB	1		2BL06570		MOUNT RAIL	12
	2BL02050		LOWER BASE LSU	2		2BL06580		RAIL BYPASS	12

• Parts with "⊙" indicate regular maintenance parts.

Part.No.	Alternative.	Description	Fig.No.	Part.No.	Alternative.	Description	Fig.No.
2BL06590		PULLEY RAIL	2,12	2BL14210		LEVER DLP	14
⊙ 2BL06600		COVER BYPASS	11	2BL14220		PIN LEVER DLP	14
⊙ 2BL06620		SPONGE FRONT	1	2BL14250		GEAR 18	6
2BL06650		STAY LIFTPLATE	11	2BL14350		GROUND PLATE RAIL	14
2BL06680		CAM BYPASS	11	2BL14410		SPRING CAM	6
2BL06690		MOUNT BYPASS	11	2BL14480		SEAL WIRE	8,14
⊙ 2BL06720		GEAR 55/15	11	2BL16030		STOPPER BUSH	7
⊙ 2BL06730		ACTUATOR BYPASS	12	2BL16060		GEAR REGIST Z18	7
2BL06780		SPRING BYPASS	12	⊙ 2BL16080		PULLEY FEED	6,7
2BL06790		GROUNDPLATE BYPASS	12	2BL16100		STRAP CONVEYING A	7
2BL06800		SPRING BYPASS	12	2BL16110		STRAP CONVEYING B	7
⊙ 2BL06810		BELT BYPASS	12	⊙ 2BL16130		GUIDE REGIST F	7
⊙ 2BL06820		PULLEY25 BYPASS	12	2BL16150		PLATE TRANS B	7
2BL06830		DIAL BYPASS	12	2BL16160		PLATE TRANS UNIT GND	7
2BL06840		SPRING BYPASS RET	2	2BL16170		PLATE SEPARATION B	7
2BL06850		JOINT RETARD	11	⊙ 2BL16190		HOOK CONVEYING	7
2BL06860		SPRING RETARD	11	2BL16200		SPRING CONVEYING	7
2BL06870		SPRING JOINTRETARD	11	⊙ 2BL16220	5AAVBRUSH036	BRUSH CLEANER	1
2BL06880		FILM BYPASS	11	2BL16250		GUIDE FEED F	7
2BL06890		PLATE BYPASS HOLD	11	2BL16260		BUSHING REGIST	7
2BL06940		EARTH PUSH SWITCH	5	2BL16290		CUT WASHER 3	6,7
2BL06950		DUMPER LEFT COVER	5	2BL17010		HOUSING TRANSFER	7
2BL06960		STRAP RELEASE	6	⊙ 2BL17040		PULLEY TRANS ROLLER	7
⊙ 2BL06970		FILM REGIST FF	5	2BL17050		PLATE TRANS UNIT	7
2BL06990		STOPPER GEAR 8-25	11	⊙ 2BL17090		GEAR TRANS Z25H	7
⊙ 2BL07020		ROLLER DU FEED UP	7	2BL17170		BUSHING 8	7
⊙ 2BL07030		ROLLER DU FEED LOW	7	2BL18160		GEAR SPIRAL 16	16
⊙ 2BL07040		PULLEY DU	7	2BL18170		GEAR IDLE 15	16
2BL07060		SPRING DU PULLEY	7	⊙ 2BL18300		BLADE CLEANING	16
2BL07080		SPRING DU JOINT	7	2BL18320		HANDLE DRUM	16
⊙ 2BL07090		ACTUATOR DU	7	2BL18560		SPONGE LOWER SEAL	16
2BL07110		PLATE EARTH DU	7	2BL18630		BUSHING DRUM A	16
2BL07120		PLATE NUT DU	7	⊙ 2BL18720		TAPE CLEANING LAMP	16
⊙ 2BL07130		SPRING DU ACT.	7	⊙ 2BL18870		GEAR CL ROLLER 15	16
2BL07140		FILM WIRE DU	7	⊙ 2BL18880		GEAR CL ROLLER 16	16
2BL07150		GUIDE RIB DU	7	⊙ 2BL20080		CLAW HEAT ROLLER	15
2BL07860		SPRING BYPASS	11	⊙ 2BL20260		GEAR FIXING Z33	15
2BL07900		PLATE LEADING FEED	4	⊙ 2BL20330		STATIC ELIMINATOR PRESS	15
2BL07910		SUPPORT PLATE FEED	4	2BL21070		SPRING EXIT PULLEY	8
⊙ 2BL07950		UNDER CLEANER REGIST	7	2BL21100		LEVER GUIDE CHANGE	8
2BL07970		CUT WASHER 10	7	⊙ 2BL21120		ACTUATOR EXIT R	8
2BL07990		SPRING SEPARATION	4	⊙ 2BL21130		ACTUATOR EXIT L	8
2BL13060		REAR ADJUSTING LSU	13	2BL21170		PLATE EARTH EXIT F	8
2BL13070		FRONT ADJUSTING LSU	13	2BL21180		PLATE EARTH EXIT R	8
2BL13120		FRONT MOUNT HOUSING	13	2BL21190		BKT SOLENOID	8
2BL13250		ADJUSTING PLT LSU	13	⊙ 2BL21211		PULLEY ONEWAY T30	8
2BL13290		SPRING FIX LSU	13	⊙ 2BL21220		GEAR EXIT Z19	8
2BL14180		FRONT ARM RAIL	14	⊙ 2BL21230		PULLEY EXIT T30	7,8
2BL14190		REAR ARM RAIL	14	⊙ 2BL21240		BELT EXIT P2M212	7,8
2BL14200		RAIL DLP	14	2BL21250		SPRING ACTUATOR R	8

• Parts with "⊙" indicate regular maintenance parts.

	Part.No.	Alternative.	Description	Fig.No.		Part.No.	Alternative.	Description	Fig.No.
	2BL21260		SPRING ACTUATOR L	8		2BL22870		WEIGHT 190	18
	2BL21270		SPRING FEED SHIFT	8		2BL22880		FILM BKT CLUTCH	18
⊙	2BL21330		PULLEY FEED SHIFT	6		2BL22890		MOUNT FLYWHEEL	18
	2BL21340		SPRING CHANGE PULLEY	6		2BL23040		LID DLP DUCT	18
	2BL21370		LEVER GUIDE CHANGE B	8		2BL23060		DUCT MAIN B	18
⊙	2BL21390		GEAR EXIT JOINT Z26S	8		2BL23100		FILM COOLING	18
	2BL21400		SPRING EXIT JOINT	8		2BL23110		GROUND PLATE LEFT FAN	6
⊙	2BL21430		GEAR EXIT Z20	8		2BL23120		COVER DUCT DRUM	18
⊙	2BL21440		SPRING EXIT CHANGE	8	⊙	2BL23170		SPONGE LEFT FAN	6
	2BL21450		PULLEY EXIT B	8		2BL26070		SPRING TERMINAL	19
	2BL21460		FILM WIRE PROTECT	6		2BL26080		GROUND PLATE HV	19
	2BL21470		PLATE EARTH CHANGE	8		2BL26110		LEFT MOUNT I/L	19
	2BL21490		GUIDE FILM DU	6		2BL26120		LEFT WORK PLATE I/L	19
	2BL21500		FILM WIRE PROTECT B	6		2BL26160		PLATE TRANSFER A	18
	2BL21510		CUT WASHER 6	8		2BL26170		PLATE SEPARATION A	18
	2BL21520		PULLEY EXIT C	8		2BL26200		MOUNT DRUM DRAWER	19
	2BL22140		GUIDE DLP	18		2BL26270		SPRING TERMINAL T	19
	2BL22150		BRACKET CLUTCH	18		2BL26290		MOUNT FIXING DRAWER	19
	2BL22160		GEAR DRUM Z76H-Z30H	18	⊙	2BL93130		PARTS,DISPOSAL TANK,TB700	1
	2BL22170		PLATE GUIDE DRUM	18	⊙	2BL93450		PARTS,REGISTRATION CLEAN	5
	2BL22180		GEAR Z37H-Z28H	18	⊙	2BM27890		HUMIDITY SENSOR	19
	2BL22190		GEAR Z50H	18		2C904550		CUT WASHER 5	3
	2BL22210		GEAR JOINT Z32S	18		2C912150		RETAINER WIRE	9
	2BL22220		GEAR Z36S-Z31H	18		2C912340		DRUM PULLEY	9
	2BL22230		GEAR Z34H	18		2C912630		STOPPER RELEASE SWITCH	22
	2BL22240		SPRING JOINT FUSER	18		2C920330		BEARING PRESSURE	15
⊙	2BL22320		GEAR Z76H-Z35S	17	⊙	2C927090		SENSOR ORIGINAL	9
⊙	2BL22330		GEAR Z41S-Z24S-P30	17	⊙	2C927210		SENSOR 248NL1	7,9,11,19
⊙	2BL22350		BELT DRIVE FEED	17	⊙	2CX82010		SET,PLATEN COVER TYPE D	22
	2BL22380		PLATE DRIVE MPF B	17		2DC12230		SLIDER SCANNER	9
⊙	2BL22400		BELT DRIVE MPF	17		2FB04220		MAGNET CATCH	1
⊙	2BL22420		GEAR Z41S P18	17		2FB06710		PIN CASSETTE RAIL	2
⊙	2BL22480		GEAR Z24S-P40	17		2FB07050		PIN CURSOR	3
⊙	2BL22490		GEAR Z40S-Z25S	17		2FB07060		SPRING CURSOR	3
⊙	2BL22510		SPRING DRIVE CONT.	17	⊙	2FB12140		MIRROR A	9
⊙	2BL22520		CLUTCH CONTAINER	17	⊙	2FB27160		INTER LOCK SWITCH	19
⊙	2BL22530		GEAR FEED Z41S-P15	17		2FB27390		WIRE HDD	20
⊙	2BL22540		GEAR Z60S-P20	17	⊙	2FG01020		SIZE DETECTION ASSY	3,11
⊙	2BL22550		GEAR Z40S-Z32S	17		2FG04020		COVER TOTAL COUNTER	1
⊙	2BL22560		PULLEY CONT DRIVE	17		2FG05070		LABEL DRUM CAUTION J	5
⊙	2BL22570		BUSH DRIVE CONT 8	17		2FG05080		LABEL DRUM CAUTION E1	5
	2BL22580		COLLAR BELT	8,17		2FG05090		LABEL DRUM CAUTION E2	5
⊙	2BL22590		BELT DRIVE CONTAINER	17		2FG05100		LABEL DRUM CAUTION A	5
⊙	2BL22630		GEAR EXIT Z30S	18		2FG05110		LABEL DRUM CAUTION CN	5
⊙	2BL22800		GEAR Z47S-Z28S	18		2FG06010		FRAME VERTICAL FEED A	5
	2BL22820		SPRING PULLEY	17		2FG06020		MOUNT FEED DRIVE A	5
	2BL22830		PULLEY TENSION	17		2FG06030		MOUNT FEED DRIVE B	5
	2BL22840		SHAFT DRIVE DRUM FW	18	⊙	2FG06040		GEAR Z21-Z36 FEED	5
	2BL22850		RETAINER FLYWHEEL	18		2FG06070		SPRING FEED JOINT	5
	2BL22860		FLYWHEEL 190	18		2FG06090		GUIDE MIDDLE FEED	5

• Parts with "⊙" indicate regular maintenance parts.

	Part.No.	Alternative.	Description	Fig.No.
⊙	2FG06110		PULLEY MIDDLE FEED	5
	2FG06120		COLLAR FEED JOINT	5
	2FG06130		SPRING GUIDE FEED	5
	2FG06160		MOUNT BYPASS FEED	5
	2FG06170		GROUND PLATE GUIDE A	5
	2FG06200		FILM MIDDLE FEED	5
⊙	2FG06220		FILM MIDDLE FEED RAIL R	5
	2FG16010		PLATE MID FEED UNIT	7
⊙	2FG16021		ROLLER REGIST	7
	2FG16030		PULLEY REGIST	7
	2FG16160		GUIDE ROLLER F	7
	2FG16170		GUIDE ROLLER R	7
	2FG16250		SPACER REGIST	7
	2FG16290		GUIDE FEED	7
⊙	2FG16300		SPRING REGIST F	7
⊙	2FG16310		SPRING REGIST R	7
	2FG16320		SPRING FEED	7
	2FG16330		HOLDER SHAFT	7
	2FG17010		HOLDER SEPARATION A	7
	2FG17160		SPRING TRANS R	7
⊙	2FG20070		GEAR 49 HEAT ROLLER	15
⊙	2FG20190		BUSHING HEAT ROLLER	15
	2FG20200		STOPPER HEAT ROLLER	15
⊙	2FG20230		BEARING HEAT ROLLER	15
⊙	2FG20280		GROUND PLATE FIXING	15
	2FG22010		PLATE DRIVE FRONT	18
	2FG22030		GEAR Z59H-Z44S	18
	2FG22040		GEAR Z22S	18
	2FG22060		PLATE DRIVE EXIT B	18
	2FG22080		PLATE DRIVE FEED B	17
	2FG22090		BRACKET CLUTCH FEED	17
⊙	2FG27110		SWITCH REGISTRATION	5
	3019527401	19527401	POWER CORD(120)	19
	3029236241	29236241	SOCKET ASS'Y,KEY COUNTER	23
	3029927232	29927232	POWER CODE AS(240)	19
	302A126131	2A126131	PIN,OPTION	1
	302A360011	2A360011	COVER,KEY COUNTER	23
⊙	302A369707	2A369707	SET PARTS KEYCOUNTER NEW COLOR	23
	302AR07041	2AR07041	SHAFT,WORK PLATE	3
	302AR07251	2AR07251	SHAFT,PAPER FEED	4
	302AR07261	2AR07261	SHAFT,SEPARATION	4
	302AR07271	2AR07271	SHAFT,LEADING FEED	4
	302AR07541	2AR07541	RETAINING PIN,VERTICAL CONVEYING	6
	302AR20512	2AR20512	SHAFT,PRESSURE ROLLER SEPARATION CLAW	6
	302BC06091	2BC06091	WORK PLATE,LIFT CASSETTE	3
	302BG04560	2BG04560	COVER SCREW	9
	302BJ02011	2BJ02011	UPPER FRONT FRAME	2
	302BJ04531	2BJ04531	REAR PLATE EXIT L	6
⊙	302BJ21051	2BJ21051	ROLLER EJECT J	8
⊙	302BJ25051	2BJ25051	KEY RESET	21

	Part.No.	Alternative.	Description	Fig.No.
	302BJ60521	2BJ60521	UPPER WING TRAY	23
	302BJ60541	2BJ60541	RAIL WING TRAY	23
	302BL02031	2BL02031	BASE	2
	302BL02041	2BL02041	BASE MIDDLE	2
	302BL02122	2BL02122	UPPER RIGHT PLATE	2
	302BL02171	2BL02171	PIN HANDLE	2
	302BL02221	2BL02221	RAIL DRUM R	18
⊙	302BL04101	2BL04101	COVER EXIT LOW	1
⊙	302BL04111	2BL04111	FRONT LEFT COVER	1
	302BL04191	2BL04191	PIN COVER HINGE	1
⊙	302BL04301	2BL04301	LID COVER LEFT	1
	302BL04411	2BL04411	PIN COVER	1,11
⊙	302BL04513	2BL04513	LEFT COVER MIDDLE	6
	302BL04521	2BL04521	SHAFT LEFT COVER M	5
	302BL04541	2BL04541	SHAFT L COVER LOCK M	6
	302BL04621	2BL04621	PLATE LEFT COVER M	6
	302BL04841	2BL04841	PIN COVER HINGE S	1
⊙	302BL06081	2BL06081	ROLLER B FEED	5
⊙	302BL06091	2BL06091	ROLLER C FEED	5
⊙	302BL06101	2BL06101	LEFT COVER FEED	6
	302BL06212	2BL06212	SHAFT FEED PULLEY	6
⊙	302BL06541	2BL06541	ROLLER2 BYPASSFEED	12
⊙	302BL06561	2BL06561	ROLLER4 BYPASSFEED	12
	302BL06741	2BL06741	SHAFT BYPASSFEED	12
	302BL06751	2BL06751	SHAFT RETARD	11
	302BL06761	2BL06761	SHAFT BYPASSCAM	11
	302BL06771	2BL06771	SHAFT BYPASS	11
	302BL06921	2BL06921	SHAFT FEED A	5
	302BL07052	2BL07052	SHAFT DU PULLEY	7
	302BL07071	2BL07071	JOINT DU	7
	302BL14141	2BL14141	MOUNT CAM	6
	302BL14231	2BL14231	SHAFT CAM	6
	302BL14241	2BL14241	CAM DLP	6
	302BL16211	2BL16211	SHAFT CONVEYING	7
	302BL16232	2BL16232	SPRING CONV OPEN	5
	302BL16241	2BL16241	SPRING CONVEYING B	7
⊙	302BL17061	2BL17061	BUSH TRANS ROLLER	7
	302BL18031	2BL18031	REAR COVER DRUM	16
	302BL20092	2BL20092	MOUNT REAR GUIDE	6
⊙	302BL20351	2BL20351	CLAW PRESS ROLLER	6
⊙	302BL21021	2BL21021	ROLLER EXIT	8
⊙	302BL21031	2BL21031	ROLLER FEED SHIFT	8
	302BL21061	2BL21061	SHAFT EXIT PULLEY	8
⊙	302BL21081	2BL21081	GUIDE EXIT CHANGE	8
	302BL21161	2BL21161	BKT DISCHARGER	8
	302BL21202	2BL21202	JOINT EXIT	8
	302BL22371	2BL22371	PLATE DRIVE MPF A	17
	302BL22391	2BL22391	PULLEY MPF DRIVE	17
	302BL22442	2BL22442	PLATE DRIVE CONT.A	17
	302BL22451	2BL22451	PLATE DRIVE CONT.B	17

• Parts with "⊙" indicate regular maintenance parts.

	Part.No.	Alternative.	Description	Fig.No.		Part.No.	Alternative.	Description	Fig.No.
	302BL22461	2BL22461	SHAFT DRIVE CONT	17		302FG07300	2FG07300	HOLDER,ACTUATOR	4
	302BL22811	2BL22811	PLATE TENSION A	17		302FG07310	2FG07310	REINFORCEMENT PRIMARY PAPER FEED	4
	302BL23051	2BL23051	DUCT MAIN A	18		302FG07320	2FG07320	STOPPER,SUPPORT PLATE	4
	302BL26051	2BL26051	CASE HIGH VOLTAGE	19		302FG07330	2FG07330	GROUND PLATE,PRIMARY PAPER FEED	4
	302BL26061	2BL26061	PIN TERMINAL	19		302FG16263	2FG16263	BASE CONVEYING A	7
	302BL26151	2BL26151	MOUNT BASE TERMINAL	18		302FG16272	2FG16272	SHEET CONVEYING	7
	302BL26281	2BL26281	SHAFT I/L	19	⊙	302FG16281	2FG16281	SHAFT FEED	7
	302C912291	2C912291	SPRING SCANNER TENSION	9	⊙	302FG20211	2FG20211	THERMISTOR FIXING	15
	302DA12070	2DA12070	SEAL SCANNER	9		302FG21011	2FG21011	GUIDE CHANGE UP	6
	302DC05120	2DC05120	LABEL CAUTION HG	1		302FG22021	2FG22021	PLATE DRIVE REAR	18
⊙	302F725430	2F725430	STATIC ELIMINATOR HEAT ROLLER	15		302FG22051	2FG22051	PLATE DRIVE EXIT A	18
	302F845040	2F845040	R/W MODULE 26X45	18		302FG22071	2FG22071	PLATE DRIVE FEED A	17
⊙	302FB05200	2FB05200	PLATE SIZE C	3		302FG22120	2FG22120	COLLAR BELT DRIVE	17
⊙	302FB05210	2FB05210	PLATE SIZE IN	3		302FG23021	2FG23021	MOUNT OZONE FILTER A	6
	302FB05380	2FB05380	LABEL VFEED CAUTION	6		302FG26102	2FG26102	MOUNT INLET A	19
	302FB05440	2FB05440	LABEL VFEED CAUTION 6NATIONS	6	⊙	302G634070	2G634070	LABEL ENERGY STAR	1
	302FB07032	2FB07032	LEVER CURSOR A	3	⊙	302GN93011	2GN93011	DK-715	16
	302FB07042	2FB07042	LEVER CURSOR B	3	⊙	302GN94010	2GN94010	PARTS,PWB MAIN ASS'Y,SP	20
	302FB07340	2FB07340	ADJUSTING PLATE CASSETTE	3	⊙	302GN94030	2GN94030	PARTS,EMBLEM ASS'Y 30 SP	1
	302FB07420	2FB07420	PIN CASSETTE	3	⊙	302GP94030	2GP94030	PARTS,EMBLEM ASS'Y 40 SP	1
	302FB09320	2FB09320	GROUND PLATE DECK UNIT	21	⊙	302GR01040	2GR01040	SCANNER PWB ASS'Y WITH SOFTWARE	10
	302FB16320	2FB16320	PIN ROLLER RELEASE LEVER	2	⊙	302GR01050	2GR01050	SHD PWB ASS'Y	9
⊙	302FB24061	2FB24061	KEY POWER SUPPLY	21	⊙	302GR01090	2GR01090	OPERATION RIGHT PWB ASS'Y	21
⊙	302FB24200	2FB24200	KEY PRINT	21	⊙	302GR01100	2GR01100	OPERATION LEFT PWB ASS'Y	21
⊙	302FB25051	2FB25051	HEATER DEHUMIDIFIER 120	2	⊙	302GR01110	2GR01110	OPERATION UPPER PWB ASS'Y	21
⊙	302FB25060	2FB25060	HEATER DEHUMIDIFIER 240	2	⊙	302GR01120	2GR01120	OPERATION FRONT PWB ASS'Y	21
	302FB26290	2FB26290	LID VENDOR	19	⊙	302GR01190	2GR01190	TONER DETECTION ASS'Y	19
	302FG02042	2FG02042	FRONT FRAME	2	⊙	302GR01230	2GR01230	KUIO PWB ASS'Y	20
	302FG02051	2FG02051	REAR FRAME	2		302GR01240	2GR01240	INLET ASS'Y	19
	302FG02071	2FG02071	LOWER LEFT REINFORCEMENT	2	⊙	302GR01250	2GR01250	TONER SENSOR ASSY	18
⊙	302FG04062	2FG04062	COVER EXIT LEFT	6		302GR02030	2GR02030	HOLDER SHAFT F	18
	302FG06051	2FG06051	JOINT FEED DRIVE	5		302GR02040	2GR02040	HOLDER SHAFT R	18
	302FG06061	2FG06061	SHAFT FEED JOINT	5		302GR02050	2GR02050	GUIDE STRAP	18
	302FG06083	2FG06083	HOUSING FEED	5		302GR02060	2GR02060	STRAP DRUM COVER	18
	302FG06101	2FG06101	SHAFT MIDDLE FEED	5		302GR02071	2GR02071	ARM DRUM COVER A	18
	302FG06151	2FG06151	MOUNT MID FEED DRIVE	5		302GR02081	2GR02081	ARM DRUM COVER B	18
⊙	302FG06211	2FG06211	RIGHT ROLLER REGIST	5		302GR02090	2GR02090	SPRING DRUM COVER	18
	302FG07020	2FG07020	PULLEY,CASSETTE RAIL	2		302GR02111	2GR02111	UPPER PLATE DRUM	2
	302FG07033	2FG07033	LEFT RAIL CASSETTE	2		302GR02120	2GR02120	ADJUSTOR FUSER	15
	302FG07050	2FG07050	MOUNT,CASSETTE SWITCH	19		302GR02130	2GR02130	MOUNT TRAY EJECT	2
	302FG07091	2FG07091	BASE CASSETTE	3		302GR02221	2GR02221	LEVER LOCK CASSETTE	2
⊙	302FG07151	2FG07151	CURSOR C CASSETTE	3		302GR02230	2GR02230	SPRING LEVER	2
⊙	302FG07170	2FG07170	FRONT GUIDE C,CURSOR	3		302GR02240	2GR02240	PIN FRONT CASSETTE RAIL	2
⊙	302FG07180	2FG07180	REAR GUIDE C,CURSOR	3		302GR02250	2GR02250	LOWER RIGHT REINFORCEMENT	2
	302FG07200	2FG07200	GROUND PLATE, CASSETTE	3		302GR02300	2GR02300	SUPPORT MOUNT DP	2
⊙	302FG07230	2FG07230	STOPPER,TRAILING EDGE DETECTION	3		302GR02311	2GR02311	MOUNT RUBBER ISU	2
	302FG07251	2FG07251	UPPER HOUSING,PAPER FEED	4		302GR02321	2GR02321	ADJUSTOR ISU	2
	302FG07260	2FG07260	LOWER HOUSING,PAPER FEED	4		302GR02330	2GR02330	PIN FEED	5
	302FG07271	2FG07271	WEIGHT,LEADING FEED PULLEY	4		302GR02340	2GR02340	RIGHT HANDLE MACHINE	2
	302FG07290	2FG07290	ACTUATOR,PAPER EMPTY	4		302GR02350	2GR02350	HANDLE MACHINE	2

• Parts with "⊙" indicate regular maintenance parts.

	Part.No.	Alternative.	Description	Fig.No.		Part.No.	Alternative.	Description	Fig.No.
	302GR02500	2GR02500	UPPER RIGHT PIPE	2		302GR04420	2GR04420	PROTECTION PLATE	1
	302GR02510	2GR02510	UPPER REAR FRAME	2		302GR04430	2GR04430	SHEET COVER ISU	1
	302GR02521	2GR02521	UPPER LEFT PLATE	2		302GR04440	2GR04440	SHEET PROTECT	1
	302GR02531	2GR02531	GROUND PLATE ISU A	2		302GR04450	2GR04450	SHEET OPE PROTECT	1
	302GR02540	2GR02540	GROUND PLATE ISU B	2		302GR04460	2GR04460	SEAL PROTECT OZONE	6
	302GR02550	2GR02550	UPPER PLATE FIXING	2		302GR04470	2GR04470	SHEET OPE PROTECT B	21
	302GR02560	2GR02560	FILM SPRING DRUM COVER	18		302GR04480	2GR04480	FILM PROTECT	21
	302GR02810	2GR02810	PIN LEFT COVER	6		302GR04490	2GR04490	MOUNT WING TRAY	23
	302GR02820	2GR02820	PIN DRIVE TENSION	17		302GR04500	2GR04500	HOLDER WING TRAY	23
	302GR02830	2GR02830	PIN LSU FIXING	13		302GR05012	2GR05012	COVER OPERATION A	21
	302GR02840	2GR02840	PIN REAR GUIDE FIXING	6	⊙	302GR05021	2GR05021	COVER OPERATION B	21
	302GR02852	2GR02852	PIN DLP RAIL	14		302GR05030	2GR05030	HINGE OPERATION L	21
	302GR02860	2GR02860	PIN EXIT	8		302GR05040	2GR05040	HINGE OPERATION R	21
	302GR02951	2GR02951	COVER DRUM Z	18		302GR05050	2GR05050	BASE OPERATION	21
	302GR02961	2GR02961	STAY DRUM COVER Z	18		302GR05060	2GR05060	MOUNT HANDLE OPE	21
	302GR02970	2GR02970	SHAFT DRUM COVER Z	18		302GR05070	2GR05070	HANDLE OPE	21
⊙	302GR04011	2GR04011	COVER TOP EJECT	1		302GR05080	2GR05080	CUSHION HANDLE A	21
⊙	302GR04021	2GR04021	COVER CENTER FRONT	1		302GR05090	2GR05090	BUSH PIN OPE	21
⊙	302GR04030	2GR04030	COVER RIGHT FRONT	1		302GR05100	2GR05100	SPRING HINGE OPE L	21
⊙	302GR04040	2GR04040	COVER LEFT FRONT LOW	1		302GR05110	2GR05110	SPRING HINGE OPE R	21
⊙	302GR04050	2GR04050	COVER LEFT FRONT TOP	1		302GR05120	2GR05120	MOUNT SLIDE	21
⊙	302GR04060	2GR04060	TRAY SUB	1		302GR05130	2GR05130	PIN OPERATION	21
⊙	302GR04070	2GR04070	COVER RIGHT SIDE TOP	1	⊙	302GR05150	2GR05150	KEY PRO	21
⊙	302GR04080	2GR04080	COVER RIGHT SIDE LOW	1	⊙	302GR05160	2GR05160	KEY APPLI	21
⊙	302GR04090	2GR04090	COVER LEFT SIDE TOP	1	⊙	302GR05170	2GR05170	KEY STATUS	21
⊙	302GR04100	2GR04100	COVER LEFT SIDE LOW	1	⊙	302GR05180	2GR05180	LENS KEY A	21
	302GR04110	2GR04110	COVER EXIT FRONT	1	⊙	302GR05190	2GR05190	KEY COPY	21
⊙	302GR04120	2GR04120	COVER EXIT TOP	1	⊙	302GR05200	2GR05200	KEY SEND	21
	302GR04160	2GR04160	CLIP DISH	1	⊙	302GR05210	2GR05210	KEY DOC	21
⊙	302GR04170	2GR04170	COVER MAIN SW	1	⊙	302GR05220	2GR05220	LENS KEY B	21
	302GR04190	2GR04190	COVER REAR	1	⊙	302GR05230	2GR05230	KEY SYSTEM	21
	302GR04200	2GR04200	COVER ISU FRONT LOW	1	⊙	302GR05240	2GR05240	KEY COUNTER	21
⊙	302GR04210	2GR04210	COVER ISU RIGHT	1	⊙	302GR05250	2GR05250	KEY ACCESS	21
⊙	302GR04221	2GR04221	COVER ISU LEFT	1	⊙	302GR05260	2GR05260	KEY HELP	21
⊙	302GR04231	2GR04231	COVER ISU REAR	1	⊙	302GR05270	2GR05270	KEY LOG OUT	21
	302GR04240	2GR04240	COVER ISU FRONT TOP	1	⊙	302GR05280	2GR05280	LENS POWER LED	21
⊙	302GR04250	2GR04250	COVER OZONE	1	⊙	302GR05290	2GR05290	LENS LED	21
	302GR04260	2GR04260	HOUSING OZONE COVER	1	⊙	302GR05300	2GR05300	KEY OPE 10	21
⊙	302GR04270	2GR04270	COVER REAR TRAY	1		302GR05310	2GR05310	SPONGE LCD A	21
⊙	302GR04280	2GR04280	COVER RIGHT TRAY	1		302GR05320	2GR05320	GROUND PLATE OPE A	21
	302GR04290	2GR04290	MOUNT REAR COVER	2		302GR05350	2GR05350	SPRING MOUNT HANDLE A	21
	302GR04300	2GR04300	MOUNT COVER R	2		302GR05370	2GR05370	HOLDER INVERTER	21
	302GR04310	2GR04310	GUIDE CLIP DISH	1		302GR05381	2GR05381	MOUNT LCD	21
	302GR04320	2GR04320	INNER RIGHT COVER	1		302GR05400	2GR05400	HOLDER LCD A	21
	302GR04330	2GR04330	INNER LEFT COVER	19		302GR05410	2GR05410	HOLDER LCD B	21
	302GR04360	2GR04360	GROUND PLATE ISU OPE	1		302GR05500	2GR05500	MOUNT USB TERMINAL	21
	302GR04370	2GR04370	MAGNET CLIP DISH	1		302GR05510	2GR05510	GROUND PLATE OPE B	21
	302GR04380	2GR04380	SEAL MAGNET	1		302GR05520	2GR05520	GROUND PLATE OPE C	21
	302GR04390	2GR04390	MOUNT COVER L	2	⊙	302GR05610	2GR05610	KEY STOP	21
⊙	302GR04410	2GR04410	STOPPER PAPER	1		302GR05620	2GR05620	FILM OPE A	21

• Parts with "⊙" indicate regular maintenance parts.



	Part.No.	Alternative.	Description	Fig.No.		Part.No.	Alternative.	Description	Fig.No.
	302GR05650	2GR05650	FILM OPERATION A	21	⊙	302GR09201	2GR09201	PLATE SIZE INCH	3
	302GR05660	2GR05660	FILM OPERATION B	21	⊙	302GR09210	2GR09210	SEAL DETECTION PLATE	3
	302GR05700	2GR05700	SPACER KEY	21	⊙	302GR94530	2GR94530	PARTS MCH MOTOR SET ASSY	16
⊙	302GR05790	2GR05790	SHEET OPE SET J(TW)	21	⊙	302GR09980	2GR09980	SPACER SIZE PLATE	3
⊙	302GR05820	2GR05820	SHEET OPE SET B	21		302GR09990	2GR09990	LIFT LOCK	3
⊙	302GR05830	2GR05830	SHEET OPE SET C	21		302GR12010	2GR12010	FRONT COVER DRUM	16
⊙	302GR05840	2GR05840	SHEET OPE SET D	21	⊙	302GR12110	2GR12110	LOWER SEAL CLEANING	16
⊙	302GR05851	2GR05851	SHEET OPE SET E	21		302GR17082	2GR17082	MIRROR FRAME A	9
⊙	302GR05860	2GR05860	SHEET OPE SET F	21		302GR17091	2GR17091	MIRROR FRAME B	9
⊙	302GR05870	2GR05870	SHEET OPE SET G	21	⊙	302GR17100	2GR17100	REAR WIRE SCANNER	9
⊙	302GR05880	2GR05880	SHEET OPE SET H	21	⊙	302GR17110	2GR17110	FRONT WIRE SCANNER	9
⊙	302GR05890	2GR05890	SHEET OPE SET I	21	⊙	302GR17120	2GR17120	LAMP SCANNER	9
	302GR05910	2GR05910	SHEET OPERATION A	21		302GR17131	2GR17131	ADJUSTING PLATE B	9
	302GR05920	2GR05920	SHEET OPERATION B	21		302GR17140	2GR17140	GUIDE WIRE A	9
	302GR05930	2GR05930	FILM PROTECT WIRE	21		302GR17150	2GR17150	GUIDE WIRE B	9
⊙	302GR05940	2GR05940	PEN KEYBOARD	22		302GR17160	2GR17160	GUIDE WIRE C	9
⊙	302GR05950	2GR05950	HOLDER PEN	22	⊙	302GR17180	2GR17180	PIN SCANNER RETAINING	9
⊙	302GR06010	2GR06010	PULLEY MIDDLE FEED A	5		302GR17190	2GR17190	SHAFT SCANNER	9
⊙	302GR06020	2GR06020	PULLEY MIDDLE FEED B	5	⊙	302GR17200	2GR17200	PULLEY SCANNER 47/34	9
	302GR06030	2GR06030	JOINT FEED	5	⊙	302GR17210	2GR17210	PULLEY SCANNER 43	9
⊙	302GR06201	2GR06201	LEVER SEPARATION RELEASE	4		302GR17220	2GR17220	MOUNT SCANNER DRIVE	9
	302GR06220	2GR06220	HOLDER WIRE	5	⊙	302GR17230	2GR17230	BELT SCANNER	9
	302GR06510	2GR06510	SPRING BYPASSFEED	12		302GR17250	2GR17250	REFLECTOR SCANNER	9
	302GR08011	2GR08011	BASE BYPASS	11		302GR17262	2GR17262	RETAINER MIRROR FRAME A	1
	302GR08021	2GR08021	PLATE LIFT BYPASS	11		302GR17270	2GR17270	MOUNT DP HINGE	9
	302GR08030	2GR08030	COVER CURSOR	11	⊙	302GR17280	2GR17280	MIRROR B	9
	302GR08040	2GR08040	FRONT CURSOR BYPASS	11		302GR17300	2GR17300	MOUNT RELEASE SWITCH	9
	302GR08050	2GR08050	REAR CURSOR BYPASS	11		302GR17320	2GR17320	MOUNT SCANNER PWB	10
	302GR08060	2GR08060	MOUNT SIZE PWB	11		302GR17330	2GR17330	RETAINER REGURATOR	10
⊙	302GR08070	2GR08070	RACK CURSOR	11		302GR17340	2GR17340	GUIDE FFC	9
⊙	302GR08080	2GR08080	TABLE BYPASS	11		302GR17350	2GR17350	PIN WIRE PULLEY B	9
	302GR08090	2GR08090	CUSHION MPF A	11	⊙	302GR17360	2GR17360	SPRING FRAME RETAINER	1
	302GR08100	2GR08100	BASE BYPASS FEED	12		302GR17370	2GR17370	SWITCH RELEASE	9
	302GR08110	2GR08110	FILM UPPER GUIDE	12		302GR17380	2GR17380	SPRING RELEASE SWITCH	9
	302GR09011	2GR09011	CASSETTE	3		302GR17400	2GR17400	FILM LAMP	9
⊙	302GR09020	2GR09020	HANDLE CASSETTE 1	3		302GR17410	2GR17410	SEAL FRAME A	9
⊙	302GR09030	2GR09030	COVER CASSETTE	3		302GR17420	2GR17420	SEAL FRAME B	9
⊙	302GR09040	2GR09040	HANDLE CASSETTE 2	3		302GR17430	2GR17430	SEAL LAMP INVERTER	10
	302GR09051	2GR09051	LEVER CASSETTE	3		302GR17440	2GR17440	HOLDER GUIDE WIRE C	9
	302GR09060	2GR09060	RAIL CURSOR R	3		302GR17450	2GR17450	SEAL GUIDE WIRE D	9
	302GR09070	2GR09070	LID PAPER SIZE	3		302GR17460	2GR17460	SEAL FRAME C	9
	302GR09080	2GR09080	RAIL CURSOR A	3		302GR17560	2GR17560	COVER ISU	10
	302GR09090	2GR09090	SUPPORT PLATE	3		302GR17620	2GR17620	TAPE REFLECTOR	9
⊙	302GR09102	2GR09102	FRONT CURSOR CASSETTE	3		302GR17660	2GR17660	PIN ISU	10
⊙	302GR09112	2GR09112	REAR CURSOR CASSETTE	3		302GR17670	2GR17670	PLATE HOLDER ISU	10
	302GR09120	2GR09120	SPRING LEVER CASSETTE	3		302GR17680	2GR17680	PLATE SPRING ISU	10
	302GR09130	2GR09130	SHAFT PULLEY	3	⊙	302GR17730	2GR17730	LID PWB S	10
	302GR09140	2GR09140	SHAFT HANDLE	3		302GR17740	2GR17740	GUIDE WIRE D	9
⊙	302GR09150	2GR09150	WORK PLATE HANDLE	3		302GR17750	2GR17750	HOLDER PI	9
	302GR09160	2GR09160	STOPPER PAPER	3		302GR17770	2GR17770	GUIDE WIRE E	9

• Parts with "⊙" indicate regular maintenance parts.

Part.No.	Alternative.	Description	Fig.No.
302GR17811	2GR17811	PIN MOUNT LENS	10
302GR17820	2GR17820	PULLEY SCANNER	9
⊙ 302GR17830	2GR17830	PLATE MIRROR B	9
⊙ 302GR17840	2GR17840	SEAL PLATE MIRROR B	9
302GR17860	2GR17860	PLATE PULLEY	9
302GR17880	2GR17880	HOLDER BEARING	9
302GR17890	2GR17890	SEAL SCANNER PWB	10
302GR17900	2GR17900	HOLDER RETAINER A	9
302GR17930	2GR17930	SEAL SCANNER FRAME E	9
⊙ 302GR17950	2GR17950	SPACER CONTACT GLASS DP	10
⊙ 302GR17960	2GR17960	MIRROR C	9
302GR17970	2GR17970	STOPPER PI	9
302GR17980	2GR17980	PULLEY PLATE B	9
⊙ 302GR22010	2GR22010	ROLLER TRANSFER	7
302GR22020	2GR22020	BRUSH SEPARATION	7
302GR22030	2GR22030	SPACER SEPARATION	7
302GR22050	2GR22050	SPRING TRANSFER F	7
302GR22110	2GR22110	COLLAR TRANS ROLLER	7
⊙ 302GR24010	2GR24010	HANDLE CONVEYING	7
302GR24020	2GR24020	PLATE PAPER GUIDE	7
302GR24030	2GR24030	MOUNT CONVEYING FAN	7
302GR24040	2GR24040	FILM COVER WIRE	7
302GR25011	2GR25011	UPPER FRAME FUSER	15
302GR25022	2GR25022	LOWER FRAME FUSER	15
302GR25030	2GR25030	GUIDE CHUTE	15
302GR25040	2GR25040	FRONT FRAME FUSER	15
302GR25050	2GR25050	REAR FRAME FUSER	15
302GR25060	2GR25060	FRONT PRESSING PLATE	15
302GR25070	2GR25070	REAR PRESSING PLATE	15
302GR25080	2GR25080	STAY RIGHT FUSER	15
302GR25091	2GR25091	SPRING PRESSURE	15
302GR25100	2GR25100	PLATE GUIDE CHUTE	15
302GR25161	2GR25161	PIN LOWER FRAME	15
⊙ 302GR25180	2GR25180	PLATE THERMO CUT	15
302GR25190	2GR25190	THERMISTOR FUSER NC	15
302GR25200	2GR25200	HOLDER THERMO CUT	15
302GR25210	2GR25210	PIN UPPER FRAME	15
302GR25220	2GR25220	SPRING THERMISTOR	15
302GR25230	2GR25230	PLATE ELIMINATOR	15
302GR25241	2GR25241	PIN GUIDE CHUTE	15
302GR25250	2GR25250	MOUNT THERMO CUT HOLDER	15
302GR25270	2GR25270	GROUND PLATE FUSER	15
302GR25280	2GR25280	SPRING CLAW	15
⊙ 302GR25290	2GR25290	THERMOSTAT M FUSER	15
⊙ 302GR25350	2GR25350	SPRING CLAW PRESS	6
302GR25370	2GR25370	REAR GUIDE FUSER	6
302GR28012	2GR28012	FRAME EXIT UP	8
302GR28020	2GR28020	FRAME EXIT LOW	8
302GR28032	2GR28032	GUIDE EXIT L	6
302GR28040	2GR28040	GUIDE FEED SHIFT L	6

Part.No.	Alternative.	Description	Fig.No.
302GR28050	2GR28050	GUIDE LEFT COVER M	6
302GR28060	2GR28060	PULLEY EXIT	8
⊙ 302GR28071	2GR28071	GUIDE DU FEED R	1
⊙ 302GR28100	2GR28100	PLATE SHAFT PULLEY	6
⊙ 302GR28120	2GR28120	SHAFT CHANGE PULLEY	6
302GR29010	2GR29010	FRAME DU	7
302GR31010	2GR31010	COUPLING G CONT	17
302GR31020	2GR31020	COUPLING H CONT	17
302GR31030	2GR31030	GEAR DRUM Z70H	18
302GR33010	2GR33010	DUCT UPPER DRUM	18
302GR33020	2GR33020	DUCT UPPER CONT	18
302GR33030	2GR33030	HOLDER RFID	18
⊙ 302GR33080	2GR33080	FILTER VOC A	6
⊙ 302GR33090	2GR33090	FILTER VOC B	1
⊙ 302GR34011	2GR34011	LABEL CASSETTE OPERATION	3
⊙ 302GR34022	2GR34022	LABEL PAPER SIZE	3
⊙ 302GR34032	2GR34032	LABEL PAPER SIZE R	3
⊙ 302GR34040	2GR34040	LABEL LEFT COVER A	6
302GR34050	2GR34050	LABEL JAM A1	12
302GR34060	2GR34060	LABEL JAM A2	12
302GR34070	2GR34070	LABEL JAM A3	12
⊙ 302GR34090	2GR34090	LABEL SET PAPER CAUTION A	11
⊙ 302GR34100	2GR34100	LABEL SET PAPER CAUTION E	11
⊙ 302GR34110	2GR34110	LABEL SET PAPER CAUTION J	11
⊙ 302GR34122	2GR34122	LABEL BYPASS SIZE	11
302GR34150	2GR34150	LABEL HIGH TEMP	6
302GR34170	2GR34170	LABEL BYPASS JAM R	11
302GR34181	2GR34181	LABEL SEP CLEANING	1
⊙ 302GR34190	2GR34190	LABEL CONVEYING JAM	1
⊙ 302GR34200	2GR34200	LABEL CONTAINER	1
302GR34250	2GR34250	LABEL JAM A4	11
⊙ 302GR34260	2GR34260	LABEL SET PAPER CAUTION	11
⊙ 302GR34270	2GR34270	LABEL SW CAUTION EXP	1
⊙ 302GR34281	2GR34281	LABEL SW CAUTION SET	1
302GR34310	2GR34310	LABEL ELE SHOCK CAUTION	19
⊙ 302GR34410	2GR34410	LABEL SET PAPER CAUTION TW	11
⊙ 302GR34430	2GR34430	LABEL SW CAUTION TW	1
302GR39010	2GR39010	BOX MOUNT PWB	20
302GR39030	2GR39030	LID BOX MOUNT	20
302GR39040	2GR39040	LID SIMM	20
302GR39050	2GR39050	MOUNT MAIN PWB	20
302GR39060	2GR39060	PANEL GUIDE KUIO	20
302GR39070	2GR39070	PLATE GUIDE KUIO	20
302GR39081	2GR39081	MOUNT POWER PWB	19
302GR39090	2GR39090	MOUNT OPTION I/F	19
302GR39100	2GR39100	HOLDER MAIN PWB	20
302GR39120	2GR39120	MOUNT MAIN SW	19
302GR39131	2GR39131	HOUSING LED PWB	21
302GR39141	2GR39141	MOUNT PWB FILTER	19
302GR39150	2GR39150	LID CF CARD	20

• Parts with "⊙" indicate regular maintenance parts.

	Part.No.	Alternative.	Description	Fig.No.		Part.No.	Alternative.	Description	Fig.No.
	302GR39160	2GR39160	GUIDE HARNESS	20		302GR46180	2GR46180	WIRE PANEL POWER	21
	302GR39170	2GR39170	HOLDER USB KEY	20		302GR46190	2GR46190	WIRE DRAWER	19
	302GR39180	2GR39180	SHEET HARNESS	20		302GR46210	2GR46210	WIRE CONTAINER	18
	302GR39190	2GR39190	COVER CONN	19		302GR46230	2GR46230	WIRE BYPASS UNIT	11
	302GR39200	2GR39200	SPONGE PROTECT	20		302GR46240	2GR46240	WIRE RESISTRATION	5
	302GR39700	2GR39700	SCREW SCSI	20		302GR46250	2GR46250	WIRE CONT SW	17
⊙	302GR44010	2GR44010	FAN OPE 40-10	20,21		302GR46260	2GR46260	WIRE CONVEYING	5
⊙	302GR44020	2GR44020	FAN FIXING 80-25	18		302GR46270	2GR46270	WIRE BYPASS TRAY	11
⊙	302GR44030	2GR44030	FAN UPPER CONT 90-25	18		302GR46280	2GR46280	WIRE FEED 1	5
⊙	302GR44040	2GR44040	FAN DU 60-15	6		302GR46290	2GR46290	WIRE TONER DISPOSAL	19
⊙	302GR44050	2GR44050	FAN CONTROLLER 80-15	20		302GR46300	2GR46300	WIRE BYPASS FEED PI	19
⊙	302GR44060	2GR44060	MOTOR FEED	17		302GR46310	2GR46310	WIRE CONVEYING FAN	6
⊙	302GR44080	2GR44080	FAN LSU 60-25	13		302GR46320	2GR46320	WIRE OPERATION RIGHT	21
⊙	302GR44090	2GR44090	MOTOR EJECT	18		302GR46340	2GR46340	WIRE MOTOR(C)	19
⊙	302GR44100	2GR44100	MOTOR MAIN	18		302GR46350	2GR46350	WIRE OPTION(C)	19
⊙	302GR44112	2GR44112	MOTOR LIFT	17		302GR46360	2GR46360	WIRE PRIMARY(C)	19
⊙	302GR44120	2GR44120	CLUTCH FEED	5,7,11,17		302GR46380	2GR46380	WIRE HARD DISK	20
⊙	302GR44131	2GR44131	CLUTCH FEED B	11		302GR46401	2GR46401	WIRE MAIN-DP	20
⊙	302GR44140	2GR44140	CLUTCH REGISTRATION	5,18		302GR46421	2GR46421	WIRE DUPLEX	7
⊙	302GR44150	2GR44150	SOLENOID TONER	17		302GR46430	2GR46430	WIRE PRIMARY FEED UNIT1	4
⊙	302GR44160	2GR44160	SOLENOID FEED SHIFT	8		302GR46440	2GR46440	WIRE PRIMARY FEED UNIT2	2
⊙	302GR44220	2GR44220	SWITCH CONVEYING	5		302GR46450	2GR46450	WIRE CASSETTE UNIT	3
⊙	302GR44230	2GR44230	LAMP CLEANING	16		302GR46470	2GR46470	WIRE MAIN-ENGINE PWB	20
⊙	302GR44250	2GR44250	FAN CONVEYING 42-10	7		302GR46480	2GR46480	WIRE POWER-MAIN	20
⊙	302GR44260	2GR44260	FAN LVU 42-10	19		302GR46510	2GR46510	WIRE MAIN-PANEL USB	21
⊙	302GR44270	2GR44270	MOTOR SCANNER	9		302GR46520	2GR46520	WIRE MAIN-PANEL IF	21
⊙	302GR44280	2GR44280	SWITCH BYPASS SIZE	11		302GR46530	2GR46530	WIRE PANEL USB	21
⊙	302GR45011	2GR45011	LVU 100	19		302GR46540	2GR46540	WIRE OPERATION LEFT	21
⊙	302GR45021	2GR45021	LVU 200	19		302GR46550	2GR46550	WIRE OPERATION UPPER	21
⊙	302GR45031	2GR45031	HVU	19		302GR46560	2GR46560	WIRE OPERATION FRONT	21
⊙	302GR45040	2GR45040	LCD OPERATION	21		302GR46570	2GR46570	WIRE PANEL INVERTER	21
⊙	302GR45050	2GR45050	TABLET OPERATION	21		302GR46580	2GR46580	WIRE USB JUNCTION	20
⊙	302GR45070	2GR45070	LCD INVERTER	21		302GR46590	2GR46590	WIRE RFID	18
⊙	302GR45080	2GR45080	UNIT LAMP INVERTER	10		302GR46630	2GR46630	WIRE FAN	20
⊙	302GR45090	2GR45090	UNIT FILTER	19		302GR46650	2GR46650	WIRE FILTER-LVU	19
⊙	302GR45100	2GR45100	UNIT FILTER 200	19		302GR46660	2GR46660	WIRE KUJO FFC1	20
	302GR46010	2GR46010	WIRE CCD1	10		302GR46670	2GR46670	WIRE KUJO FFC2	20
	302GR46021	2GR46021	WIRE SHD-SCANNER PWB	9		302GR46690	2GR46690	WIRE IB11 JUNCTION	20
	302GR46040	2GR46040	WIRE SCANNER HP SW	9		302GR46710	2GR46710	WIRE CPU FAN	20
	302GR46060	2GR46060	WIRE LAMP INVERTER	10		302GR46720	2GR46720	WIRE CPU FAN JUNCTION	20
	302GR46070	2GR46070	WIRE SCANNER POWER	10		302GR46730	2GR46730	WIRE CONVEYING FAN	7
	302GR46080	2GR46080	WIRE SCANNER-IPU PWB	10		302GR46740	2GR46740	WIRE DEHUMIDIFIER HEATER JUNCTION	2
	302GR46091	2GR46091	WIRE CCD DATA	9		302GR46750	2GR46750	WIRE LVU FAN	19
	302GR46110	2GR46110	WIRE FRONT(C)	19	⊙	302GR93015	2GR93015	PARTS OPERATION UNIT	21
	302GR46120	2GR46120	WIRE PAPER FEED(C)	19	⊙	302GR93020	2GR93020	PARTS PRIMARY PAPER FEED UNIT	4
	302GR46130	2GR46130	WIRE HIGH VOLTAGE(C)	19	⊙	302GR93031	2GR93031	DV-715	14
	302GR46140	2GR46140	WIRE EJECT(C)	8	⊙	302GR93041	2GR93041	DK-716	16
	302GR46150	2GR46150	WIRE LSU	13	⊙	302GR93051	2GR93051	FK-715 U	15
	302GR46160	2GR46160	WIRE FINISHER SOCKET	19	⊙	302GR93061	2GR93061	FK-715 E	15
	302GR46170	2GR46170	WIRE PANEL LCD	21	⊙	302GR93071	2GR93071	MC-710	16

• Parts with "⊙" indicate regular maintenance parts.

	Part.No.	Alternative.	Description	Fig.No.		Part.No.	Alternative.	Description	Fig.No.
⊙	302GR93082	2GR93082	CT-710	3	⊙	3074315201	74315201	PIN,TONER HOPPER	1
⊙	302GR93091	2GR93091	LK-710	13	⊙	33906070		TORQUE LIMITER,PAPER FEED	4
⊙	302GR93100	2GR93100	PARTS ISU	10	⊙	33906160		GEAR 16,PAPER FEED	4,11
⊙	302GR93111	2GR93111	PARTS BYPASS UNIT	11	⊙	33906430		TORQUE LIMITER,BYPASS	11
⊙	302GR93120	2GR93120	PARTS BYPASS FEED UNIT	12	⊙	33906660		RIGHT PULLEY,FEED	12
⊙	302GR93130	2GR93130	PARTS EXIT UNIT	8	⊙	33907170		DETECTION PLATE,PAPER SIZE	3
⊙	302GR93141	2GR93141	FE-710	7	⊙	33907210		CUSHION,CASSETTE WORK PLATE	3
⊙	302GR93150	2GR93150	PARTS MIDDLE FEED UNIT	5	⊙	33927590		CORE 7-15X18	20
⊙	302GR93160	2GR93160	PARTS VERTICAL FEED UNIT	5	⊙	33973300		STOPPER 7,CARTRIDGE	5
⊙	302GR93182	302GR93182	PARTS REAR GUIDE FUSER UNIT	6	⊙	34806040		LOWER BUSHING,PAPER FEED	4
⊙	302GR93190	2GR93190	PARTS CLAW SEPARATION ASSY	16	⊙	34806490		FRICTION PLATE,BYPASS LEADING FEED	11
⊙	302GR93200	2GR93200	DR-710	18	⊙	34821100		STATIC ELIMINATOR,EJECT	8
⊙	302GR93211	2GR93211	PARTS CONT DRIVE A ASSY	17	⊙	34907141		GEAR 18,CASSETTE	11
⊙	302GR93221	2GR93221	PARTS CONT DRIVE E ASSY	17	⊙	34907150		PULLEY,CASSETTE	3
⊙	302GR93281	2GR93281	TR-710	7	⊙	34922420		GEAR 15	4
⊙	302GR93310	2GR93310	PARTS CONTACT GLASS (M) ASSY	10	⊙	35927420		SWITCH,SIZE	5,19
⊙	302GR93320	2GR93320	PARTS CONTACT GLASS (I) ASSY	10	⊙	36222250		GEAR 30,IDLE	5
⊙	302GR93332	2GR93332	PARTS LEFT COVER MIDDLE ASSY	6	⊙	36722860		GEAR 18	5,12
⊙	302GR93340	2GR93340	PARTS,ROLLER REGIST SET	7	⊙	3A205010		LABEL,CAUTION GEAR	11
⊙	302GR93510	2GR93510	FK-715 TW	15	⊙	3A206100		ARM,BYPASS PE	11
⊙	302GR93521	2GR93521	PARTS OPERATION UNIT TW	21	⊙	3A206170		HOLDER,RETARD	11
⊙	302GR94121	2GR94121	PARTS,PWB MAIN ASSY,SP	20	⊙	3A206210		MOUNT,BYPASS PE SWITCH	11
⊙	302GR94131	2GR94131	PARTS,PWB ENGINE ASSY,SP	20	⊙	3CF04060		PLATE NUMBER4	3
⊙	302GR94150	2GR94150	PARTS,PWB PANEL ASSY,SP	21	⊙	3CY06030		RETAINER M4	3
⊙	302GR94181	2GR94181	PARTS,PWB PANEL CODE DIMM ASSY,SP	21	⊙	3CY06090		RACK CURSOR	3
⊙	302GR94201	2GR94201	PARTS,PWB MAIN CODE DIMM ASSY,SP	20	⊙	3CY06100		GEAR 20,CURSOR	3
⊙	302GR94270	2GR94270	PARTS,ROLLER HEAT SP	15	⊙	5FNXGP1A73A++02	2DC27180	PT.SENSOR GP1A73AJ00/ BK	4
⊙	302GR94280	2GR94280	PARTS,ROLLER PRESS SP	15	⊙	5MMS111SL002	2BY20050	NUT FUSER A /FS-1800/3800 A4	15
⊙	302GR94300	2GR94300	PARTS,HEATER 120 FUSER SP	15	⊙	5MMT263SN012++R	2D903100	SCREW OP / M3 X 8 CRFREE A4	20
⊙	302GR94310	2GR94310	PARTS,HEATER 230 FUSER SP	15	⊙	5MVG137DB025	2BL22740	GEAR M FEED Z25 /D1026 A4	17
⊙	302GR94370	2GR94370	PARTS,EMBLEM ASSY 50 SP	1	⊙	5MVG148DN027	2BL22770	GEAR Z37S /40633V0081 A4	18
⊙	302GR94380	2GR94380	PARTS CONTACT GLASS DP ASSY	10	⊙	5MVG169DN019	2BL22710	GEAR Z76H-Z35H /30633D0068 A3	18
⊙	302GR94430	2GR94430	PARTS FILTER DUST F1 ASSY	13	⊙	5MVM122DB003	2BM17920	BUSH POM /F0093 A4	6
⊙	302GR94440	2GR94440	PARTS FILTER DUST F2 ASSY	13	⊙	5MVS665KB001	2BM40060	CUT WASHER	9
⊙	302GR94451	2GR94451	PARTS MCH MOTOR ASSY	16	⊙	5MVX111DN003	2A806250	RING STOPPER /A-49 FEED A4	4,5,7,17
⊙	302GR94480	2GR94480	PARTS,GUIDE TRANSFER	5	⊙	5MVX111DN007	2BT11070	STOPPER 3 /2BT1107 A4	18
⊙	302GR94490	2GR94490	PARTS,OPERATION PEN ASSY	22	⊙	5MVX321CE001	3CF04050	PLATE NUMBER 3 /3CF0405 A4	3
⊙	302GR94520	2GR94520	PARTS,HEATER 110 FUSER SP	15	⊙	5MVX421DN003	2BL06490	LOCK COVER R /40283V0068 A4	5
⊙	302GR94540	2GR94540	PARTS,PWB PANEL CODE DIMM ASSY TW,SP	21	⊙	5MVX621SH003	2BM26020	GUID CF CARD /45252C0006 A4	20
⊙	302GY93020	2GY93020	PARTS EXIT UNIT J	8	⊙	60904280		ORIGINAL POCKET	22
⊙	3033927451	33927451	RETAINING PIN,DRAWER	2,19	⊙	60907170		CUSHION,CASSETTE R	3
⊙	3036006141	36006141	PIN,JAM REMOVAL DIAL	14	⊙	61705110		LABEL,PAPER UPPER LIMIT	3
⊙	303A206131	3A206131	JOINT,BYPASS PICKUP	11	⊙	61706770		UPPER PULLEY,BYPASS	11
⊙	303BH26021	3BH26021	PLATE,OPTION	20	⊙	65009050		SPRING,DEVELOPING ROCK	6
⊙	303BN27061	3BN27061	SWITCH,EJECT	8	⊙	66006810		GEAR,16 BYPASS PULLEY	11
⊙	303JT39020	3JT39020	COVER CF	11	⊙	66007310		PIN,CASSETTE WORK PLATE	11
⊙	3065027601	65027601	POWER CORD 110	19	⊙	66106080		SPRING,PAD	3
⊙	3066060023	66060023	RETAINER,KEY COUNTER COVER	23	⊙	66107100		PAD,CASSETTE	3
⊙	3066060031	66060031	RETAINER,KEY COUNTER	23	⊙	66127010		SWITCH,COVER OPEN	17,19
⊙	3066060041	66060041	MOUNT,KEY COUNTER	23	⊙	66506630		GEAR 20,IDLE	7

• Parts with "⊙" indicate regular maintenance parts.

	Part.No.	Alternative.	Description	Fig.No.
⊙	72321350		GEAR 30, FD EJECT IDLE	11
	73210450		BUSH, 6	7,8,11
	75712080		MIRROR HOLDER	9
	75718040		BUSHING,CLEANING BLADE SHAFT	7
⊙	7NH3M040G001H01	NH003070	STORAGE DEVICE	20
⊙	7SC010101++++H01	SC023350	SW.SEESAW	19
	7YBCP8P8E001H01	YB020910	FERRITE CORE	19
	7YBFP007C001H01	YB001950	FERRITE CORE	10
	7YCC02B1001+H01	YC014610	CONNECTOR	7
	7YCC03B1106+H01	YC047300	CONNECTOR	5
	7YCC05B1106+H01	YC047310	CONNECTOR	19
⊙	7YCC08B2046+H01	YC026110	CONNECTOR	3,4
⊙	7YCC08B2046+H02	YC026130	CONNECTOR	2,19
	7YCC10B1112+H01	YC046880	CONNECTOR	14,19
⊙	7YG57S011GP+H01	YG042080	SPEAKER	21
	7YZM110004++H01	YZ037960	ACCESS.BUSHING	10
	7YZM210003++H01	YZ037970	ACCESS.EDGING	10
	7YZM510007++H01	YZ042780	ACCESS.SPACER	19
	7YZM510009++H01	YZ042790	ACCESS.SPACER	17,19
	7YZM610001++H01	YZ010230	ACCESS SADDLE	9,17,19,20,21
	7YZM610002++H01	YZ010240	ACCESS SADDLE	19,20
	7YZM610003++H01	YZ010250	ACCESS SADDLE	11,17,18,19,20
	7YZM610005++H01	YZ012220	ACCESS SADDLE	20
	7YZM610007++H01	YZ023340	ACCESS.SADDLE	2,5,10,13,17, 18,19,20,21
	7ZG65TSV+013H01	ZG046200	SHIELD GASKET	21
	7ZG65TSV+025H01	ZG045180	SHIELD GASKET	21
	7ZG65TSV+032H01	ZG045430	SHIELD GASKET	20
	7ZG65TSV+200H01	ZG045190	SHIELD GASKET	10
	7ZGSTG151018H01	ZG045090	SHIELD GASKET	10
	7ZS22110301+H01	ZS038190	THERMAL SEAT	10
⊙	82142540		KEY COUNTER	23
	G3169000		BEARING 6900ZZNR	18
	M0207000	49826601	BINDING BAND,KB-100-1	10
	M2104210		EDGING,EDS-2	19
	M2104250		EDGING,EDS-17L(KITAGAWA)	19
	M2104280		EDGING,EDS-25L(KITAGAWA)	19
	M2104350		EDGING,EDS-0607M(KITAGAWA)	11
	M2104390		EDGING,EDS-0607L(KITAGAWA)	8
	M2105210		MINI CLAMP,UAMS-02WL-0(KITAGAWA)	11
	M2105740		MINIATURE CLAMP,UAMS-05S-2	11
	M2105970		CLAMP,CKN-10(KITAGAWA)	19
	M2108880		SPACER,KGPS-5RF(KITAGAWA)	21
	M2109350		WIRE SADDLE, YMC-15-0(KITAGAWA)	19
	M2109410		WIRE SADDLE, YMW-16(KITAGAWA)	17
	M21AH010		BAND,RSG-130-V0(KITAGAWA)	7,9,10,21
	M2307010		BINDING BAND,T18R	7
	M7005020		CLAMP,EMT-6N(TAKEUCHI)	20
	M7005030		CLAMP,EMT-5N(TAKEUCHI)	20

• Parts with "⊙" indicate regular maintenance parts.

## KYOCERA MITA EUROPE B.V.

Hoeksteen 40, 2132 MS Hoofddorp,  
The Netherlands  
Phone: +31.20.654.0000  
Home page: <http://www.kyoceramita-europe.com>  
Email: [info@kyoceramita-europe.com](mailto:info@kyoceramita-europe.com)

KYOCERA MITA NEDERLAND B.V.  
Beechavenue 25, 1119RA Schiphol-Rijk  
The Netherlands  
Phone: +31.20.58.77.200

KYOCERA MITA (UK) LTD  
8 Beacontree Plaza  
Gillette Way Reading Berks RG2 0BS,  
U.K.  
Phone: +44.1189.311.500

KYOCERA MITA ITALIA S.p.A.  
Via G. Verdi, 89 / 91, 20063 Cernusco s/N  
Milano, Italy  
Phone: +39.02.92179.1

S.A. KYOCERA MITA BELGIUM N.V.  
Hermesstraat 8A, 1930 Zaventem,  
Belgium  
Phone: +32.2.720.9270

KYOCERA MITA FRANCE S.A.  
Parc Les Algorithmes Saint Aubin  
91194 GIF-SUR-YVETTE,  
France  
Phone: +33.1.6985.2600

KYOCERA MITA ESPAÑA S.A.  
Edificio Kyocera, Avda de Manacor No. 2,  
28290 Las Matas (Madrid),  
Spain  
Phone: +34.91.631.8392

KYOCERA MITA FINLAND OY  
Kirvesmiehenkatu 4, 00880 Helsinki,  
Finland  
Phone: +358.9.4780.5200

KYOCERA MITA (SCHWEIZ)  
Hohlstrasse 614, 8048 Zürich  
Switzerland  
Phone: +41.1.908.4949

KYOCERA MITA DEUTSCHLAND GMBH  
Otto-Hahn-Str. 12 D-40670 Meerbusch,  
Germany  
Phone: +49.2159.918.0

KYOCERA MITA GMBH AUSTRIA  
Eduard-Kittenberger-Gasse 95,  
1230 Wien,  
Austria  
Phone: +43.1.86338.210

KYOCERA MITA SVENSKA AB  
Esbogatan 16B 164 75 Kista,  
Sweden  
Phone: +46.8.546.55000

KYOCERA MITA NORGE  
Postboks 150 Oppsal, NO 0619 Oslo  
Olaf Helsettsvei 6, NO 0694 Oslo,  
Norway  
Phone: +47.22.62.73.00

KYOCERA MITA DANMARK A/S  
Ejby Industrivej 1, DK-2600 Glostrup,  
Denmark  
Phone: +45.5687.1100

KYOCERA MITA PORTUGAL LDA.  
Rua do Centro Cultural, 41 (Alvalade) 1700-106 Lisbon,  
Portugal  
Phone: +351.21.842.9100

KYOCERA MITA SOUTH AFRICA (PTY) LTD.  
527 Kyalami Boulevard,  
Kyalami Business Park Midrand,  
South Africa  
Phone: +27.(0)11.540.2600

## KYOCERA MITA AMERICA, INC.

Headquarters:  
225 Sand Road,  
Fairfield, New Jersey 07004-0008,  
U.S.A.  
Phone: (973) 808-8444

KYOCERA MITA AUSTRALIA PTY. LTD.  
Level 3, 6-10 Talavera Road, North Ryde,  
N.S.W. 2113 Australia  
Phone: (02) 9888-9999

KYOCERA MITA NEW ZEALAND LTD.  
1-3 Parkhead Place, Albany  
P.O. Box 302 125 NHPC, Auckland,  
New Zealand  
Phone: (09) 415-4517

KYOCERA MITA (THAILAND) CORP., LTD.  
9/209 Ratchada-Prachachem Road,  
Bang Sue, Bangkok 10800, Thailand  
Phone: (02) 586-0320

KYOCERA MITA SINGAPORE PTE LTD.  
121 Genting Lane, 3rd Level,  
Singapore 349572  
Phone: 67418733

KYOCERA MITA HONG KONG LIMITED  
11/F., Mita Centre,  
552-566, Castle Peak Road,  
Tsuen Wan, New Territories,  
Hong Kong  
Phone: 24297422

KYOCERA MITA TAIWAN Corporation.  
7F-1~2, No.41, Lane 221, Gangchi Rd.  
Neihu District, Taipei, Taiwan, 114. R.O.C.  
Phone: (02) 87511560

## KYOCERA MITA Corporation

2-28, 1-chome, Tamatsukuri, Chuo-ku  
Osaka 540-8585, Japan  
Phone: (06) 6764-3555  
<http://www.kyoceramita.com>

## KYOCERA MITA AMERICA, INC.

### **Headquarters:**

225 Sand Road,  
Fairfield, New Jersey 07004-0008  
TEL : (973) 808-8444  
FAX : (973) 882-6000

### **New York Branch:**

1410 Broadway 23rd floor  
New York, NY 10018  
TEL : (917) 286-5400  
FAX : (917) 286-5402

### **Northeastern Region:**

225 Sand Road,  
Fairfield, New Jersey 07004-0008  
TEL : (973) 808-8444  
FAX : (973) 882-4401

### **Midwestern Region:**

201 Hansen Court Suite 119  
Wood Dale, Illinois 60191  
TEL : (630) 238-9982  
FAX : (630) 238-9487

### **Western Region:**

14101 Alton Parkway,  
Irvine, California 92618-7006  
TEL : (949) 457-9000  
FAX : (949) 457-9119

### **Southeastern Region:**

1500 Oakbrook Drive,  
Norcross, Georgia 30093  
TEL : (770) 729-9786  
FAX : (770) 729-9873

### **Southwestern Region:**

2825 West Story Road,  
Irving, Texas 75038-5299  
TEL : (972) 550-8987  
FAX : (972) 252-9786

### **National Operation Center & National Training Center:**

2825 West Story Road,  
Irving, Texas 75038-5299  
TEL : (972) 659-0055  
FAX : (972) 570-5816

### **Latin America Division:**

8240 N.W. 52nd. Terrace Dawson Building,  
Suite 108 Miami, Florida 33166  
TEL : (305) 421-6640  
FAX : (305) 421-6666

## KYOCERA MITA CANADA, LTD.

6120 Kestrel Road, Mississauga,  
Ontario L5T 1S8, Canada  
TEL : (905) 670-4425  
FAX : (905) 670-8116

## KYOCERA MITA MEXICO, S.A. DE C.V.

Av. 16 de Septiembre #407  
Col. Santa Inés,  
Azcapotzalco México,  
D.F. 02130, México  
TEL : (55) 5383-2741  
FAX : (55) 5383-7804

©2007 KYOCERA MITA Corporation

<http://www.kyoceramita.com>

 **KYOCERA** is a trademark of Kyocera Corporation

Printed in U.S.A.