



7 G 2552ci
7 G 3252ci
7 G 3552ci
7 G 4052ci
7 G 5052ci
7 G 6052ci
7 G 4002i
7 G 5002i
7 G 6002i
ECOSYS P8060cdn
PF-7100/PF-7110/PF-7120
DP-7100/DP-7110/DP-7120
DF-7100/DF-7110/DF-7120
AK-7100/JS-7100/BF-730/MT-730(B)
PH-7100/PH-7120/PH-7130
PH-7A/PH-7C/PH-7D
FAX System 12

PARTS LIST

Published in August 2017
2NDPLJÍÍ
Rev.5

TASKalfa 2552ci
TASKalfa 3252ci
TASKalfa 4052ci
TASKalfa 5052ci
TASKalfa 6052ci
TASKalfa 4002i
TASKalfa 5002i
TASKalfa 6002i
ECOSYS P8060cdn
PF-7100/PF-7110/PF-7120
DP-7100/DP-7110/DP-7120
DF-7100/DF-7110/DF-7120
AK-7100
BF-730/MT-730(B)
PH-7110
PH-7B
FAX System 12

パーツリスト

2017年8月 改訂版
2NDPL015
Rev. 5

CONVERSION LIST

May 13, 2016

1102L72US0 TASKalfa 2552ci 120V60HZ

Rev.1		Part.No.	Alternative.	Description	Note	Quantity
Fig. No.	Ref. No.					
1	27	302DY04010	2DY04010	EMBLEM KC 1SG 70 B		1
3	6	302L734190	2L734190	LABEL EMBLEM 2552C		1

1102L72CS0 CS 2552ci 120V60HZ

Part.No.	Alternative.	Description	Note	Quantity
302DY04060	2DY04060	EMBLEM CS 1SG 70 B		1
302L734350	2L734350	LABEL EMBLEM CS 2552C		1



1102RL2US0 TASKalfa 3252ci 120V60HZ

Rev.1		Part.No.	Alternative.	Description	Note	Quantity
Fig. No.	Ref. No.					
1	27	302DY04010	2DY04010	EMBLEM KC 1SG 70 B		1
3	6	302RL34190	2RL34190	LABEL EMBLEM 3252C		1

1102RL2CS0 CS 3252ci 120V60HZ

Part.No.	Alternative.	Description	Note	Quantity
302DY04060	2DY04060	EMBLEM CS 1SG 70 B		1
302RL34350	2RL34350	LABEL EMBLEM CS 3252C		1



CONVERSION LIST

July 26, 2016

1102TH2US0 TASKalfa 3552ci 120V60HZ

1102TH2CS0 CS 3552ci 120V60HZ

Rev.1		Part.No.	Alternative.	Description	Note	Quantity
Fig. No.	Ref. No.					
1	27	302DY04010	2DY04010	EMBLEM KC 1SG 70 B		1
-	-	302TH34190	2TH34190	LABEL EMBLEM 3552C		1



Part.No.	Alternative.	Description	Note	Quantity
302DY04060	2DY04060	EMBLEM CS 1SG 70 B		1
302TH34350	2TH34350	LABEL EMBLEM CS 3552C		1

CONVERSION LIST

June 22, 2016

1102RM2US0 TASKalfa 4052ci 120V60HZ

Rev.1		Part.No.	Alternative.	Description	Note	Quantity
Fig. No.	Ref. No.					
1	27	302DY04010	2DY04010	EMBLEM KC 1SG 70 B		1
3	6	302RM34190	2RM34190	LABEL EMBLEM 4052C		1

1102RM2CS0 CS 4052ci 120V60HZ

Part.No.	Alternative.	Description	Note	Quantity
302DY04060	2DY04060	EMBLEM CS 1SG 70 B		1
302RM34350	2RM34350	LABEL EMBLEM CS 4052C		1

1102RN2US0 TASKalfa 5052ci 120V60HZ

Rev.1		Part.No.	Alternative.	Description	Note	Quantity
Fig. No.	Ref. No.					
1	27	302DY04010	2DY04010	EMBLEM KC 1SG 70 B		1
3	6	302RN34190	2RN34190	LABEL EMBLEM 5052C		1

1102RN2CS0 CS 5052ci 120V60HZ

Part.No.	Alternative.	Description	Note	Quantity
302DY04060	2DY04060	EMBLEM CS 1SG 70 B		1
302RN34350	2RN34350	LABEL EMBLEM CS 5052C		1

1102ND2US0 TASKalfa 6052ci 120V60HZ

Rev.1		Part.No.	Alternative.	Description	Note	Quantity
Fig. No.	Ref. No.					
1	27	302DY04010	2DY04010	EMBLEM KC 1SG 70 B		1
3	6	302ND34190	2ND34190	LABEL EMBLEM 6052C		1

1102ND2CS0 CS 6052ci 120V60HZ

Part.No.	Alternative.	Description	Note	Quantity
302DY04060	2DY04060	EMBLEM CS 1SG 70 B		1
302ND34350	2ND34350	LABEL EMBLEM CS 6052C		1

CONVERSION LIST

June 27, 2016

1102SA2US0 TASKalfa 4002i 120V60HZ

Rev.1		Part.No.	Alternative.	Description	Note	Quantity
Fig. No.	Ref. No.					
1	27	302DY04010	2DY04010	EMBLEM KC 1SG 70 B		1
3	6	302SA34190	2SA34190	LABEL EMBLEM 4002		1

1102SA2CS0 CS 4002i 120V60HZ

Part.No.	Alternative.	Description	Note	Quantity
302DY04060	2DY04060	EMBLEM CS 1SG 70 B		1
302SA34350	2SA34350	LABEL EMBLEM CS 4002		1

1102RJ2US0 TASKalfa 5002i 120V60HZ

Rev.1		Part.No.	Alternative.	Description	Note	Quantity
Fig. No.	Ref. No.					
1	27	302DY04010	2DY04010	EMBLEM KC 1SG 70 B		1
3	6	302RJ34190	2RJ34190	LABEL EMBLEM 5002		1

1102RJ2CS0 CS 5002i 120V60HZ

Part.No.	Alternative.	Description	Note	Quantity
302DY04060	2DY04060	EMBLEM CS 1SG 70 B		1
302RJ34350	2RJ34350	LABEL EMBLEM CS 5002		1

1102NK2US0 TASKalfa 6002i 120V60HZ

Rev.1		Part.No.	Alternative.	Description	Note	Quantity
Fig. No.	Ref. No.					
1	27	302DY04010	2DY04010	EMBLEM KC 1SG 70 B		1
3	6	302NK34190	2NK34190	LABEL EMBLEM 6002		1

1102NK2CS0 CS 6002i 120V60HZ

Part.No.	Alternative.	Description	Note	Quantity
302DY04060	2DY04060	EMBLEM CS 1SG 70 B		1
302NK34350	2NK34350	LABEL EMBLEM CS 6002		1

Items listed in the revision columns are defined as follows.

Item	Description
Add	Add a new part
Del	Delete a part
Design-chg.	A design changed part (Parts number version up)
Part No.-chg.	A part number is changed to other one.
Quantity-chg.	Change Quantity of parts to use
Others	Other changes

Revision history

Rev.	Date	Remarks
1	June 2016	Correction
2	August 2016	Design change
3	November2016	Design change
4	March2017	Design change & Add New Model
5	August 2017	Design change

Symbols in the parts list

- Parts without a Ref.No. in the illustration indicate they are not supplied.
- Parts with a Ref.No. of 500 and above in the illustration indicate they are not selected for service parts.
- Parts with "•" are component parts or sub-assemblies of the assembly appearing immediately above them.
- Parts with "••" are component parts or sub-assembly with "•" appearing immediately above them.

<Notation of products>

For the purpose of this parts list, products are identified as following.

<MFP>
 TASKalfa 2552ci : 25ppm
 TASKalfa 3252ci : 32ppm
 TASKalfa 3552ci : 35ppm
 TASKalfa 4052ci : 40ppm
 TASKalfa 5052ci : 50ppm
 TASKalfa 6052ci : 60ppm
 TASKalfa 4002i : 40ppm(m)
 TASKalfa 5002i : 50ppm(m)
 TASKalfa 6002i : 60ppm(m)
 <PRINTER>
 ECOSYS P8060cdn : 60ppm(A)

改訂欄記載項目の内容は以下の通りです。

記載項目	内容
Add	新規部品の追加
Del	部品の削除
Design-chg.	部品の設変（版数アップ）
Part No.-chg.	部品番号の変更
Quantity-chg.	部品の個数変更
Others	その他の変更

改訂履歴

Rev.	改訂日	備考
1	2016年6月	誤記訂正
2	2016年8月	設変対応
3	2016年11月	設変対応
4	2017年3月	設変対応 & 新機種追加
5	2017年8月	設変対応

記号の見方

イラスト中で Ref 番号がない部品は供給できません。
 イラスト中で 500 番台の Ref 番号が付いている部品はサービスパーツに選定されていません。
 部品番号欄の • 印は、組立部品の単品部品及び準組立部品を表わします。
 部品番号欄の •• 印は、準組立部品の単品部品を表わします。

<本体機種区別表記>

パーツリスト中の本体機種区別は、以下の様に記載します。

<MFP>
 TASKalfa 2552ci : 25ppm
 TASKalfa 3252ci : 32ppm
 TASKalfa 4052ci : 40ppm
 TASKalfa 5052ci : 50ppm
 TASKalfa 6052ci : 60ppm
 TASKalfa 4002i : 40ppm(m)
 TASKalfa 5002i : 50ppm(m)
 TASKalfa 6002i : 60ppm(m)
 <PRINTER>
 ECOSYS P8060cdn : 60ppm(A)

FIG. 1 Covers 1

2L7/2RL/2TH/2RM/2RN/2ND/2SA/2RJ/2NK/2RR-5

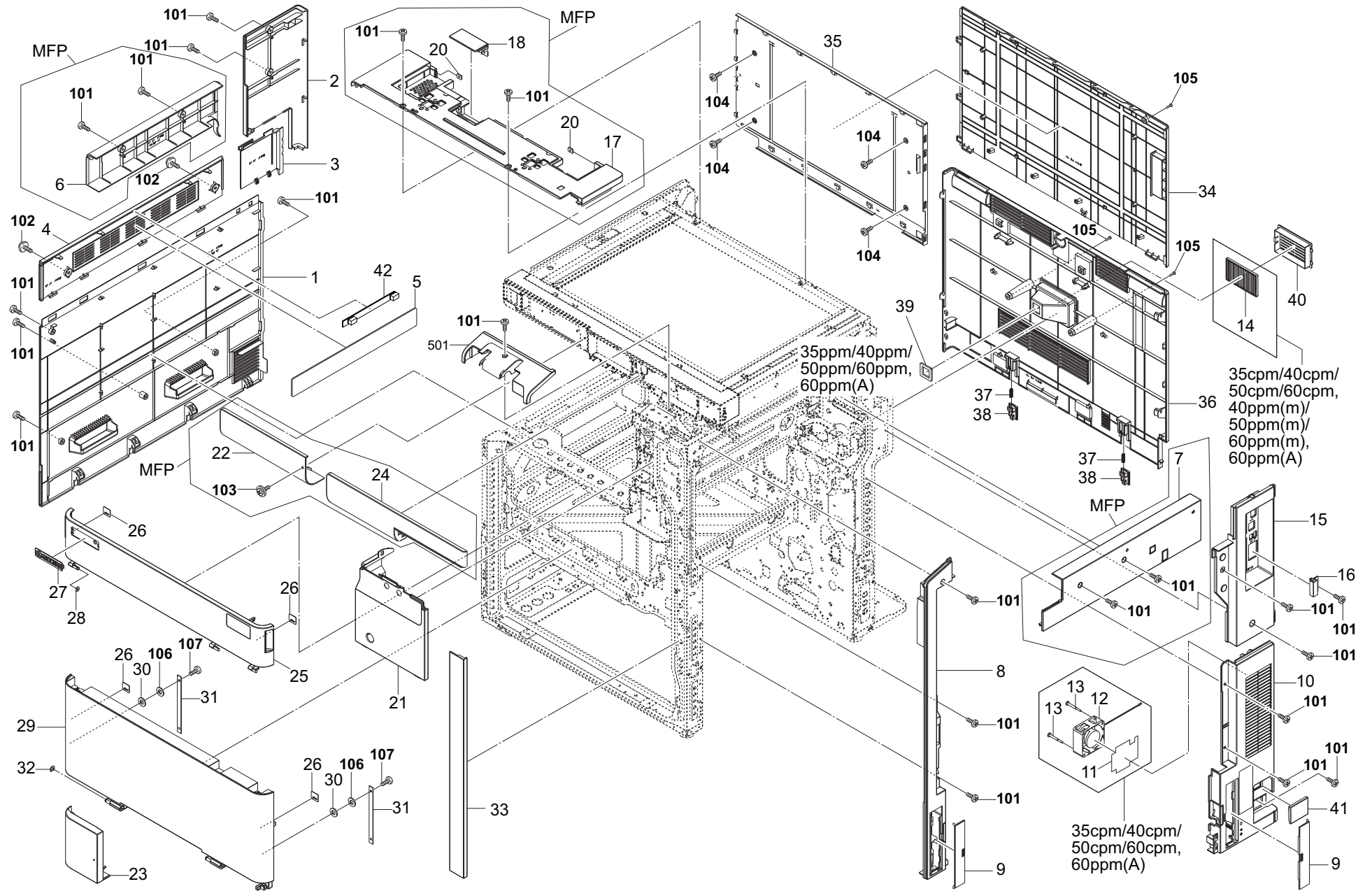


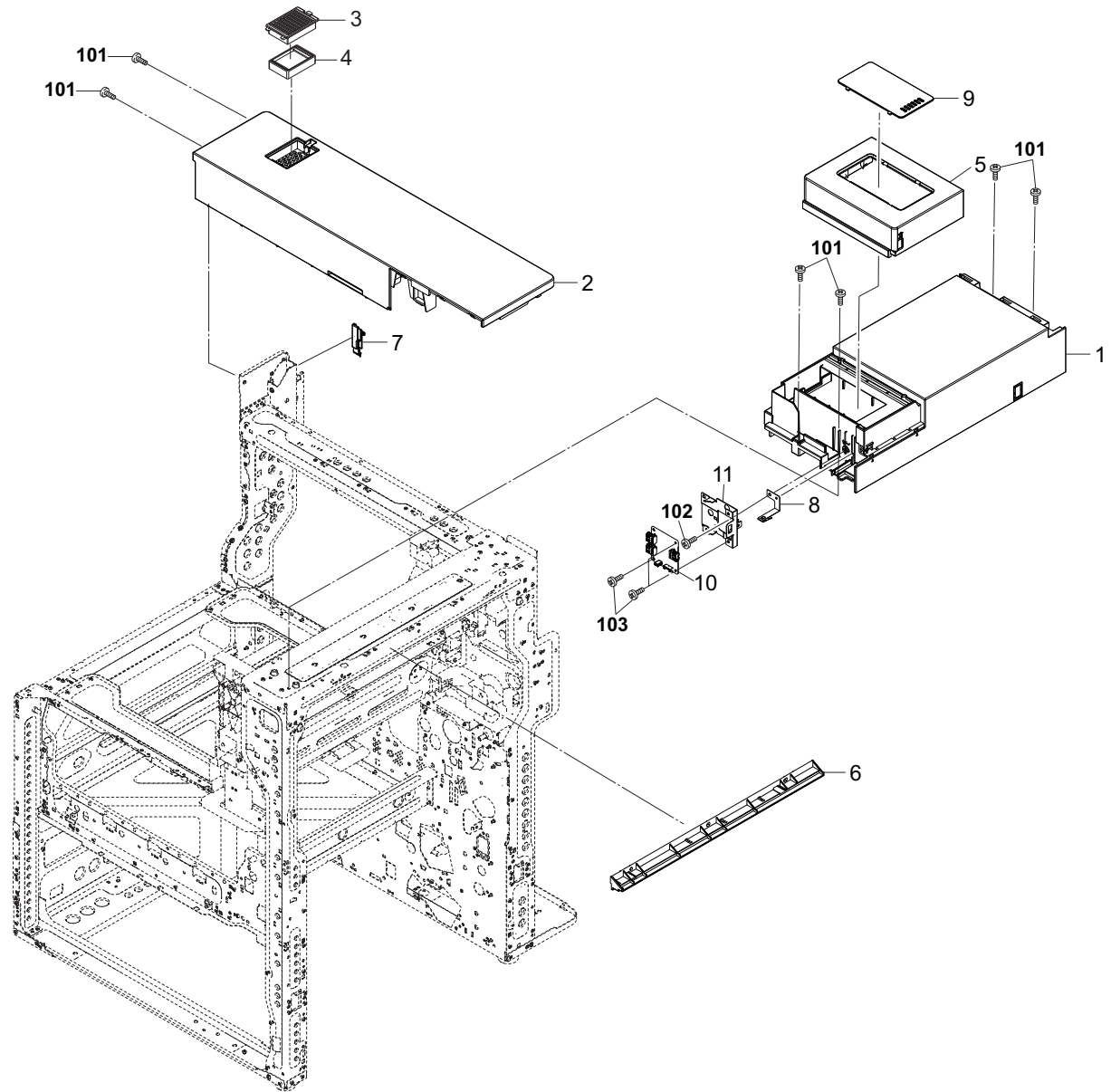
FIG. 1 Covers 1

2L7/2RL/2TH/2RM/2RN/2ND/2SA/2RJ/2NK/2RR-5

Ref. No. 番号	Part.No. 部品番号	Alternative. 代替部品番号	Description 部 品 名 称	Notes 備 考	Revision 改 訂	Quantity 個数			
						100 (日本)	120	230	240
1	302ND04060	2ND04060	COVER LEFT			1	1	1	1
2	302ND04180	2ND04180	COVER LEFT REAR			1	1	1	1
3	302ND04310	2ND04310	COVER LEFT B			1	1	1	1
4	302ND04240	2ND04240	COVER LEFT LID			1	1	1	1
5	302ND33240	2ND33240	FILTER TRANSFER			1	1	1	1
6	302ND04070	2ND04070	COVER LEFT UP	25ppm/32ppm,35ppm/40ppm/50ppm/ 60ppm,40ppm(m)/50ppm(m)/60ppm(m)	4:Others	1	1	1	1
7	302ND04130	2ND04130	COVER ISU RIGHT	25ppm/32ppm,35ppm/40ppm/50ppm/ 60ppm,40ppm(m)/50ppm(m)/60ppm(m)	4:Others	1	1	1	1
8	302ND04230	2ND04230	COVER RIGHT FRONT			1	1	1	1
9	302ND04690	2ND04690	COVER HANDLE			2	2	2	2
10	302ND04050	2ND04050	COVER RIGHT REAR			1	1	1	1
11	302ND33300	2ND33300	FILTER COVER RIGHT	35ppm/40ppm/50ppm/60ppm,60ppm(A)	4:Others	1	1	1	1
12	302GR44080	2GR44080	FAN LSU 60-25	35ppm/40ppm/50ppm/60ppm,60ppm(A)	4:Others	1	1	1	1
13	302H733430	2H733430	SCREW FAN	35ppm/40ppm/50ppm/60ppm,60ppm(A)	4:Others	2	2	2	2
14	302ND33260	2ND33260	FILTER REAR LOWER	35ppm/40ppm/50ppm/60ppm,40ppm(m)/50ppm(m)/ 60ppm(m),60ppm(A)	3:Others/4:Others	1	1	1	1
15	302ND04680	2ND04680	COVER RIGHT REAR UPPER			1	1	1	1
16	302ND04470	2ND04470	LID SD-CARD			1	1	1	1
17	302ND04141	2ND04141	COVER ISU REAR	25ppm/32ppm,35ppm/40ppm/50ppm/ 60ppm,40ppm(m)/50ppm(m)/60ppm(m)	2:Design-chg./4:Others	1	1	1	1
18	302RH04330	2RH04330	LID DP	25ppm/32ppm,35ppm/40ppm/50ppm/ 60ppm,40ppm(m)/50ppm(m)/60ppm(m)	4:Others	1	1	1	1
19					5:Del				
20	302K926050	2K926050	NUT FUSER	25ppm/32ppm,35ppm/40ppm/50ppm/ 60ppm,40ppm(m)/50ppm(m)/60ppm(m)	4:Others	2	2	2	2
21	302ND04020	2ND04020	COVER FRONT RIGHT			1	1	1	1
22	302ND04700	2ND04700	COVER KEYBOARD	25ppm/32ppm,35ppm/40ppm/50ppm/ 60ppm,40ppm(m)/50ppm(m)/60ppm(m)	4:Others	1	1	1	1
23	302ND04151	2ND04151	COVER WASTE		5:Design-chg.	1	1	1	1
24	302ND04710	2ND04710	LID CARD-READER RIGHT	25ppm/32ppm,35ppm/40ppm/50ppm/ 60ppm,40ppm(m)/50ppm(m)/60ppm(m)	4:Others	1	1	1	1
25	302ND04741	2ND04741	COVER FRONT UPPER		2:Design-chg.	1	1	1	1
26	302NL04270	2NL04270	PLATE MAGNET			4	4	4	4
27	302DY04011	2DY04011	EMBLEM KC 1SG 70 B		5:Design-chg.	1	1	1	1
28	302FB09830	2FB09830	CUT WASHER 4			1	1	1	1
29	302ND04010	2ND04010	COVER FRONT			1	1	1	1
30	302LW04260	2LW04260	SPACER USB			2	2	2	2
31	302ND04570	2ND04570	STRAP FRONT COVER			2	2	2	2
32	302K921420	2K921420	CUT-WASHER 6			1	1	1	1
33	302ND04660	2ND04660	COVER RIGHT SIDE			1	1	1	1
34	302ND04080	2ND04080	COVER REAR UPPER			1	1	1	1
35	302ND04340	2ND04340	PLATE SHIELD			1	1	1	1
36	302ND04090	2ND04090	COVER REAR LOWER			1	1	1	1
37	302ND04380	2ND04380	SPRING SLIDER			2	2	2	2
38	302ND04300	2ND04300	SLIDER COVER			2	2	2	2
39	302ND04970	2ND04970	SEAL AIR DUCT COVER	35ppm/40ppm/50ppm/60ppm,60ppm(A)	4:Others	1	1	1	1
40	302ND04980	2ND04980	COVER FILTER EXIT			1	1	1	1
41	302ND04410	2ND04410	COVER MAIN SWITCH			1	1	1	1
42	302ND04A40	2ND04A40	CUSHION COVER LEFT			1	1	1	1
43					5:Del				

• Parts with a Ref.No. of 500 and above in the illustration indicate they are not selected for service parts.

• イラスト中で 500 番の Ref 番号が付いている部品はサービスパーツに選定されていません。



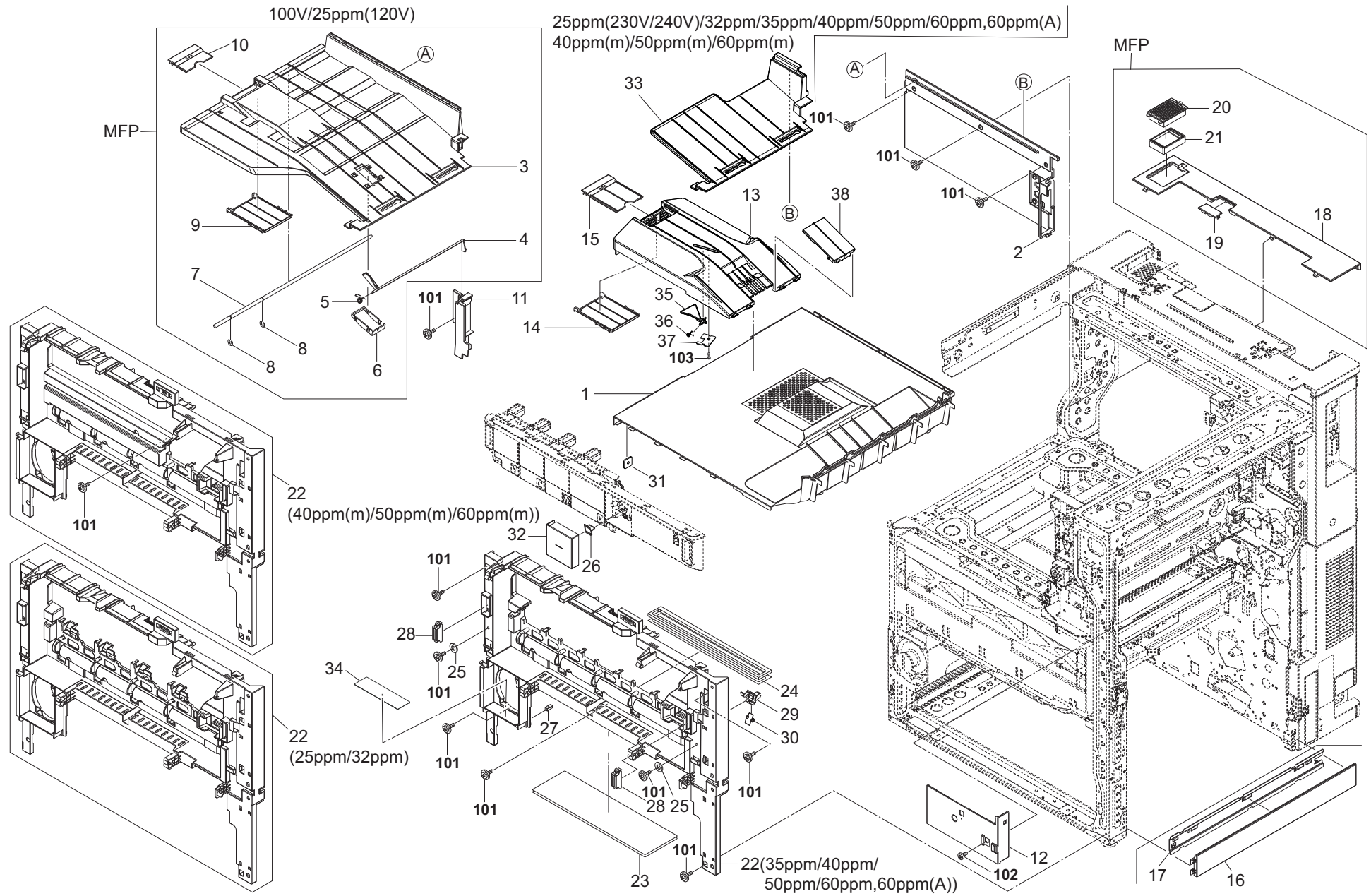


FIG. 3 Covers 3

2L7/2RL/2TH/2RM/2RN/2ND/2SA/2RJ/2NK/2RR-5

Ref. No. 番号	Part.No. 部品番号	Alternative. 代替部品番号	Description 部品名称	Notes 備考	Revision 改訂	Quantity 個数			
						100 (日本)	120	230	240
1	302ND04672	2ND04672	COVER TRAY BASE		2:Design-chg.	1	1	1	1
2	302ND04110	2ND04110	COVER TOP REAR			1	1	1	1
3	302ND04250	2ND04250	TRAY INNER UPPER	25ppm/32ppm,35ppm/40ppm/50ppm/ 60ppm,40ppm(m)/50ppm(m)/60ppm(m)(100V)/ 25ppm(120V)		1	1		
4	302ND04271	2ND04271	ACTUATOR TRAY INNER	25ppm/32ppm,35ppm/40ppm/50ppm/ 60ppm,40ppm(m)/50ppm(m)/60ppm(m)(100V)/ 25ppm(120V)	5:Design-chg.	1	1		
5	302ND04421	2ND04421	SPRING ACTUATOR	25ppm/32ppm,35ppm/40ppm/50ppm/ 60ppm,40ppm(m)/50ppm(m)/60ppm(m)(100V)/ 25ppm(120V)	2:Design-chg.	1	1		
6	302ND04350	2ND04350	COVER ACTUATOR	25ppm/32ppm,35ppm/40ppm/50ppm/ 60ppm,40ppm(m)/50ppm(m)/60ppm(m)(100V)/ 25ppm(120V)		1	1		
7	302ND04260	2ND04260	SHAFT TRAY	25ppm/32ppm,35ppm/40ppm/50ppm/ 60ppm,40ppm(m)/50ppm(m)/60ppm(m)(100V)/ 25ppm(120V)		1	1		
8	2BC06980	2BC06980	STOPPER 5	25ppm/32ppm,35ppm/40ppm/50ppm/ 60ppm,40ppm(m)/50ppm(m)/60ppm(m)(100V)/ 25ppm(120V)		2	2		
9	302ND04280	2ND04280	STOPPER PAPER OUTER	25ppm/32ppm,35ppm/40ppm/50ppm/ 60ppm,40ppm(m)/50ppm(m)/60ppm(m)(100V)/ 25ppm(120V)		1	1		
10	302ND04290	2ND04290	STOPPER PAPER INNER	25ppm/32ppm,35ppm/40ppm/50ppm/ 60ppm,40ppm(m)/50ppm(m)/60ppm(m)(100V)/ 25ppm(120V)		1	1		
11	302ND04730	2ND04730	COVER INNER			1	1	1	1
12	302ND04031	2ND04031	COVER INNER FRONT UP		2:Design-chg.	1	1	1	1
13	302ND04101	2ND04101	COVER TRAY TOP		3:Others	1	1	1	1
14	302ND04280	2ND04280	STOPPER PAPER OUTER			1	1	1	1
15	302ND04961	2ND04961	STOPPER PAPER INNER		3:Design-chg.	1	1	1	1
16	302ND04430	2ND04430	COVER RIGHT LOWER			1	1	1	1
17	302ND04560	2ND04560	PLATE COVER LOWER			1	1	1	1
18	302ND04720	2ND04720	COVER DP	25ppm/32ppm,35ppm/40ppm/50ppm/ 60ppm,40ppm(m)/50ppm(m)/60ppm(m)	4:Others	1	1	1	1
19	302ND04610	2ND04610	COVER DP B	25ppm/32ppm,35ppm/40ppm/50ppm/ 60ppm,40ppm(m)/50ppm(m)/60ppm(m)	4:Others	1	1	1	1
20	302ND04940	2ND04940	COVER FILTER	25ppm/32ppm,35ppm/40ppm/50ppm/ 60ppm,40ppm(m)/50ppm(m)/60ppm(m)	4:Others	1	1	1	1
21	302ND33250	2ND33250	FILTER TOP	25ppm/32ppm,35ppm/40ppm/50ppm/ 60ppm,40ppm(m)/50ppm(m)/60ppm(m)	4:Others	1	1	1	1
22	302ND04040	2ND04040	COVER INNER FRONT LOW	25ppm/32ppm		1	1	1	1
22	302ND04170	2ND04170	COVER INNER FRONT HIGH	35ppm/40ppm/50ppm/60ppm,60ppm(A)	4:Others	1	1	1	1
22	302NK04010	2NK04010	COVER INNER MONO	40ppm(m)/50ppm(m)/60ppm(m)		1	1	1	1
23	302ND04440	2ND04440	SHEET DUCT PU			1	1	1	1
24	302ND04450	2ND04450	SEAL DUCT PU			1	1	1	1
25	302LW04260	2LW04260	SPACER USB			2	2	2	2
26	302ND04480	2ND04480	SPRING COVER LOCK			1	1	1	1
27	302HN08140	2HN08140	LUTCH			1	1	1	1
28	302H004660	2H004660	MAGNET CATCH			2	2	2	2
29	302ND04330	2ND04330	LEVER SWITCH			1	1	1	1
30	302ND04390	2ND04390	SPRING LEVER SWITCH			1	1	1	1

• Parts with a Ref.No. of 500 and above in the illustration indicate they are not selected for service parts.

• イラスト中で 500 番の Ref 番号が付いている部品はサービスパーツに選定されていません。

FIG. 3 Covers 3

2L7/2RL/2TH/2RM/2RN/2ND/2SA/2RJ/2NK/2RR-4

Ref. No. 番号	Part.No. 部品番号	Alternative. 代替部品番号	Description 部品名称	Notes 備考	Revision 改訂	Quantity 個数			
						100(日本)	120	230	240
31	3CY06030	3CY06030	RETAINER M4			1	1	1	1
32	302ND04820	2ND04820	COVER OUTER CONTAINER			1	1	1	1
33	302ND28560	2ND28560	TRAY INNER SUB	25ppm(230V/240V)/32ppm/35ppm/40ppm/50ppm/60ppm,40ppm(m)/50ppm(m)/60ppm(m),60ppm(A)	4:Others		1	1	1
34	302ND34410	2ND34410	LABEL OPERATION TONER JP		3:Add	1			
34	302ND34420	2ND34420	LABEL OPERATION TONER ENG		3:Add		1	1	1
35	302ND04A60	2ND04A60	STOPPER PAPER		4:Add	1	1	1	1
36	302ND04A90	2ND04A90	SPRING ACTUATOR TRAY		4:Add	1	1	1	1
37	302ND04A70	2ND04A70	PLATE SUPPORT STOPPER PAPER		4:Add	1	1	1	1
38	302ND04580	2ND04580	TRAY SUB ENVELOPE		4:Add	1	1	1	1
101	7BB782308H	BB111300	+TP-FLAT T.T S SCREW 3X8 SR(BLACK)						
102	7BB702308H	BB107060	+TP-FLAT T.T S SCREW 3X8 SR						
103	7BB200308H	BB105660	+BIND T.T P SCREW 3X8		4:Add				

• Parts with a Ref.No. of 500 and above in the illustration indicate they are not selected for service parts.

• イラスト中で 500 番台の Ref 番号が付いている部品はサービスパーツに選定されていません。

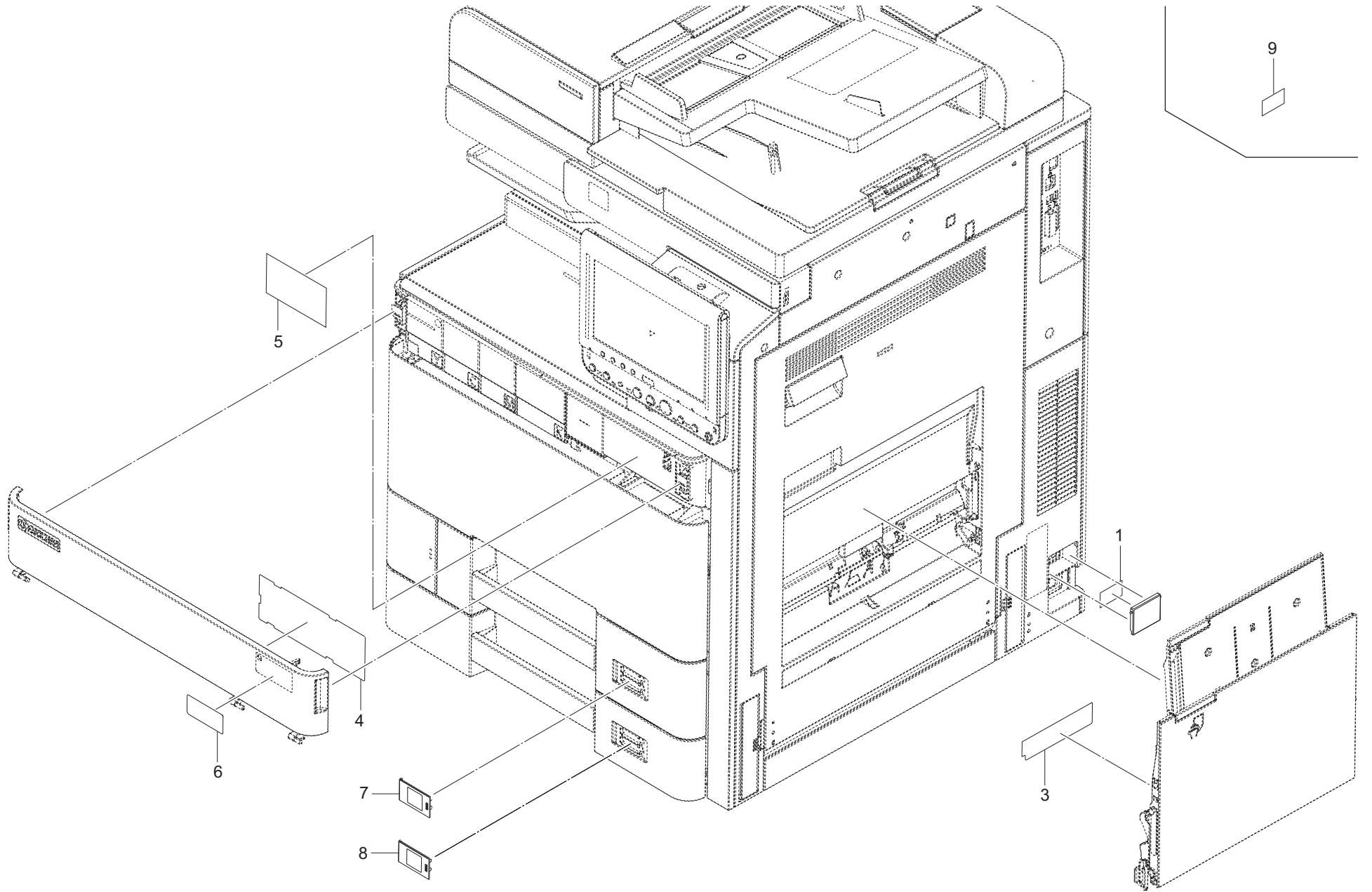


FIG. 4 Covers 4

2L7/2RL/2TH/2RM/2RN/2ND/2SA/2RJ/2NK/2RR-4

Ref. No. 番号	Part.No. 部品番号	Alternative. 代替部品番号	Description 部品名称	Notes 備考	Revision 改訂	Quantity 個数			
						100(日本)	120	230	240
1	302ND34210	2ND34210	LABEL SW CAUTION JP			1			
1	302ND34220	2ND34220	LABEL SW CAUTION EN		2:Others		1	1	1
1	302RR34040	2RR34040	LABEL SW CAUTION JP	60ppm(A)	4:Add	1			
1	302RR34050	2RR34050	LABEL SW CAUTION ENG	60ppm(A)	4:Add		1	1	1
2					4:Del				
2					4:Del				
3	302ND08720	2ND08720	LABEL MPF SIZE INDICATOR ME		2:Others	1		1	1
3	302ND08710	2ND08710	LABEL MPF SIZE INDICATOR IN		2:Others		1		
4	302ND34300	2ND34300	SHEET OPERATION TONER A			1	1	1	1
5	302ND34310	2ND34310	SHEET OPERATION TONER B			1	1	1	1
6	302L734190	2L734190	LABEL EMBLEM 2552C	25ppm		1	1	1	1
6	302RL34190	2RL34190	LABEL EMBLEM 3252C	32ppm		1	1	1	1
6	302RM34190	2RM34190	LABEL EMBLEM 4052C	40ppm		1	1	1	1
6	302RN34190	2RN34190	LABEL EMBLEM 5052C	50ppm		1	1	1	1
6	302ND34190	2ND34190	LABEL EMBLEM 6052C	60ppm		1	1	1	1
6	302SA34190	2SA34190	LABEL EMBLEM 4002	40ppm(m)		1	1	1	1
6	302RJ34190	2RJ34190	LABEL EMBLEM 5002	50ppm(m)		1	1	1	1
6	302NK34190	2NK34190	LABEL EMBLEM 6002	60ppm(m)		1	1	1	1
6	302TH34190	2TH34190	LABEL EMBLEM 3552C	35ppm	2:Add		1		
6	302RR34010	2RR34010	LABEL EMBLEM P8060CDN	60ppm(A)	4:Add	1	1	1	1
7	302ND09420	2ND09420	COVER CASSETTE LABEL 1			1	1	1	1
8	302ND09430	2ND09430	COVER CASSETTE LABEL 2			1	1	1	1
9	302ND34470	2ND34470	LABEL SW CAUTION US	25ppm/32ppm,35ppm/40ppm/50ppm/ 60ppm,40ppm(m)/50ppm(m)/60ppm(m)	2:Others/4:Others		1		
9	302RR34110	2RR34110	LABEL SW CAUTION US	60ppm(A)	4:Add		1		

• Parts with a Ref.No. of 500 and above in the illustration indicate they are not selected for service parts.

• イラスト中で 500 番台の Ref 番号が付いている部品はサービスパーツに選定されていません。

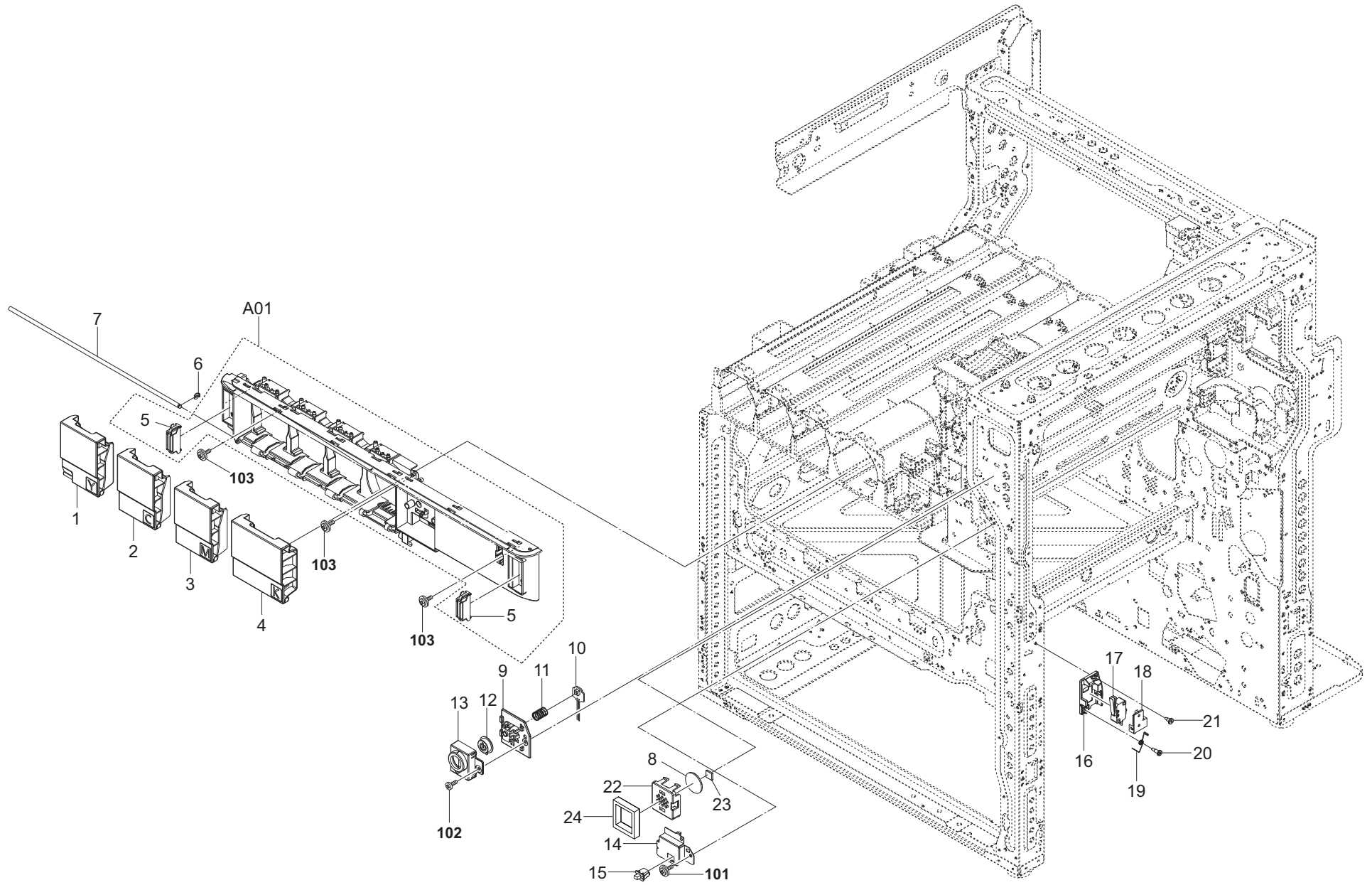


FIG. 5 Frame Front (25ppm/32ppm/35ppm/40ppm/50ppm/60ppm/60ppm(A))

2L7/2RL/2TH/2RM/2RN/2ND/2SA/2RJ/2NK/2RR-4

Ref. No. 番号	Part.No. 部品番号	Alternative. 代替部品番号	Description 部品名称	Notes 備考	Revision 改訂	Quantity 個数			
						100(日本)	120	230	240
1	302ND04750	2ND04750	COVER CONTAINER Y			1	1	1	1
2	302ND04760	2ND04760	COVER CONTAINER C			1	1	1	1
3	302ND04770	2ND04770	COVER CONTAINER M			1	1	1	1
4	302ND04780	2ND04780	COVER CONTAINER K			1	1	1	1
A01	302L794200	2L794200	PARTS COVER FRONT CONT CLR L ASSY SP	25ppm/32ppm	2:Add	1	1	1	1
A01	302ND94820	2ND94820	PARTS COVER FRONT CONT CLR H ASSY SP	35ppm/40ppm/50ppm/60ppm/,60ppm(A)	2:Add/4:Others	1	1	1	1
5	*302H004660	2H004660	MAGNET CATCH		3:Others	2	2	2	2
6	302LF12410	2LF12410	STOPPER 3		3:Others	1	1	1	1
7	302ND04950	2ND04950	SHAFT COVER CONTAINER		3:Others	1	1	1	1
8	302ND94790	2ND94790	PARTS SPEAKER SP			1	1	1	1
9	302ND04880	2ND04880	HOLDER KEY POWER			1	1	1	1
10	302NG94300	2NG94300	PARTS PWB SWITCH ASSY SP		2:Part No-chg.	1	1	1	1
11	302F931270	2F931270	SPRING FUSER			1	1	1	1
12	302ND04870	2ND04870	KEY POWER			1	1	1	1
13	302NG04210	2NG04210	HOLDER MAIN KEY			1	1	1	1
14	302ND04910	2ND04910	MOUNT PUSH SW			1	1	1	1
15	7SP01000004+H01	SP136500	SW.PUSH			1	1	1	1
16	302ND04321	2ND04321	MOUNT INTERLOCK		4:Design-chg.	1	1	1	1
17	2FB27160	2FB27160	INTER LOCK SWITCH			1	1	1	1
18	302ND04460	2ND04460	PLATE INTERLOCK			1	1	1	1
19	302ND04370	2ND04370	SPRING INTERLOCK			1	1	1	1
20	302ND04510	2ND04510	PIN INTERLOCK			1	1	1	1
21	302GR25241	2GR25241	PIN GUIDE CHUTE			1	1	1	1
22	302RH05290	2RH05290	HOLDER SPEAKER			1	1	1	1
23	303H321120	3H321120	CUSHION HOLDER			1	1	1	1
24	302ND04530	2ND04530	SPONGE SPEAKER			1	1	1	1
101	7BB702308H	BB107060	+TP-FLAT T.T S SCREW 3X8 SR						
102	7BB200308H	BB105660	+BIND T.T P SCREW 3X8						
103	7BB282308H	BB111240	+TP-FLAT T.T P SCREW 3X8(BLACK)						

• Parts with a Ref.No. of 500 and above in the illustration indicate they are not selected for service parts.

• イラスト中で 500 番台の Ref 番号が付いている部品はサービスパーツに選定されていません。

FIG. 5 Frame Front (40ppm(m)/50ppm(m)/60ppm(m))

2L7/2RL/2TH/2RM/2RN/2ND/2SA/2RJ/2NK/2RR-5

Ref. No. 番号	Part.No. 部品番号	Alternative. 代替部品番号	Description 部品名称	Notes 備考	Revision 改訂	Quantity 個数			
						100(日本)	120	230	240
1	302NK04020	2NK04020	COVER FRONT CONTAINER MONO			1	1	1	1
2	302NK04030	2NK04030	REINFORCEMENT INNER COVER			1	1	1	1
3	302RH05290	2RH05290	HOLDER SPEAKER			1	1	1	1
4	302ND04780	2ND04780	COVER CONTAINER K			1	1	1	1
A01	302NK94131	2NK94131	PARTS COVER FRONT CONT MONO ASSY SP		5:Design-chg.	1	1	1	1
5	*302H004660	2H004660	MAGNET CATCH		3:Others	2	2	2	2
6	302LF12410	2LF12410	STOPPER 3		3:Others	1	1	1	1
7	302ND04950	2ND04950	SHAFT COVER CONTAINER		3:Others	1	1	1	1
8	302ND94790	2ND94790	PARTS SPEAKER SP			1	1	1	1
9	302ND04880	2ND04880	HOLDER KEY POWER			1	1	1	1
10	302NG94300	2NG94300	PARTS PWB SWITCH ASSY SP		2:Part No-chg.	1	1	1	1
11	302F931270	2F931270	SPRING FUSER			1	1	1	1
12	302ND04870	2ND04870	KEY POWER			1	1	1	1
13	302NG04210	2NG04210	HOLDER MAIN KEY			1	1	1	1
14	302ND04910	2ND04910	MOUNT PUSH SW			1	1	1	1
15	7SP01000004+H01	SP136500	SW.PUSH			1	1	1	1
16	302ND04321	2ND04321	MOUNT INTERLOCK		4:Design-chg.	1	1	1	1
17	2FB27160	2FB27160	INTER LOCK SWITCH			1	1	1	1
18	302ND04460	2ND04460	PLATE INTERLOCK			1	1	1	1
19	302ND04370	2ND04370	SPRING INTERLOCK			1	1	1	1
20	302ND04510	2ND04510	PIN INTERLOCK			1	1	1	1
21	302GR25241	2GR25241	PIN GUIDE CHUTE			1	1	1	1
22	303H321120	3H321120	CUSHION HOLDER			1	1	1	1
23	302ND04530	2ND04530	SPONGE SPEAKER			1	1	1	1
101	7BB702308H	BB107060	+TP-FLAT T.T S SCREW 3X8 SR						
102	7BB200308H	BB105660	+BIND T.T P SCREW 3X8						
103	7BB282308H	BB111240	+TP-FLAT T.T P SCREW 3X8(BLACK)						

• Parts with a Ref.No. of 500 and above in the illustration indicate they are not selected for service parts.

・イラスト中で 500 番台の Ref 番号が付いている部品はサービスパーツに選定されていません。

FIG. 6 Frame Base

2L7/2RL/2TH/2RM/2RN/2ND/2SA/2RJ/2NK/2RR-4

Ref. No. 番号	Part.No. 部品番号	Alternative. 代替部品番号	Description 部品名称	Notes 備考	Revision 改訂	Quantity 個数			
						100 (日本)	120	230	240
1	302FZ94660	2FZ94660	PARTS,FAN IMAGE SP	40ppm(m)/50ppm(m)/60ppm(m)	2:Part No-chg.	1	1	1	1
1	302FZ94660	2FZ94660	PARTS,FAN IMAGE SP	35ppm/40ppm/50ppm/60ppm,60ppm(A)	2:Part No-chg./4:Others	4	4	4	4
2	302ND33210	2ND33210	DUCT IMAGE A			1	1	1	1
3	302H719150	2H719150	SPONGE WIRE			3	3	3	3
4	302ND33220	2ND33220	DUCT IMAGE B			1	1	1	1
5	302L733010	2L733010	DUCT DLP LOWER FRONT	25ppm/32ppm		1	1	1	1
6	302ND94330	2ND94330	PARTS PWB DRUM HEATER ASSY SP	25ppm/32ppm/35ppm/40ppm/50ppm/ 60ppm,60ppm(A)	4:Others	4	4	4	4
7	302NK94090	2NK94090	PARTS PWB DRUM HEATER ASSY SP	40ppm(m)/50ppm(m)/60ppm(m)		1	1	1	1
A01	302L794160	2L794160	PARTS FAN COOLING LSU 60 ASSY SP	35ppm/40ppm/50ppm/60ppm,60ppm(A)	2:Part No-chg./4:Others	1	1	1	1
8	*302K994360	2K994360	PARTS FAN COOLING LSU 60 SP			1	1	1	1
9	*302ND39650	2ND39650	CUSHION AIR FAN			1	1	1	1
10	302L794060	2L794060	PARTS HINGE L ASSY SP	25ppm/32ppm		1	1	1	1
11	302ND94130	2ND94130	PARTS HINGE H_MONO ASSY SP	35ppm/40ppm/50ppm/60ppm/40ppm(m)/50ppm(m)/ 60ppm(m),60ppm(A)	4:Others	1	1	1	1
12	302L794030	2L794030	PARTS PWB DRUM DLP CONNECT ASSY SP	25ppm/32ppm		1	1	1	1
12	302ND94070	2ND94070	PARTS PWB DRUM DLP CONNECT ASSY SP	35ppm/40ppm/50ppm/60ppm,60ppm(A)	4:Others	1	1	1	1
12	302NK94020	2NK94020	PARTS PWB DRUM DLP CONNECT ASSY SP	40ppm(m)/50ppm(m)/60ppm(m)		1	1	1	1
13	302ND94170	2ND94170	PARTS RETAINER ASSY SP			1	1	1	1
A02	302ND94220	2ND94220	PARTS WTB UNIT SP		4:Add	1	1	1	1
14	*1902ND0UN0	092ND0UN	WT-8500/WASTE TONER BOTTLE	OPTION	4:Others	1	1	1	1
15	*302ND94870	2ND94870	PARTS DC MOTOR ASSY B SP		4:Add	1	1	1	1
16	*302K994210	2K994210	PARTS PWB EDGE SENSOR ASSY SP		4:Add	1	1	1	1
101	7BB200308H	BB105660	+BIND T.T P SCREW 3X8						
102	7BB702308H	BB107060	+TP-FLAT T.T S SCREW 3X8 SR						
103	7BB200322H	BB129220	BIND T.T P SCREW 3X22						
104	7BB000303H	BB107000	+BIND M SCREW 3X3						

• Parts with a Ref.No. of 500 and above in the illustration indicate they are not selected for service parts.

• イラスト中で 500 番台の Ref 番号が付いている部品はサービスパーツに選定されていません。

FIG. 7 Frame Top

2L7/2RL/2TH/2RM/2RN/2ND/2SA/2RJ/2NK/2RR-5

Ref. No. 番号	Part.No. 部品番号	Alternative. 代替部品番号	Description 部品名称	Notes 備考	Revision 改訂	Quantity 個数			
						100(日本)	120	230	240
1	302ND94880	2ND94880	PARTS HOUSING FAN IH COIL H ASSY SP		5:Part No.-chg.	1	1	1	1
2					5:Del				
3	302ND33071	2ND33071	DUCT IH COIL FAN A	25ppm/32ppm	5:Others	1	1	1	1
3	302ND94890	2ND94890	PARTS DUCT IH COIL FAN A ASSY SP	35ppm/40ppm/50ppm/60ppm,40ppm(m)/50ppm(m)/60ppm(m)(100V)/25ppm(120V)	5:Part No.-chg., Others	1	1	1	1
4	302ND94590	2ND94590	PARTS FAN CENTER 60 25 SP	25ppm/32ppm,40ppm(m)/50ppm(m)/60ppm(m)		2	2	2	2
4	302ND94590	2ND94590	PARTS FAN CENTER 60 25 SP	35ppm/40ppm/50ppm/60ppm,60ppm(A)	4:Others	3	3	3	3
5	302ND94290	2ND94290	PARTS PWB TRANSFER CONNECT ASSY SP			1	1	1	1
6	302ND33280	2ND33280	SPONGE HOUSING FAN A			1	1	1	1
7	302ND94690	2ND94690	PARTS UNIT HIGH VOLTAGE FUSER SP			1	1	1	1
8	302L794070	2L794070	PARTS TONER HOPPER L UNIT SP	25ppm/32ppm		1	1	1	1
8	302ND94190	2ND94190	PARTS TONER HOPPER H UNIT SP	35ppm/40ppm/50ppm/60ppm,60ppm(A)	4:Others	1	1	1	1
9	302NK94031	2NK94031	PARTS TONER HOPPER MONO UNIT SP	40ppm(m)/50ppm(m)/60ppm(m)	5:Design-chg.	1	1	1	1
10	302ND39310	2ND39310	COVER WIRE EJECT			2	2	2	2
11	7YZM610008++H01	YZ037940	ACCESS.SADDLE			1	1	1	1
12	302ND15740	2ND15740	SEAL CONTAINER RAIL	25ppm/32ppm,35ppm/40ppm/50ppm/60ppm,60ppm(A)	4:Others	1	1	1	1
13	302ND33390	2ND33390	SEAL DUCT IH F B	35ppm/40ppm/50ppm/60ppm,40ppm(m)/50ppm(m)/60ppm(m)(100V)/25ppm(120V)	5:Add	1	1	1	1
101	7BB702308H	BB107060	+TP-FLAT T.T S SCREW 3X8 SR						
102	7BB200308H	BB105660	+BIND T.T P SCREW 3X8						
103					2:Del				

• Parts with a Ref.No. of 500 and above in the illustration indicate they are not selected for service parts.

• イラスト中で 500 番台の Ref. 番号が付いている部品はサービスパーツに選定されていません。

FIG. 8 Frame Right

2L7/2RL/2TH/2RM/2RN/2ND/2SA/2RJ/2NK/2RR-4

Ref. No. 番号	Part.No. 部品番号	Alternative. 代替部品番号	Description 部品名称	Notes 備考	Revision 改訂	Quantity 個数			
						100(日本)	120	230	240
1	302ND24410	2ND24410	RAIL SECONDLY TRANSFER F			1	1	1	1
2	7YZM590001++H01	YZ147500	ACCESS.SPACER			1	1	1	1
3	302P794010	2P794010	PARTS SENSOR OPT. SP			4	4	4	4
4	5MMS111SL002	2BY20050	NUT FUSER A /FS-1800/3800 A4			2	2	2	2
5	302ND26040	2ND26040	SPRING IH			2	2	2	2
6	302LK26050	2LK26050	CAP SPRING			2	2	2	2
7	302JF02160	2JF02160	HANDLE			2	2	2	2
8	302FZ03110	2FZ03110	SEAL HANDLE			2	2	2	2
9	302FZ02580	2FZ02580	CAP HANDLE			2	2	2	2
10	302FZ25740	2FZ25740	STOPPER 4			2	2	2	2
11	302ND09300	2ND09300	LEVER SIZE B			2	2	2	2
12	302ND09290	2ND09290	LEVER SIZE A			2	2	2	2
13	302ND09280	2ND09280	HOLDER SIDE SWITCH			2	2	2	2
14	7SP03090001+H01	SP145850	SW.PUSH			2	2	2	2
15	302ND09310	2ND09310	LEVER SIZE C			2	2	2	2
16	7SP01000004+H01	SP136500	SW.PUSH			4	4	4	4
17	302ND09360	2ND09360	MOUNT PAPER SENSOR			2	2	2	2
18	302ND02490	2ND02490	MOUNT PF PIN			2	2	2	2
19	302ND02530	2ND02530	HOLDER HEATER CONNECTOR			1	1	1	1
20	302ND94480	2ND94480	PARTS MOTOR LIFT ASSY SP			2	2	2	2
21	302K931080	2K931080	WIRE STOPPER			5	5	5	5
22	302ND39110	2ND39110	CAP DECK PIN			1	1	1	1
23	302ND06590	2ND06590	PIN DRIVE MIDDLE			1	1	1	1
24	302ND06610	2ND06610	GEAR Z29L-Z27L			1	1	1	1
25	302ND02540	2ND02540	PLATE COVER HEATER			1	1	1	1
26	7YZM610007++H01	YZ023340	ACCESS.SADDLE			1	1	1	1
27	302ND17190	2ND17190	MOUNT ISU C	25ppm/32ppm,35ppm/40ppm/50ppm/ 60ppm,40ppm(m)/50ppm(m)/60ppm(m)	4:Others	1	1	1	1
28	302ND17290	2ND17290	MOUNT ISU F	25ppm/32ppm,35ppm/40ppm/50ppm/ 60ppm,40ppm(m)/50ppm(m)/60ppm(m)	4:Others	1	1	1	1
29	302ND24420	2ND24420	RAIL SECONDLY TRANSFER R			1	1	1	1
30	302ND29490	2ND29490	PLATE DAMPER C			1	1	1	1
31	302ND04630	2ND04630	FULCRUM-PIN FEED			2	2	2	2
32	302ND02790	2ND02790	STOPPER GUIDE PAPER		2:Add	1	1	1	1
101	7BB702308H	BB107060	+TP-FLAT T.T S SCREW 3X8 SR						
102	7BB282308H	BB111240	+TP-FLAT T.T P SCREW 3X8(BLACK)						

• Parts with a Ref.No. of 500 and above in the illustration indicate they are not selected for service parts.

• イラスト中で 500 番の Ref 番号が付いている部品はサービスパーツに選定されていません。

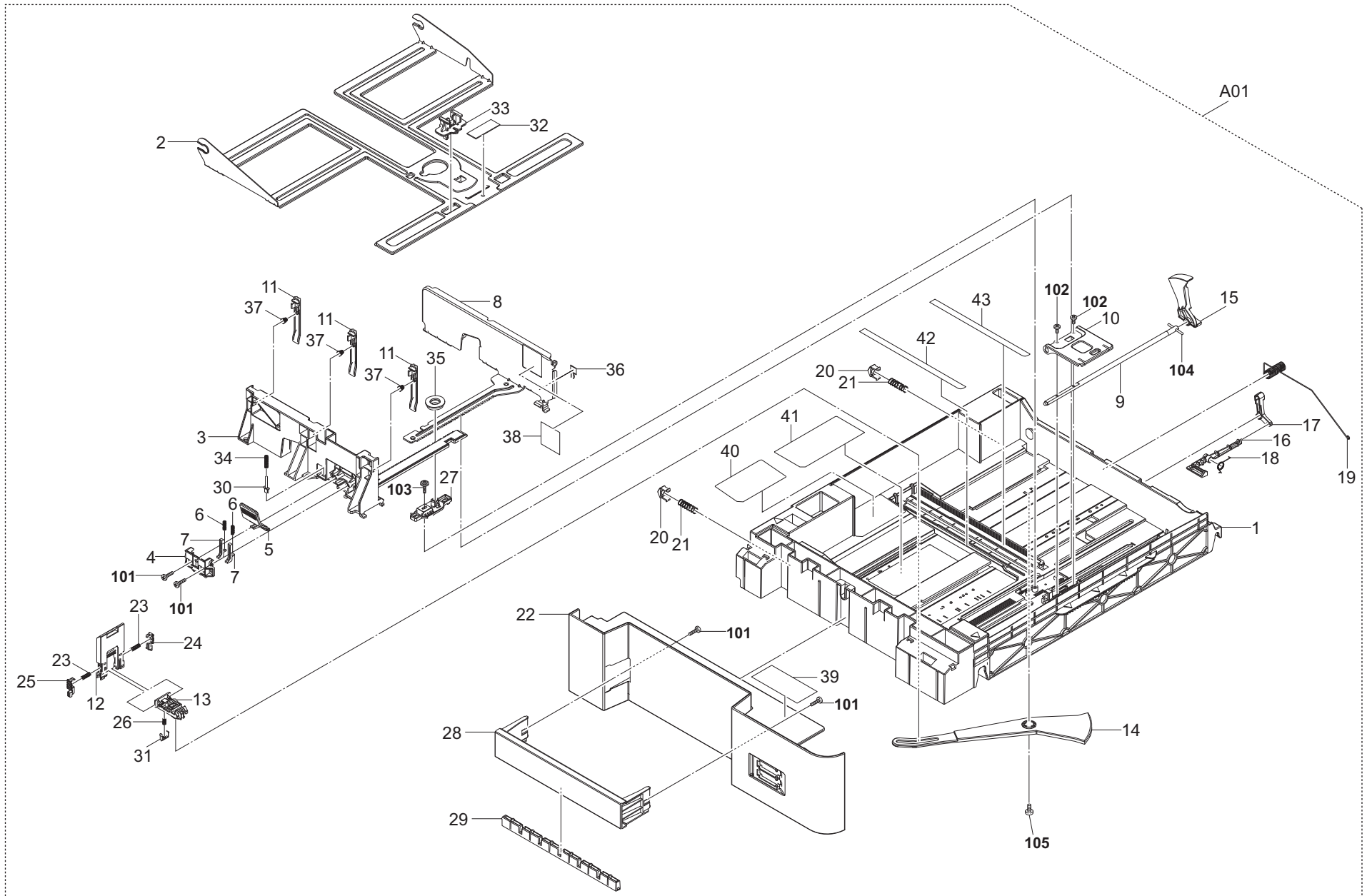


FIG. 9 Paper Cassette 1

2L7/2RL/2TH/2RM/2RN/2ND/2SA/2RJ/2NK/2RR-2

Ref. No. 番号	Part.No. 部品番号	Alternative. 代替部品番号	Description 部品名称	Notes 備考	Revision 改訂	Quantity 個数			
						100(日本)	120	230	240
A01	302ND93010	2ND93010	CT-8550			1	1	1	1
1	*302ND09012	2ND09012	CASSETTE BASE 1ST		2:Design-chg.	1	1	1	1
2	*302ND09030	2ND09030	PLATE PAPER BOTTOM			1	1	1	1
3	*302ND09040	2ND09040	CURSOR FRONT			1	1	1	1
4	*302ND09050	2ND09050	COVER CURSOR F			1	1	1	1
5	*302ND09060	2ND09060	LEVER CURSOR F			1	1	1	1
6	*302ND09070	2ND09070	SPRING RELEASE CURSOR			2	2	2	2
7	*302ND09080	2ND09080	RACK CURSOR F			2	2	2	2
8	*302ND09090	2ND09090	PLATE CURSOR REAR			1	1	1	1
9	*302ND09110	2ND09110	SHAFT DRIVE LIFT			1	1	1	1
10	*302ND09120	2ND09120	PLATE LIFTUP			1	1	1	1
11	*302ND09130	2ND09130	LEVER CURSOR SET			3	3	3	3
12	*302ND09150	2ND09150	CURSOR END			1	1	1	1
13	*302ND09160	2ND09160	CURSOR END SUB			1	1	1	1
14	*302ND09171	2ND09171	ARM SIZE DETECTION 1ST		2:Design-chg.	1	1	1	1
15	*302ND09190	2ND09190	ACTUATOR PAPER LEVEL			1	1	1	1
16	*302ND09200	2ND09200	LEVER SIDE SWITCH A			1	1	1	1
17	*302ND09210	2ND09210	LEVER SIDE SWITCH B			1	1	1	1
18	*302ND09220	2ND09220	SPRING SIDE SWITCH			1	1	1	1
19	*302ND09230	2ND09230	SPRING EARTH CASSETTE			1	1	1	1
20	*302ND09240	2ND09240	LEVER CASSETTE SET			2	2	2	2
21	*302ND09250	2ND09250	SPRING CASSETTE SET			2	2	2	2
22	*302ND09260	2ND09260	COVER CASSETTE 1ST			1	1	1	1
23	*302ND09320	2ND09320	SPRING CURSOR RACK			2	2	2	2
24	*302ND09330	2ND09330	CURSOR END RACK R			1	1	1	1
25	*302ND09340	2ND09340	CURSOR END RACK L			1	1	1	1
26	*302ND09350	2ND09350	SPRING SIZE FIX E			1	1	1	1
27	*302ND09370	2ND09370	PLATE CASSETTE PINION			1	1	1	1
28	*302ND09390	2ND09390	HANDLE CASSETTE			1	1	1	1
29	*302ND09450	2ND09450	REINFORCEMENT HANDLE			1	1	1	1
30	*302HN09240	2HN09240	SIZE FIX			1	1	1	1
31	*302K309350	2K309350	STOPPER SIZE SET			1	1	1	1
32	*302K909260	2K909260	PAD BOTTOM			1	1	1	1
33	*302GR09991	2GR09991	LIFT LOCK			1	1	1	1
34	*302HN09190	2HN09190	SPRING FIX			1	1	1	1
35	*302BM07410	2BM07410	GEAR GUIDE SIDE			1	1	1	1
36	*303JY37220	3JY37220	STATIC ELIMINATOR CURSOR			1	1	1	1
37	*302NT09060	2NT09060	SPRING CURSOR SET			3	3	3	3
38	*302ND34010	2ND34010	LABEL CASSETTE PAPER MAX			1	1	1	1
39	*302ND34020	2ND34020	LABEL CASSETTE OPERATION A			1	1	1	1
40	*302ND34040	2ND34040	LABEL CASSETTE CURSOR OPERATION A			1	1	1	1
41	*302ND34100	2ND34100	LABEL PAPER SIZE E			1	1	1	1
42	*302ND34070	2ND34070	LABEL PAPER SIZE B			1	1	1	1
43	*302ND34060	2ND34060	LABEL PAPER SIZE A			1	1	1	1
101	7BB200308H	BB105660	+BIND T.T P SCREW 3X8						
102	7BB000306H	BB106880	+BIND M SCREW 3X6						
103	7BB202308H	BB105690	+TP-FLAT T.T P SCREW 3X8						
104	7BP00252500JH01	BP134130	SPRING PIN 2.5X25						
105	7BB282308H	BB111240	+TP-FLAT T.T P SCREW 3X8(BLACK)		2:Add				

• Parts with a Ref.No. of 500 and above in the illustration indicate they are not selected for service parts.

• イラスト中で 500 番台の Ref 番号が付いている部品はサービスパーツに選定されていません。

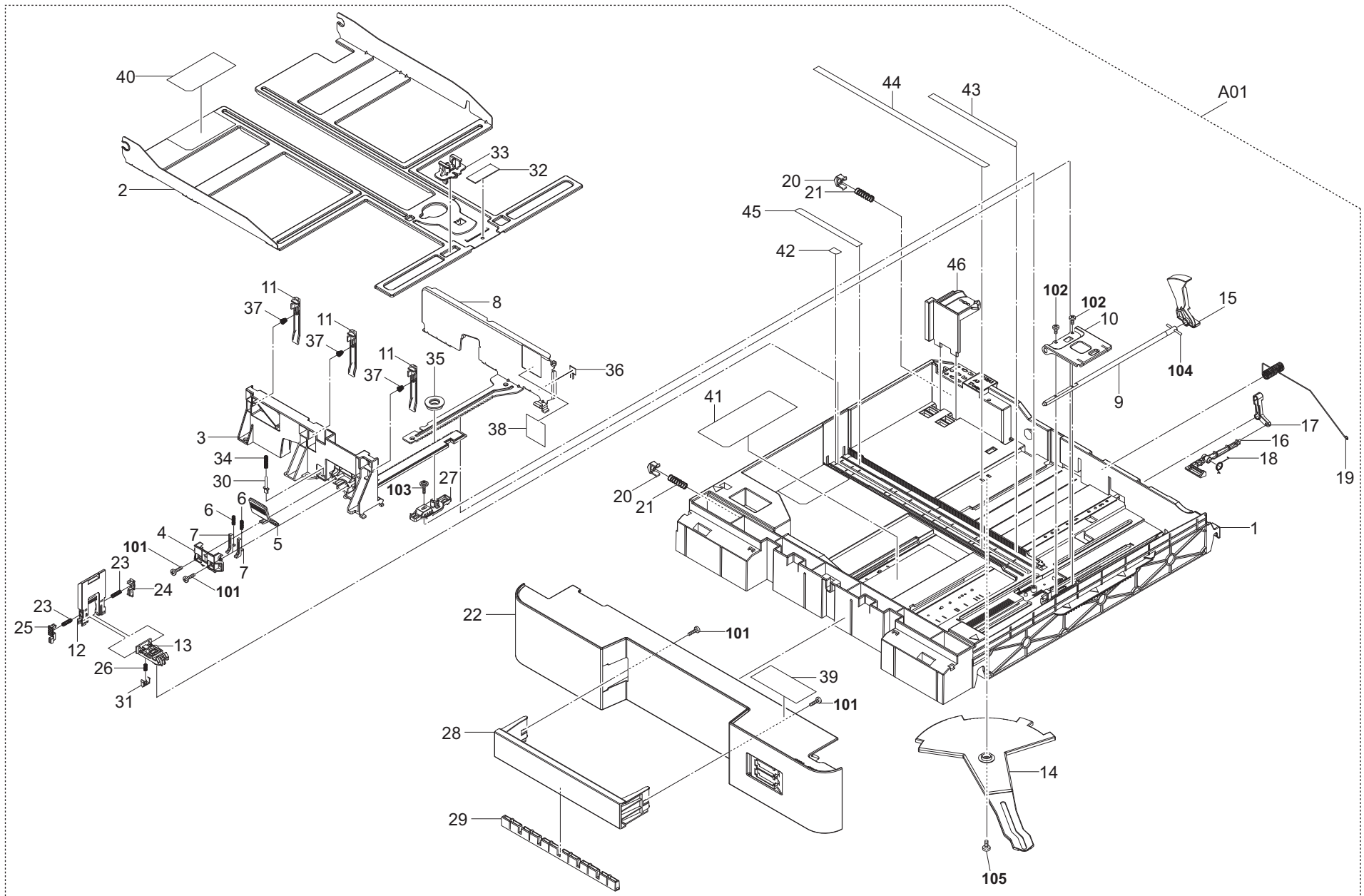


FIG. 10 Paper Cassette 2

2L7/2RL/2TH/2RM/2RN/2ND/2SA/2RJ/2NK/2RR-2

Ref. No. 番号	Part.No. 部品番号	Alternative. 代替部品番号	Description 部品名称	Notes 備考	Revision 改訂	Quantity 個数			
						100(日本)	120	230	240
A01	302ND93020	2ND93020	CT-8560			1	1	1	1
1	*302ND09023	2ND09023	CASSETTE BASE 2ND		2:Design-chg.	1	1	1	1
2	*302ND09460	2ND09460	PLATE PAPER BOTTOM 2ND			1	1	1	1
3	*302ND09040	2ND09040	CURSOR FRONT			1	1	1	1
4	*302ND09050	2ND09050	COVER CURSOR F			1	1	1	1
5	*302ND09060	2ND09060	LEVER CURSOR F			1	1	1	1
6	*302ND09070	2ND09070	SPRING RELEASE CURSOR			2	2	2	2
7	*302ND09080	2ND09080	RACK CURSOR F			2	2	2	2
8	*302ND09090	2ND09090	PLATE CURSOR REAR			1	1	1	1
9	*302ND09110	2ND09110	SHAFT DRIVE LIFT			1	1	1	1
10	*302ND09120	2ND09120	PLATE LIFTUP			1	1	1	1
11	*302ND09130	2ND09130	LEVER CURSOR SET			3	3	3	3
12	*302ND09150	2ND09150	CURSOR END			1	1	1	1
13	*302ND09160	2ND09160	CURSOR END SUB			1	1	1	1
14	*302ND09181	2ND09181	ARM SIZE DETECTION 2ND		2:Design-chg.	1	1	1	1
15	*302ND09190	2ND09190	ACTUATOR PAPER LEVEL			1	1	1	1
16	*302ND09200	2ND09200	LEVER SIDE SWITCH A			1	1	1	1
17	*302ND09210	2ND09210	LEVER SIDE SWITCH B			1	1	1	1
18	*302ND09220	2ND09220	SPRING SIDE SWITCH			1	1	1	1
19	*302ND09230	2ND09230	SPRING EARTH CASSETTE			1	1	1	1
20	*302ND09240	2ND09240	LEVER CASSETTE SET			2	2	2	2
21	*302ND09250	2ND09250	SPRING CASSETTE SET			2	2	2	2
22	*302ND09270	2ND09270	COVER CASSETTE 2ND			1	1	1	1
23	*302ND09320	2ND09320	SPRING CURSOR RACK			2	2	2	2
24	*302ND09330	2ND09330	CURSOR END RACK R			1	1	1	1
25	*302ND09340	2ND09340	CURSOR END RACK L			1	1	1	1
26	*302ND09350	2ND09350	SPRING SIZE FIX E			1	1	1	1
27	*302ND09370	2ND09370	PLATE CASSETTE PINION			1	1	1	1
28	*302ND09390	2ND09390	HANDLE CASSETTE			1	1	1	1
29	*302ND09450	2ND09450	REINFORCEMENT HANDLE			1	1	1	1
30	*302HN09240	2HN09240	SIZE FIX			1	1	1	1
31	*302K309350	2K309350	STOPPER SIZE SET			1	1	1	1
32	*302K909260	2K909260	PAD BOTTOM			1	1	1	1
33	*302GR09991	2GR09991	LIFT LOCK			1	1	1	1
34	*302HN09190	2HN09190	SPRING FIX			1	1	1	1
35	*302BM07410	2BM07410	GEAR GUIDE SIDE			1	1	1	1
36	*303JY37220	3JY37220	STATIC ELIMINATOR CURSOR			1	1	1	1
37	*302NT09060	2NT09060	SPRING CURSOR SET			3	3	3	3
38	*302ND34010	2ND34010	LABEL CASSETTE PAPER MAX			1	1	1	1
39	*302ND34030	2ND34030	LABEL CASSETTE OPERATION B			1	1	1	1
40	*302ND34050	2ND34050	LABEL CASSETTE CURSOR OPERATION B			1	1	1	1
41	*302ND34110	2ND34110	LABEL PAPER SIZE F			1	1	1	1
42	*302ND34340	2ND34340	LABEL PAPER SIZE G			1	1	1	1
43	*302ND34060	2ND34060	LABEL PAPER SIZE A			1	1	1	1
44	*302ND34090	2ND34090	LABEL PAPER SIZE D			1	1	1	1
45	*302ND34080	2ND34080	LABEL PAPER SIZE C			1	1	1	1
46	*302ND09380	2ND09380	GUIDE PAPER SET SUB			1	1	1	1

• Parts with a Ref.No. of 500 and above in the illustration indicate they are not selected for service parts.

• イラスト中で 500 番台の Ref 番号が付いている部品はサービスパーツに選定されていません。

FIG. 11 Paper Feed Section 1

2L7/2RL/2TH/2RM/2RN/2ND/2SA/2RJ/2NK/2RR-3

Ref. No. 番号	Part.No. 部品番号	Alternative. 代替部品番号	Description 部 品 名 称	Notes 備 考	Revision 改 訂	Quantity 個数			
						100 (日本)	120	230	240
A01	302ND94160	2ND94160	PARTS REGIST FEED ASSY SP			1	1	1	1
1	*302ND24620	2ND24620	FRAME FEED REGIST			1	1	1	1
2	*302ND24650	2ND24650	PLATE EARTH MIDDLE			1	1	1	1
3	*302ND94410	2ND94410	PARTS ROLLER MIDDLE L SP		2:Part No-chg.	1	1	1	1
4	*302HG24200	2HG24200	BUSH METAL REGIST			2	2	2	2
5	*302FB09830	2FB09830	CUT WASHER 4			2	2	2	2
6	*302ND24660	2ND24660	SPRING HV			1	1	1	1
7	*302ND24730	2ND24730	HOLDER TORQUE LIMITER			1	1	1	1
8	*302K906750	2K906750	TORQUE-LIMITER 390			1	1	1	1
9	*303NG06320	3NG06320	STOPPER RETARD			1	1	1	1
10	*5MVX111DN003	2A806250	RING STOPPER/A-49 FEED A4			2	2	2	2
11	*302RH94090	2RH94090	PARTS CLUTCH 35 Z35R SP		2:Part No-chg.	1	1	1	1
12	*302K931080	2K931080	WIRE STOPPER			1	1	1	1
13	*302ND24640	2ND24640	SPRING PROTECTOR REGIST			1	1	1	1
14	*302ND24630	2ND24630	MOUNT SENSOR REGIST			1	1	1	1
15	*303NW94040	3NW94040	PARTS SENSOR OPT. SP			1	1	1	1
16	*302ND24710	2ND24710	PLATE CLEANER REGIST			1	1	1	1
17	*302ND24670	2ND24670	SHEET REGIST F			1	1	1	1
18	*302ND24680	2ND24680	SHEET REGIST R			1	1	1	1
19	*302ND46090	2ND46090	CONN.CORD ASSY MID FEED UNIT		3:Others	1	1	1	1
101	*				2:Del				
20	302ND94020	2ND94020	PARTS CLEANER REGIST ASSY SP			1	1	1	1
A02	302L794180	2L794180	PARTS ROLLER REGIST L ASSY SP	25ppm/32ppm		1	1	1	1
A02	302ND94100	2ND94100	PARTS ROLLER REGIST H ASSY SP	35ppm/40ppm/50ppm/60ppm,40ppm(m)/50ppm(m)/60ppm(m),60ppm(A)	4:Others	1	1	1	1
21					2:Del				
22	*302ND24730	2ND24730	HOLDER TORQUE LIMITER	35ppm/40ppm/50ppm/60ppm,40ppm(m)/50ppm(m)/60ppm(m),60ppm(A)	4:Others	1	1	1	1
23	*302K906750	2K906750	TORQUE-LIMITER 390	35ppm/40ppm/50ppm/60ppm,40ppm(m)/50ppm(m)/60ppm(m),60ppm(A)	4:Others	1	1	1	1
24	*302K924510	2K924510	GEAR Z24L			1	1	1	1
25	*302K921120	2K921120	STOPPER 8			1	1	1	1
26	302K931970	2K931970	HOLDER BEARING MR126ZZ			2	2	2	2
27	7BE006124431H01	BE119720	BEARING MR126ZZ			2	2	2	2
28	5MVX111DN003	2A806250	RING STOPPER/A-49 FEED A4			3	3	3	3
29	302RH94090	2RH94090	PARTS CLUTCH 35 Z35R SP		2:Part No-chg.	1	1	1	1
30	302ND09520	2ND09520	SLIDER CASSETTE LEFT			1	1	1	1
31	302ND09570	2ND09570	SHAFT CASSETTE FRONT 1ST			1	1	1	1
32	302ND09530	2ND09530	GUIDE CASSETTE SET			2	2	2	2
33	302ND09540	2ND09540	SHAFT CASSETTE FRONT			1	1	1	1
101	7BP512010B0CH01	BP126160	PARALLEL PIN 2.0X10						
102	7BB702308H	BB107060	+TP-FLAT T.T S SCREW 3X8 SR						
103	7BB200308H	BB105660	+BIND T.T P SCREW 3X8						
104	7BB700316H	BB106910	+BIND T.T S SCREW 3X16 SR						
105	7BB607306H	BB105770	+TP-CUP M SCREW 3X6 R						

• Parts with a Ref.No. of 500 and above in the illustration indicate they are not selected for service parts.

• イラスト中で 500 番の Ref 番号が付いている部品はサービスパーツに選定されていません。

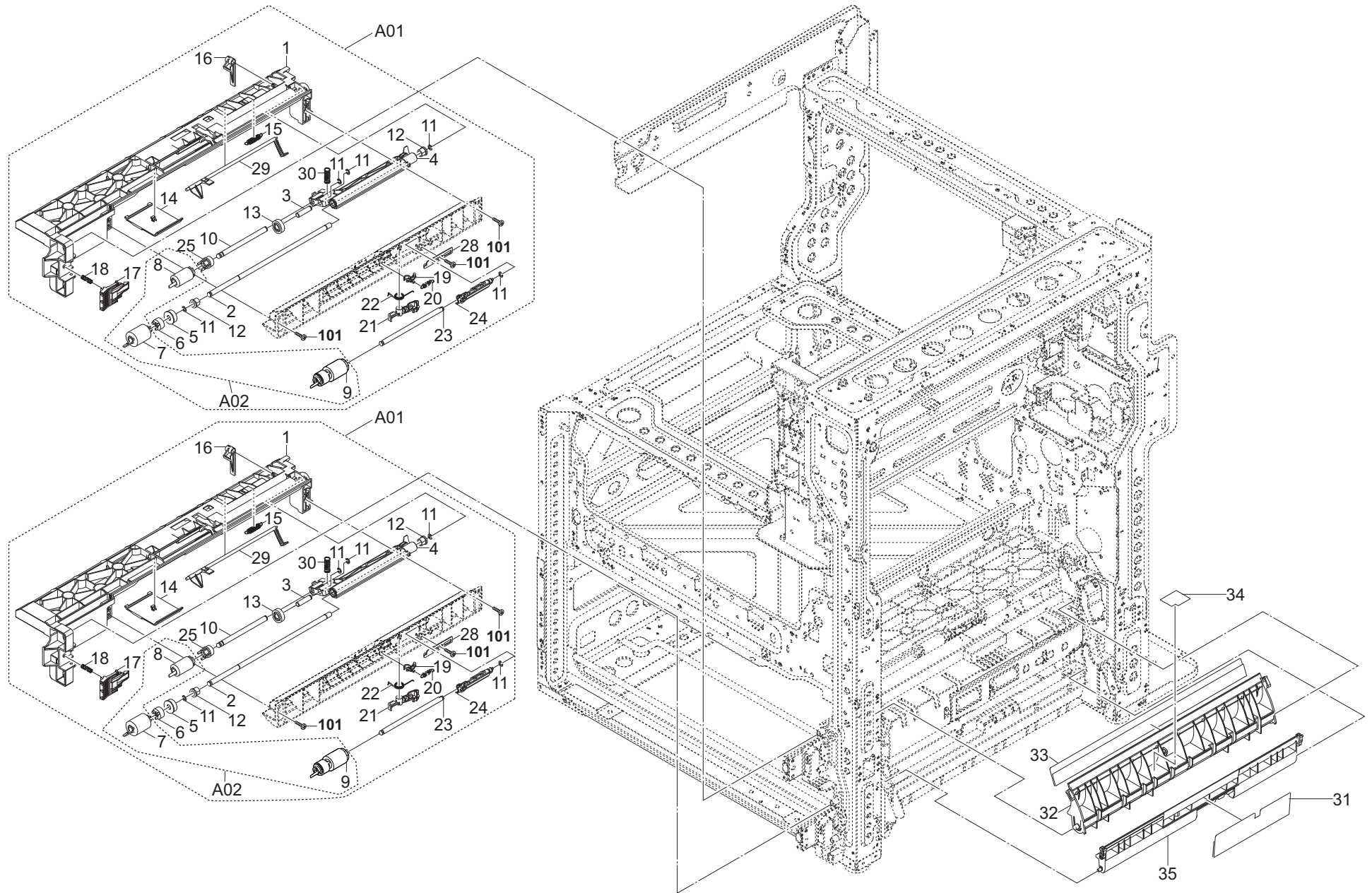


FIG. 12 Paper Feed Section 2

2L7/2RL/2TH/2RM/2RN/2ND/2SA/2RJ/2NK/2RR-5

Ref. No. 番号	Part.No. 部品番号	Alternative. 代替部品番号	Description 部品名称	Notes 備考	Revision 改訂	Quantity 個数			
						100 (日本)	120	230	240
A01	302ND94211	2ND94211	PARTS PRIMARY FEED ASSY SP		5:Design-chg.	2	2	2	2
1	*302ND06010	2ND06010	FRAME FEED UPPER			2	2	2	2
2	*302ND06030	2ND06030	SHAFT PRIMARY FEED			2	2	2	2
3	*302K906080	2K906080	PIN PICK UP IDLE			2	2	2	2
4	*302ND06020	2ND06020	HOLDER PICKUP			2	2	2	2
5	*302ND06040	2ND06040	GEAR Z30 FEED OW			2	2	2	2
6	*302N406120	2N406120	ONEWAY-CLUTCH 6			2	2	2	2
A02	*302ND94701	2ND94701	PARTS PULLEY SET SP		5:Design-chg.	2	2	2	2
7	**302N406030	2N406030	PULLEY FEED			2	2	2	2
8	**302ND94340	2ND94340	PARTS PULLEY PICKUP SP			2	2	2	2
9	**302ND94351	2ND94351	PARTS ROLLER RETARD ASSY SP		5:Design-chg.	2	2	2	2
10	*302N406070	2N406070	SHAFT PICKUP PRIMARY			2	2	2	2
11	*302K924820	2K924820	CUT-WASHER 4			10	10	10	10
12	*2BC06520	2BC06520	BUSHING 6,REGISTRATION			4	4	4	4
13	*302ND06060	2ND06060	GEAR Z32 FEED			2	2	2	2
14	*302ND06240	2ND06240	GUIDE PRIMARY FEED SUB			2	2	2	2
15	*302ND06100	2ND06100	SPRING PICKUP RELEASE			2	2	2	2
16	*302ND06090	2ND06090	LEVER PICKUP RELEASE			2	2	2	2
17	*302ND06220	2ND06220	LEVER FEED LOCK			2	2	2	2
18	*302ND06230	2ND06230	SPRING FEED LOCK			2	2	2	2
19	*302ND06160	2ND06160	LEVER RETARD			2	2	2	2
20	*302ND06150	2ND06150	SPRING RETARD			2	2	2	2
21	*302ND06180	2ND06180	LEVER RETARD RELEASE			2	2	2	2
22	*302ND06190	2ND06190	SPRING RETARD RELEASE			2	2	2	2
23	*302ND06140	2ND06140	SHAFT RETARD			2	2	2	2
24	*302ND06130	2ND06130	HOLDER RETARD			2	2	2	2
25	*302ND06050	2ND06050	GEAR Z24 PICKUP			2	2	2	2
26	.				5:Del				
27	.				5:Del				
28	*302ND06170	2ND06170	PLATE RETARD ADJUST			2	2	2	2
29	*302ND06070	2ND06070	ACTUATOR PAPER EMPTY			2	2	2	2
30	*302ND06080	2ND06080	SPRING PICKUP			2	2	2	2
31	302ND06780	2ND06780	FILM FEED LOW B			1	1	1	1
32	302ND06520	2ND06520	GUIDE PRIMARY FEED A			1	1	1	1
33	302ND06660	2ND06660	FILM FEED LOW			1	1	1	1
34	302ND34270	2ND34270	LABEL A3			1	1	1	1
35	302ND06530	2ND06530	GUIDE PRIMARY FEED B			1	1	1	1
101	7BB200308H	BB105660	+BIND T.T P SCREW 3X8						

• Parts with a Ref.No. of 500 and above in the illustration indicate they are not selected for service parts.

• イラスト中で 500 番台の Ref 番号が付いている部品はサービスパーツに選定されていません。

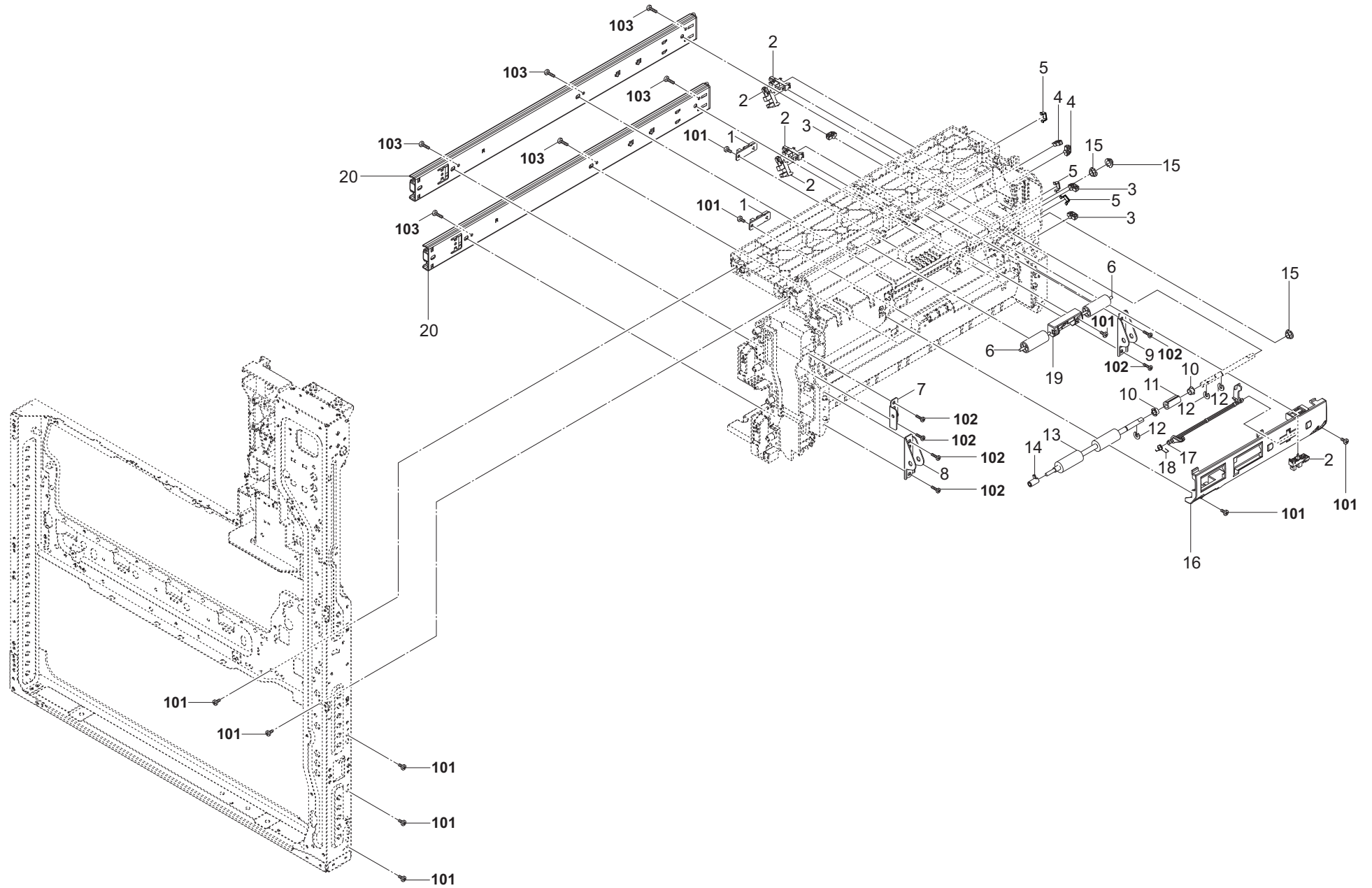


FIG. 13 Paper Feed Section 3

2L7/2RL/2TH/2RM/2RN/2ND/2SA/2RJ/2NK/2RR-2

Ref. No. 番号	Part.No. 部品番号	Alternative. 代替部品番号	Description 部品名称	Notes 備考	Revision 改訂	Quantity 個数			
						100(日本)	120	230	240
1	302ND94320	2ND94320	PARTS PWB RETARD SENSOR ASSY SP			2	2	2	2
2	302P794010	2P794010	PARTS SENSOR OPT. SP			5	5	5	5
3	7YZM610007++H01	YZ023340	ACCESS.SADDLE			3	3	3	3
4	7YZM610008++H01	YZ037940	ACCESS.SADDLE			2	2	2	2
5	302K931080	2K931080	WIRE STOPPER			3	3	3	3
6	302K329020	2K329020	PULLEY DU			2	2	2	2
7	302ND06790	2ND06790	MOUNT COVER STRAP			1	1	1	1
8	302ND06770	2ND06770	MOUNT FULCRUM			1	1	1	1
9	302ND06800	2ND06800	MOUNT FULCRUM R			1	1	1	1
10	302H431070	2H431070	BUSH DRIVE 6			2	2	2	2
11	302ND06680	2ND06680	JOINT SHAFT EW			1	1	1	1
12	302FB09830	2FB09830	CUT WASHER 4			3	3	3	3
13	302ND94370	2ND94370	PARTS ROLLER FEED LOW B SP			1	1	1	1
14	302K329270	2K329270	BUSH DU			1	1	1	1
15	302HN31590	2HN31590	BUSH DRIVE			3	3	3	3
16	302ND06761	2ND06761	MOUNT SENSOR		2:Design-chg.	1	1	1	1
17	302ND06570	2ND06570	ACTUATOR FEED LOW			1	1	1	1
18	302ND06720	2ND06720	SPRING ACTUATOR PI			1	1	1	1
19	302ND06640	2ND06640	MOUNT SENSOR OPT B			1	1	1	1
20	302ND09510	2ND09510	SLIDER CASSETTE RIGHT			2	2	2	2
101	7BB200308H	BB105660	+BIND T.T P SCREW 3X8						
102	7BB200410H	BB105700	+BIND T.T P SCREW 4X10						
103	7BB200312H	BB105680	+BIND T.T P SCREW 3X12						

• Parts with a Ref.No. of 500 and above in the illustration indicate they are not selected for service parts.

• イラスト中で 500 番台の Ref 番号が付いている部品はサービスパーツに選定されていません。

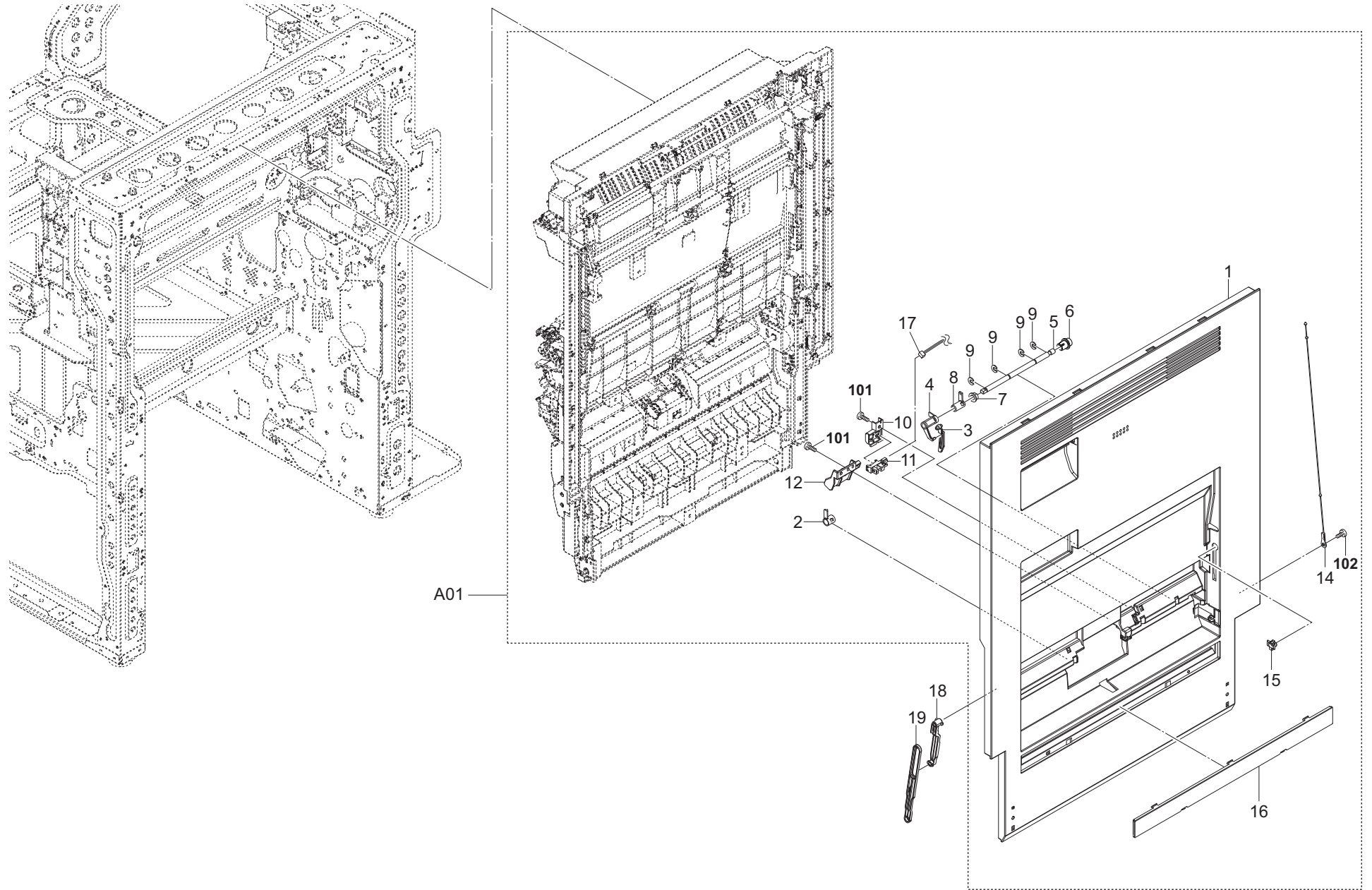


FIG. 14 Paper Conveying Section 1

2L7/2RL/2TH/2RM/2RN/2ND/2SA/2RJ/2NK/2RR-5

Ref. No. 番号	Part.No. 部品番号	Alternative. 代替部品番号	Description 部品名称	Notes 備考	Revision 改訂	Quantity 個数			
						100(日本)	120	230	240
A01	302ND94740	2ND94740	PARTS RIGHT COVER ASSY SP			1	1	1	1
1	*302ND29010	2ND29010	COVER RIGHT			1	1	1	1
2	*302NG08250	2NG08250	BUSH 8			1	1	1	1
3	*302ND08390	2ND08390	ACTUATOR PAPER SET			1	1	1	1
4	*302ND08560	2ND08560	ACTUATOR PAPER LINK			1	1	1	1
5	*302ND08300	2ND08300	SHAFT FEED MPF			1	1	1	1
6	*302HN31660	2HN31660	JOINT SHAFT CASSETTE			1	1	1	1
7	*302H024370	2H024370	BUSH 6 EW			1	1	1	1
8	*302ND08590	2ND08590	BUSH 6 R			1	1	1	1
9	*302ND08670	2ND08670	CUT-WASHER 4			4	4	4	4
10	*302ND08580	2ND08580	MOUNT PI			1	1	1	1
11	*302P794010	2P794010	PARTS SENSOR OPT. SP			1	1	1	1
12	*302ND29600	2ND29600	HOLDER SENSOR MPF			1	1	1	1
13	.				5:Del				
14	*302ND08880	2ND08880	WIRE MPF			1	1	1	1
15	*302ND08920	2ND08920	HOOK WIRE MPF			1	1	1	1
16	*302ND29320	2ND29320	COVER SIDE DECK			1	1	1	1
17	*302ND46650	2ND46650	CONN.CORD ASSY MPF SET SENSOR			1	1	1	1
18	302ND29170	2ND29170	STRAP RIGHT COVER A			1	1	1	1
19	302ND29610	2ND29610	STRAP RIGHT COVER B			1	1	1	1
101	7BB200308H	BB105660	+BIND T.T P SCREW 3X8						
102	7BB607306H	BB105770	+TP-CUP M SCREW 3X6 R		2:Others				

• Parts with a Ref.No. of 500 and above in the illustration indicate they are not selected for service parts.

・イラスト中で 500 番台の Ref 番号が付いている部品はサービスパーツに選定されていません。

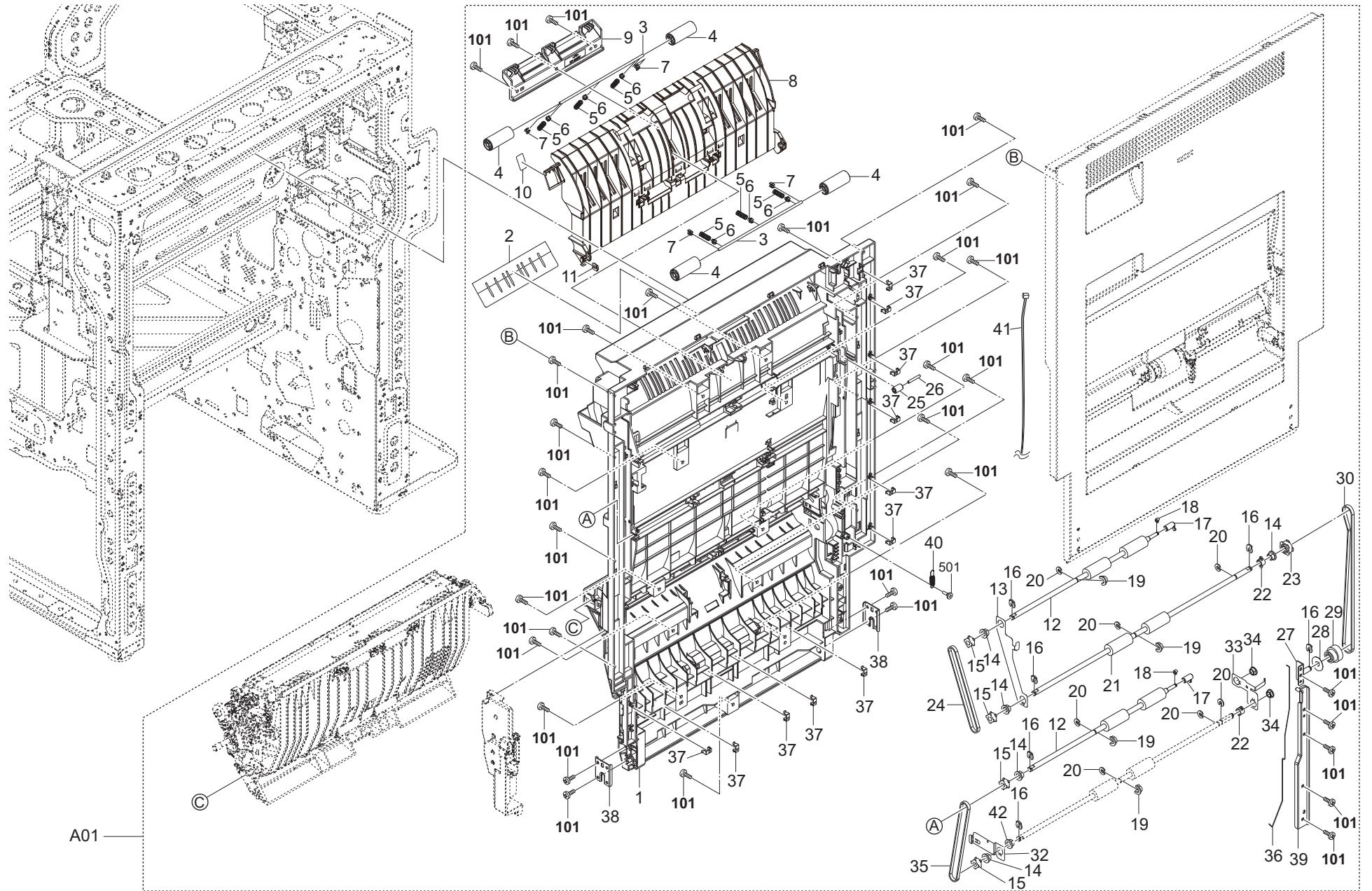


FIG. 15 Paper Conveying Section 2

2L7/2RL/2TH/2RM/2RN/2ND/2SA/2RJ/2NK/2RR-2

Ref. No. 番号	Part.No. 部品番号	Alternative. 代替部品番号	Description 部品名称	Notes 備考	Revision 改訂	Quantity 個数			
						100(日本)	120	230	240
A01	302ND94740	2ND94740	PARTS RIGHT COVER ASSY SP			1	1	1	1
1	*302ND29021	2ND29021	GUIDE DU RIGHT		2:Design-chg.	1	1	1	1
2	*302ND29720	2ND29720	SHEET GUIDE DU			1	1	1	1
3	*302ND29280	2ND29280	SHAFT FEED			2	2	2	2
4	*302ND29260	2ND29260	PULLEY FEED 16			4	4	4	4
5	*302ND29300	2ND29300	SPRING-COMPRESSION PULLEY FEED			6	6	6	6
6	*302ND24290	2ND24290	CAP SPRING			6	6	6	6
7	*302ND29630	2ND29630	CAP HOLDER SHAFT			4	4	4	4
8	*302ND29040	2ND29040	GUIDE DU UPPER LEFT			1	1	1	1
9	*302ND29390	2ND29390	HOLDER PULLEY DU			1	1	1	1
10	*302ND34280	2ND34280	LABEL A4			1	1	1	1
11	*5MVL177DN001	177DN001	RING STOPPER 4			1	1	1	1
12	*302ND94450	2ND94450	PARTS ROLLER DU UP SP			2	2	2	2
13	*302ND29450	2ND29450	PLATE EARTH DU UPPER			1	1	1	1
14	*302H024370	2H024370	BUSH 6 EW			5	5	5	5
15	*302LF28342	2LF28342	PULLEY P18-S2M			4	4	4	4
16	*5MVX111DN003	111DN003	RING STOPPER/A-49 FEED A4			6	6	6	6
17	*302K329270	2K329270	BUSH DU			2	2	2	2
18	*5MVX111DN007	111DN007	STOPPER 3/2BT1107 A4			2	2	2	2
19	*302FZ07540	2FZ07540	HOLDER SHAFT OUT			4	4	4	4
20	*302ND08670	2ND08670	CUT-WASHER 4			7	7	7	7
21	*302ND94460	2ND94460	PARTS ROLLER DU MIDDLE SP			1	1	1	1
22	*302FZ07310	2FZ07310	BUSH CONTACT MPT B			2	2	2	2
23	*302ND29330	2ND29330	PULLEY P26-S2M			1	1	1	1
24	*302ND29130	2ND29130	BELT S2M-Z123			1	1	1	1
25	*303NJ06070	3NJ06070	PULLEY FEED PF			1	1	1	1
26	*302ND29360	2ND29360	SHAFT GUIDE BELT			1	1	1	1
27	*302ND29370	2ND29370	PLATE BELT PULLEY			1	1	1	1
28	*302FZ29140	2FZ29140	COLLAR DU PULLEY			1	1	1	1
29	*302ND29230	2ND29230	PULLEY P26-S2M Z23R			1	1	1	1
30	*302ND29120	2ND29120	BELT S2M-Z234			1	1	1	1
31					2:Del				
32	*302ND29470	2ND29470	PLATE EARTH CONVEYING			1	1	1	1
33	*302ND29460	2ND29460	PLATE EARTH DU			1	1	1	1
34	*303P031160	3P031160	BUSH 6		2:Part No-chg.	2	2	2	2
35	*302ND29110	2ND29110	BELT S2M-Z137			1	1	1	1
36	*302ND29440	2ND29440	WIRE EARTH DU			1	1	1	1
37	*302K931080	2K931080	WIRE STOPPER			11	11	11	11
38	*302ND29580	2ND29580	PLATE DU BASE			2	2	2	2
39	*302ND29650	2ND29650	PLATE REINFORCEMENT REAR			1	1	1	1
40	*302ND08900	2ND08900	SPRING WIRE MPF			1	1	1	1
41	*302ND46120	2ND46120	CONN.CORD ASSY RIGHT COVER			1	1	1	1
42	*3CY07080	3CY07080	BUSHING 6		2:Add	1	1	1	1
101	7BB200308H	BB105660	+BIND T.T P SCREW 3X8		2:Del				
102									

• Parts with a Ref.No. of 500 and above in the illustration indicate they are not selected for service parts.

• イラスト中で 500 番台の Ref 番号が付いている部品はサービスパーツに選定されていません。

FIG. 16 Paper Conveying Section 3

2L7/2RL/2TH/2RM/2RN/2ND/2SA/2RJ/2NK/2RR

Ref. No. 番号	Part.No. 部品番号	Alternative. 代替部品番号	Description 部品名称	Notes 備考	Revision 改訂	Quantity 個数			
						100(日本)	120	230	240
A01	302ND94740	2ND94740	PARTS RIGHT COVER ASSY SP			1	1	1	1
1	*302ND29640	2ND29640	SHEET WIRE MPF			1	1	1	1
2	*302H017120	2H017120	PULLEY LEFT FRAME			1	1	1	1
3	*302ND08950	2ND08950	STUD SCREW			2	2	2	2
4	*302ND29240	2ND29240	JOINT COVER HOOK			2	2	2	2
5	*302K304540	2K304540	SPRING HOOK			2	2	2	2
6	*302ND29350	2ND29350	PLATE DU GUIDE			2	2	2	2
7	*302ND29680	2ND29680	SPRING EARTH SW			1	1	1	1
8	*302ND29500	2ND29500	ACTUATOR DU UPPER			1	1	1	1
9	*302ND06720	2ND06720	SPRING ACTUATOR PI			1	1	1	1
10	*302ND29570	2ND29570	SHAFT COVER RIGHT			1	1	1	1
11	*302ND29560	2ND29560	LEVER COVER RIGHT			1	1	1	1
12	*5MVX111DN003	2A806250	RING STOPPER/A-49 FEED A4			2	2	2	2
13	*302ND29140	2ND29140	HOOK COVER RIGHT F			1	1	1	1
14	*302ND29550	2ND29550	HOOK COVER RIGHT R			1	1	1	1
15	*302ND08400	2ND08400	HOLDER RETARD MPF			1	1	1	1
16	*302F909171	2F909171	RETARD ROLLER ASSY			1	1	1	1
17	*302ND08500	2ND08500	GUIDE RETARD MPF			1	1	1	1
18	*302ND08800	2ND08800	SHEET GUIDE RETARD			1	1	1	1
19	*302ND08450	2ND08450	SPRING RETARD LOW			1	1	1	1
20	*302ND94380	2ND94380	PARTS PULLEY FEED ASSY SP			1	1	1	1
21	*302ND08550	2ND08550	SPRING FEED MPF			1	1	1	1
22	*302ND08530	2ND08530	PIN FEED ROLLER			1	1	1	1
23	*303LL02330	3LL02330	HOLDER WIRE D			1	1	1	1
24	*302K924830	2K924830	BUSH DU EW			2	2	2	2
25	*302ND08660	2ND08660	PIN CLUTCH MPF			1	1	1	1
26	*302ND94680	2ND94680	PARTS CLUTCH 35 Z35R SPRING SP			3	3	3	3
27	*302ND08670	2ND08670	CUT-WASHER 4			7	7	7	7
28	*302K931080	2K931080	WIRE STOPPER			1	1	1	1
29	*302ND29380	2ND29380	PIN CLUTCH DU			1	1	1	1
30	*302ND29210	2ND29210	GEAR Z23R			1	1	1	1
31	*302ND29180	2ND29180	PLATE DRIVE DU			1	1	1	1
32	*302F929140	2F929140	BUSH DU			1	1	1	1
33	*302ND29200	2ND29200	GEAR Z44R-Z22L			1	1	1	1
34	*302ND29190	2ND29190	GEAR Z35L			1	1	1	1
35	*302ND29220	2ND29220	GEAR Z47L			1	1	1	1
36	*302ND29480	2ND29480	PLATE EARTH RIGHT COVER			1	1	1	1
37	*302ND29590	2ND29590	HOLDER SENSOR DU			1	1	1	1
38	*7SP01000004+H01	SP136500	SW.PUSH			1	1	1	1
39	*302P794010	2P794010	PARTS SENSOR OPT. SP			1	1	1	1
40	*302ND46140	2ND46140	CONN.CORD ASSY DU SENSOR			1	1	1	1
41	*302ND29750	2ND29750	SPRING HOOK UPPER			1	1	1	1
42	*303RC10260	3RC10260	SHEET PAD BOTTOM			2	2	2	2
43	*302ND08850	2ND08850	SHEET GUIDE RETARD A			1	1	1	1
101	7BP512012B0CH01	BP126440	PARALLEL PIN 2.0X12						
102	7BB200308H	BB105660	+BIND T.T P SCREW 3X8						

• Parts with a Ref.No. of 500 and above in the illustration indicate they are not selected for service parts.

• イラスト中で 500 番の Ref 番号が付いている部品はサービスパーツに選定されていません。

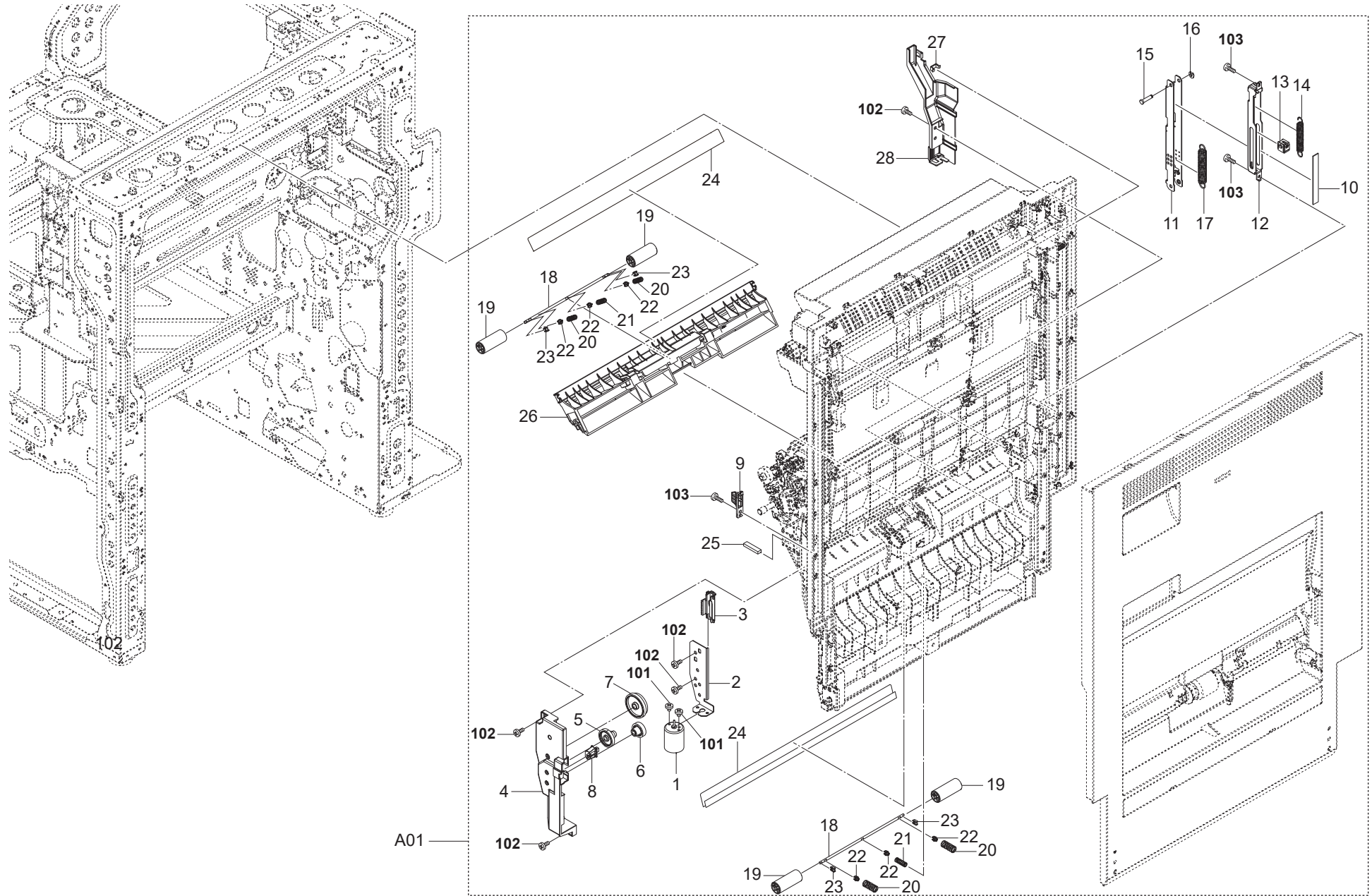


FIG. 17 Paper Conveying Section 4

2L7/2RL/2TH/2RM/2RN/2ND/2SA/2RJ/2NK/2RR

Ref. No. 番号	Part.No. 部品番号	Alternative. 代替部品番号	Description 部品名称	Notes 備考	Revision 改訂	Quantity 個数			
						100(日本)	120	230	240
A01	302ND94740	2ND94740	PARTS RIGHT COVER ASSY SP			1	1	1	1
1	*302ND94040	2ND94040	PARTS DC MOTOR ASSY A SP			1	1	1	1
2	*302ND08600	2ND08600	PLATE LIFT MPF			1	1	1	1
3	*302ND08630	2ND08630	RACK LIFT MPF			1	1	1	1
4	*302ND08610	2ND08610	CASE LIFT MPF			1	1	1	1
5	*302ND08650	2ND08650	GEAR Z46S-Z18S			1	1	1	1
6	*302ND08640	2ND08640	WORM-WHEEL 36 Z18S			1	1	1	1
7	*302ND08620	2ND08620	GEAR LIFT Z35S-Z64S			1	1	1	1
8	*7SP01000004+H01	0004+H01	SW.PUSH			1	1	1	1
9	*302ND29620	2ND29620	ARM INTERLOCK COVER RIGHT			1	1	1	1
10	*302ND29710	2ND29710	SHEET DAMPER A			1	1	1	1
11	*302ND29410	2ND29410	MOUNT DAMPER B			1	1	1	1
12	*302ND29400	2ND29400	MOUNT DAMPER A			1	1	1	1
13	*302ND29670	2ND29670	SLIDER DAMPER			1	1	1	1
14	*302ND29660	2ND29660	SPRING-EXTENSION DAMPER B			1	1	1	1
15	*302ND29420	2ND29420	PIN COVER DAMPER			1	1	1	1
16	*302LF12410	2LF12410	STOPPER 3			1	1	1	1
17	*302ND29430	2ND29430	SPRING-EXTENSION DAMPER			1	1	1	1
18	*302ND29280	2ND29280	SHAFT FEED			2	2	2	2
19	*302ND29260	2ND29260	PULLEY FEED 16			4	4	4	4
20	*302ND29300	2ND29300	SPRING-COMPRESSION PULLEY FEED			4	4	4	4
21	*302ND29690	2ND29690	SPRING-COMPRESSION PULLEY MIDDLE			2	2	2	2
22	*302ND24290	2ND24290	CAP SPRING			6	6	6	6
23	*302ND29630	2ND29630	CAP HOLDER SHAFT			4	4	4	4
24	*302ND29310	2ND29310	SHEET GUIDE FEED			2	2	2	2
25	*302GR05080	2GR05080	CUSHION HANDLE A			1	1	1	1
26	*302ND29030	2ND29030	GUIDE MIDDLE RIGHT			1	1	1	1
27	*302K931080	2K931080	WIRE STOPPER			1	1	1	1
28	*302ND29340	2ND29340	COVER DU WIRE			1	1	1	1
101	7BB000303H	BB107000	+BIND M SCREW 3X3						
102	7BB200308H	BB105660	+BIND T.T P SCREW 3X8						
103	7BB700308H	BB105600	+BIND T.T S SCREW 3X8 SR						

• Parts with a Ref.No. of 500 and above in the illustration indicate they are not selected for service parts.

• イラスト中で 500 番台の Ref 番号が付いている部品はサービスパーツに選定されていません。

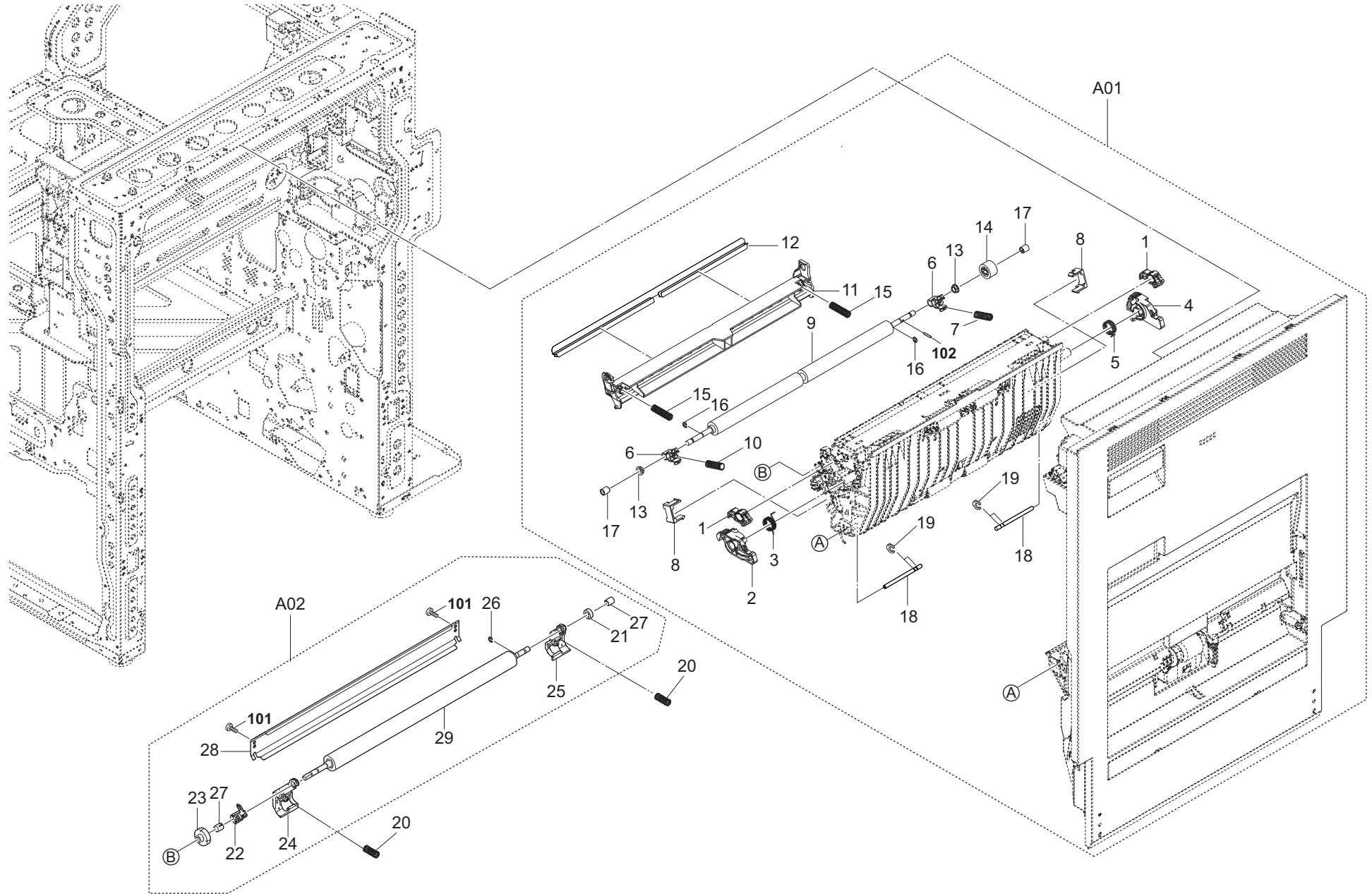
FIG. 18 Paper Conveying Section 5

2L7/2RL/2TH/2RM/2RN/2ND/2SA/2RJ/2NK/2RR-2

Ref. No. 番号	Part.No. 部品番号	Alternative. 代替部品番号	Description 部品名称	Notes 備考	Revision 改訂	Quantity 個数			
						100(日本)	120	230	240
A01	302ND94740	2ND94740	PARTS RIGHT COVER ASSY SP			1	1	1	1
1	*302ND24010	2ND24010	BASE CONVEYING			1	1	1	1
2	*302ND29280	2ND29280	SHAFT FEED			2	2	2	2
3	*302ND29260	2ND29260	PULLEY FEED 16			4	4	4	4
4	*302ND29300	2ND29300	SPRING-COMPRESSION PULLEY FEED			6	6	6	6
5	*302ND24290	2ND24290	CAP SPRING			6	6	6	6
6	*302ND29630	2ND29630	CAP HOLDER SHAFT			4	4	4	4
7	*302ND24440	2ND24440	SPRING SEPARATE CONVEYING			1	1	1	1
8	*302ND24050	2ND24050	PLATE EARTH CONVEYING			1	1	1	1
9	*302ND24040	2ND24040	PLATE HV CONVEYING			1	1	1	1
10	*302ND24070	2ND24070	ACTUATOR DU			1	1	1	1
11	*302ND24430	2ND24430	SPRING ACTUATOR DU			1	1	1	1
12	*302ND24200	2ND24200	HOLDER PUSH REGIST			1	1	1	1
13	*302ND24210	2ND24210	SPRING-COMPRESSION REGIST CENTER			1	1	1	1
14	*302K924430	2K924430	BUSH REGIST CENTER			1	1	1	1
15	*302P794010	2P794010	PARTS SENSOR OPT. SP			1	1	1	1
16	*302K994360	2K994360	PARTS FAN COOLING LSU 60 SP		2:Part No-chg.	1	1	1	1
17	*302K903560	2K903560	SEAL COOLING FAN C			1	1	1	1
18	*302H733430	2H733430	SCREW FAN			1	1	1	1
19	*302ND33810	2ND33810	SHEET DUCT FUSER EDGE A			1	1	1	1
20	*302ND34290	2ND34290	LABEL A5			1	1	1	1
21	*302ND24220	2ND24220	PLATE CONVEYING TC			1	1	1	1
22	*303NW94060	3NW94060	PARTS SENSOR OPT. SP			1	1	1	1
23	*7YZM210006++H01	YZ038000	ACCESS.EDGING			1	1	1	1
24	*302ND22040	2ND22040	HOLDER SECONDLY TRANSFER			1	1	1	1
25	*302ND24130	2ND24130	SPRING HV CONVEYING			1	1	1	1
26	*302ND22080	2ND22080	PLATE EARTH SECONDLY TRANSFER			1	1	1	1
27	*302ND24160	2ND24160	BUSH SECONDLY TRANSFER F			1	1	1	1
28	*302ND22110	2ND22110	PLATE EARTH SECONDLY TRANSFER B			1	1	1	1
29	*302ND24080	2ND24080	SPRING-COMPRESSION SECONDLY TRANSFER			2	2	2	2
30	*302ND24020	2ND24020	ARM PRESS RELEASE F			1	1	1	1
31	*2BC06910	2BC06910	STOPPER 6			2	2	2	2
32	*302ND24170	2ND24170	BUSH SECONDLY TRANSFER R			1	1	1	1
33	*302ND24030	2ND24030	ARM PRESS RELEASE R			1	1	1	1
34	*302ND22060	2ND22060	HOLDER DISCHARGER			1	1	1	1
35	*302ND22050	2ND22050	PLATE DISCHARGER			1	1	1	1
36	*302ND22120	2ND22120	SPRING EARTH CONVEYING			1	1	1	1
37	*302FZ01310	2FZ01310	VARISTOR TC ASSY			1	1	1	1
38	*302ND46130	2ND46130	CONN.CORD ASSY CONVEYING			1	1	1	1
39	*302ND46620	2ND46620	CONN.CORD ASSY TRANSFER BELT SENSOR			1	1	1	1
40	*302KK25140	2KK25140	SEAL DISCHARGER			1	1	1	1
101	7BB200308H	BB105660	+BIND T.T P SCREW 3X8						
102	7BB700314H	BB105610	+BIND T.T S SCREW 3X14 SR						
103	5MBWK32808NN	C2803080	POLY SLIDER /M3.2X 8 X0.8T XX						

• Parts with a Ref.No. of 500 and above in the illustration indicate they are not selected for service parts.

• イラスト中で 500 番の Ref 番号が付いている部品はサービスパーツに選定されていません。



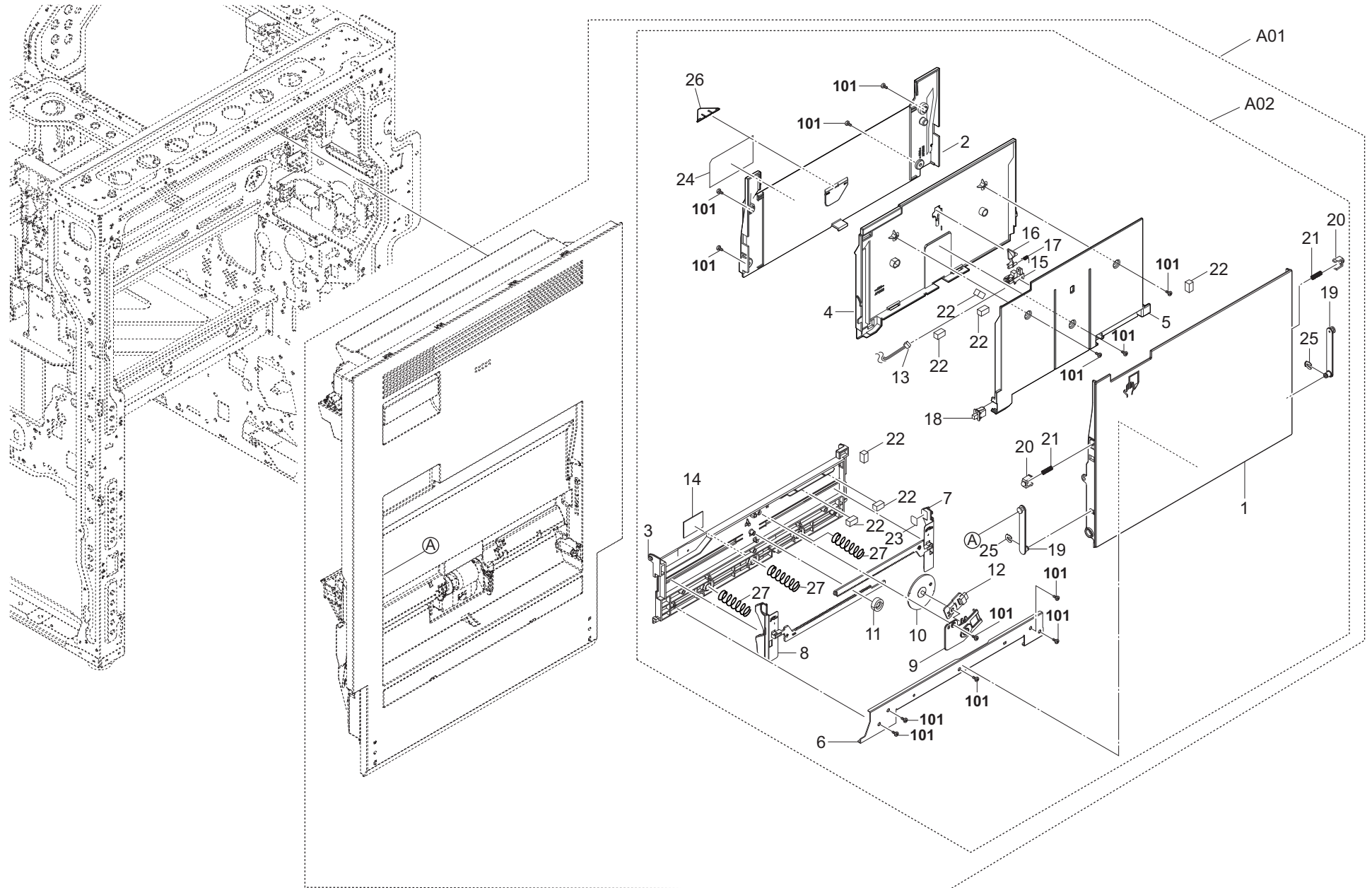


FIG. 20 Paper Conveying Section 7

2L7/2RL/2TH/2RM/2RN/2ND/2SA/2RJ/2NK/2RR-5

Ref. No. 番号	Part.No. 部品番号	Alternative. 代替部品番号	Description 部品名称	Notes 備考	Revision 改訂	Quantity 個数			
						100(日本)	120	230	240
A01	302ND94740	2ND94740	PARTS RIGHT COVER ASSY SP		4:Add	1	1	1	1
A02	•302ND94200	2ND94200	PARTS MPT TRAY ASSY SP		4:Others	1	1	1	1
1	••302ND08100	2ND08100	COVER MPF		2:Quantity-chg./4:Others	1	1	1	1
2	••302ND08111	2ND08111	TABLE MPF		2:Quantity-chg./4:Others	1	1	1	1
3	••302ND08120	2ND08120	BASE LIFT MPF		4:Others	1	1	1	1
4	••302ND08171	2ND08171	TRAY MPF A		2:Design-chg./4:Others	1	1	1	1
5	••302ND08181	2ND08181	TRAY MPF B		2:Design-chg./4:Others	1	1	1	1
6	••302ND08150	2ND08150	PLATE BOTTOM MPF		4:Others	1	1	1	1
7	••302ND08140	2ND08140	CURSOR MPF R		4:Others	1	1	1	1
8	••302ND08130	2ND08130	CURSOR MPF F		4:Others	1	1	1	1
9	••302ND08200	2ND08200	HOLDER DETECTION		4:Others	1	1	1	1
10	••302ND08210	2ND08210	GEAR DETECTION		4:Others	1	1	1	1
11	••302ND08220	2ND08220	GEAR 18 BYPASS		4:Others	1	1	1	1
12	••303R394050	3R394050	PARTS PWB PAPER SIZE SENSOR ASSY SP		4:Others	1	1	1	1
13	••302ND46150	2ND46150	CONN.CORD ASSY MPF TABLE		4:Others	1	1	1	1
14	••302ND08820	2ND08820	PAD BOTTOM		4:Others	1	1	1	1
15	••302P794010	2P794010	PARTS SENSOR OPT. SP		4:Others	1	1	1	1
16	••302K908211	2K908211	ACTUATOR SIZE DETECTION		4:Others	1	1	1	1
17	••302K908220	2K908220	SPRING-TORSION SIZE DETECTION		4:Others	1	1	1	1
18	••7SP01000004+H01	SP136500	SW.PUSH		4:Others	1	1	1	1
19	••302R408230	2R408230	STRAP LINK MPF		4:Others	2	2	2	2
20	••302R408220	2R408220	STOPPER BYPASS TABLE		4:Others	2	2	2	2
21	••302ND08830	2ND08830	SPRING BYPASS TABLE F		4:Others	2	2	2	2
22	••302H708150	2H708150	SPONGE WIRE MPT		4:Others	7	7	7	7
23	••302ND08700	2ND08700	LABEL MPF PAPER LIMIT		4:Others	1	1	1	1
24	••302ND08740	2ND08740	LABEL OPERATION		4:Others	1	1	1	1
25	••302FB09830	2FB09830	CUT WASHER 4		4:Others	2	2	2	2
26	••302R408170	2R408170	STOPPER MULTI		2:Add/4:Others	1	1	1	1
27	••302ND08160	2ND08160	SPRING-COMPRESSION LIFT		5:Add	3	3	3	3
101	7BB282308H	BB111240	+TP-FLAT T.T P SCREW 3X8(BLACK)		2:Del				
102					2:Del				
103									

• Parts with a Ref.No. of 500 and above in the illustration indicate they are not selected for service parts.

・イラスト中で 500 番台の Ref 番号が付いている部品はサービスパーツに選定されていません。

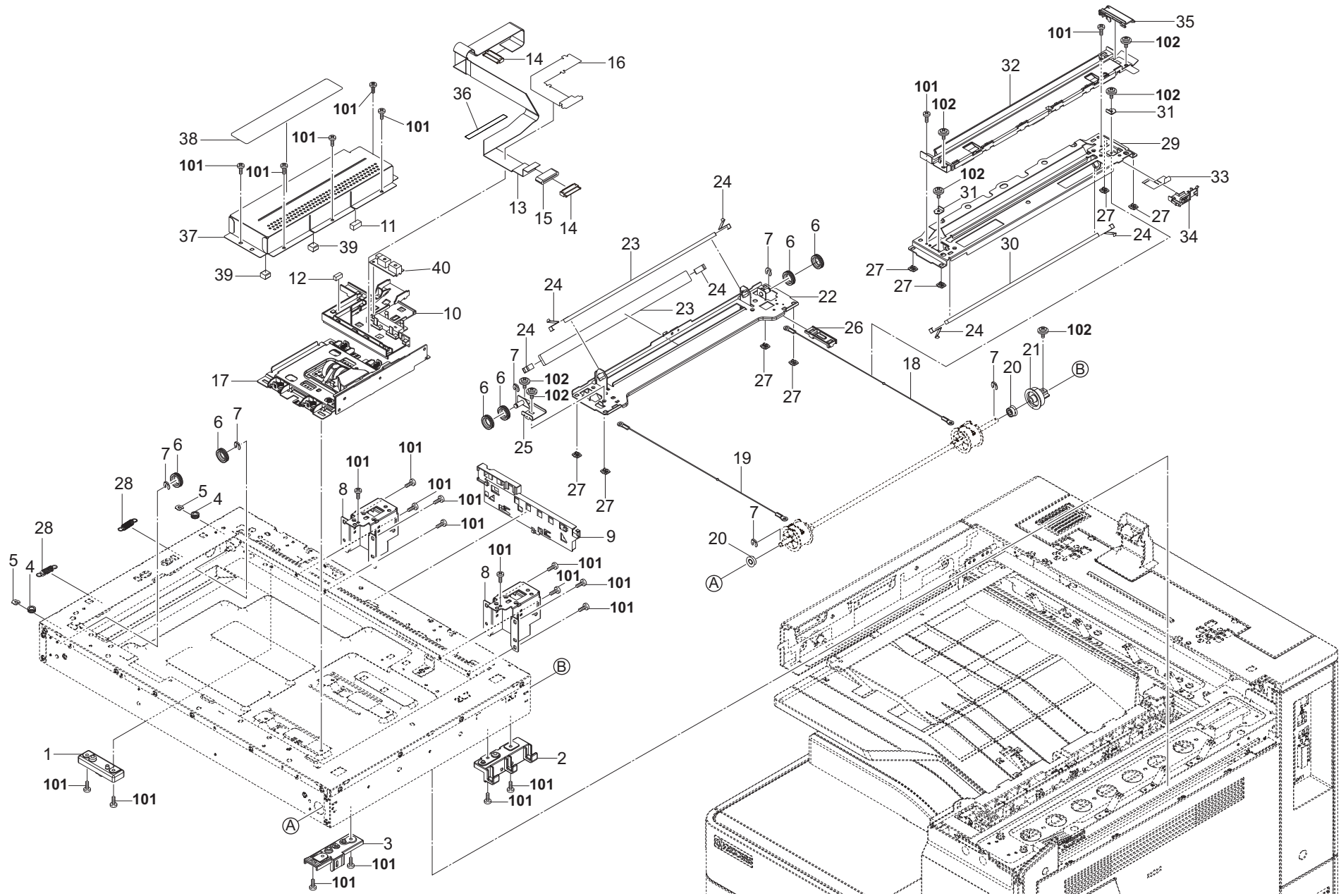


FIG. 21 Scanner Section 1 (25ppm/32ppm)

2L7/2RL/2TH/2RM/2RN/2ND/2SA/2RJ/2NK/2RR-5

Ref. No. 番号	Part.No. 部品番号	Alternative. 代替部品番号	Description 部 品 名 称	Notes 備 考	Revision 改 訂	Quantity 個数			
						100(日本)	120	230	240
1	302ND17180	2ND17180	MOUNT ISU A2			1	1	1	1
2	302ND17200	2ND17200	MOUNT ISU D4			1	1	1	1
3	302ND17310	2ND17310	MOUNT ISU E			1	1	1	1
4	302H017120	2H017120	PULLEY LEFT FRAME			2	2	2	2
5	5MVX111DN003	111DN003	RING STOPPER/A-49 FEED A4			2	2	2	2
6	302ND17060	2ND17060	PULLEY SCANNER			6	6	6	6
7	2BC06980	2BC06980	STOPPER 5			6	6	6	6
8	302ND17010	2ND17010	MOUNT DP			2	2	2	2
9	302ND17230	2ND17230	GUIDE FFC A			1	1	1	1
10	302ND17130	2ND17130	GUIDE FFC			1	1	1	1
11	7ZGSSTG77015H01	ZG020580	SHIELD GASKET			1	1	1	1
12	7ZGSTGZ13006H01	ZG135130	SHIELD GASKET			1	1	1	1
13	302ND46490	2ND46490	CONN.CORD ASSY FFC ENGINE CCD			1	1	1	1
14	7YCC40X1241+H01	1241+H01	CONNECTOR			2	2	2	2
15	7YBFZZ65C001H01	5C001H01	FERRITE CORE			1	1	1	1
16	302ND17380	2ND17380	FILM FFC CCD			1	1	1	1
17	302ND93110	2ND93110	PARTS ISU ASSY H SP			1	1	1	1
18	302ND17250	2ND17250	WIRE SCANNER BLACK			1	1	1	1
19	302ND17260	2ND17260	WIRE SCANNER GRAY			1	1	1	1
20	302K324450	2K324450	BUSH 6			2	2	2	2
21	302RH17060	2RH17060	GEAR P54			1	1	1	1
22	302K317111	2K317111	FRAME MIRROR B			1	1	1	1
23	302KK94730	2KK94730	PARTS MIRROR B SP		2:Part No-chg.	2	2	2	2
24	2BC12190	2BC12190	SPRING,MIRROR HOLDER			6	6	6	6
25	302K317830	2K317830	PLATE ADJUST B			1	1	1	1
26	302K317160	2K317160	GUIDE FFC LED B			1	1	1	1
27	2DC12230	2DC12230	SLIDER SCANNER			8	8	8	8
28	302ND17420	2ND17420	SPRING SCANNER TENSION			2	2	2	2
29	302K317065	2K317065	FRAME MIRROR A		5:Design-chg.	1	1	1	1
30	302KK94720	2KK94720	PARTS MIRROR A SP		2:Part No-chg.	1	1	1	1
31	2C912150	2C912150	RETAINER WIRE			2	2	2	2
32	302L793100	2L793100	PARTS MOUNT LED ASSY SP			1	1	1	1
33	302RH17110	2RH17110	SHEET FFC LED			1	1	1	1
34	302K317172	2K317172	GUIDE FFC LED C			1	1	1	1
35	302K317310	2K317310	GUIDE FFC LED D			1	1	1	1
36	302ND17430	2ND17430	SHEET LED FFC			1	1	1	1
37	302MV17030	2MV17030	COVER LENS			1	1	1	1
38	302ND34200	2ND34200	LABEL CAUTION			1	1	1	1
39	7ZG65TSV+010H02	ZG149900	SHIELD GASKET			2	2	2	2
40	302ND94800	2ND94800	PARTS SENSOR OPT SP			1	1	1	1
101	7BB700308H	BB105600	+BIND T.T S SCREW 3X8 SR						
102	7BB606308H	BB105280	+PAN M SCREW WITH SW W 3X8 R						

• Parts with a Ref.No. of 500 and above in the illustration indicate they are not selected for service parts.

• イラスト中で 500 番台の Ref 番号が付いている部品はサービスパーツに選定されていません。

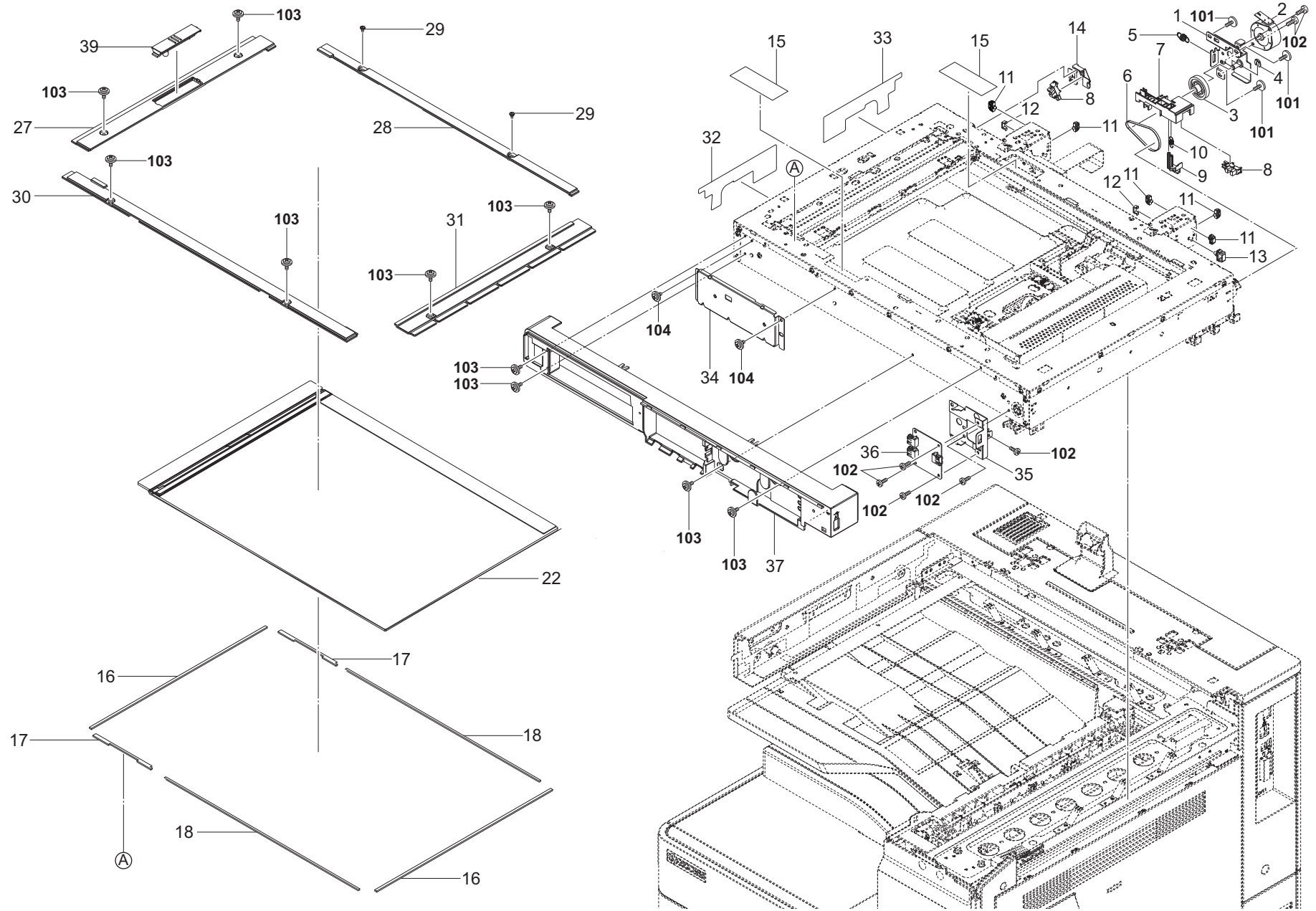


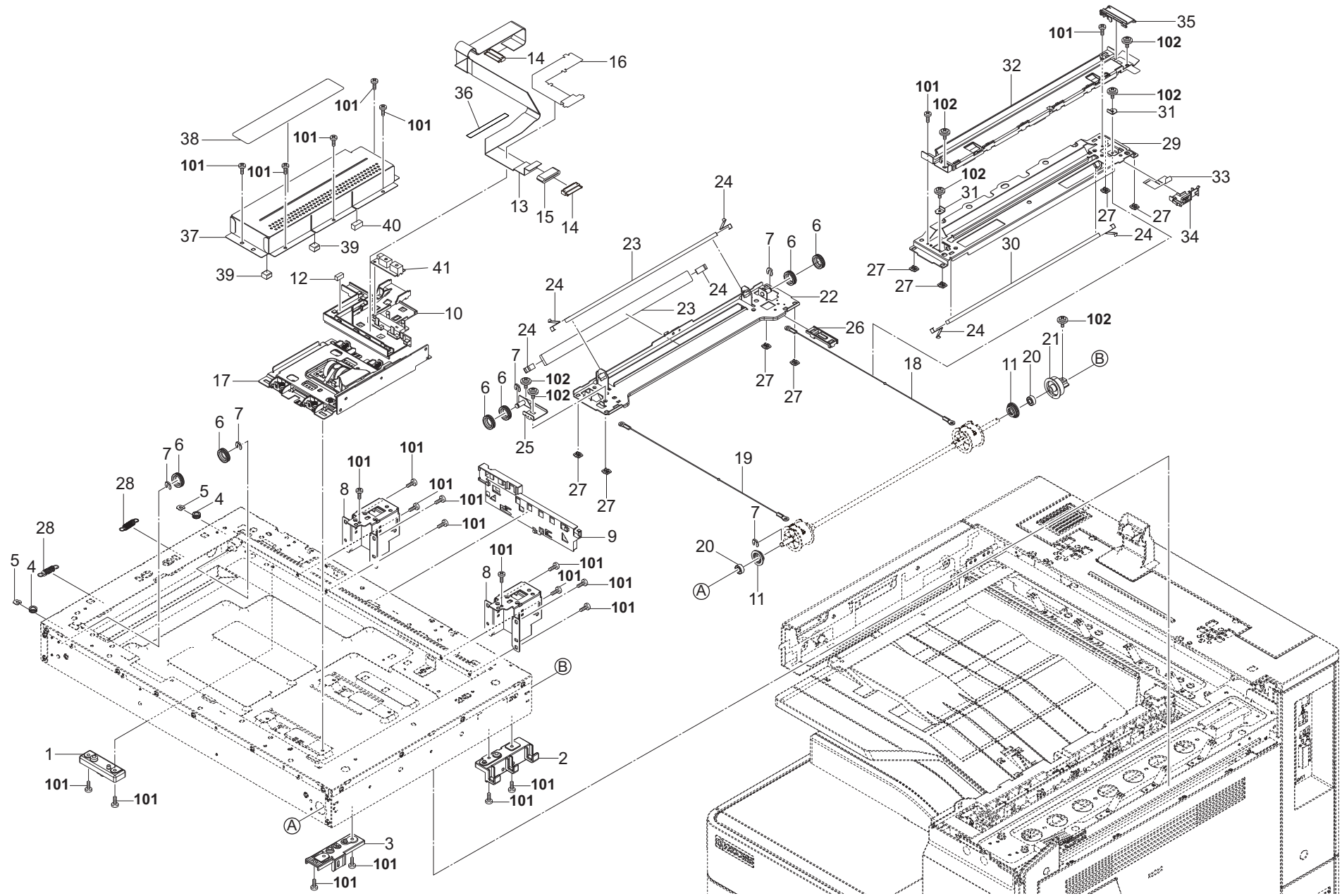
FIG. 22 Scanner Section 2 (25ppm/32ppm)

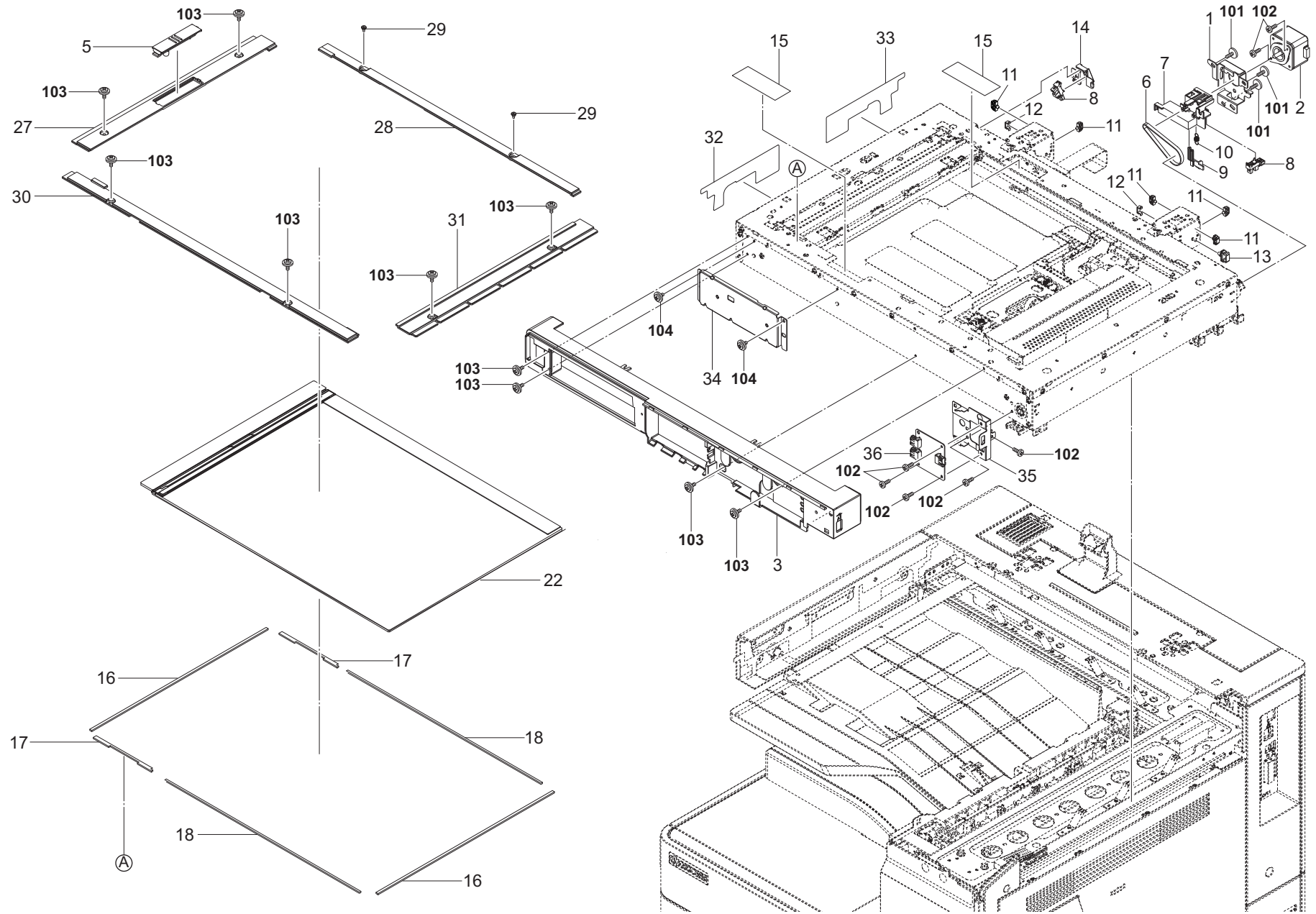
2L7/2RL/2TH/2RM/2RN/2ND/2SA/2RJ/2NK/2RR-2

Ref. No. 番号	Part.No. 部品番号	Alternative. 代替部品番号	Description 部品名称	Notes 備考	Revision 改訂	Quantity 個数			
						100(日本)	120	230	240
1	302NL17010	2NL17010	MOUNT DRIVE			1	1	1	1
2	302HN44100	2HN44100	MOTOR REVERSE			1	1	1	1
3	302K317440	2K317440	GEAR Z18-Z63R			1	1	1	1
4	2BC06980	2BC06980	STOPPER 5			1	1	1	1
5	302K317730	2K317730	SPRING DRIVE TENSION			1	1	1	1
6	302L717060	2L717060	BELT ISU			1	1	1	1
7	302NL17031	2NL17031	HOLDER SWITCH		2:Design-chg.	1	1	1	1
8	302P794010	2P794010	PARTS SENSOR OPT. SP			2	2	2	2
9	302NL17021	2NL17021	SWITCH RELEASE		2:Design-chg.	1	1	1	1
10	302GR17380	2GR17380	SPRING RELEASE SWITCH			1	1	1	1
11	7YZM610007++H01	YZ023340	ACCESS.SADDLE			5	5	5	5
12	302K931080	2K931080	WIRE STOPPER			2	2	2	2
13	7YZM610002++H01	YZ010240	ACCESS SADDLE			1	1	1	1
14	302K317330	2K317330	MOUNT PI			1	1	1	1
15	302K317660	2K317660	FILM FRAME			2	2	2	2
16	302K317650	2K317650	SEAL FRAME ISU C			2	2	2	2
17	302K317450	2K317450	SEAL FRAME ISU A			2	2	2	2
18	302K317460	2K317460	SEAL FRAME ISU B			2	2	2	2
19					2:Del				
20					2:Del				
21					2:Del				
22	302RH94150	2RH94150	PARTS CONTACT-GLASS ASSY(I) SP		2:Part No-chg.		1		
22	302RH94160	2RH94160	PARTS CONTACT-GLASS ASSY(C) SP		2:Part No-chg.	1		1	1
23					2:Del				
23					2:Del				
24					2:Del				
24					2:Del				
25					2:Del				
26					2:Del				
27	302ND04200	2ND04200	COVER ISU CONTACT LEFT			1	1	1	1
28	302ND04220	2ND04220	COVER ISU CONTACT REAR			1	1	1	1
29	302LV25420	2LV25420	PIN FUSER			2	2	2	2
30	302ND04210	2ND04210	COVER ISU CONTACT FRONT			1	1	1	1
31	302ND04190	2ND04190	COVER ISU CONTACT RIGHT			1	1	1	1
32	302ND17400	2ND17400	FILM FRAME SIDE R			1	1	1	1
33	302ND17410	2ND17410	FILM FRAME SIDE L			1	1	1	1
34	302ND04920	2ND04920	MOUNT KEYBOARD			1	1	1	1
35	302ND04860	2ND04860	MOUNT PWB USB			1	1	1	1
36	302RH94020	2RH94020	PARTS PWB USB HUB ASSY SP			1	1	1	1
37	302ND04121	2ND04121	COVER ISU FRONT		2:Design-chg.	1	1	1	1
38					2:Del				
39	302RH04230	2RH04230	COVER ISU LEFT SUB			1	1	1	1
101	7BB702308H	BB107060	+TP-FLAT T.T S SCREW 3X8 SR						
102	7BB700308H	BB105600	+BIND T.T S SCREW 3X8 SR						
103	7BB782308H	BB111300	+TP-FLAT T.T S SCREW 3X8 SR(BLACK)						
104	7BB700306H	BB105590	+BIND T.T S SCREW 3X6 SR						

• Parts with a Ref.No. of 500 and above in the illustration indicate they are not selected for service parts.

• イラスト中で 500 番の Ref 番号が付いている部品はサービスパーツに選定されていません。





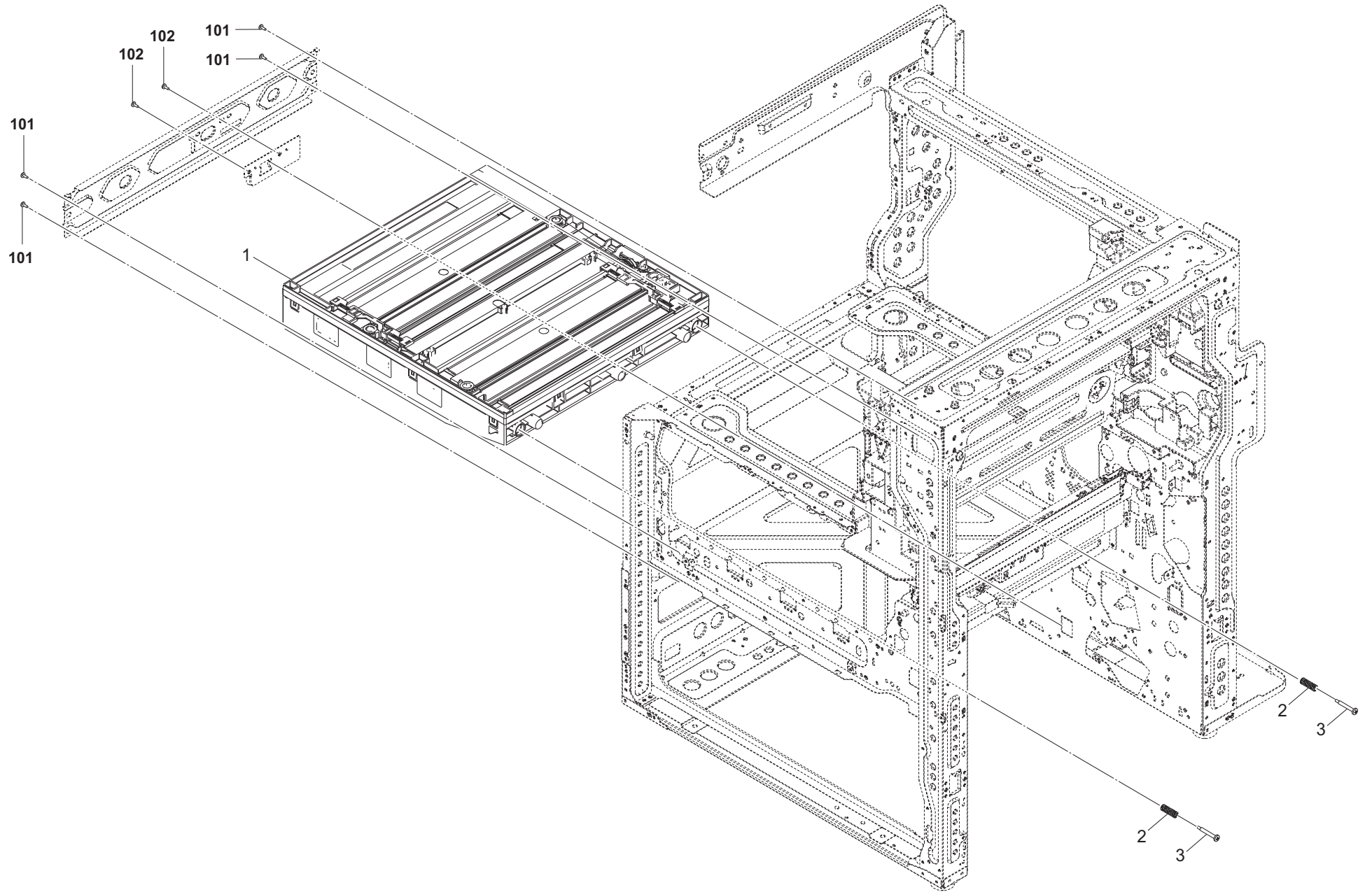


FIG. 25 Laser Scanner Section

2L7/2RL/2TH/2RM/2RN/2ND/2SA/2RJ/2NK/2RR-4

Ref. No. 番号	Part.No. 部品番号	Alternative. 代替部品番号	Description 部品名称	Notes 備考	Revision 改訂	Quantity 個数			
						100(日本)	120	230	240
1	302L793110	2L793110	LK-8350	25ppm/32ppm		1	1	1	1
1	302ND93130	2ND93130	LK-8550	35ppm/40ppm/50ppm/60ppm,60ppm(A)	4:Others	1	1	1	1
1	302NK93010	2NK93010	LK-6500	40ppm(m)/50ppm(m)/60ppm(m)		1	1	1	1
2	302H024331	2H024331	SPRING REGIST R			2	2	2	2
3	302JF19011	2JF19011	PIN LSU			2	2	2	2
101	7BB702308H	BB107060	+TP-FLAT T.T S SCREW 3X8 SR						
102	7BB700308H	BB105600	+BIND T.T S SCREW 3X8 SR						

• Parts with a Ref.No. of 500 and above in the illustration indicate they are not selected for service parts.

・イラスト中で 500 番台の Ref 番号が付いている部品はサービスパーツに選定されていません。

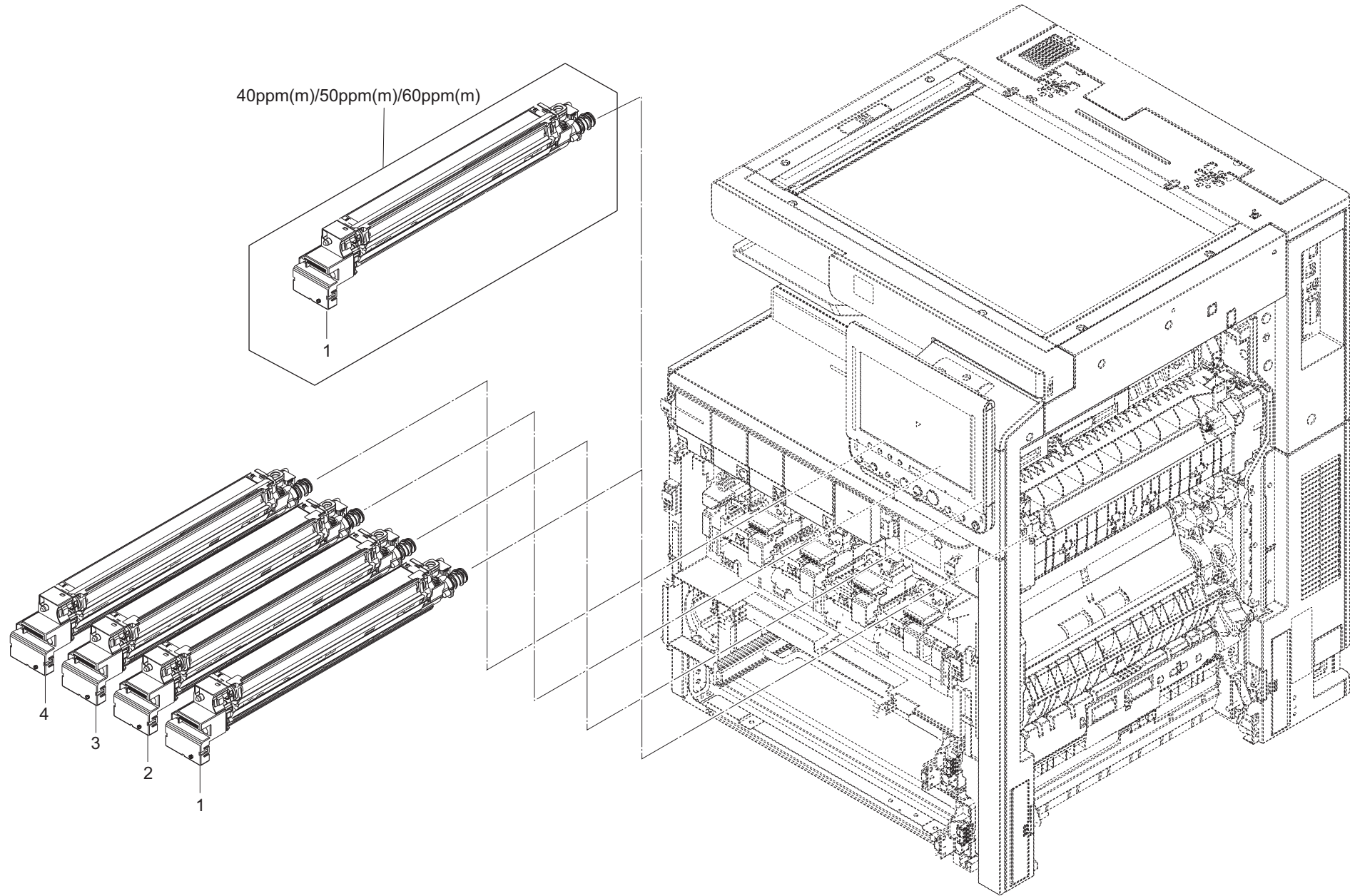


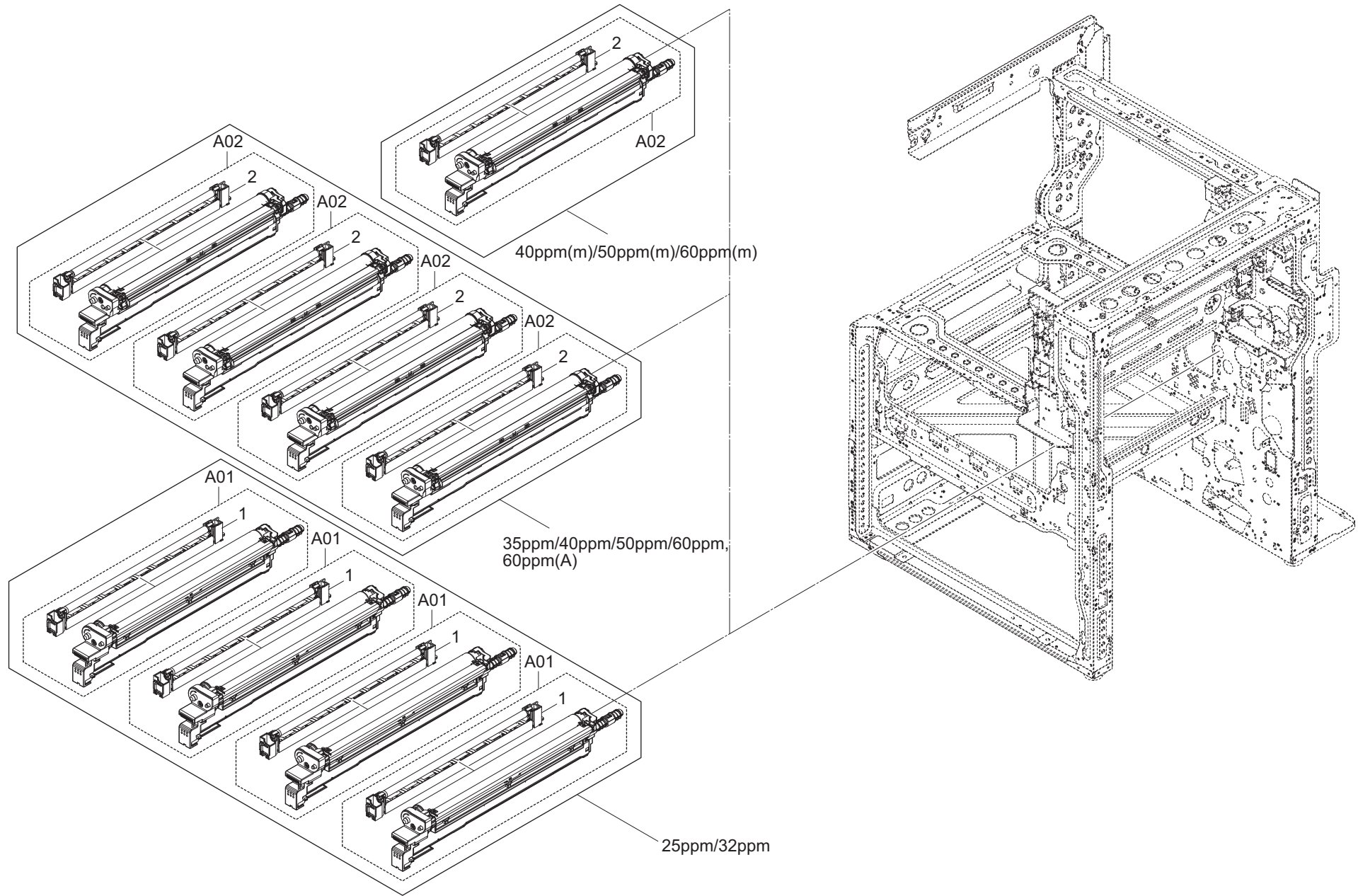
FIG. 26 Developer Section

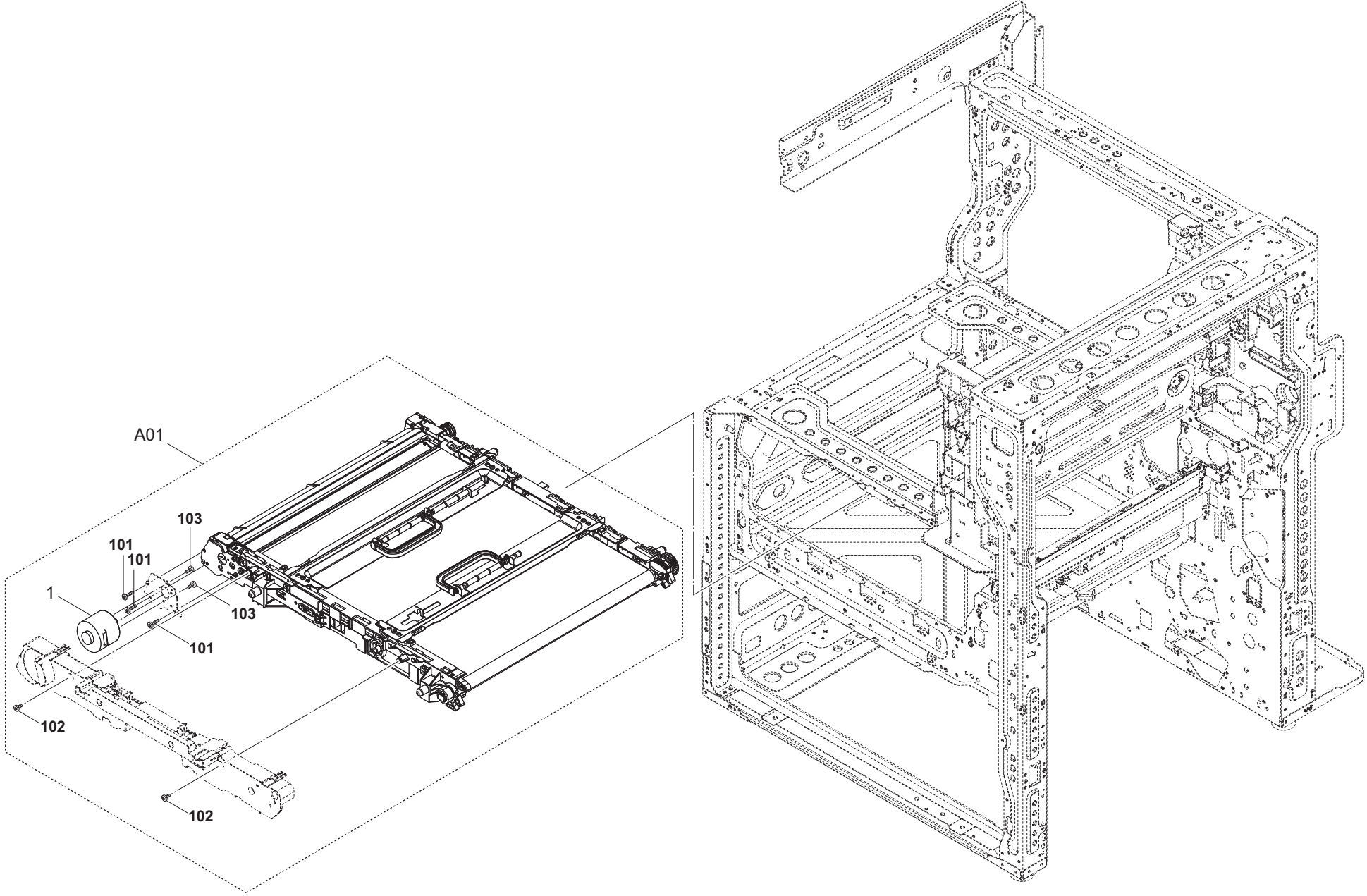
2L7/2RL/2TH/2RM/2RN/2ND/2SA/2RJ/2NK/2RR-5

Ref. No. 番号	Part.No. 部品番号	Alternative. 代替部品番号	Description 部品名称	Notes 備考	Revision 改訂	Quantity 個数			
						100 (日本)	120	230	240
1	302L793010	2L793010	DV-8350K	25ppm/32ppm			1	1	1
1	302L79J010	2L79J010	DV-8350K(J)	25ppm/32ppm		1			
1	302ND93031	2ND93031	DV-8550K	35ppm/40ppm/50ppm/60ppm/40ppm(m)/50ppm(m)/60ppm(m),60ppm(A)	5:Design-chg.		1	1	1
1	302ND9J031	2ND9J031	DV-8550K(J)	35ppm/40ppm/50ppm/60ppm/40ppm(m)/50ppm(m)/60ppm(m),60ppm(A)	5:Design-chg.	1			
2	302L793020	2L793020	DV-8350M	25ppm/32ppm			1	1	1
2	302L79J020	2L79J020	DV-8350M(J)	25ppm/32ppm		1			
2	302ND93041	2ND93041	DV-8550M	35ppm/40ppm/50ppm/60ppm,60ppm(A)	5:Design-chg.		1	1	1
2	302ND9J041	2ND9J041	DV-8550M(J)	35ppm/40ppm/50ppm/60ppm,60ppm(A)	5:Design-chg.	1			
3	302L793030	2L793030	DV-8350C	25ppm/32ppm			1	1	1
3	302L79J030	2L79J030	DV-8350C(J)	25ppm/32ppm		1			
3	302ND93051	2ND93051	DV-8550C	35ppm/40ppm/50ppm/60ppm,60ppm(A)	5:Design-chg.		1	1	1
3	302ND9J051	2ND9J051	DV-8550C(J)	35ppm/40ppm/50ppm/60ppm,60ppm(A)	5:Design-chg.	1			
4	302L793040	2L793040	DV-8350Y	25ppm/32ppm			1	1	1
4	302L79J040	2L79J040	DV-8350Y(J)	25ppm/32ppm		1			
4	302ND93061	2ND93061	DV-8550Y	35ppm/40ppm/50ppm/60ppm,60ppm(A)	5:Design-chg.		1	1	1
4	302ND9J061	2ND9J061	DV-8550Y(J)	35ppm/40ppm/50ppm/60ppm,60ppm(A)	5:Design-chg.	1			

• Parts with a Ref.No. of 500 and above in the illustration indicate they are not selected for service parts.

• イラスト中で 500 番台の Ref 番号が付いている部品はサービスパーツに選定されていません。





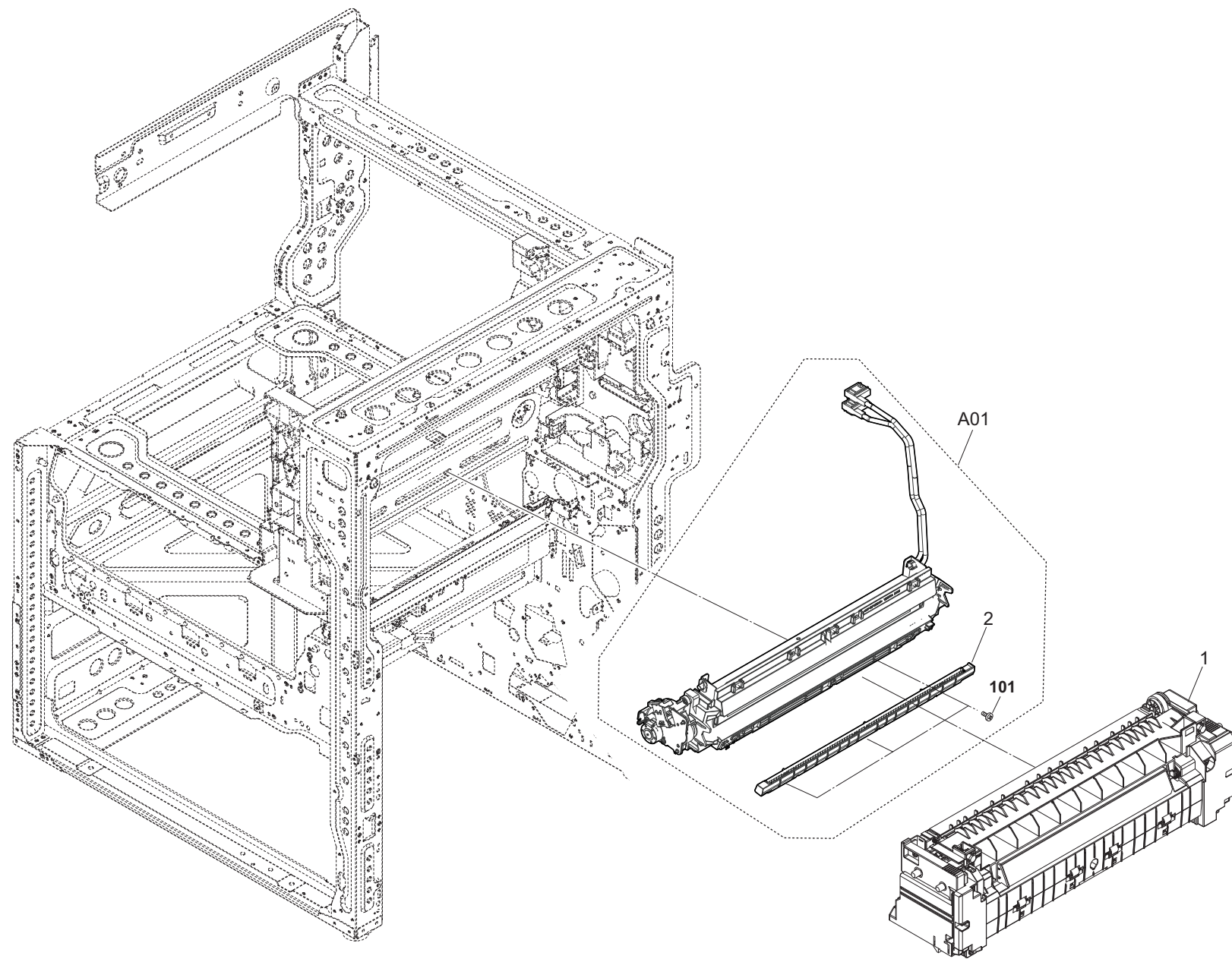


FIG. 29 Fuser Section

2L7/2RL/2TH/2RM/2RN/2ND/2SA/2RJ/2NK/2RR-4

Ref. No. 番号	Part.No. 部品番号	Alternative. 代替部品番号	Description 部品名称	Notes 備考	Revision 改訂	Quantity 個数			
						100 (日本)	120	230	240
1	302L793061	2L793061	FK-8350	25ppm/32ppm	3:Design-chg.	1	1	1	1
1	302ND93081	2ND93081	FK-8550	35ppm/40ppm/50ppm/60ppm/40ppm(m)/50ppm(m)/60ppm(m),60ppm(A)	3:Design-chg./4:Others		1	1	1
1	302ND93190	2ND93190	FK-8560	40ppm/50ppm/60ppm/40ppm(m)/50ppm(m)/60ppm(m),60ppm(A)	3:Add./4:Others	1			
A01	302L793070	2L793070	FK-8585IH	25ppm/32ppm				1	1
A01	302L793080	2L793080	FK-8580IH	25ppm/32ppm		1	1		
A01	302ND93090	2ND93090	FK-8595IH	35ppm/40ppm/50ppm/60ppm/40ppm(m)/50ppm(m)/60ppm(m),60ppm(A)	4:Others			1	1
A01	302ND93100	2ND93100	FK-8590IH	35ppm/40ppm/50ppm/60ppm/40ppm(m)/50ppm(m)/60ppm(m),60ppm(A)	4:Others	1	1		
2	*302ND94810	2ND94810	PARTS BELT CHARGER ASSY SP		2:Add	1	1	1	1
101	7BB606312H	BB113110	+PAN M SCREW WITH SW W 3X12 R		2:Add				

• Parts with a Ref.No. of 500 and above in the illustration indicate they are not selected for service parts.

• イラスト中で 500 番台の Ref 番号が付いている部品はサービスパーツに選定されていません。

FIG. 30 Exit Section 1

2L7/2RL/2TH/2RM/2RN/2ND/2SA/2RJ/2NK/2RR-5

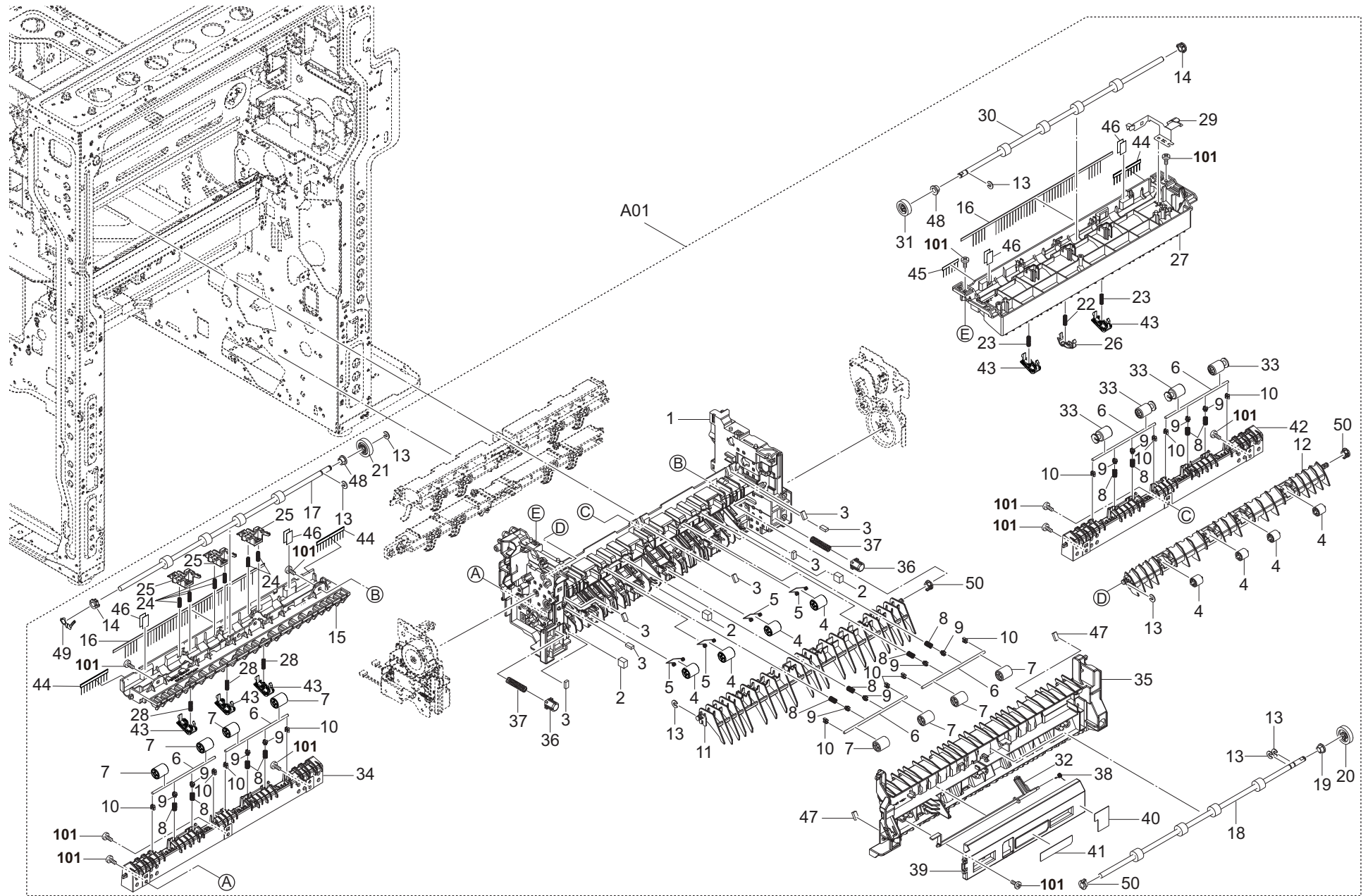


FIG. 30 Exit Section 1

2L7/2RL/2TH/2RM/2RN/2ND/2SA/2RJ/2NK/2RR-5

Ref. No. 番号	Part.No. 部品番号	Alternative. 代替部品番号	Description 部 品 名 称	Notes 備 考	Revision 改 訂	Quantity 個数			
						100 (日本)	120	230	240
A01	302L794191	2L794191	PARTS EXIT UNIT L SP	25ppm/32ppm	4:Design-chg.	1	1	1	1
A01	302ND94082	2ND94082	PARTS EXIT UNIT SP	35ppm/40ppm/50ppm/60ppm/40ppm(m)/50ppm(m)/60ppm(m),60ppm(A)	3:Design-chg./4:Design-chg./4:Others	1	1	1	1
1	*302L728010	2L728010	FRAME EXIT L	25ppm/32ppm		1	1	1	1
1	*302ND28010	2ND28010	FRAME EXIT	35ppm/40ppm/50ppm/60ppm/40ppm(m)/50ppm(m)/60ppm(m),60ppm(A)	4:Others	1	1	1	1
2	*302ND28120	2ND28120	CUSHION GUIDE			3	3	3	3
3	*303H321050	3H321050	CUSHION EJECT GUIDE		3:Quantity-chg.	7	7	7	7
4	*302ND28030	2ND28030	PULLEY GUIDE			8	8	8	8
5	*302ND28641	2ND28641	SPRING HOLDER PULLEY C		3:Part No.-chg.	4	4	4	4
6	*303RG24110	3RG24110	SHAFT PULLEY			6	6	6	6
7	*302ND28580	2ND28580	PULLY EXIT			8	8	8	8
8	*302F928170	2F928170	SPRING PULLEY			12	12	12	12
9	*302ND24290	2ND24290	CAP SPRING			12	12	12	12
10	*302ND29630	2ND29630	CAP HOLDER SHAFT			12	12	12	12
11	*302ND28060	2ND28060	GUIDE CHANGE LOWER			1	1	1	1
12	*302ND28090	2ND28090	GUIDE CHANGE SWITCHBACK			1	1	1	1
13	*302ND08670	2ND08670	CUT-WASHER 4			7	7	7	7
14	*302ND28450	2ND28450	BUSH SLIDE EW		5:Quantity-chg.	2	2	2	2
15	*302ND28050	2ND28050	GUIDE MAIN EXIT UPPER			1	1	1	1
16	*302ND28410	2ND28410	STATIC-ELIMINATOR EXIT			2	2	2	2
17	*302ND94420	2ND94420	PARTS ROLLER MAIN EXIT SP			1	1	1	1
18	*302ND94440	2ND94440	PARTS ROLLER FEED EXIT SP			1	1	1	1
19	*302H024370	2H024370	BUSH 6 EW		4:Quantity-chg.	1	1	1	1
20	*302ND28340	2ND28340	GEAR Z27S			1	1	1	1
21	*302ND28290	2ND28290	GEAR Z27S ONEWAY			1	1	1	1
22	*302ND28530	2ND28530	SPRING GUIDE PUSH JS C			1	1	1	1
23	*302ND28540	2ND28540	SPRING GUIDE PUSH JS FR			2	2	2	2
24	*302ND28500	2ND28500	SPRING GUIDE PUSH			6	6	6	6
25	*302ND28470	2ND28470	HOLDER GUIDE PUSH			3	3	3	3
26	*302NL28010	2NL28010	GUIDE EXIT PUSH JS			1	1	1	1
27	*302ND28080	2ND28080	GUIDE INNER EXIT UPPER			1	1	1	1
28	*302ND28590	2ND28590	SPRING GUIDE PUSH MAIN			3	3	3	3
29	*302ND28390	2ND28390	PLATE EARTH INNER EXIT			1	1	1	1
30	*302ND94430	2ND94430	PARTS ROLLER SWITCHBACK SP			1	1	1	1
31	*302ND28260	2ND28260	GEAR Z23S			1	1	1	1
32	*302ND28330	2ND28330	ACTUATOR SWITCHBACK			1	1	1	1
33	*3V2LV28150	2LV28150	PULLEY EXIT			4	4	4	4
34	*302ND28040	2ND28040	GUIDE MAIN EXIT LOWER			1	1	1	1
35	*302ND28280	2ND28280	GUIDE RIGHT EXIT			1	1	1	1
36	*302K925360	2K925360	CAP SPRING			2	2	2	2
37	*302F914560	2F914560	SPRING LEVER DLP			2	2	2	2
38	*302K928190	2K928190	SPRING-TORSION SWITCHBACK			1	1	1	1
39	*302ND28430	2ND28430	COVER RIGHT EXIT			1	1	1	1
40	*302ND34320	2ND34320	LABEL CAUTION			1	1	1	1
41	*302ND34250	2ND34250	LABEL A1			1	1	1	1
42	*302ND28570	2ND28570	GUIDE INNER EXIT LOWER			1	1	1	1
43	*302ND28490	2ND28490	GUIDE EXIT PUSH F10 T3 S1			5	5	5	5
44	*303NB36460	3NB36460	STATIC-ELIMINATOR EJECT			3	3	3	3

• Parts with a Ref.No. of 500 and above in the illustration indicate they are not selected for service parts.

• イラスト中で 500 番の Ref 番号が付いている部品はサービスパーツに選定されていません。

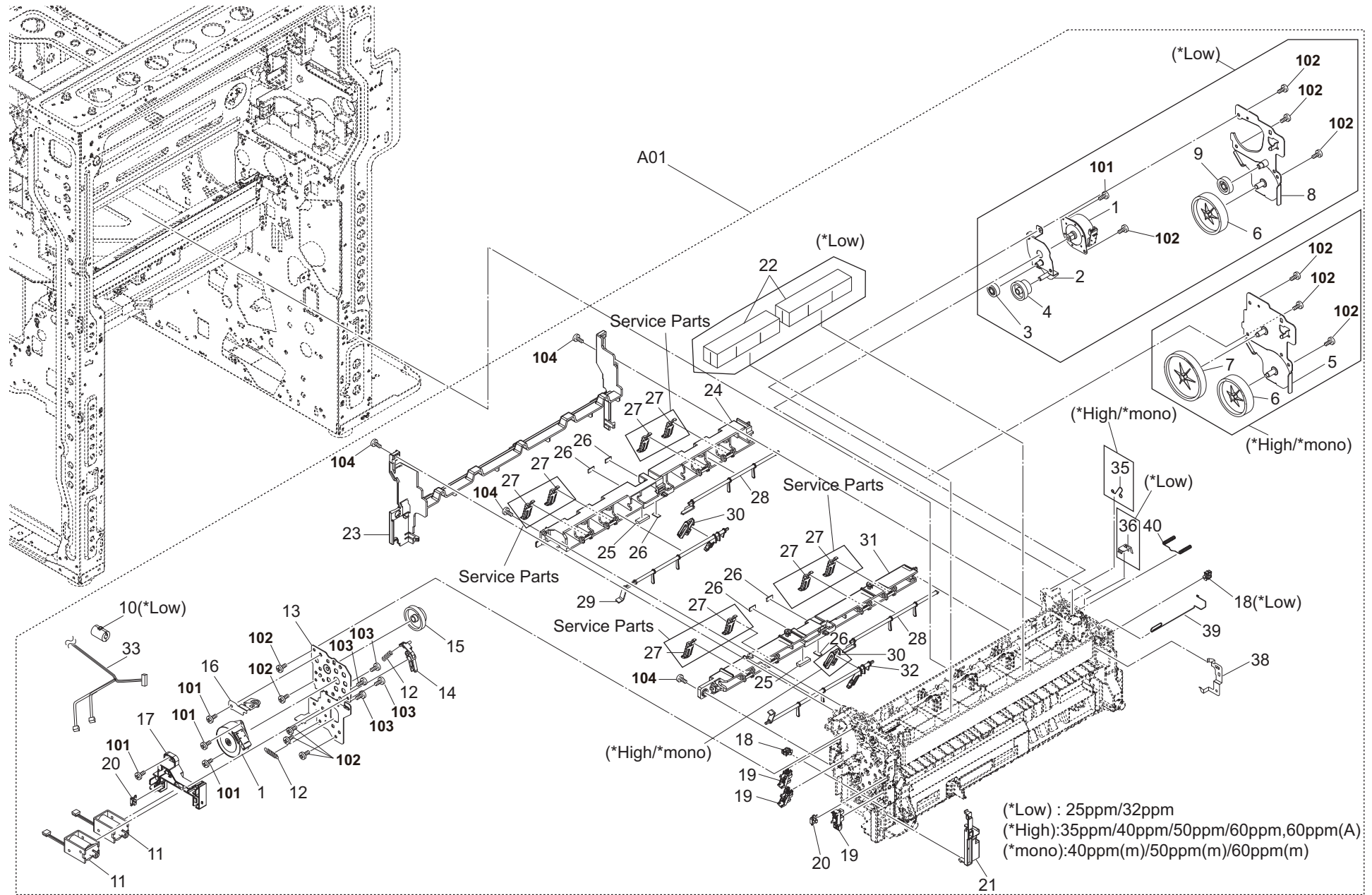


FIG. 31 Exit Section 2

2L7/2RL/2TH/2RM/2RN/2ND/2SA/2RJ/2NK/2RR-4

Ref. No. 番号	Part.No. 部品番号	Alternative. 代替部品番号	Description 部品名称	Notes 備考	Revision 改訂	Quantity 個数			
						100 (日本)	120	230	240
A01	302L794191	2L794191	PARTS EXIT UNIT L SP	25ppm/32ppm	4:Design-chg.	1	1	1	1
A01	302ND94082	2ND94082	PARTS EXIT UNIT SP	35ppm/40ppm/50ppm/60ppm/40ppm(m)/50ppm(m)/60ppm(m),60ppm(A)	3:Design-chg./4:Design-chg./4:Others	1	1	1	1
1	*302ND94490	2ND94490	PARTS MOTOR SWITCHBACK SP	25ppm/32ppm		2	2	2	2
1	*302ND94490	2ND94490	PARTS MOTOR SWITCHBACK SP	35ppm/40ppm/50ppm/60ppm/40ppm(m)/50ppm(m)/60ppm(m),60ppm(A)	4:Design-chg./4:Others	1	1	1	1
2	*302L728030	2L728030	MOUNT EXIT DRIVE REAR B	25ppm/32ppm		1	1	1	1
3	*302L728050	2L728050	GEAR Z32R	25ppm/32ppm		1	1	1	1
4	*302L728040	2L728040	GEAR Z45L Z21S	25ppm/32ppm		1	1	1	1
5	*302ND28250	2ND28250	MOUNT EXIT DRIVE REAR	35ppm/40ppm/50ppm/60ppm/40ppm(m)/50ppm(m)/60ppm(m),60ppm(A)	4:Others	1	1	1	1
6	*302ND28170	2ND28170	GEAR Z63S T0.05P	35ppm/40ppm/50ppm/60ppm/40ppm(m)/50ppm(m)/60ppm(m),60ppm(A)	4:Others	1	1	1	1
7	*302ND28370	2ND28370	GEAR Z78S T0.2P	35ppm/40ppm/50ppm/60ppm/40ppm(m)/50ppm(m)/60ppm(m),60ppm(A)	4:Others	1	1	1	1
8	*302L728020	2L728020	MOUNT EXIT DRIVE REAR A	25ppm/32ppm		1	1	1	1
9	*302LC03100	2LC03100	GEAR Z25S	25ppm/32ppm		1	1	1	1
10	*7YBED6D6V601H01	6V601H01	FERRITE CORE	25ppm/32ppm		1	1	1	1
11	*302K994380	2K994380	PARTS SOLENOID FEED SHIFT SP			2	2	2	2
12	*63706260	63706260	SPRING,STACK BYPASS GEAR			2	2	2	2
13	*302ND28240	2ND28240	MOUNT EXIT DRIVE FRONT			1	1	1	1
14	*302ND28220	2ND28220	LEVER SOLENOID INNER			1	1	1	1
15	*302ND28360	2ND28360	GEAR Z60R Z23S			1	1	1	1
16	*302ND28460	2ND28460	PLATE EARTH FRONT			1	1	1	1
17	*302ND28310	2ND28310	GUIDE WIRE			1	1	1	1
18	*7YZM610006++H01	M70AK010	WIRE SADDLE,RMS-1V0(TAKEUCHI)	25ppm/32ppm		2	2	2	2
18	*7YZM610006++H01	M70AK010	WIRE SADDLE,RMS-1V0(TAKEUCHI)	35ppm/40ppm/50ppm/60ppm/40ppm(m)/50ppm(m)/60ppm(m),60ppm(A)	4:Others	1	1	1	1
19	*302P794010	2P794010	PARTS SENSOR OPT. SP			3	3	3	3
20	*7YZM210006++H01	006++H01	ACCESS.EDGING			2	2	2	2
21	*302ND28420	2ND28420	COVER SENSOR			1	1	1	1
22	*302L728080	2L728080	SPONGE WIRE	25ppm/32ppm		2	2	2	2
23	*302ND28200	2ND28200	COVER EXIT			1	1	1	1
24	*302ND28210	2ND28210	COVER INNER EXIT			1	1	1	1
25	*302GR05080	2GR05080	CUSHION HANDLE A			2	2	2	2
26	*303H321070	3H321070	CUSHION FEED SHIFT GUIDE			6	6	6	6
27	*302ND28320	2ND28320	GUIDE EXIT OVER FLOW	Service Parts		8	8	8	8
28	*302ND28180	2ND28180	ACTUATOR MAIN EXIT FULL B			2	2	2	2
29	*302ND28140	2ND28140	ACTUATOR INNER EXIT FULL A			1	1	1	1
30	*302ND28190	2ND28190	ATTACHMENT ACT	25ppm/32ppm		1	1	1	1
30	*302ND28190	2ND28190	ATTACHMENT ACT	35ppm/40ppm/50ppm/60ppm/40ppm(m)/50ppm(m)/60ppm(m),60ppm(A)	3:Add/4:Others	2	2	2	2
31	*302ND28070	2ND28070	COVER MAIN EXIT			1	1	1	1
32	*302ND28150	2ND28150	ACTUATOR MAIN EXIT FULL A			1	1	1	1
33	*302ND46200	2ND46200	CONN.CORD ASSY EXIT	35ppm/40ppm/50ppm/60ppm/40ppm(m)/50ppm(m)/60ppm(m),60ppm(A)	4:Others	1	1	1	1
33	*302L746150	2L746150	CONN.CORD ASSY EXIT	25ppm/32ppm		1	1	1	1
34					4:Dell				

• Parts with a Ref.No. of 500 and above in the illustration indicate they are not selected for service parts.

• イラスト中で 500 番台の Ref 番号が付いている部品はサービスパーツに選定されていません。

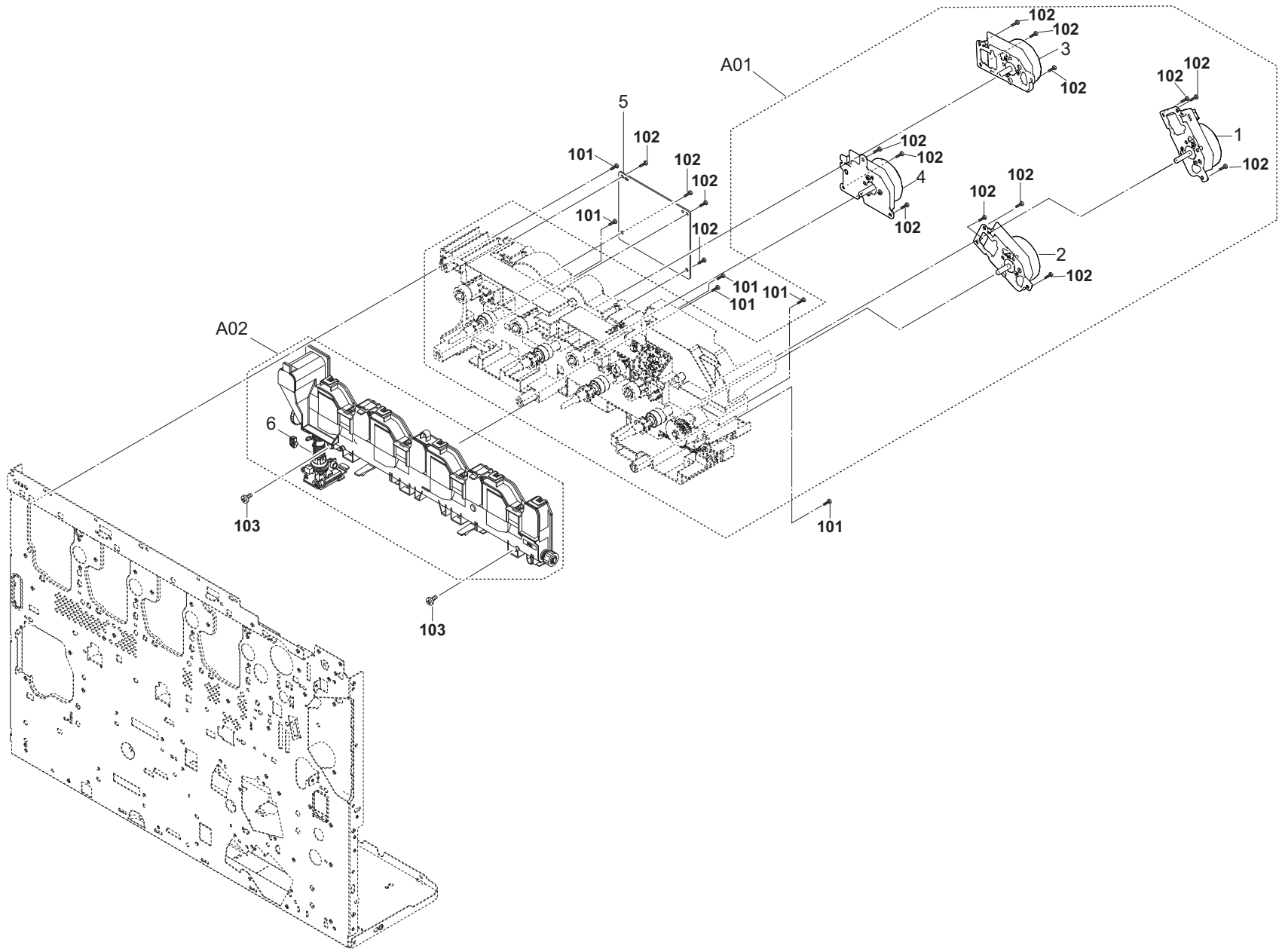


FIG. 32 Drive Section 1 (25ppm/32ppm)

2L7/2RL/2TH/2RM/2RN/2ND/2SA/2RJ/2NK/2RR-5

Ref. No. 番号	Part.No. 部品番号	Alternative. 代替部品番号	Description 部 品 名 称	Notes 備 考	Revision 改 訂	Quantity 個数			
						100(日本)	120	230	240
A01	302L793120	2L793120	DR-8350			1	1	1	1
1	*302ND94550	2ND94550	PARTS MOTOR-BL W30 DRUM SET SP			1	1	1	1
2	*302ND94530	2ND94530	PARTS MOTOR-BL W20 DRUM Z11 SET SP			1	1	1	1
3	*302ND94510	2ND94510	PARTS MOTOR-BL W20 SET SP			1	1	1	1
4	*302ND94750	2ND94750	PARTS MOTOR-BL W20 DRUM Z11 ASSY SP			1	1	1	1
5	302L794120	2L794120	PARTS PWB FEED IMAGE ASSY SP			1	1	1	1
A02	302L794021	2L794021	PARTS BOX WASTE L ASSY SP		5:Design-chg.	1	1	1	1
6	*7YZM610007++H01	YZ023340	ACCESS.SADDLE			1	1	1	1
101	7BB702308H	BB107060	+TP-FLAT T.T S SCREW 3X8 SR						
102	7BB700308H	BB105600	+BIND T.T S SCREW 3X8 SR						
103	7BB200308H	BB105660	+BIND T.T P SCREW 3X8		5:Add				

• Parts with a Ref.No. of 500 and above in the illustration indicate they are not selected for service parts.

・イラスト中で 500 番台の Ref 番号が付いている部品はサービスパーツに選定されていません。

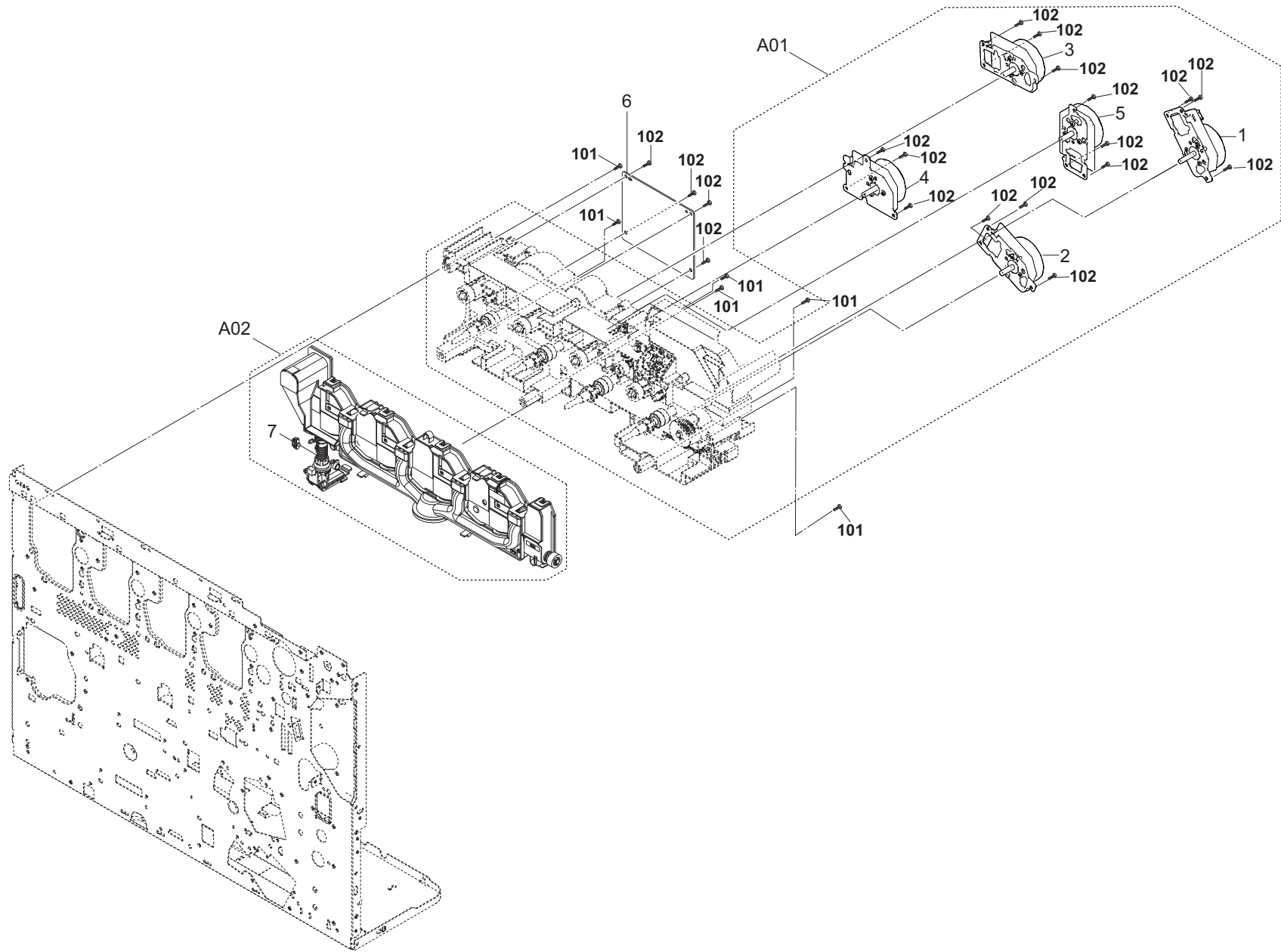


FIG. 32 Drive Section 1 (35ppm/40ppm/50ppm/60ppm/60ppm(A))

2L7/2RL/2TH/2RM/2RN/2ND/2SA/2RJ/2NK/2RR-5

Ref. No. 番号	Part.No. 部品番号	Alternative. 代替部品番号	Description 部品名称	Notes 備考	Revision 改訂	Quantity 個数			
						100(日本)	120	230	240
A01	302ND93140	2ND93140	DR-8550			1	1	1	1
1	*302ND94550	2ND94550	PARTS MOTOR-BL W30 DRUM SET SP			1	1	1	1
2	*302ND94530	2ND94530	PARTS MOTOR-BL W20 DRUM Z11 SET SP			1	1	1	1
3	*302ND94540	2ND94540	PARTS MOTOR-BL W30 SET SP			1	1	1	1
4	*302ND94520	2ND94520	PARTS MOTOR-BL W30 SET SP			1	1	1	1
5	*302ND94510	2ND94510	PARTS MOTOR-BL W20 SET SP			1	1	1	1
6	302ND94270	2ND94270	PARTS PWB FEED IMAGE ASSY SP			1	1	1	1
A02	302ND94011	2ND94011	PARTS BOX WASTE H ASSY SP		5:Design-chg.	1	1	1	1
7	*7YZM610007++H01	YZ023340	ACCESS.SADDLE			1	1	1	1
101	7BB702308H	BB107060	+TP-FLAT T.T S SCREW 3X8 SR						
102	7BB700308H	BB105600	+BIND T.T S SCREW 3X8 SR						

• Parts with a Ref.No. of 500 and above in the illustration indicate they are not selected for service parts.

・イラスト中で 500 番台の Ref 番号が付いている部品はサービスパーツに選定されていません。

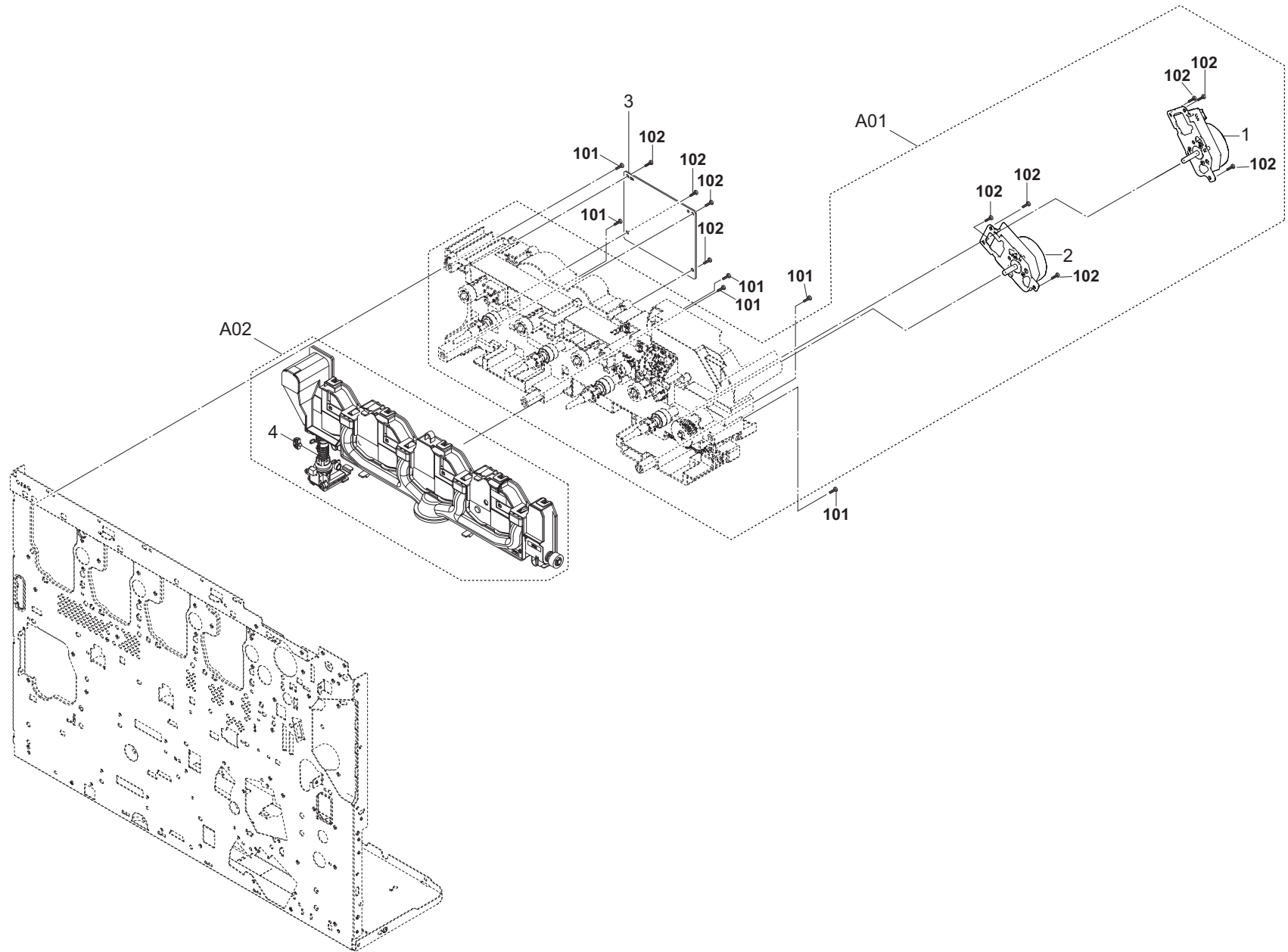


FIG. 32 Drive Section 1 (40ppm(m)/50ppm(m)/60ppm(m))

2L7/2RL/2TH/2RM/2RN/2ND/2SA/2RJ/2NK/2RR-5

Ref. No. 番号	Part.No. 部品番号	Alternative. 代替部品番号	Description 部品名称	Notes 備考	Revision 改訂	Quantity 個数			
						100(日本)	120	230	240
A01	302NK93020	2NK93020	DR-6500			1	1	1	1
1	*302ND94550	2ND94550	PARTS MOTOR-BL W30 DRUM SET SP			1	1	1	1
2	*302ND94530	2ND94530	PARTS MOTOR-BL W20 DRUM Z11 SET SP			1	1	1	1
3	302NK94080	2NK94080	PARTS PWB FEED IMAGE ASSY SP			1	1	1	1
A02	302NK94011	2NK94011	PARTS BOX WASTE MONO ASSY SP		5:Design-chg.	1	1	1	1
4	*7YZM610007++H01	YZ023340	ACCESS.SADDLE			1	1	1	1
101	7BB702308H	BB107060	+TP-FLAT T.T S SCREW 3X8 SR						
102	7BB700308H	BB105600	+BIND T.T S SCREW 3X8 SR						

• Parts with a Ref.No. of 500 and above in the illustration indicate they are not selected for service parts.

・イラスト中で 500 番台の Ref 番号が付いている部品はサービスパーツに選定されていません。

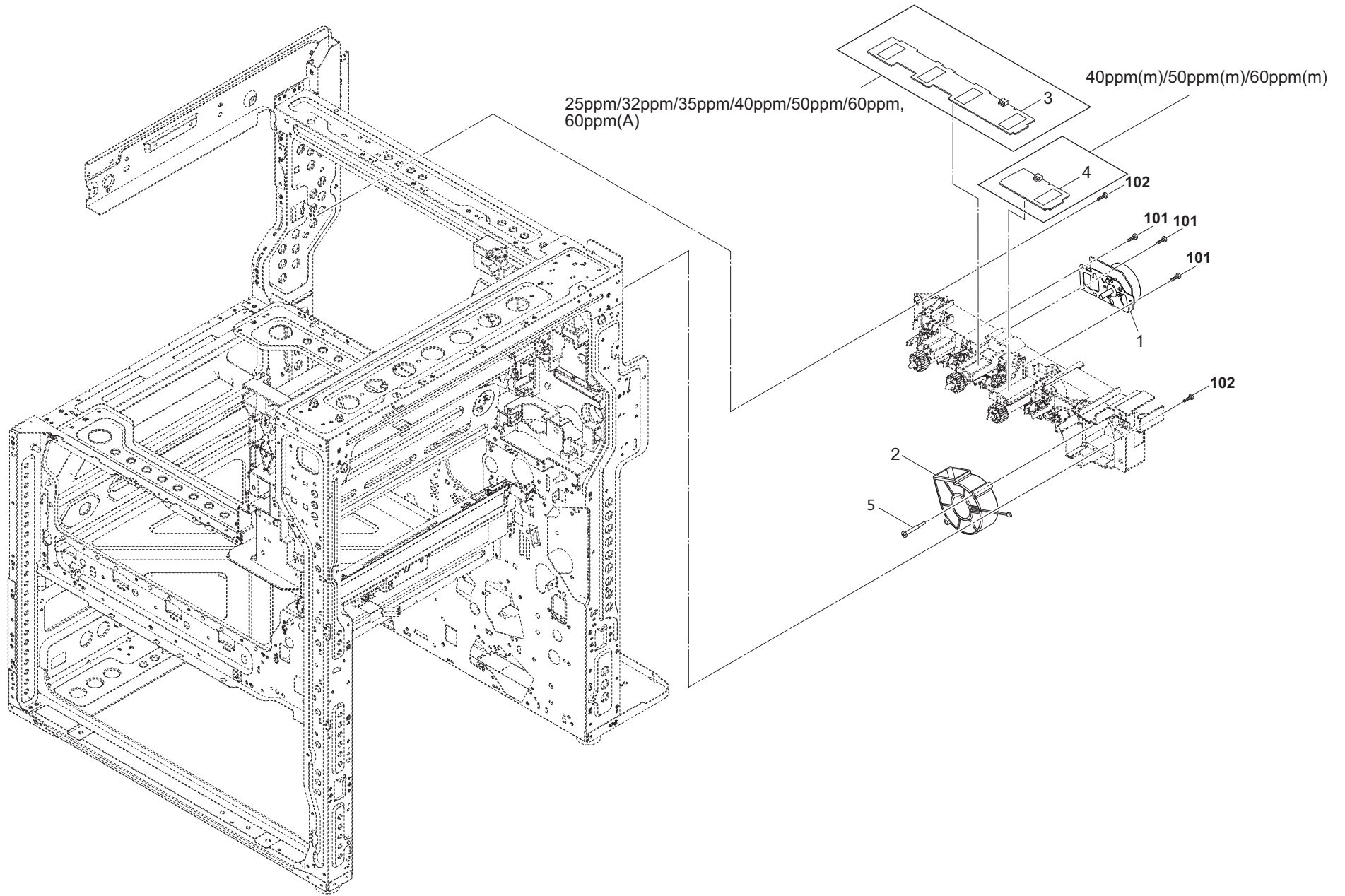


FIG. 33 Drive Section 2

2L7/2RL/2TH/2RM/2RN/2ND/2SA/2RJ/2NK/2RR-4

Ref. No. 番号	Part.No. 部品番号	Alternative. 代替部品番号	Description 部品名称	Notes 備考	Revision 改訂	Quantity 個数			
						100 (日本)	120	230	240
1	302NK94100	2NK94100	PARTS MOTOR-BL W10 SP	40ppm(m)/50ppm(m)/60ppm(m)		1	1	1	1
1	302ND94780	2ND94780	PARTS MOTOR-BL W20 ASSY SP	25ppm/32ppm/35ppm/40ppm/50ppm/ 60ppm,60ppm(A)	4:Others	1	1	1	1
2	302K994350	2K994350	PARTS FAN COOLING DLP 70 SP			1	1	1	1
3	302ND94260	2ND94260	PARTS PWB RFID ASSY SP	25ppm/32ppm/35ppm/40ppm/50ppm/ 60ppm,60ppm(A)	4:Others	1	1	1	1
4	302NK94070	2NK94070	PARTS PWB RFID ASSY SP	40ppm(m)/50ppm(m)/60ppm(m)		1	1	1	1
5	302H733430	2H733430	SCREW FAN			1	1	1	1
101	7BB700308H	BB105600	+BIND T.T S SCREW 3X8 SR						
102	7BB702308H	BB107060	+TP-FLAT T.T S SCREW 3X8 SR						
103					2:Others/4:Del				

• Parts with a Ref.No. of 500 and above in the illustration indicate they are not selected for service parts.

• イラスト中で 500 番台の Ref 番号が付いている部品はサービスパーツに選定されていません。

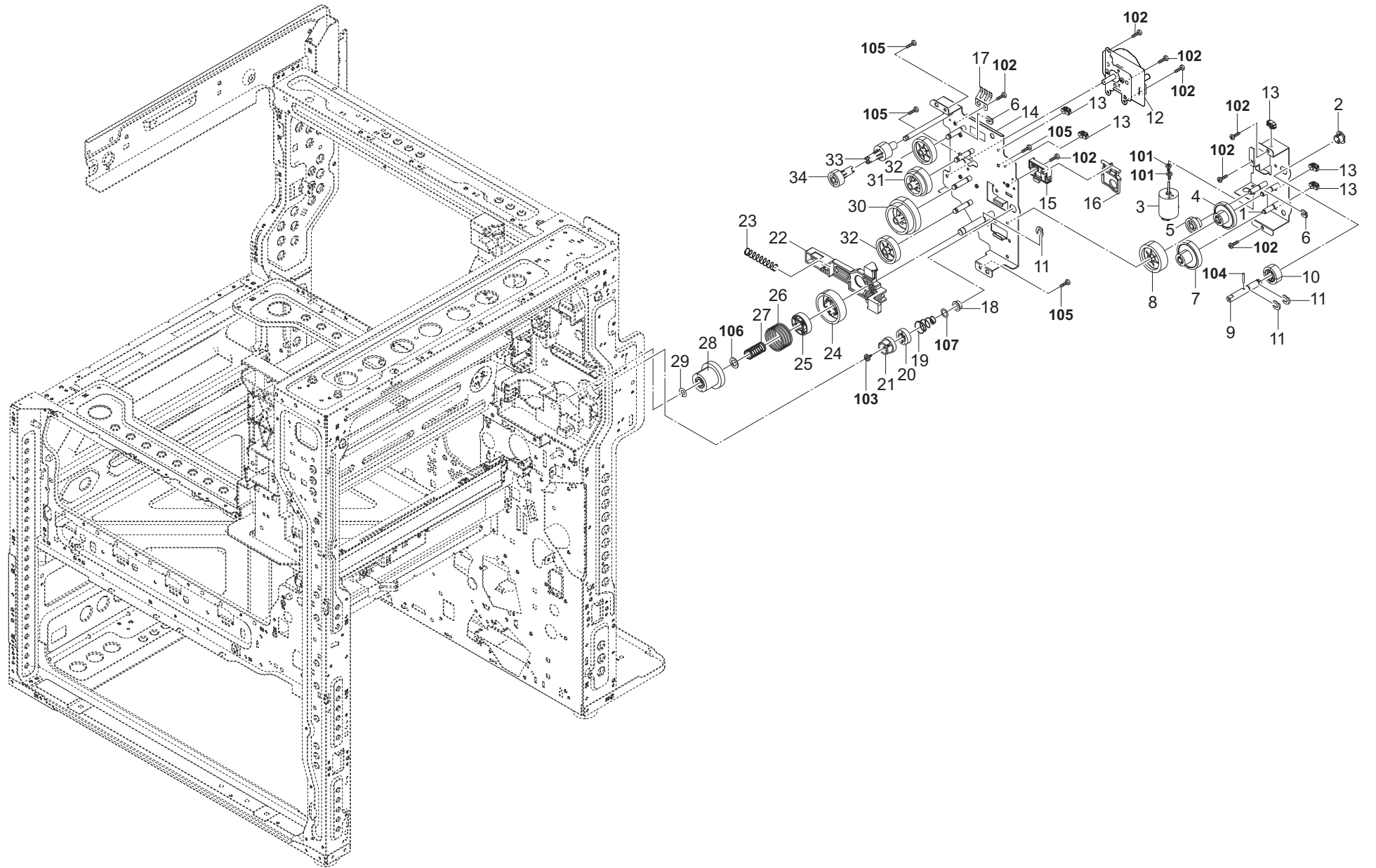


FIG. 34 Drive Section 3

2L7/2RL/2TH/2RM/2RN/2ND/2SA/2RJ/2NK/2RR-4

Ref. No. 番号	Part.No. 部品番号	Alternative. 代替部品番号	Description 部品名称	Notes 備考	Revision 改訂	Quantity 個数			
						100(日本)	120	230	240
1	302ND31450	2ND31450	PLATE FUSER RELEASE			1	1	1	1
2	302ND31910	2ND31910	BUSH SNAP			1	1	1	1
3	302ND94050	2ND94050	PARTS DC MOTOR ASSY B SP			1	1	1	1
4	302ND31470	2ND31470	GEAR Z17S-Z42S			1	1	1	1
5	302ND31490	2ND31490	GEAR Z40L Z14S			1	1	1	1
6	5MVX111DN003	111DN003	RING STOPPER/A-49 FEED A4			2	2	2	2
7	302ND31460	2ND31460	GEAR Z13S-Z43S			1	1	1	1
8	302ND31480	2ND31480	GEAR Z35S			1	1	1	1
9	302ND31500	2ND31500	SHAFT_FUSER RELEASE			1	1	1	1
10	302ND31510	2ND31510	GEAR Z20S FUSER RELEASE			1	1	1	1
11	2BC06910	2BC06910	STOPPER 6			3	3	3	3
12	302ND94760	2ND94760	PARTS MOTOR-BL W20 ASSY SP			1	1	1	1
13	7YZM610007++H01	YZ023340	ACCESS.SADDLE		3:Quantity-chg.	5	5	5	5
14	302L731010	2L731010	PLATE FUSER DRIVE	25ppm/32ppm		1	1	1	1
14	302ND31350	2ND31350	PLATE FUSER DRIVE	35ppm/40ppm/50ppm/60ppm/40ppm(m)/50ppm(m)/60ppm(m),60ppm(A)	4:Others	1	1	1	1
15	302ND31850	2ND31850	RAIL RELEASE			1	1	1	1
16	302ND31530	2ND31530	PLATE WORK FUSER			1	1	1	1
17	302H017380	2H017380	GROUND BASE SCANNER			1	1	1	1
18	302H024830	2H024830	BUSH 8			1	1	1	1
19	302ND31830	2ND31830	SPRING COUPLING RELEASE			1	1	1	1
20	302ND31550	2ND31550	COUPLING REST			1	1	1	1
21	302ND31540	2ND31540	COUPLING CLAW			1	1	1	1
22	302ND31370	2ND31370	LEVER FUSER RELEASE			1	1	1	1
23	302ND31400	2ND31400	SPRING LEVER RELEASE			1	1	1	1
24	302ND31320	2ND31320	GEAR Z51S JOINT			1	1	1	1
25	302ND31360	2ND31360	JOINT FUSER DRIVE			1	1	1	1
26	302ND31390	2ND31390	SPRING FUSER			1	1	1	1
27	302ND31380	2ND31380	SPRING JOINT			1	1	1	1
28	302ND31310	2ND31310	GEAR Z23S FUSER			1	1	1	1
29	302H714930	2H714930	CUT WASHER 6 12 25			1	1	1	1
30	302ND31340	2ND31340	GEAR Z90R Z48S			1	1	1	1
31	302L731020	2L731020	GEAR Z43S Z72R	25ppm/32ppm		1	1	1	1
31	302ND31440	2ND31440	GEAR Z37S Z68R	35ppm/40ppm/50ppm/60ppm/40ppm(m)/50ppm(m)/60ppm(m),60ppm(A)	4:Others	1	1	1	1
32	302ND31330	2ND31330	GEAR Z42S IDLE			2	2	2	2
33	302L731030	2L731030	GEAR Z29S EXIT	25ppm/32ppm		1	1	1	1
33	302ND31420	2ND31420	GEAR Z24S EXIT	35ppm/40ppm/50ppm/60ppm/40ppm(m)/50ppm(m)/60ppm(m),60ppm(A)	4:Others	1	1	1	1
34	302ND31410	2ND31410	GEAR Z23S EXIT			1	1	1	1
101	7BB000303H	BB107000	+BIND M SCREW 3X3						
102	7BB700308H	BB105600	+BIND T.T S SCREW 3X8 SR						
103	7BB607406H	BB107150	+TP-CUP M SCREW 4X6 R						
104	7BP512014B0CH01	BP126450	PARALLEL PIN 2.0X14						
105	7BB200308H	BB105660	+BIND T.T P SCREW 3X8						
106	C2895140	C2895140	SHIM 8.2X14X0.8T						
107	C2895110	48325501	SHIM 8.2-0.13T						

• Parts with a Ref.No. of 500 and above in the illustration indicate they are not selected for service parts.

• イラスト中で 500 番の Ref 番号が付いている部品はサービスパーツに選定されていません。

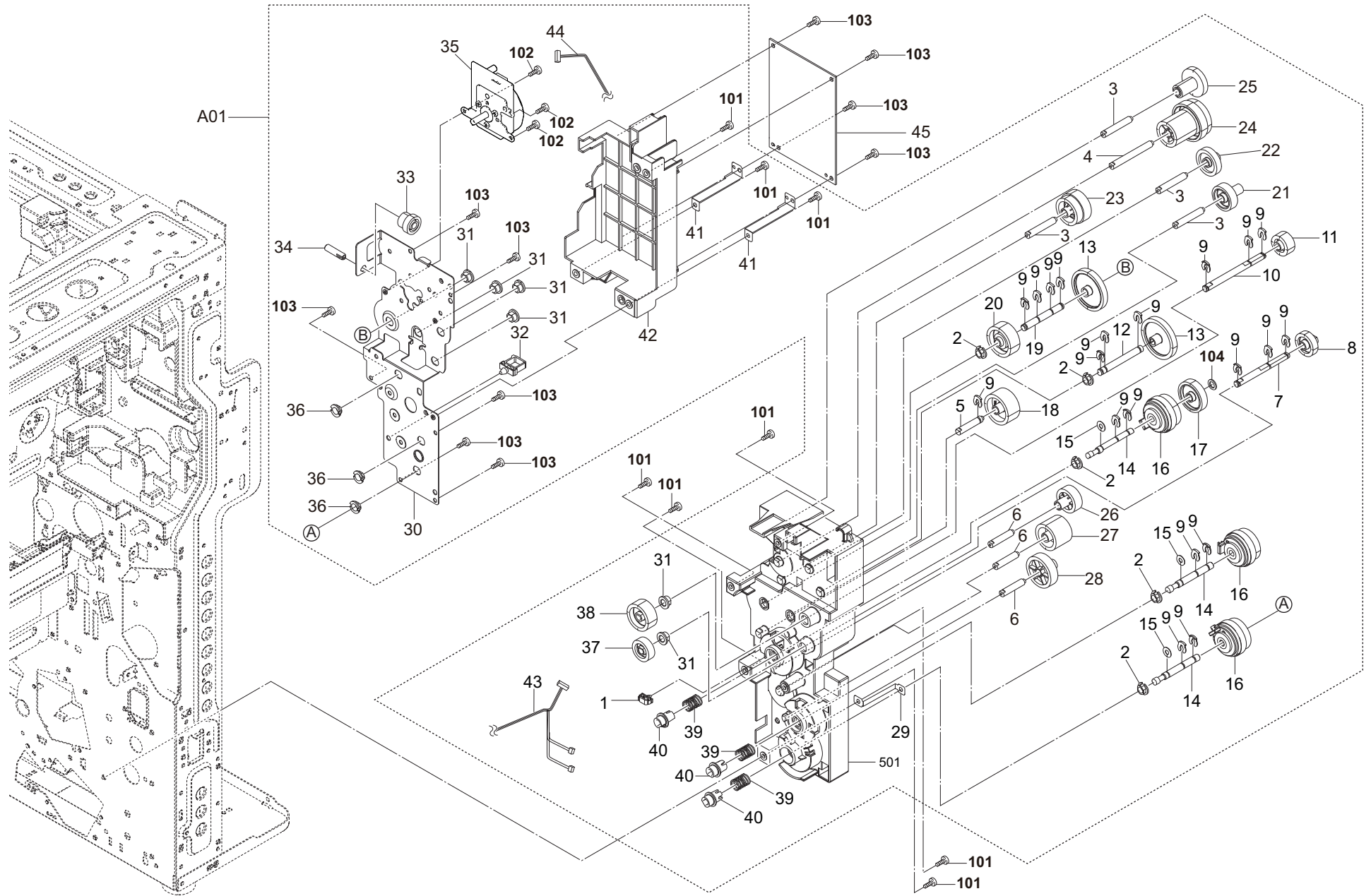


FIG. 35 Drive Section 4

2L7/2RL/2TH/2RM/2RN/2ND/2SA/2RJ/2NK/2RR

Ref. No. 番号	Part.No. 部品番号	Alternative. 代替部品番号	Description 部品名称	Notes 備考	Revision 改訂	Quantity 個数			
						100(日本)	120	230	240
A01	302L794040	2L794040	PARTS FEED DRIVE L ASSY SP			1	1	1	1
1	*7YZM610007++H01	YZ2023340	ACCESS.SADDLE			1	1	1	1
2	*302LV31480	2LV31480	BUSH DRIVE POM			5	5	5	5
3	*302ND31700	2ND31700	PIN FEED			4	4	4	4
4	*302ND31730	2ND31730	PIN REGIST			1	1	1	1
5	*302ND31900	2ND31900	PIN FEED B			1	1	1	1
6	*302ND31270	2ND31270	PIN DRUM DRIVE			3	3	3	3
7	*302ND31710	2ND31710	SHAFT JOINT MID			1	1	1	1
8	*302ND31620	2ND31620	GEAR Z26R			1	1	1	1
9	*5MVX111DN003	2A806250	RING STOPPER/A-49 FEED A4			20	20	20	20
10	*302ND31720	2ND31720	SHAFT JOINT DU			1	1	1	1
11	*302ND31630	2ND31630	GEAR Z23R			1	1	1	1
12	*302ND31740	2ND31740	SHAFT FEED			1	1	1	1
13	*302ND31590	2ND31590	GEAR Z47L			2	2	2	2
14	*302ND31690	2ND31690	SHAFT CLUTCH FEED			3	3	3	3
15	*302HG12310	2HG12310	CUT WASHER 4			3	3	3	3
16	*302RH94090	2RH94090	PARTS CLUTCH 35 Z35R SP			3	3	3	3
17	*302K931510	2K931510	GEAR Z35R			1	1	1	1
18	*302HN31200	2HN31200	GEAR Z35L			1	1	1	1
19	*302ND31680	2ND31680	SHAFT FEED OW			1	1	1	1
20	*302ND94570	2ND94570	PARTS ONE WAY CLUTCH ASSY SP			1	1	1	1
21	*302K931550	2K931550	GEAR Z27L			1	1	1	1
22	*302K031310	2K031310	GEAR MIDDLE CLN Z30R			1	1	1	1
23	*302ND31780	2ND31780	GEAR Z56R-Z31R			1	1	1	1
24	*302ND31580	2ND31580	GEAR Z71R-Z29L-Z42S			1	1	1	1
25	*302ND31660	2ND31660	GEAR Z16R-Z33S			1	1	1	1
26	*302JZ31170	2JZ31170	GEAR Z27L MAIN			1	1	1	1
27	*302K331140	2K331140	GEAR Z30R IDLE			1	1	1	1
28	*302H731500	2H731500	GEAR Z36L MAIN			1	1	1	1
29	*302ND31760	2ND31760	PLATE EARTH FEED			1	1	1	1
30	*302ND31570	2ND31570	PLATE FEED DRIVE			1	1	1	1
31	*302H702590	2H702590	BUSH SCREW			6	6	6	6
32	*7YZM610001++H01	YZ010230	ACCESS SADDLE			1	1	1	1
33	*302ND31670	2ND31670	GEAR Z16S-Z24R			1	1	1	1
34	*302ND03700	2ND03700	PIN HINGE GEAR			1	1	1	1
35	*302ND94770	2ND94770	PARTS MOTOR-BL W30 ASSY SP			1	1	1	1
36	*302ND28270	2ND28270	BUSH SLIDE			3	3	3	3
37	*302ND31600	2ND31600	GEAR Z24R			1	1	1	1
38	*302ND31640	2ND31640	GEAR Z31R			1	1	1	1
39	*302HN31410	2HN31410	SPRING FEED			3	3	3	3
40	*302HN31660	2HN31660	JOINT SHAFT CASSETTE			3	3	3	3
41	*302ND31790	2ND31790	PLATE EARTH FEED A			2	2	2	2
42	*302ND31770	2ND31770	GUIDE FEED			1	1	1	1
43	*302ND46060	2ND46060	CONN.CORD ASSY FEED CLUTCH			1	1	1	1
44	*302ND46160	2ND46160	CONN.CORD ASSY FEED MOTOR			1	1	1	1
45	302ND94280	2ND94280	PARTS PWB FEED DRIVE ASSY SP			1	1	1	1
101	7BB702308H	BB107060	+TP-FLAT T.T S SCREW 3X8 SR						
102	7BB700308H	BB105600	+BIND T.T S SCREW 3X8 SR						
103	7BB200308H	BB105660	+BIND T.T P SCREW 3X8						
104	7BC06062A0A0H01	BC056490	POLY SLIDER WASHER 6.2X10X1.0T						

• Parts with a Ref.No. of 500 and above in the illustration indicate they are not selected for service parts.

• イラスト中で 500 番台の Ref 番号が付いている部品はサービスパーツに選定されていません。

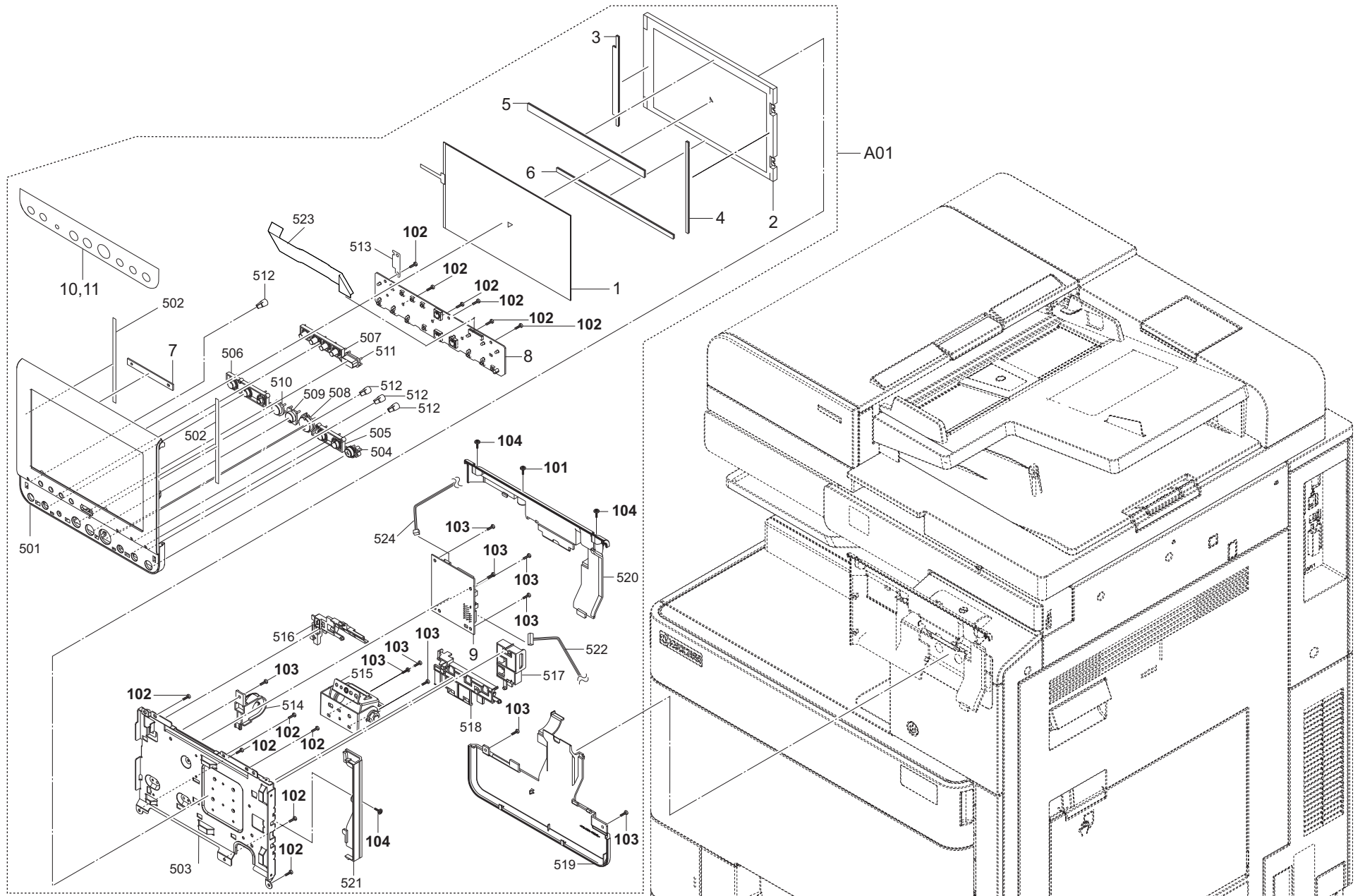


FIG. 36 Operation Section

2L7/2RL/2TH/2RM/2RN/2ND/2SA/2RJ/2NK/2RR-4

Ref. No. 番号	Part.No. 部品番号	Alternative. 代替部品番号	Description 部品名称	Notes 備考	Revision 改訂	Quantity 個数			
						100(日本)	120	230	240
A01	302ND94151	2ND94151	PARTS OPERATION UNIT SP	25ppm/32ppm,35ppm/40ppm/50ppm/ 60ppm,40ppm(m)/50ppm(m)/60ppm(m)	4:Design-chg./4:Others	1	1	1	1
A01	302RR94010	2RR94010	PARTS OPERATION UNIT SP	60ppm(A)	4:Add	1	1	1	1
1	*302RH94070	2RH94070	PARTS TABLET OPERATION SP			1	1	1	1
2	*302RH94060	2RH94060	PARTS LCD OPERATION SP			1	1	1	1
3	*302RH05210	2RH05210	SPONGE LCD A			1	1	1	1
4	*302RH05220	2RH05220	SPONGE LCD B			1	1	1	1
5	*302RH05230	2RH05230	SPONGE LCD C			1	1	1	1
6	*302RH05240	2RH05240	SPONGE LCD D			1	1	1	1
7	*302RH94050	2RH94050	PARTS PWB NFC ASSY SP			1	1	1	1
8	*302RH94040	2RH94040	PARTS PWB OPERATION ASSY SP			1	1	1	1
9	*302RH94030	2RH94030	PARTS PWB PANEL MAIN ASSY SP			1	1	1	1
10	*302RH05350	2RH05350	SHEET OPERATION JP	25ppm/32ppm,35ppm/40ppm/50ppm/ 60ppm,40ppm(m)/50ppm(m)/60ppm(m)	4:Add	1	1	1	1
10	*302RR05050	2RR05050	SHEET OPERATION JP	60ppm(A)	4:Add	1	1	1	1
11	*302RH05340	2RH05340	SHEET OPERATION	25ppm/32ppm,35ppm/40ppm/50ppm/ 60ppm,40ppm(m)/50ppm(m)/60ppm(m)	4:Add	1	1	1	1
11	*302RR05040	2RR05040	SHEET OPERATION ENG	60ppm(A)	4:Add	1	1	1	1
101	7BB282308H	BB111240	+TP-FLAT T.T P SCREW 3X8(BLACK)						
102	7BB200308H	BB105660	+BIND T.T P SCREW 3X8						
103	7BB702308H	BB107060	+TP-FLAT T.T S SCREW 3X8 SR						
104	7BB782308H	BB111300	+TP-FLAT T.T S SCREW 3X8 SR(BLACK)						

• Parts with a Ref.No. of 500 and above in the illustration indicate they are not selected for service parts.

• イラスト中で 500 番の Ref 番号が付いている部品はサービスパーツに選定されていません。

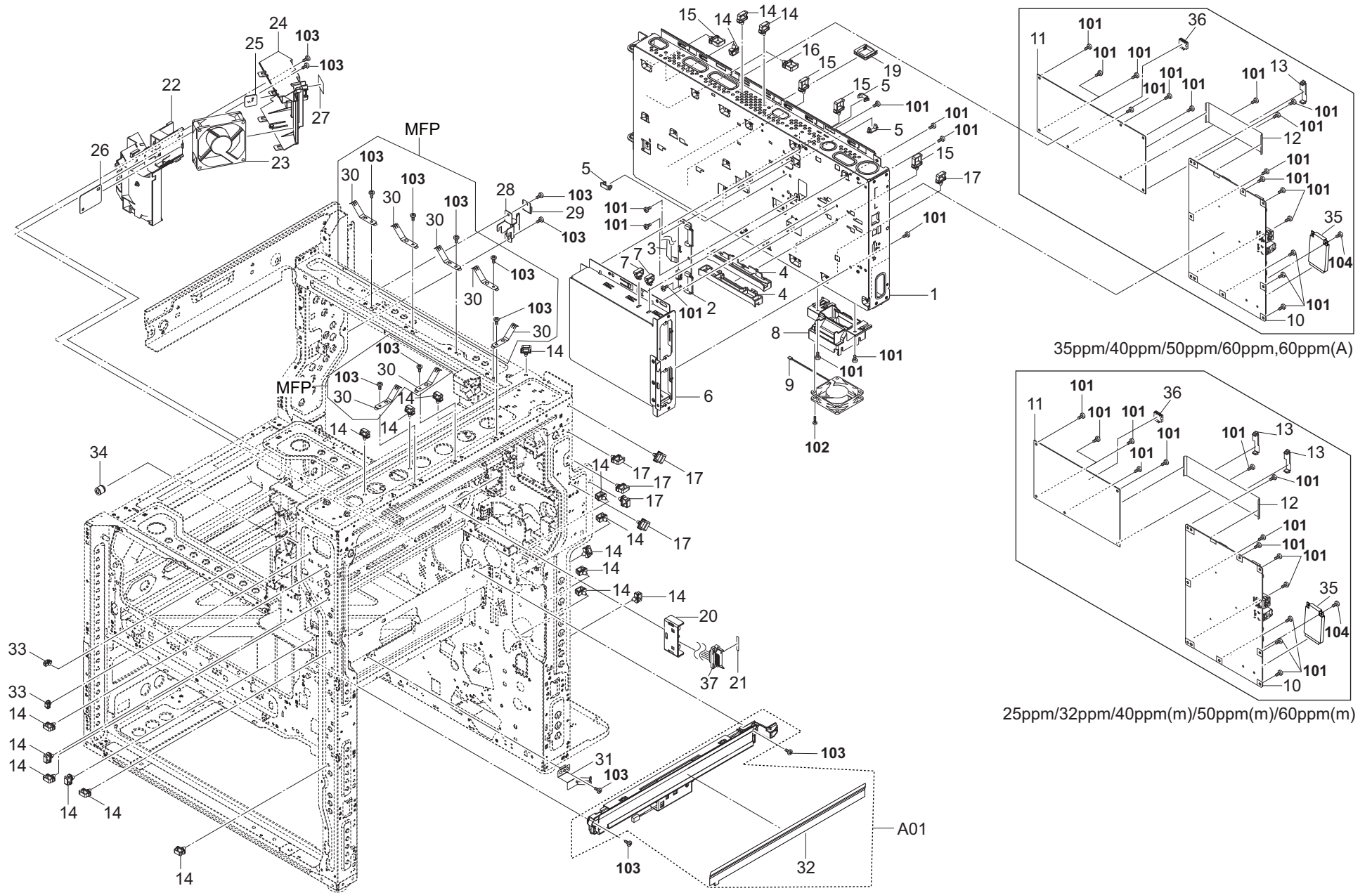


FIG. 37 Electrical Components 1

2L7/2RL/2TH/2RM/2RN/2ND/2SA/2RJ/2NK/2RR-5

Ref. No. 番号	Part.No. 部品番号	Alternative. 代替部品番号	Description 部品名称	Notes 備考	Revision 改訂	Quantity 個数			
						100 (日本)	120	230	240
1	302ND39010	2ND39010	CONT BOX			1	1	1	1
2	302K994270	2K994270	PARTS PWB KUIO ASSY SP			1	1	1	1
3	302ND46520	2ND46520	CONN.CORD ASSY FFC MAIN KUIO			1	1	1	1
4	302R439070	2R439070	RAIL KUIO			2	2	2	2
5	7YZM390011++H01	YZ050250	ACCESS.CLAMP			3	3	3	3
6	302ND39020	2ND39020	CONT BOX SUB			1	1	1	1
7	7YZM610010++H01	YZ042990	ACCESS.SADDLE			2	2	2	2
8	302ND33010	2ND33010	DUCT CONTROLLER			1	1	1	1
9	302FZ44040	2FZ44040	FAN BOX COOLING			1	1	1	1
10	302L794082	2L794082	PARTS PWB MAIN ASSY SP	25ppm/32ppm	5:Design-chg.	1			1
10	302L794092	2L794092	PARTS PWB MAIN ASSY EU SP	25ppm/32ppm	5:Design-chg. 2:Del			1	
10	302ND94232	2ND94232	PARTS PWB MAIN ASSY SP	35ppm/40ppm/50ppm/60ppm	5:Design-chg.	1	1		1
10	302ND94242	2ND94242	PARTS PWB MAIN ASSY EU SP	35ppm/40ppm/50ppm/60ppm	5:Design-chg.			1	
10	302NK94041	2NK94041	PARTS PWB MAIN ASSY SP	40ppm(m)/50ppm(m)/60ppm(m)	3:Design-chg.	1	1		1
10	302NK94052	2NK94052	PARTS PWB MAIN ASSY EU SP	40ppm(m)/50ppm(m)/60ppm(m)	5:Design-chg.			1	
10	302RR94020	2RR94020	PARTS PWB MAIN ASSY SP	60ppm(A)	4:Add	1	1		1
10	302RR94030	2RR94030	PARTS PWB MAIN ASSY EU SP	60ppm(A)	4:Add			1	
11	302L794111	2L794111	PARTS PWB ENGINE ASSY SP	25ppm/32ppm	5:Design-chg.	1	1	1	1
11	302ND94251	2ND94251	PARTS PWB ENGINE ASSY SP	35ppm/40ppm/50ppm/60ppm	5:Design-chg.	1	1	1	1
11	302NK94061	2NK94061	PARTS PWB ENGINE ASSY SP	40ppm(m)/50ppm(m)/60ppm(m)	5:Design-chg.	1	1	1	1
11	302RR94040	2RR94040	PARTS PWB ENGINE ASSY SP	60ppm(A)	4:Add	1	1	1	1
12	302L746100	2L746100	CONN.CORD ASSY FFC MAIN ENGINE	25ppm/32ppm/40ppm(m)/50ppm(m)/60ppm(m)		1	1	1	1
12	302ND46510	2ND46510	CONN.CORD ASSY FFC MAIN ENGINE	35ppm/40ppm/50ppm/60ppm,60ppm(A)	4:Others	1	1	1	1
13	7YZM390003++H01	YZ042070	ACCESS.CLAMP	25ppm/32ppm/40ppm(m)/50ppm(m)/60ppm(m)		2	2	2	2
13	7YZM390003++H01	YZ042070	ACCESS.CLAMP	35ppm/40ppm/50ppm/60ppm,60ppm(A)	4:Others	1	1	1	1
14	7YZM610001++H01	YZ010230	ACCESS SADDLE			19	19	19	19
15	7YZM610003++H01	YZ010250	ACCESS SADDLE			4	4	4	4
16	7YZM610004++H01	YZ012210	ACCESS SADDLE			1	1	1	1
17	7YZM610002++H01	YZ010240	ACCESS SADDLE			6	6	6	6
18					5:Del				
19	7YZM210013++H01	YZ146100	ACCESS.EDGING			1	1	1	1
20	302ND02290	2ND02290	HOLDER FUSER DRAWER			1	1	1	1
21	302ND39320	2ND39320	SHEET FUSER DRAWER			1	1	1	1
22	302ND33030	2ND33030	DUCT LVU FAN B			1	1	1	1
23	302K094300	2K094300	PARTS FAN MOTOR SP			1	1	1	1
24	302ND33020	2ND33020	DUCT LVU FAN A			1	1	1	1
25	302M294130	2M294130	PARTS PWB ASSY THERMISTOR SP			1	1	1	1
26	2C912430	2C912430	LID KMAS			1	1	1	1
27	302HN02720	2HN02720	SEAL SQUARE 25-20			1	1	1	1
28	302ND39070	2ND39070	HINGE CONT BOX			1	1	1	1
29	302ND39300	2ND39300	PLATE EARTH CONT BOX			1	1	1	1
30	302ND02580	2ND02580	PLATE EARTH ISU	25ppm/32ppm,35ppm/40ppm/50ppm/ 60ppm,40ppm(m)/50ppm(m)/60ppm(m)	4:Others	7	7	7	7
31	302ND02400	2ND02400	PLATE EARTH			1	1	1	1
A01	302ND94140	2ND94140	PARTS ID SENSOR ASSY SP		4:Others	1	1	1	1
32	*302ND02481	2ND02481	SHEET GUIDE TRANSFER		4:Add	1	1	1	1

• Parts with a Ref.No. of 500 and above in the illustration indicate they are not selected for service parts.

• イラスト中で 500 番台の Ref 番号が付いている部品はサービスパーツに選定されていません。

FIG. 37 Electrical Components 1

2L7/2RL/2TH/2RM/2RN/2ND/2SA/2RJ/2NK/2RR-4

Ref. No. 番号	Part.No. 部品番号	Alternative. 代替部品番号	Description 部品名称	Notes 備考	Revision 改訂	Quantity 個数			
						100(日本)	120	230	240
33	7YZM610007++H01	YZ023340	ACCESS.SADDLE			2	2	2	2
34	302K903620	2K903620	SHIELD SCREW			1	1	1	1
35	302L794170	2L794170	PARTS SSD SP	25ppm/32ppm		1	1	1	1
35	302ND94670	2ND94670	PARTS SSD SP	25ppm/32ppm:120V,35ppm/40ppm/50ppm/60ppm/ 40ppm(m)/50ppm(m)/60ppm(m)		1	1	1	1
35	302RR94050	2RR94050	PARTS SSD SP	60ppm(A)	4:Add	1	1	1	1
36	302K994E10	2K994E10	PARTS IC EEPROM SP			1	1	1	1
101	7BB700308H	BB105600	+BIND T.T S SCREW 3X8 SR						
102	7BB200320H	BB113430	+BIND T.T P SCREW 3X20						
103	7BB702308H	BB107060	+TP-FLAT T.T S SCREW 3X8 SR						
104	7BB000204H	BB147640	BIND M SCREW 2X4		3:Add				

• Parts with a Ref.No. of 500 and above in the illustration indicate they are not selected for service parts.

・イラスト中で 500 番台の Ref 番号が付いている部品はサービスパーツに選定されていません。

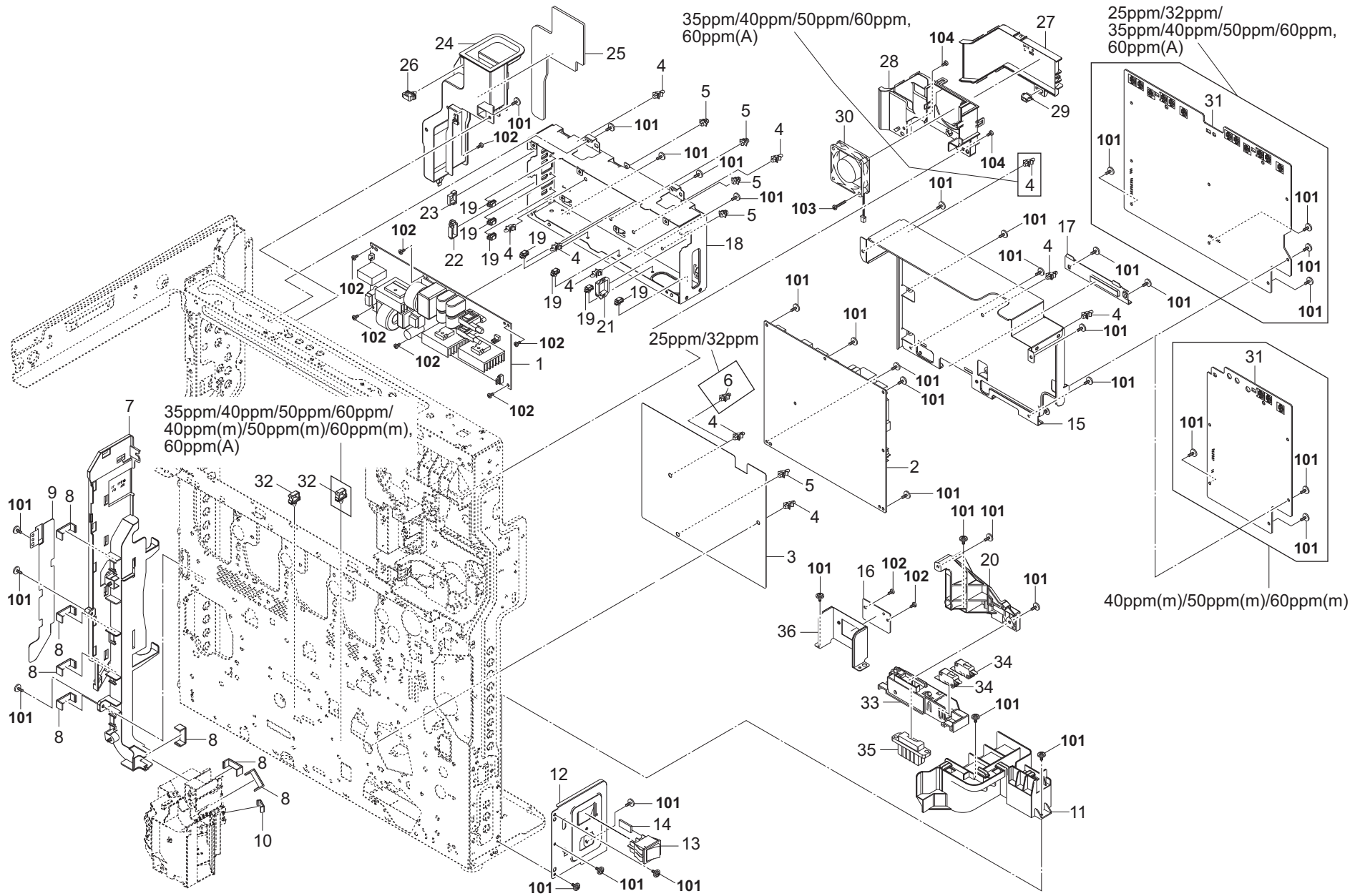


FIG. 38 Electrical Components 2

2L7/2RL/2TH/2RM/2RN/2ND/2SA/2RJ/2NK/2RR-4

Ref. No. 番号	Part.No. 部品番号	Alternative. 代替部品番号	Description 部品名称	Notes 備考	Revision 改訂	Quantity 個数			
						100 (日本)	120	230	240
1	302ND94300	2ND94300	PARTS PWB IH 100 ASSY SP			1	1		
1	302ND94310	2ND94310	PARTS PWB IH 200 ASSY SP					1	1
2	302L794130	2L794130	PARTS UNIT LOW VOLTAGE 100 SP	25ppm/32ppm		1	1		
2	302L794141	2L794141	PARTS UNIT LOW VOLTAGE 200 SP	25ppm/32ppm	4:Design-chg.			1	1
2	302ND94610	2ND94610	PARTS UNIT LOW VOLTAGE 100 SP	35ppm/40ppm/50ppm/60ppm/40ppm(m)/50ppm(m)/60ppm(m),60ppm(A)	2:Others/4:Others	1	1		
2	302ND94621	2ND94621	PARTS UNIT LOW VOLTAGE 200 SP	35ppm/40ppm/50ppm/60ppm/40ppm(m)/50ppm(m)/60ppm(m),60ppm(A)	2:Others/4:Design-chg.Others			1	1
3	302ND39270	2ND39270	FILM LVU PWB			1	1	1	1
4	7YZM510007++H01	YZ042780	ACCESS.SPACER	35ppm/40ppm/50ppm/60ppm,60ppm(A)	4:Others	10	10	10	10
4	7YZM510007++H01	YZ042780	ACCESS.SPACER	25ppm/32ppm/40ppm(m)/50ppm(m)/60ppm(m)		9	9	9	9
5	7YZM510021++H01	YZ127660	ACCESS.SPACER			5	5	5	5
6	7YZM510023++H01	YZ152330	ACCESS.SPACER	25ppm/32ppm	2:Others	1	1	1	1
7	302ND39100	2ND39100	GUIDE WIRE MAIN A			1	1	1	1
8	303LL02180	3LL02180	HOLDER WIRE A			7	7	7	7
9	302ND39330	2ND39330	PLATE SHIELD LSU			1	1	1	1
10	303LL02330	3LL02330	HOLDER WIRE D			1	1	1	1
11	302ND39140	2ND39140	GUIDE WIRE LVU			1	1	1	1
12	302ND39080	2ND39080	PLATE INLET			1	1	1	1
13	7SC020403+++H01	SC136170	SW.SEE SAW			1	1	1	1
14	7YZC210002++H01	YZ150160	ACCESS.COVER CONN.			1	1	1	1
15	302ND39060	2ND39060	SHIELD LVU PWB			1	1	1	1
16	302FB26290	2FB26290	LID VENDOR			1	1	1	1
17	302ND02610	2ND02610	COVER LVU PWB			1	1	1	1
18	302ND39040	2ND39040	SHIELD IH PWB			1	1	1	1
19	7YZM610007++H01	YZ023340	ACCESS.SADDLE			7	7	7	7
20	302ND02620	2ND02620	REINFORCEMENT REAR FRAME			1	1	1	1
21	7YZM210011++H01	YZ145260	ACCESS.EDGING			1	1	1	1
22	7YZM210010++H01	YZ145250	ACCESS.EDGING			1	1	1	1
23	7YZM210009++H01	YZ126740	ACCESS.EDGING			1	1	1	1
24	302ND33100	2ND33100	DUCT IH PWB EXIT A			1	1	1	1
25	302ND33110	2ND33110	FILM DUCT EXHAUST			1	1	1	1
26	7YZM610001++H01	YZ010230	ACCESS SADDLE			1	1	1	1
27	302ND33200	2ND33200	DUCT EXIT B			1	1	1	1
28	302ND33190	2ND33190	DUCT EXIT A			1	1	1	1
29	7YCC03B1106+H01	YC047300	CONNECTOR			1	1	1	1
30	302ND94600	2ND94600	PARTS FAN CENTER 60 15 SP			1	1	1	1
31	302L794150	2L794150	PARTS UNIT HIGH VOLTAGE MAIN SP	25ppm/32ppm		1	1	1	1
31	302ND94630	2ND94630	PARTS UNIT HIGH VOLTAGE MAIN SP	35ppm/40ppm/50ppm/60ppm,60ppm(A)	4:Others	1	1	1	1
31	302NK94110	2NK94110	PARTS UNIT HIGH VOLTAGE MAIN SP	40ppm(m)/50ppm(m)/60ppm(m)		1	1	1	1
32	7YZM610002++H01	YZ010240	ACCESS SADDLE	25ppm/32ppm		1	1	1	1
32	7YZM610002++H01	YZ010240	ACCESS SADDLE	35ppm/40ppm/50ppm/60ppm/40ppm(m)/50ppm(m)/60ppm(m),60ppm(A)	4:Others	2	2	2	2
33	302ND02510	2ND02510	MOUNT DRAWER			1	1	1	1
34	2FB27160	2FB27160	INTER LOCK SWITCH			2	2	2	2
35	302ND46210	2ND46210	CONN.CORD ASSY PF DRAWER			1	1	1	1
36	302ND39160	2ND39160	PLATE OPTION COIN VENDOR			1	1	1	1
101	7BB702308H	BB107060	+TP-FLAT T.T S SCREW 3X8 SR						
102	7BB700308H	BB105600	+BIND T.T S SCREW 3X8 SR						
103	7BB200322H	BB129220	BIND T.T P SCREW 3X22						
104	7BB200308H	BB105660	+BIND T.T P SCREW 3X8						

• Parts with a Ref.No. of 500 and above in the illustration indicate they are not selected for service parts.

• イラスト中で 500 番台の Ref 番号が付いている部品はサービスパーツに選定されていません。

FIG. 39 Electrical Components 3

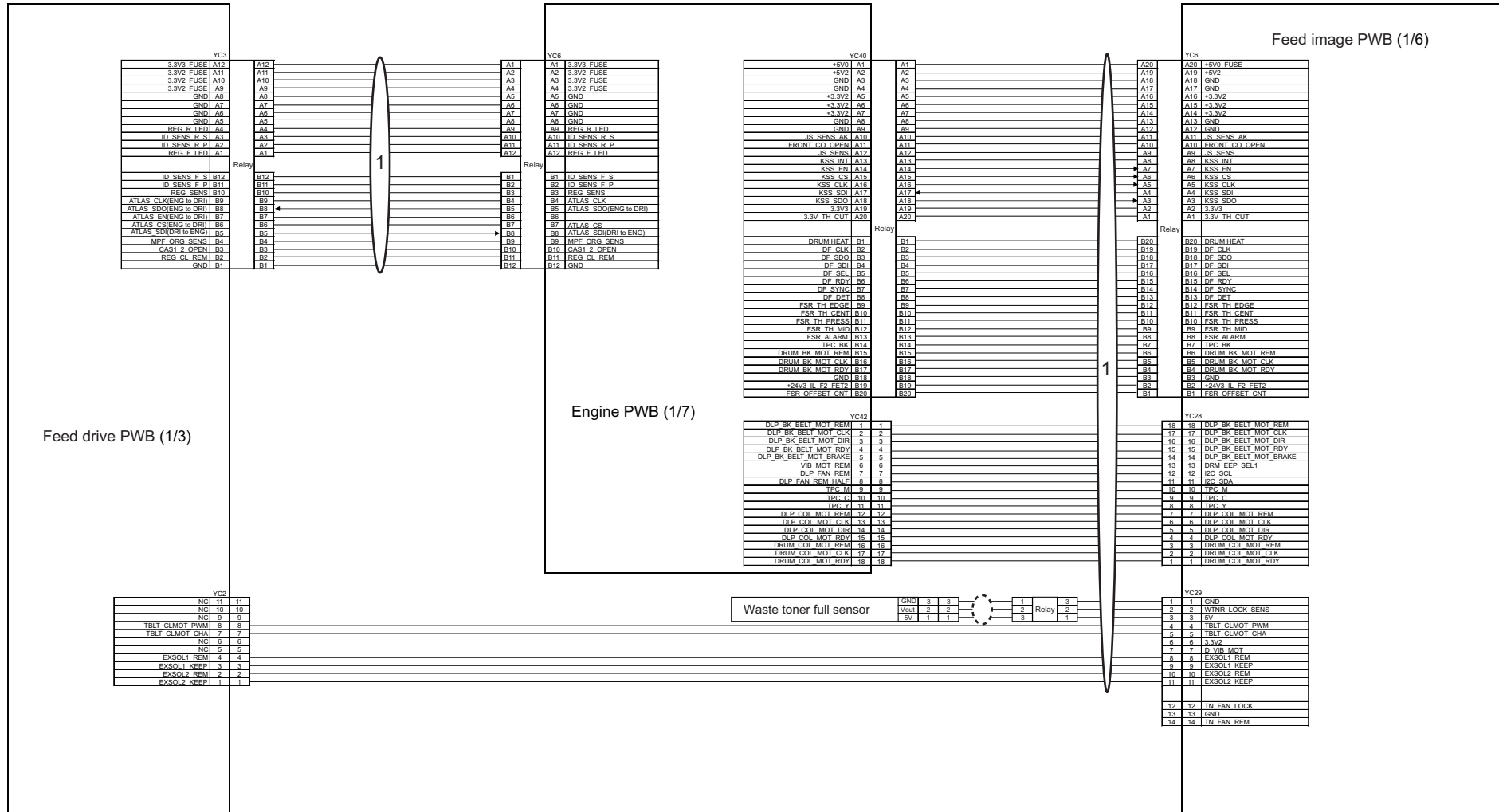
2L7/2RL/2TH/2RM/2RN/2ND/2SA/2RJ/2NK/2RR-4

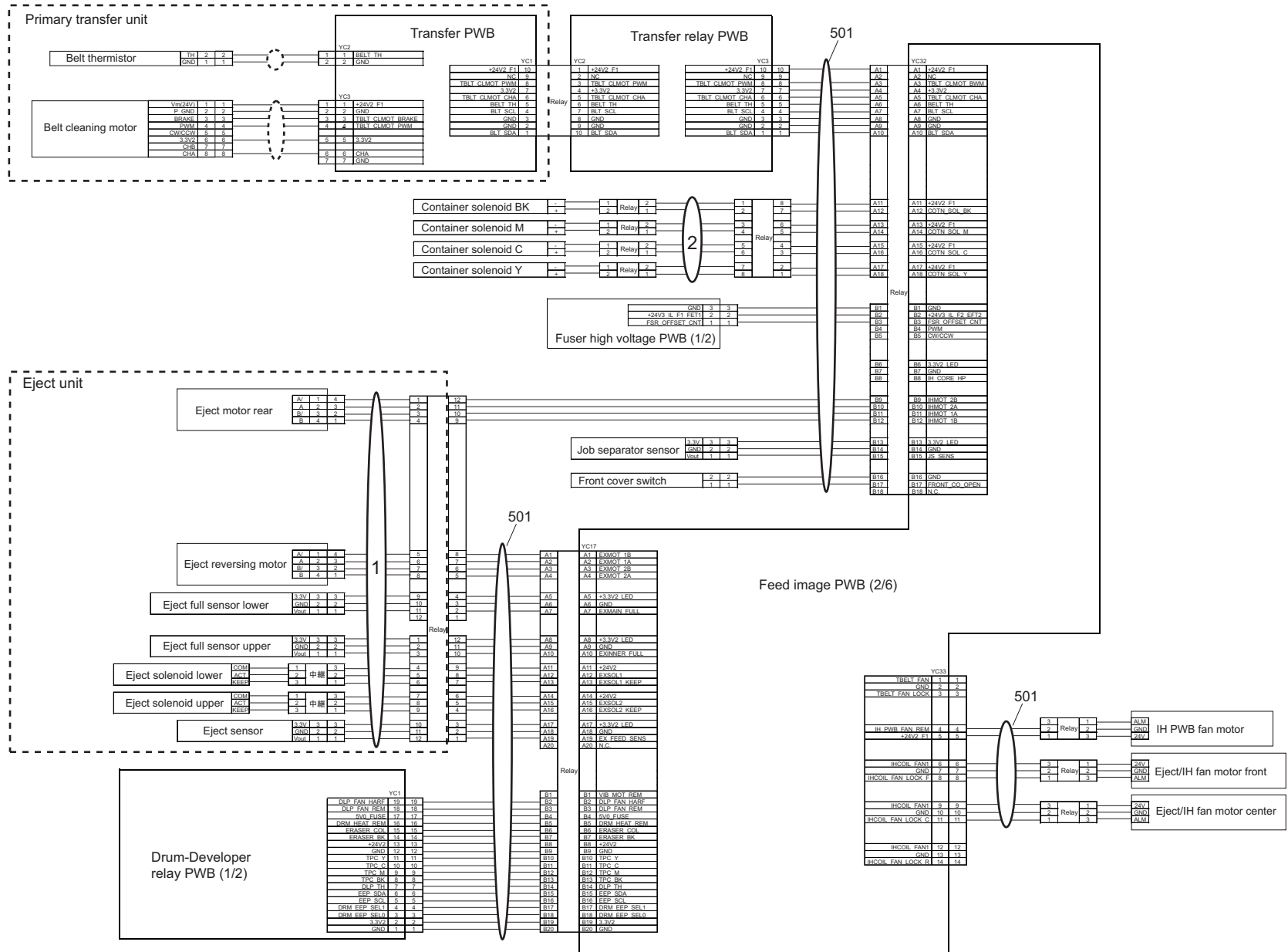
Ref. No. 番号	Part.No. 部品番号	Alternative. 代替部品番号	Description 部品名称	Notes 備考	Revision 改訂	Quantity 個数			
						100 (日本)	120	230	240
1	302ND94640	2ND94640	PARTS UNIT HIGH VOLTAGE TRANSFER SP	25ppm/32ppm,35ppm/40ppm/50ppm/ 60ppm,60ppm(A)	4:Others	1	1	1	1
1	302NK94120	2NK94120	PARTS UNIT HIGH VOLTAGE TRANSFER SP	40ppm(m)/50ppm(m)/60ppm(m)		1	1	1	1
2	7YZM610001++H01	YZ010230	ACCESS SADDLE			2	2	2	2
3	302ND39310	2ND39310	COVER WIRE EJECT			4	4	4	4
4	302ND39170	2ND39170	BASE TERMINAL HV			1	1	1	1
5	302ND39250	2ND39250	SPRING HV SEPARATION			1	1	1	1
6	302ND39240	2ND39240	SPRING HV DRIVE			1	1	1	1
7	302ND39230	2ND39230	SPRING HV TC BK			1	1	1	1
8	302ND39220	2ND39220	SPRING HV TC M	25ppm/32ppm,35ppm/40ppm/50ppm/ 60ppm,60ppm(A)	4:Others	1	1	1	1
9	302ND39210	2ND39210	SPRING HV TC C	25ppm/32ppm,35ppm/40ppm/50ppm/ 60ppm,60ppm(A)	4:Others	1	1	1	1
10	302ND39200	2ND39200	SPRING HV TC Y	25ppm/32ppm,35ppm/40ppm/50ppm/ 60ppm,60ppm(A)	4:Others	1	1	1	1
11	302ND39190	2ND39190	SPRING HV CLN	25ppm/32ppm,35ppm/40ppm/50ppm/ 60ppm,60ppm(A)	4:Others	1	1	1	1
12	302ND39180	2ND39180	SPRING TRANSFER CLN BIAS			1	1	1	1
13	302LF12410	2LF12410	STOPPER 3			1	1	1	1
14	7YZM610004++H01	YZ012210	ACCESS SADDLE			2	2	2	2
15	7YZM610002++H01	YZ010240	ACCESS SADDLE			3	3	3	3
16	302K339050	2K339050	PLATE OPTION		2:Quantity-chg.	2	2	2	2
17	302ND39050	2ND39050	LID SHIELD IH PWB			1	1	1	1
18	302ND04930	2ND04930	MOUNT PI			1	1	1	1
19	302P794010	2P794010	PARTS SENSOR OPT. SP			1	1	1	1
20	302K931080	2K931080	WIRE STOPPER			6	6	6	6
21	302ND17350	2ND17350	MOUNT CONNECTOR	25ppm/32ppm,35ppm/40ppm/50ppm/ 60ppm,40ppm(m)/50ppm(m)/60ppm(m)	4:Others	1	1	1	1
22	7YZM610008++H01	YZ037940	ACCESS.SADDLE	25ppm/32ppm,35ppm/40ppm/50ppm/ 60ppm,40ppm(m)/50ppm(m)/60ppm(m)	4:Others	1	1	1	1
23	7YCC16M1040+H01	YC148660	CONNECTOR	25ppm/32ppm,35ppm/40ppm/50ppm/ 60ppm,40ppm(m)/50ppm(m)/60ppm(m)	4:Others	1	1	1	1
24	302ND17390	2ND17390	FILM FFC CCD REAR	25ppm/32ppm,35ppm/40ppm/50ppm/ 60ppm,40ppm(m)/50ppm(m)/60ppm(m)	4:Others	1	1	1	1
25	302ND39030	2ND39030	GUIDE WIRE CONT BOX			1	1	1	1
26	303RR94010	3RR94010	PARTS WIFI UNIT SP	25ppm/32ppm,35ppm/40ppm/50ppm/ 60ppm,40ppm(m)/50ppm(m)/60ppm(m)	4:Others		1		
27	302ND29700	2ND29700	COVER CONNECTOR FEED			1	1	1	1
28	302ND93180	2ND93180	PARTS STORAGE DEVICE SP	25ppm/32ppm:120V,35ppm/40ppm/50ppm/60ppm/ 40ppm(m)/50ppm(m)/60ppm(m),60ppm(A)	4:Others	1	1	1	1
29	302RH39160	2RH39160	BRACKET HDD	25ppm/32ppm:120V,35ppm/40ppm/50ppm/60ppm/ 40ppm(m)/50ppm(m)/60ppm(m),60ppm(A)	4:Others	1	1	1	1
30	302JD19140	2JD19140	BUSHING FAN	25ppm/32ppm:120V,35ppm/40ppm/50ppm/60ppm/ 40ppm(m)/50ppm(m)/60ppm(m),60ppm(A)	4:Others	4	4	4	4
31	302MV39341	2MV39341	PIN HDD	25ppm/32ppm:120V,35ppm/40ppm/50ppm/60ppm/ 40ppm(m)/50ppm(m)/60ppm(m),60ppm(A)	3:Design-chg./4:Others	4	4	4	4
101	7BB702308H	BB107060	+TP-FLAT T.T S SCREW 3X8 SR						
102	7BB700308H	BB105600	+BIND T.T S SCREW 3X8 SR						

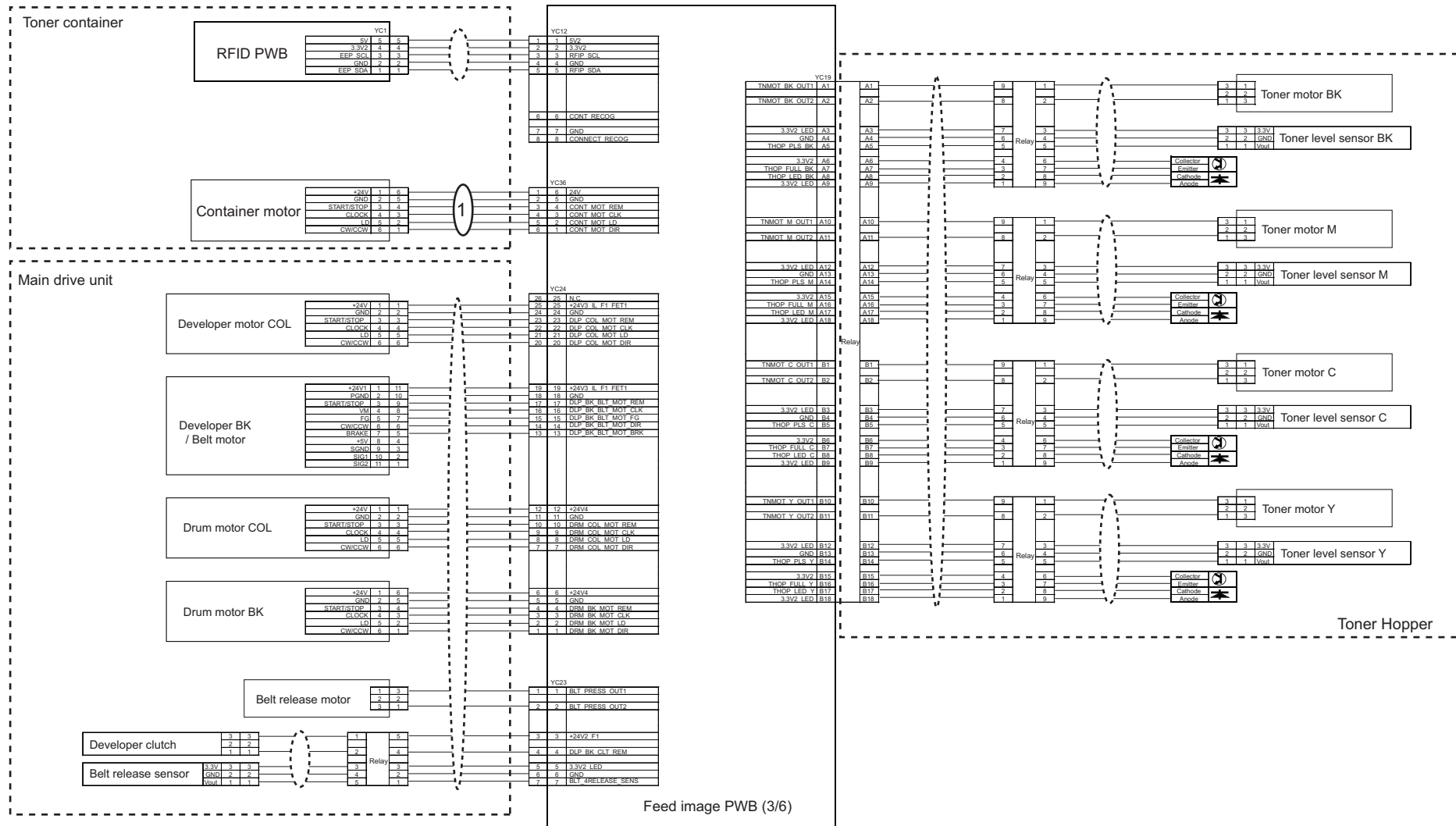
• Parts with a Ref.No. of 500 and above in the illustration indicate they are not selected for service parts.

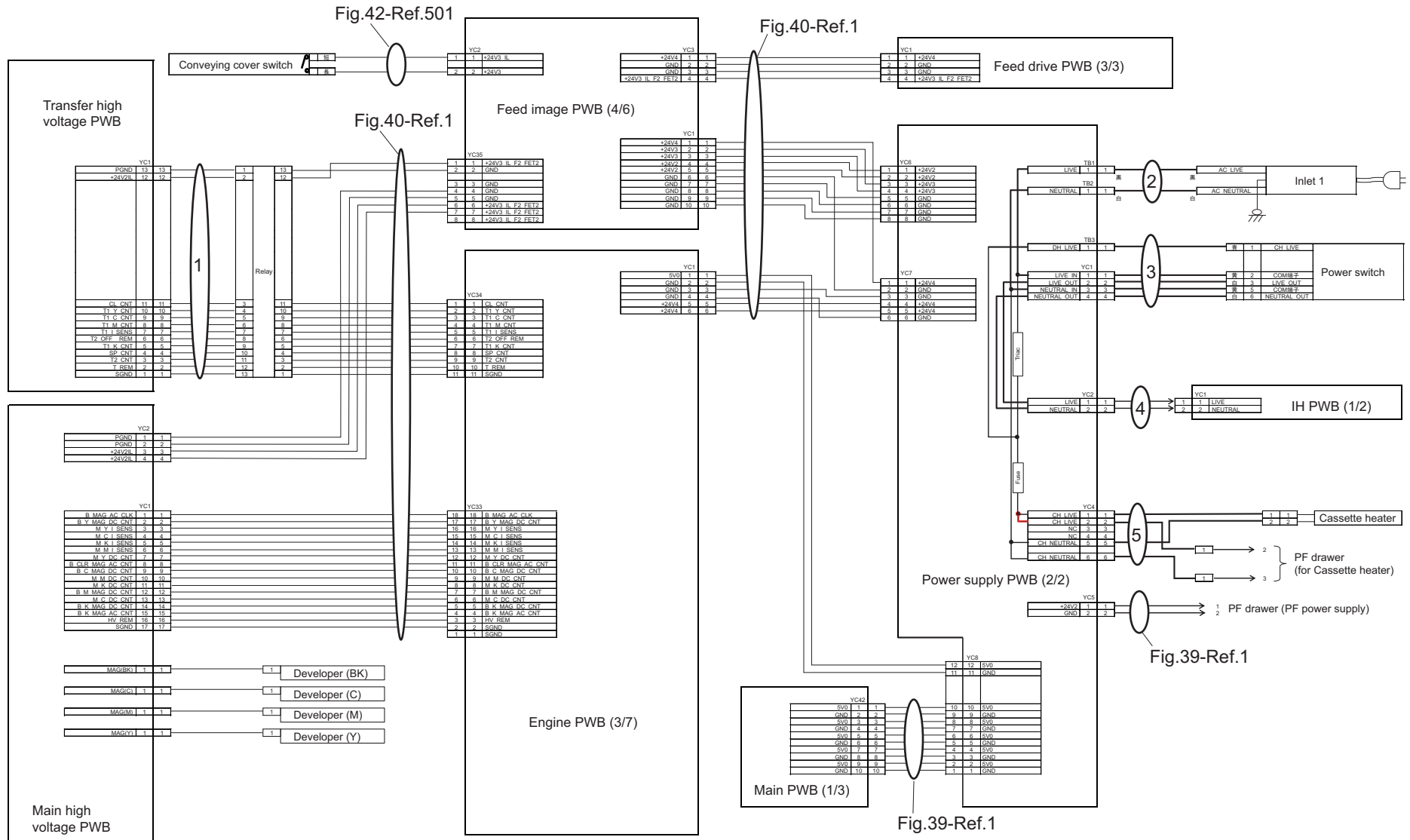
• イラスト中で 500 番台の Ref 番号が付いている部品はサービスパーツに選定されていません。

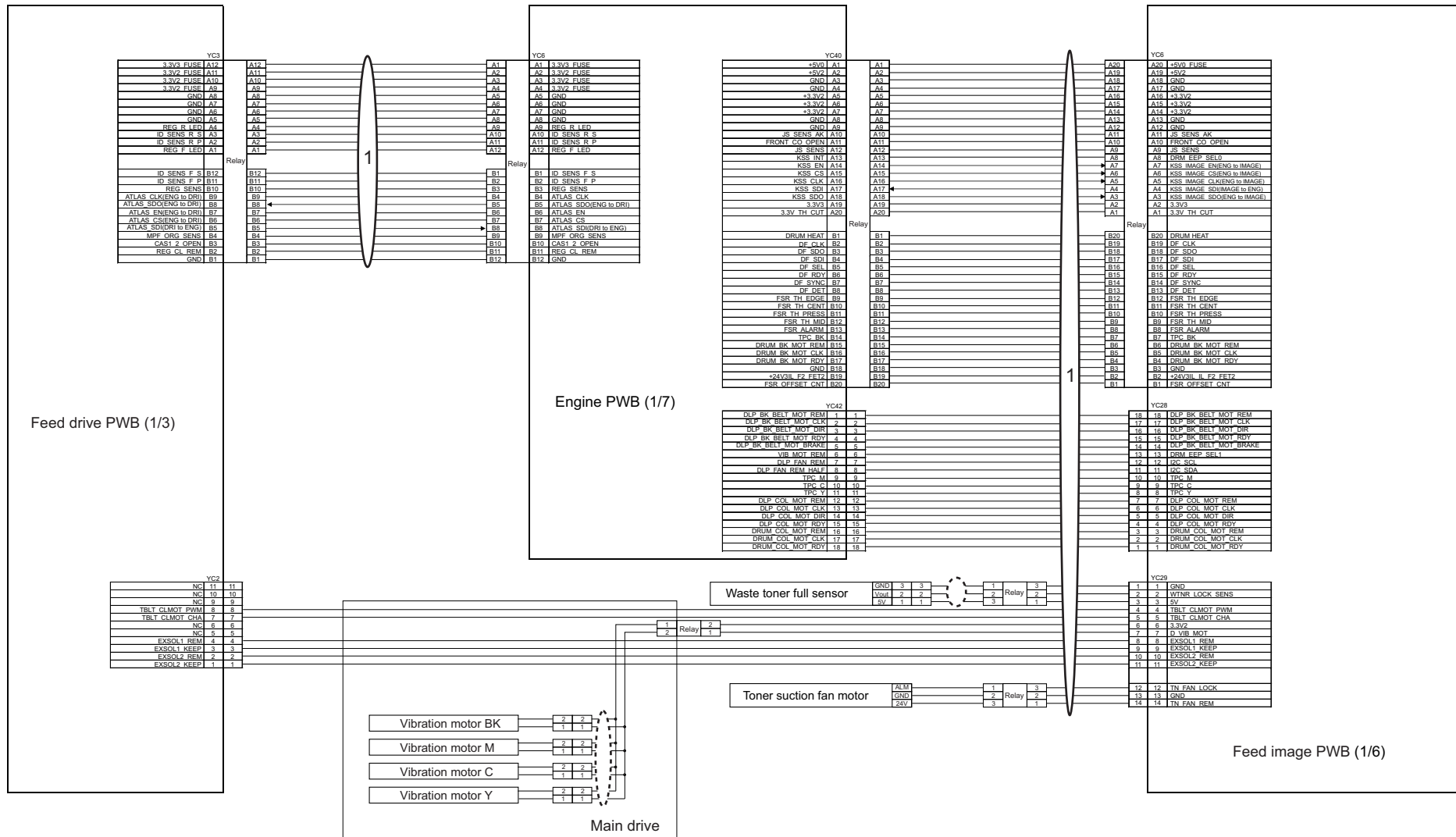
FIG. 40 Wire Sections 1 (25ppm/32ppm)











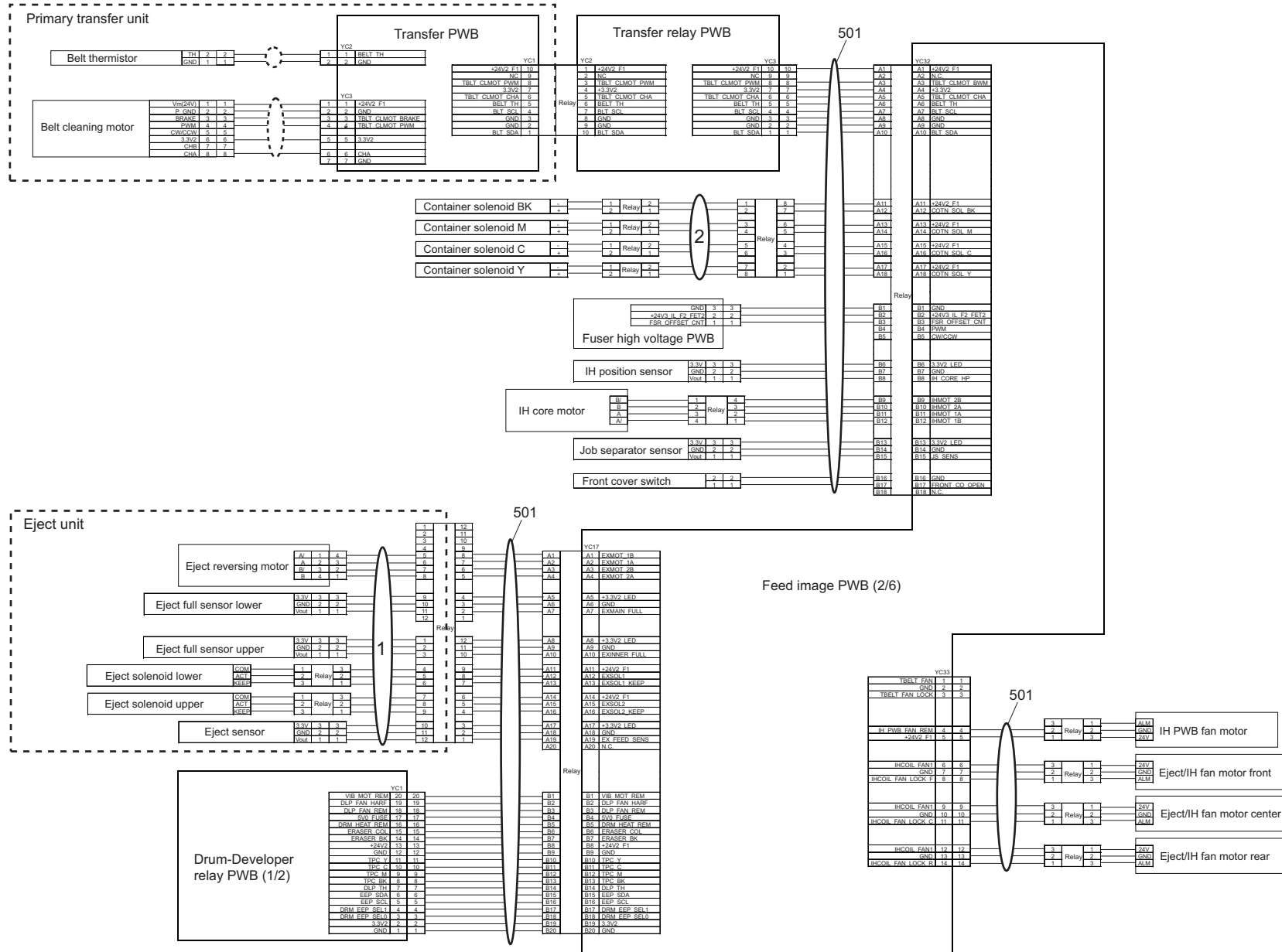


FIG. 49 Wire Sections 10 (35ppm/40ppm/50ppm/60ppm/60ppm(A))

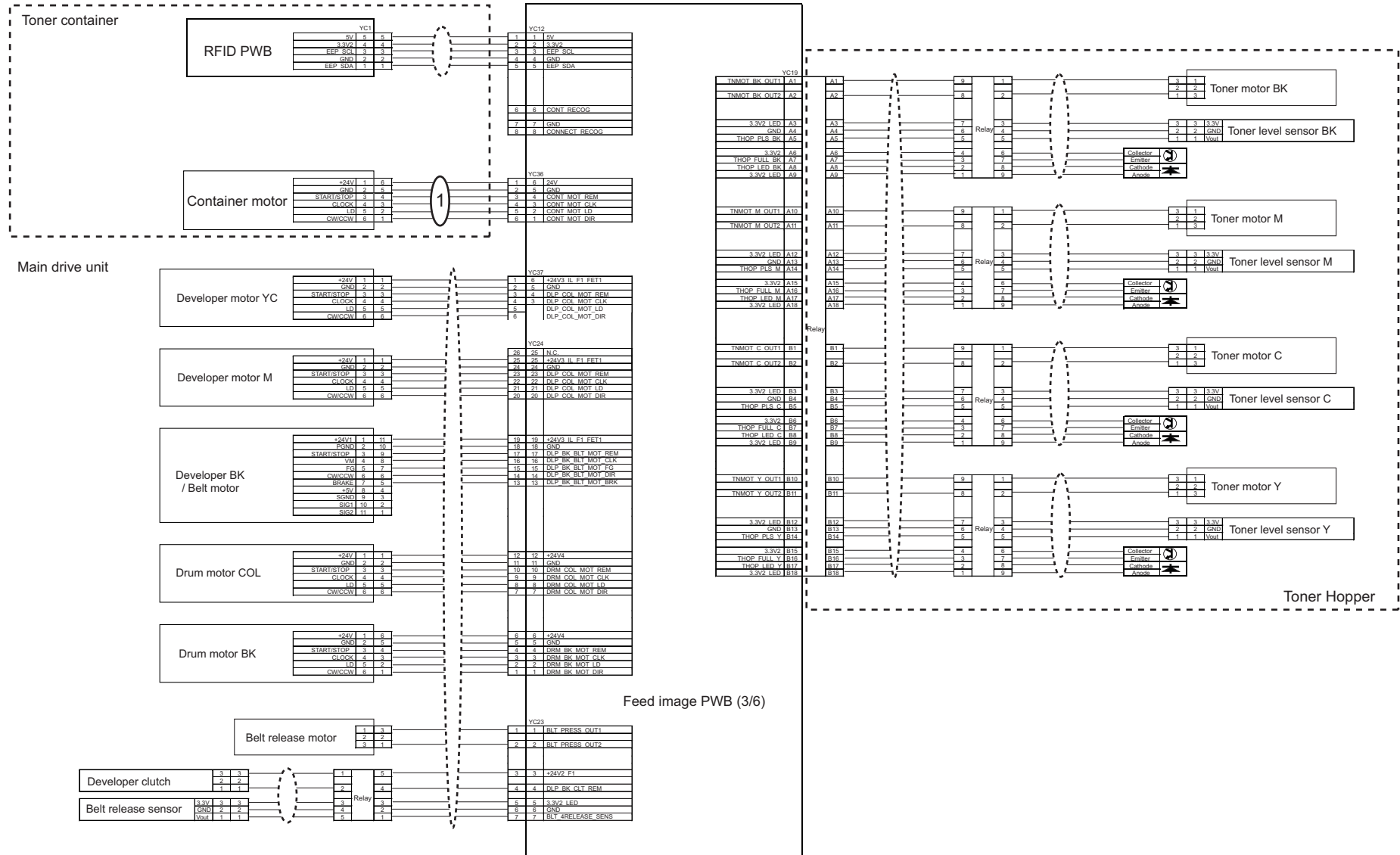


FIG. 50 Wire Sections 11 (25ppm/32ppm/35ppm/40ppm/50ppm/60ppm/40ppm(m)/50ppm(m)/60ppm(m)/60ppm(A) 2L7/2RL/2TH/2RM/2RN/2ND/2SA/2RJ/2NK/2RR-4

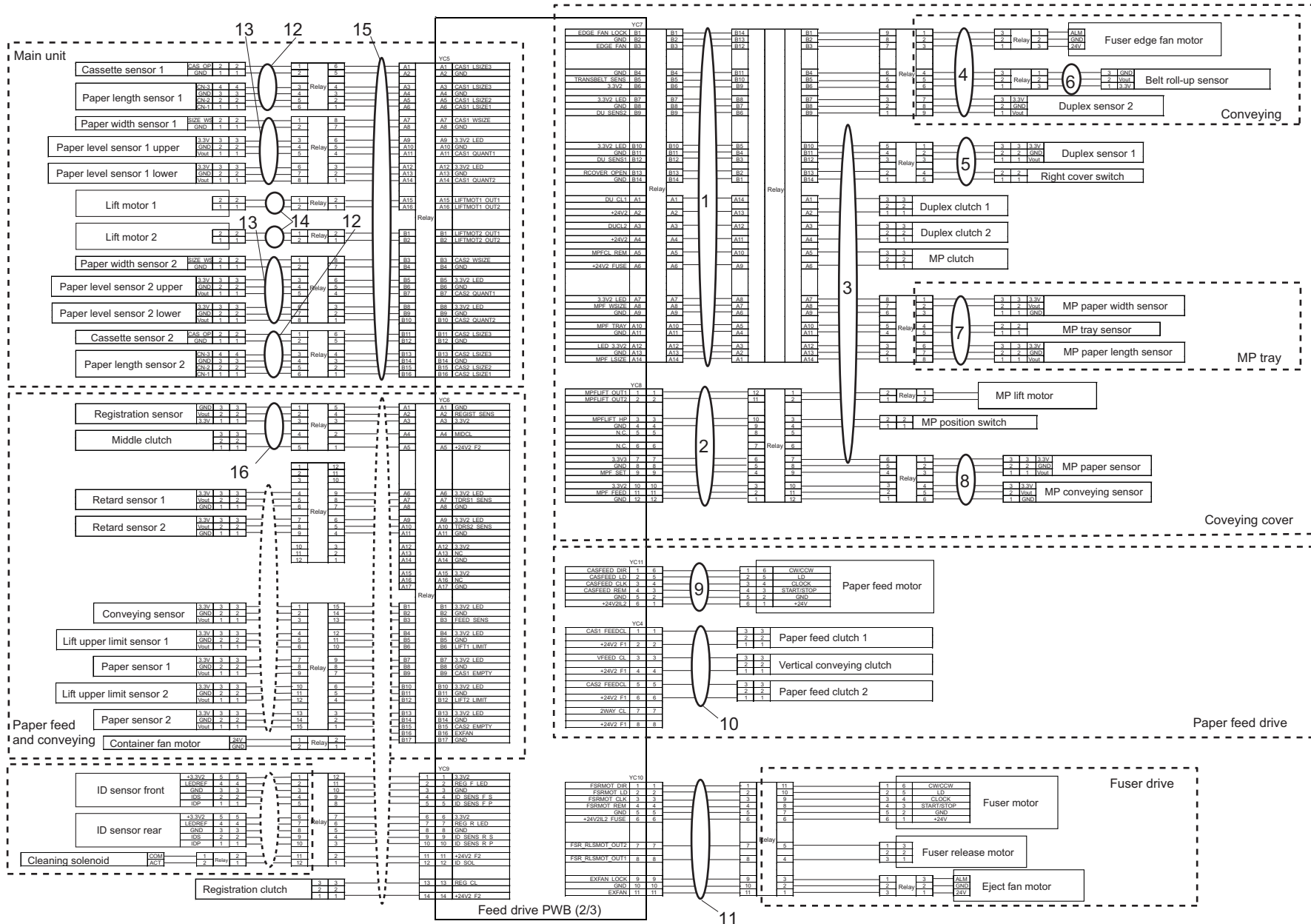


FIG. 50 Wire Sections 11 (25ppm/32ppm/35ppm/40ppm/50ppm/60ppm/40ppm(m)/50ppm(m)/60ppm(m)/60ppm(A)) 2L7/2RL/2TH/2RM/2RN/2ND/2SA/2RJ/2NK/2RR-4

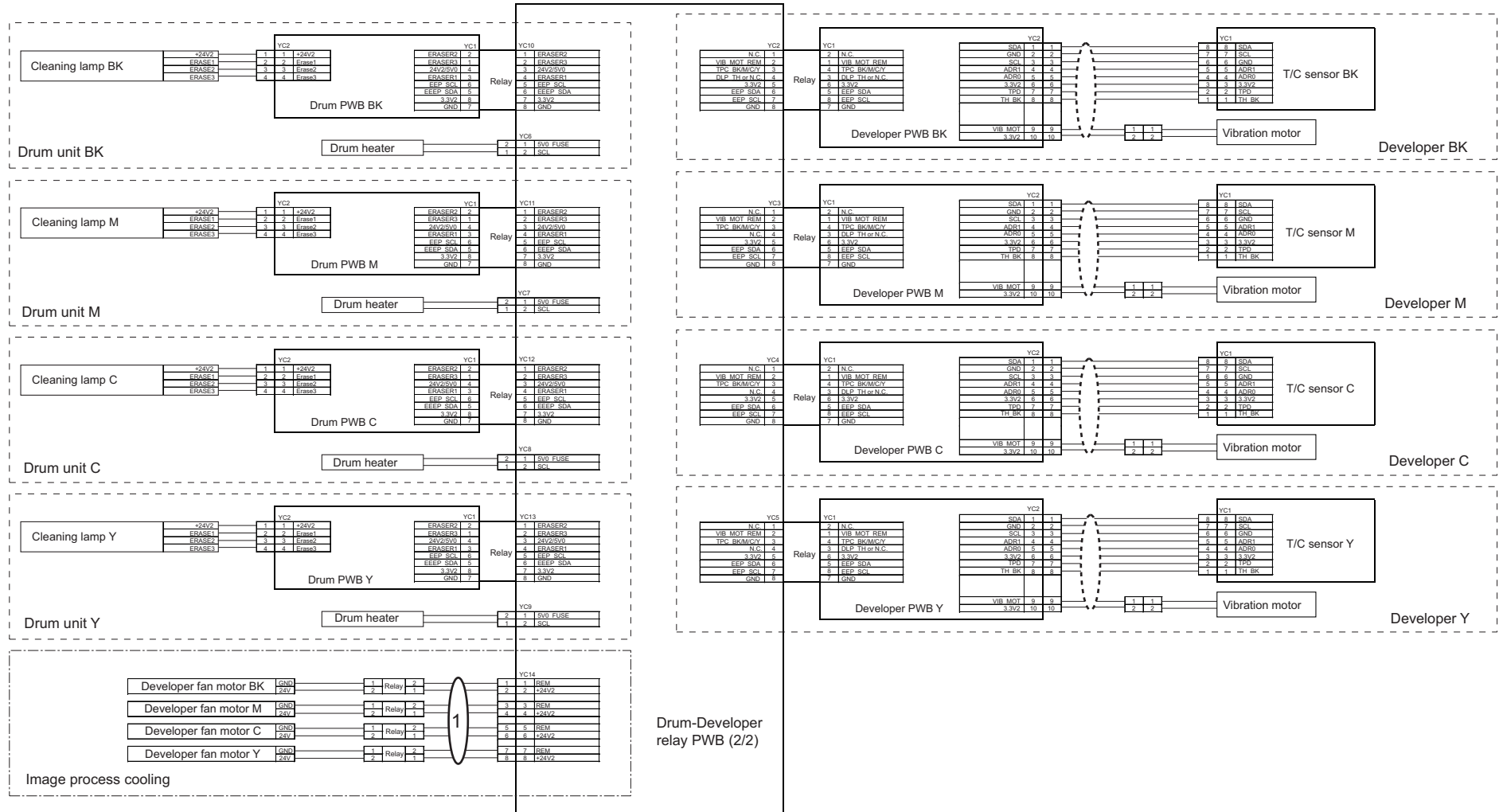
Ref. No. 番号	Part.No. 部品番号	Alternative. 代替部品番号	Description 部品名称	Notes 備考	Revision 改訂	Quantity 個数			
						100(日本)	120	230	240
1	302ND46080	2ND46080	CONN.CORD ASSY FEED DRIVE RIGHT COVER 1			1	1	1	1
2	302ND46040	2ND46040	CONN.CORD ASSY FEED DRIVE RIGHT COVER 2			1	1	1	1
3	302ND46120	2ND46120	CONN.CORD ASSY RIGHT COVER			1	1	1	1
4	302ND46130	2ND46130	CONN.CORD ASSY CONVEYING			1	1	1	1
5	302ND46140	2ND46140	CONN.CORD ASSY DU SENSOR			1	1	1	1
6	302ND46620	2ND46620	CONN.CORD ASSY TRANSFER BELT SENSOR			1	1	1	1
7	302ND46150	2ND46150	CONN.CORD ASSY MPF TABLE			1	1	1	1
8	302ND46650	2ND46650	CONN.CORD ASSY MPF SET SENSOR			1	1	1	1
9	302ND46160	2ND46160	CONN.CORD ASSY FEED MOTOR			1	1	1	1
10	302ND46060	2ND46060	CONN.CORD ASSY FEED CLUTCH			1	1	1	1
11	302ND46181	2ND46181	CONN.CORD ASSY FUSER MOTOR		3:Design-chg.	1	1	1	1
12	302ND46590	2ND46590	CONN.CORD ASSY CASSETTE LSIZE			2	2	2	2
13	302ND46600	2ND46600	CONN.CORD ASSY CASSETTE WSIZE			2	2	2	2
14	302ND46610	2ND46610	CONN.CORD ASSY LIFT MOTOR			2	2	2	2
15	302ND46070	2ND46070	CONN.CORD ASSY CASSETTE			1	1	1	1
16	302ND46090	2ND46090	CONN.CORD ASSY MID FEED UNIT			1	1	1	1

• Parts with a Ref.No. of 500 and above in the illustration indicate they are not selected for service parts.

• イラスト中で 500 番台の Ref 番号が付いている部品はサービスパーツに選定されていません。

FIG. 51 Wire Sections 12 (35ppm/40ppm/50ppm/60ppm/60ppm(A))

2L7/2RL/2TH/2RM/2RN/2ND/2SA/2RJ/2NK/2RR-4



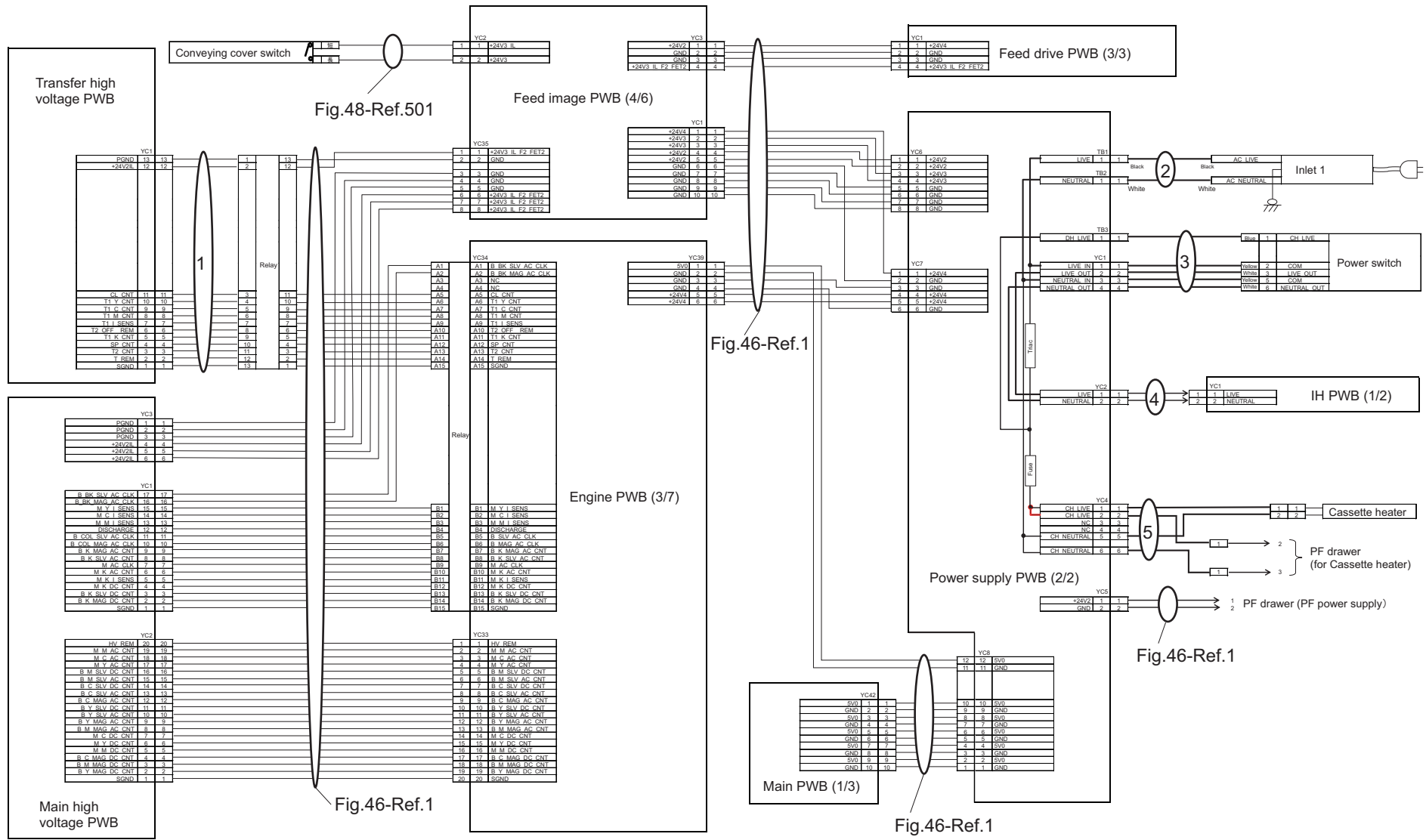


FIG. 54 Wire Sections 15 (35ppm/40ppm/50ppm/60ppm/60ppm(A))

2L7/2RL/2TH/2RM/2RN/2ND/2SA/2RJ/2NK/2RR-4

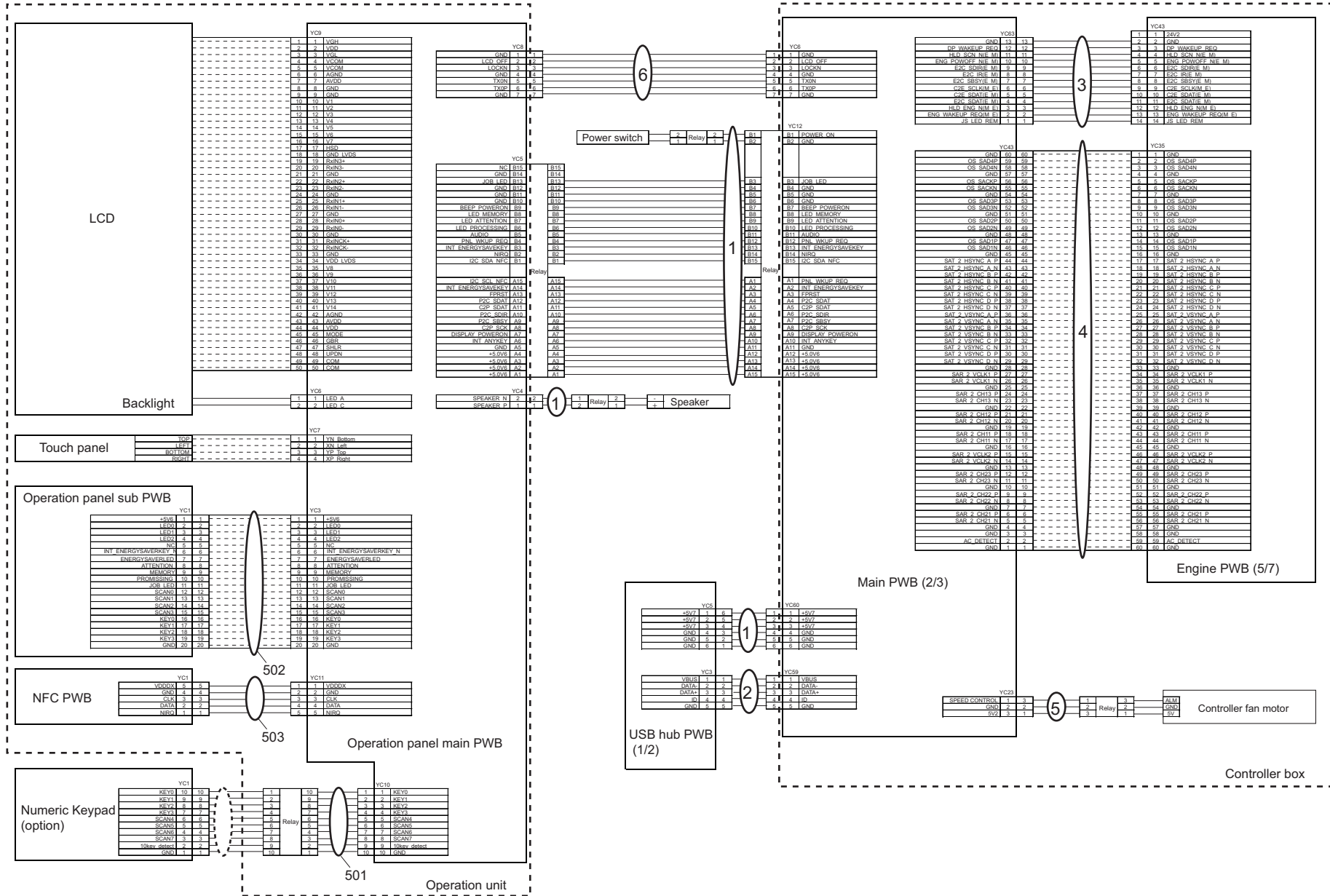
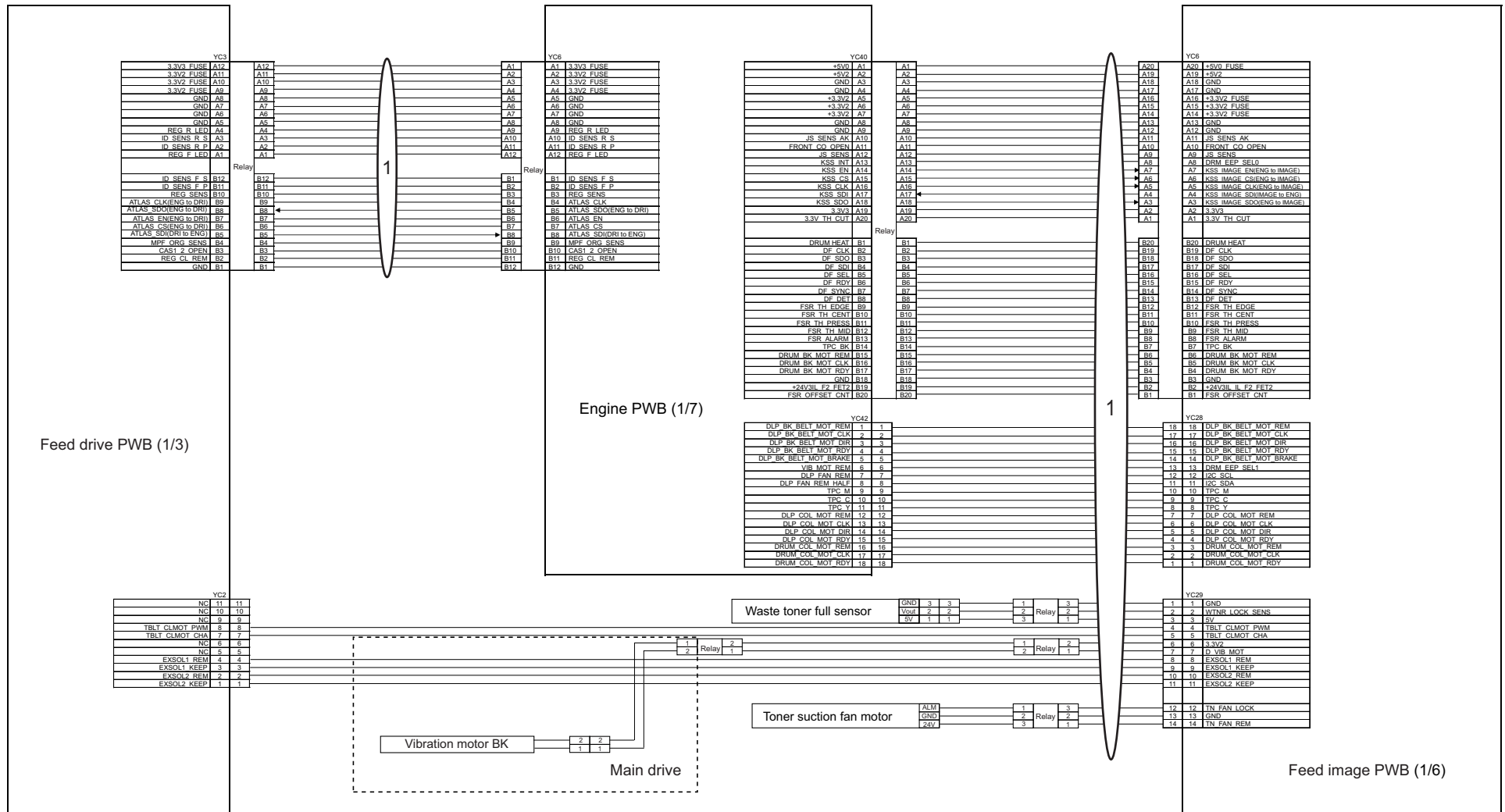
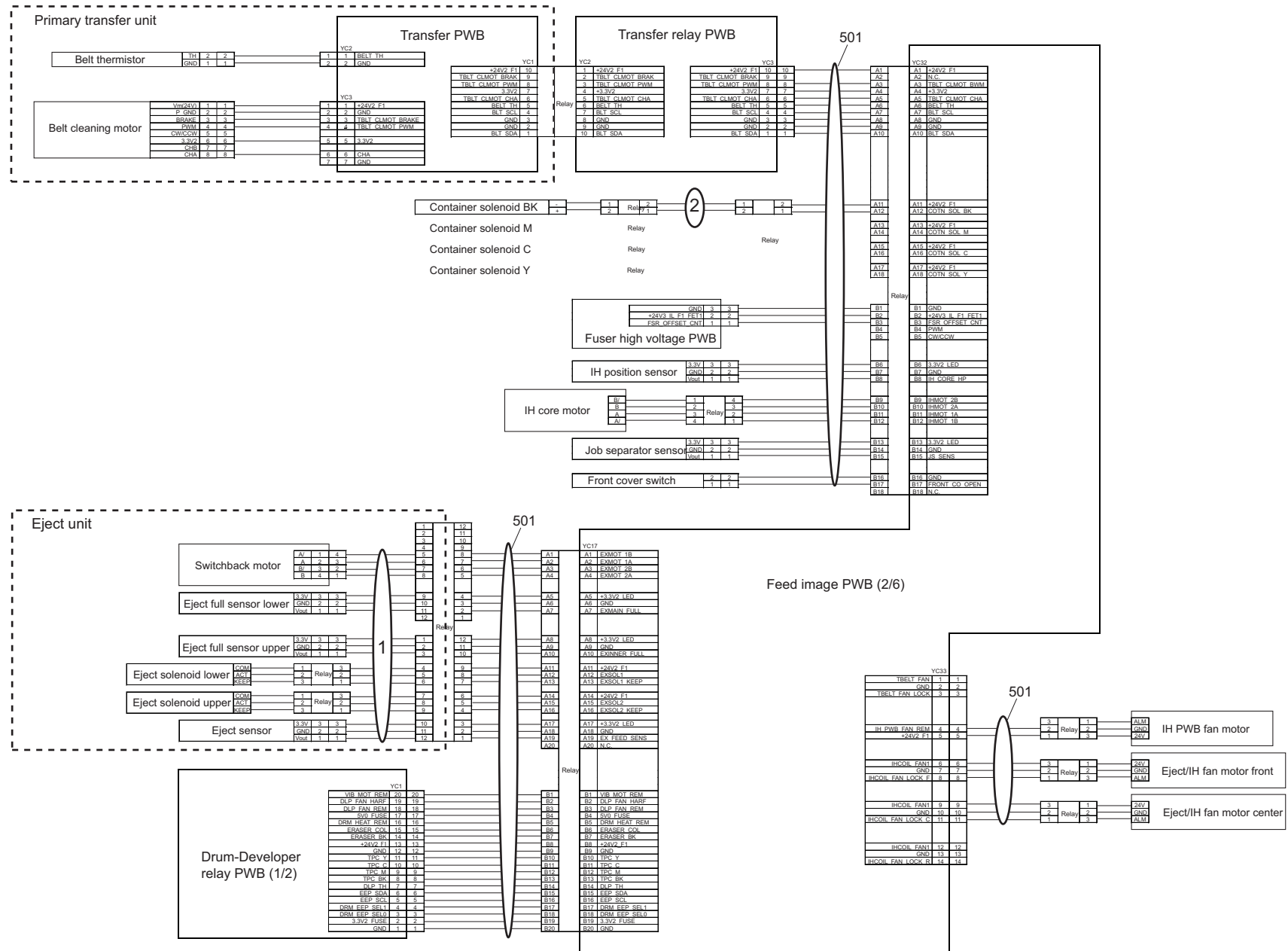
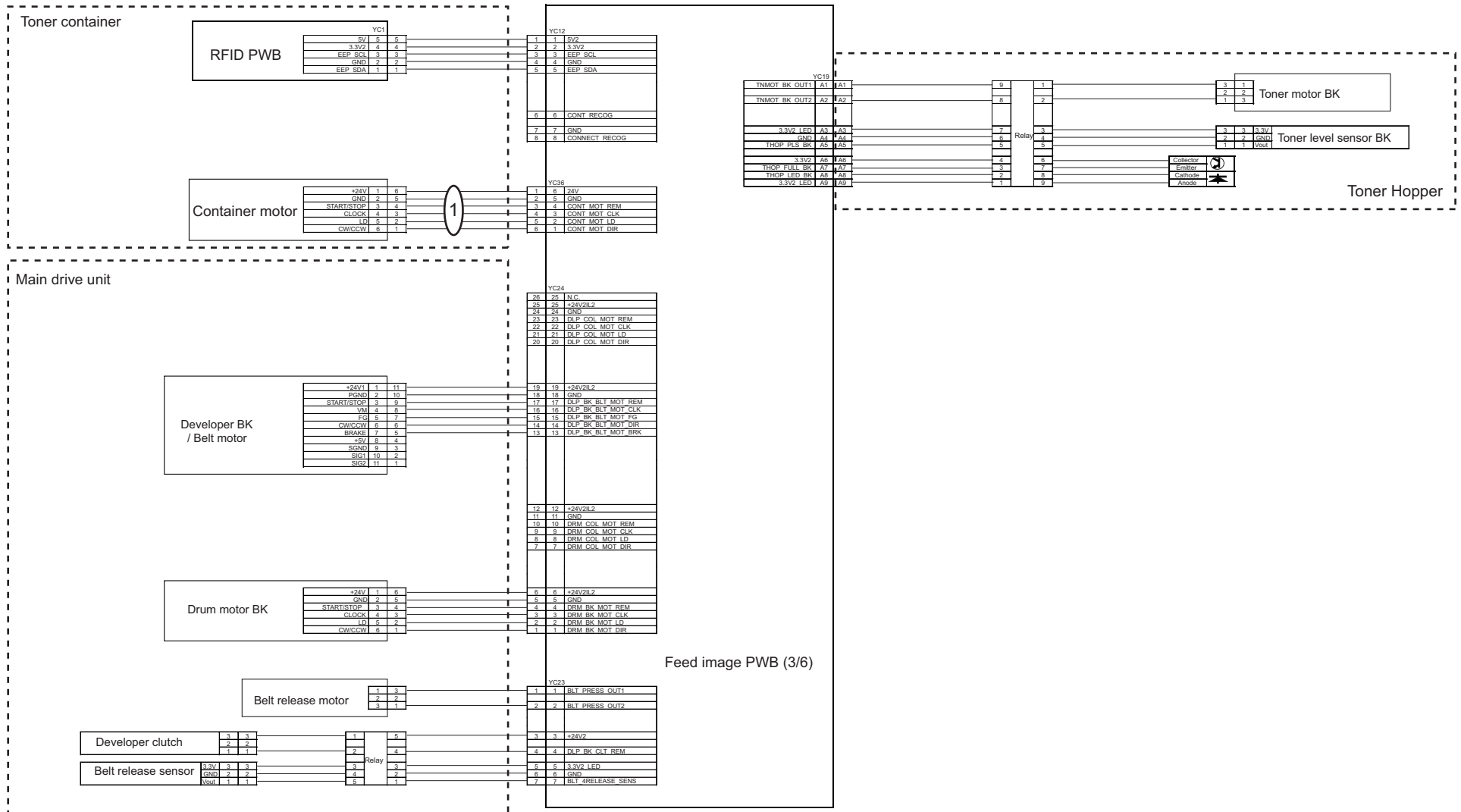
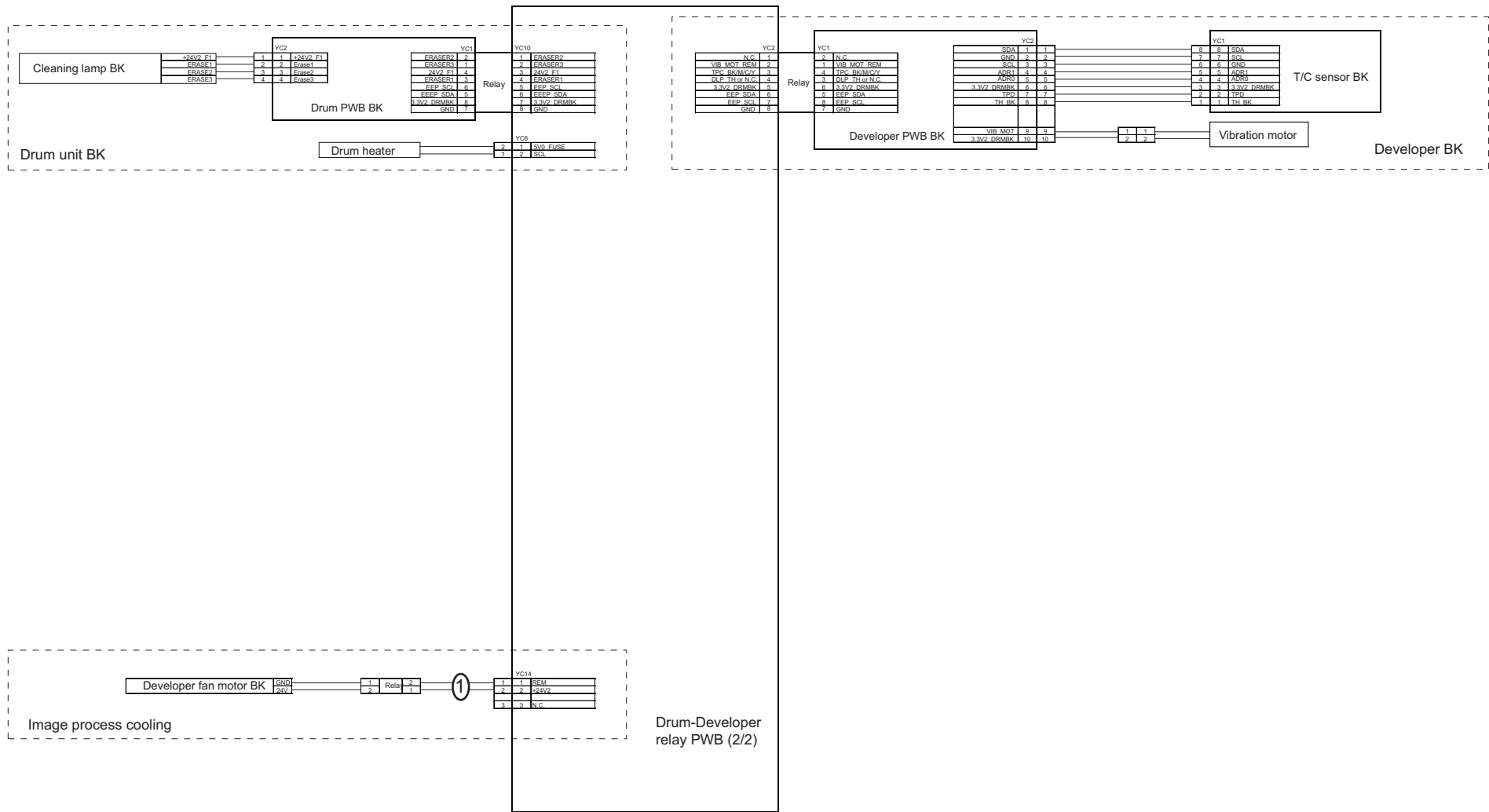


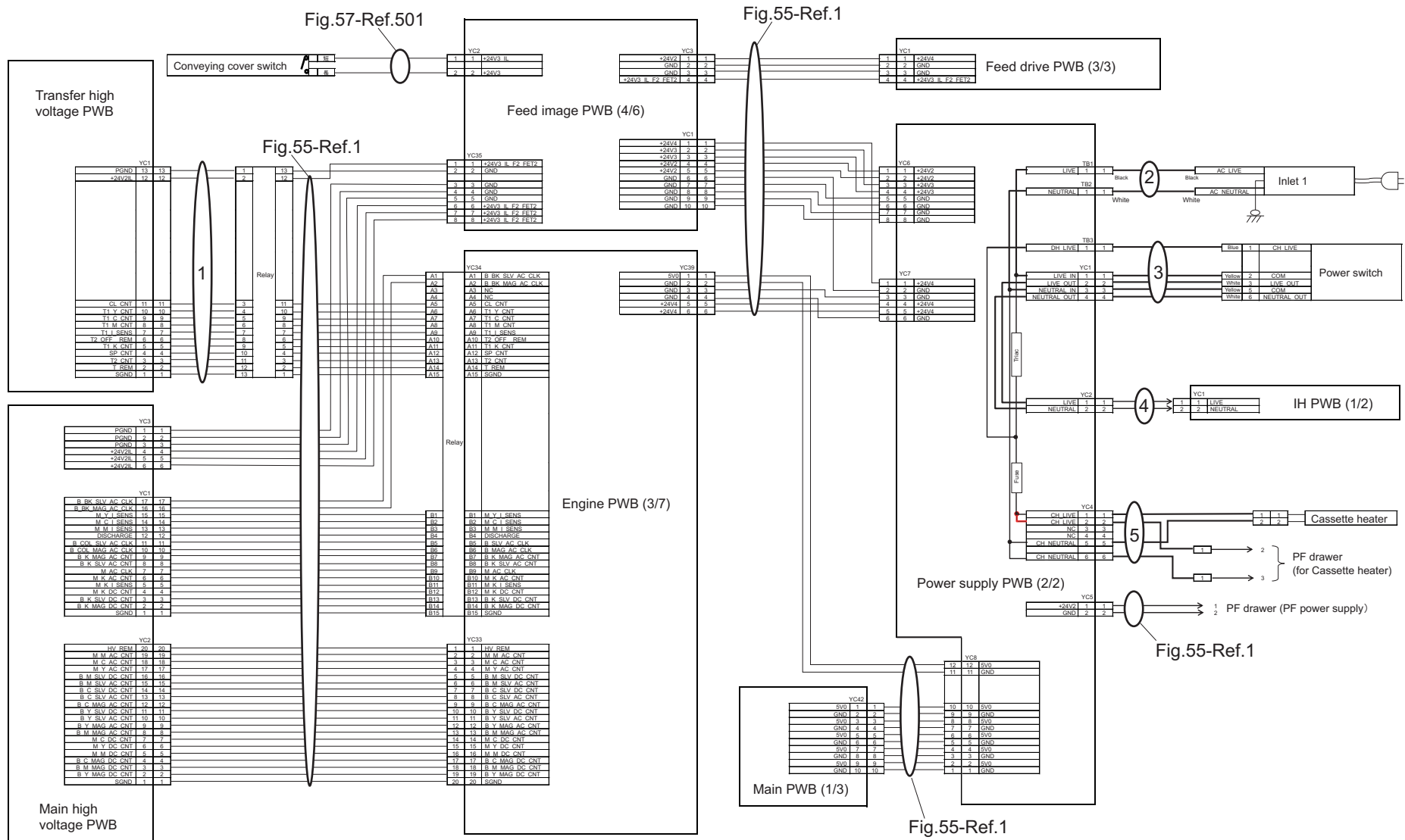
FIG. 55 Wire Sections 16 (40ppm(m)/50ppm(m)/60ppm(m))

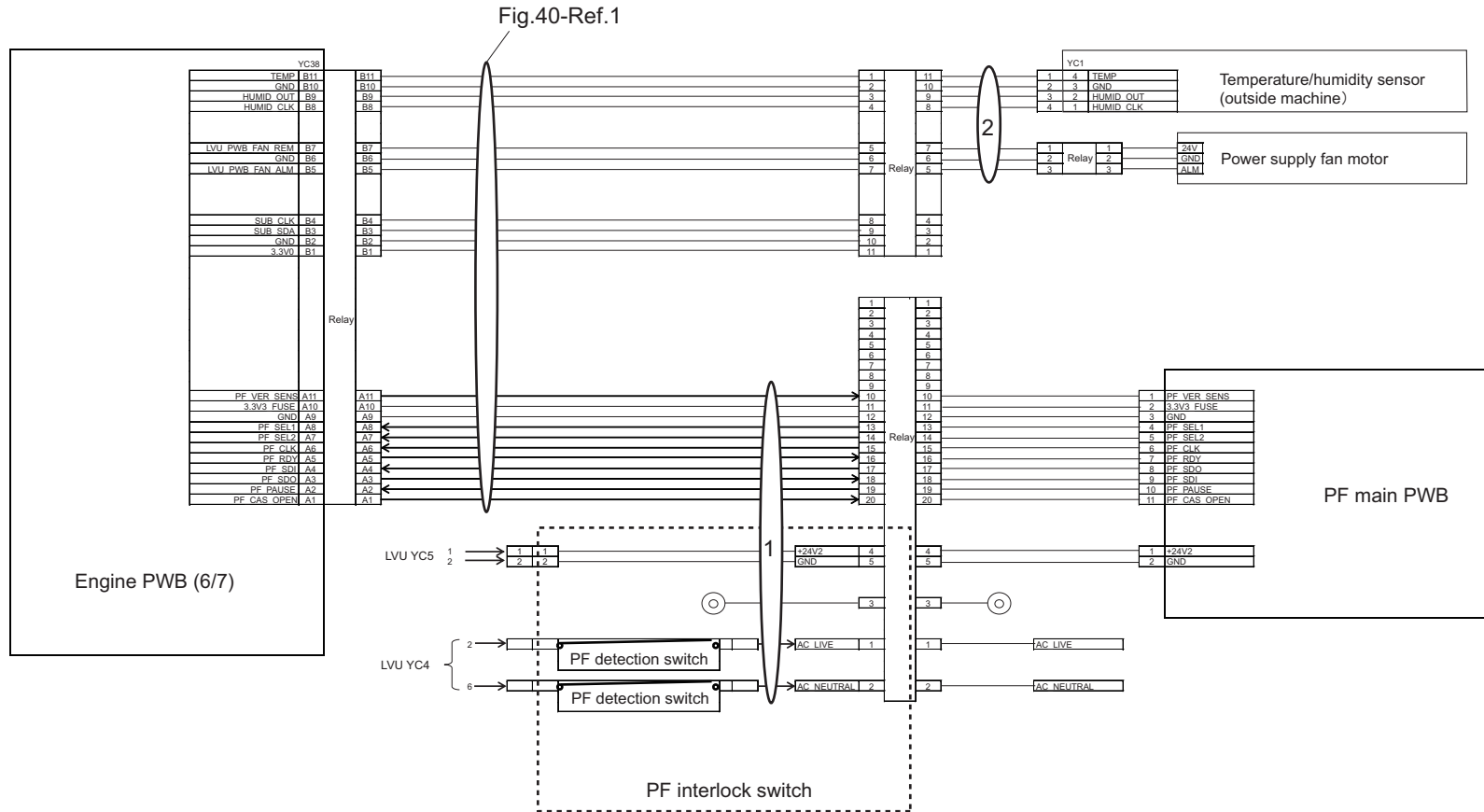


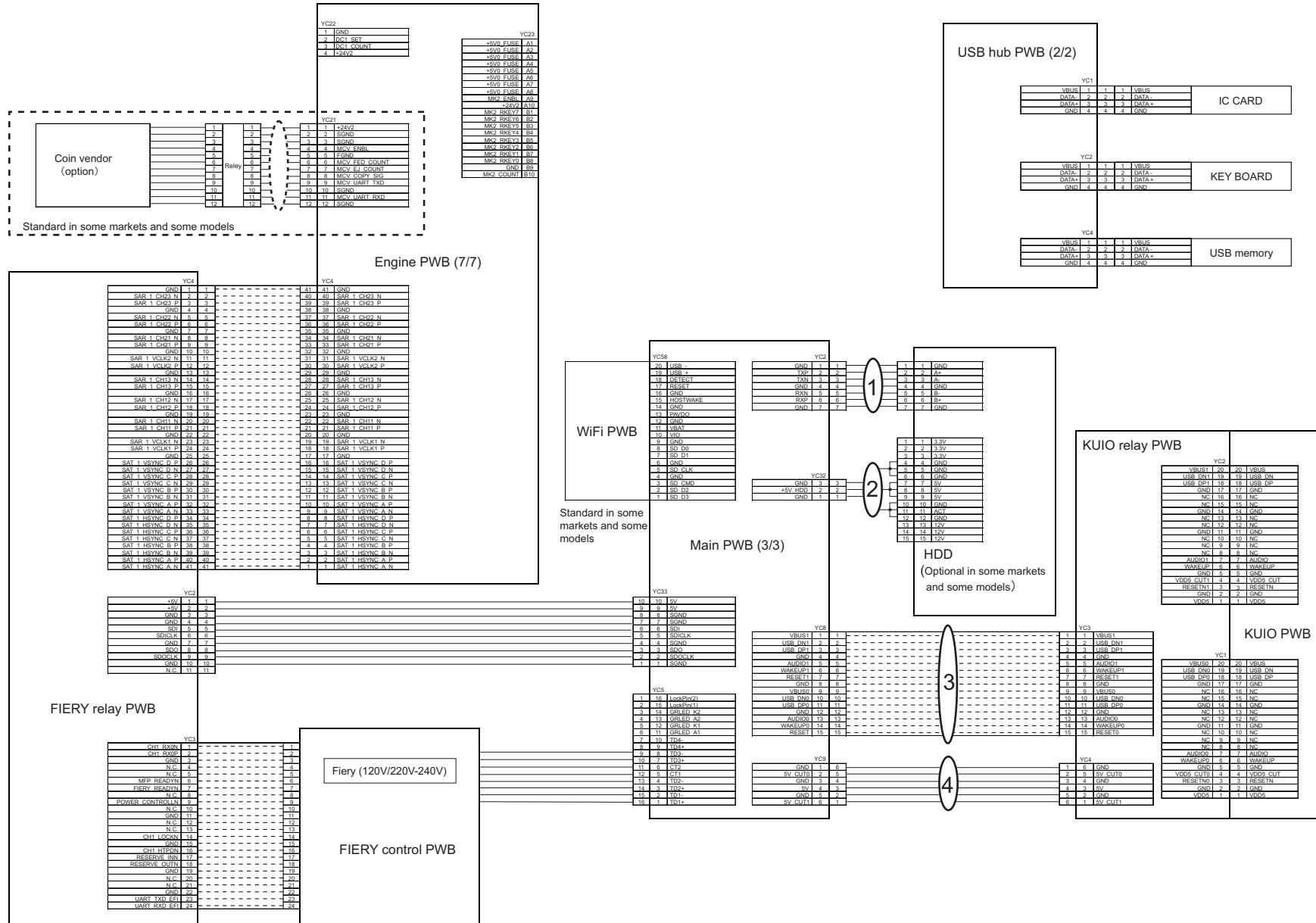












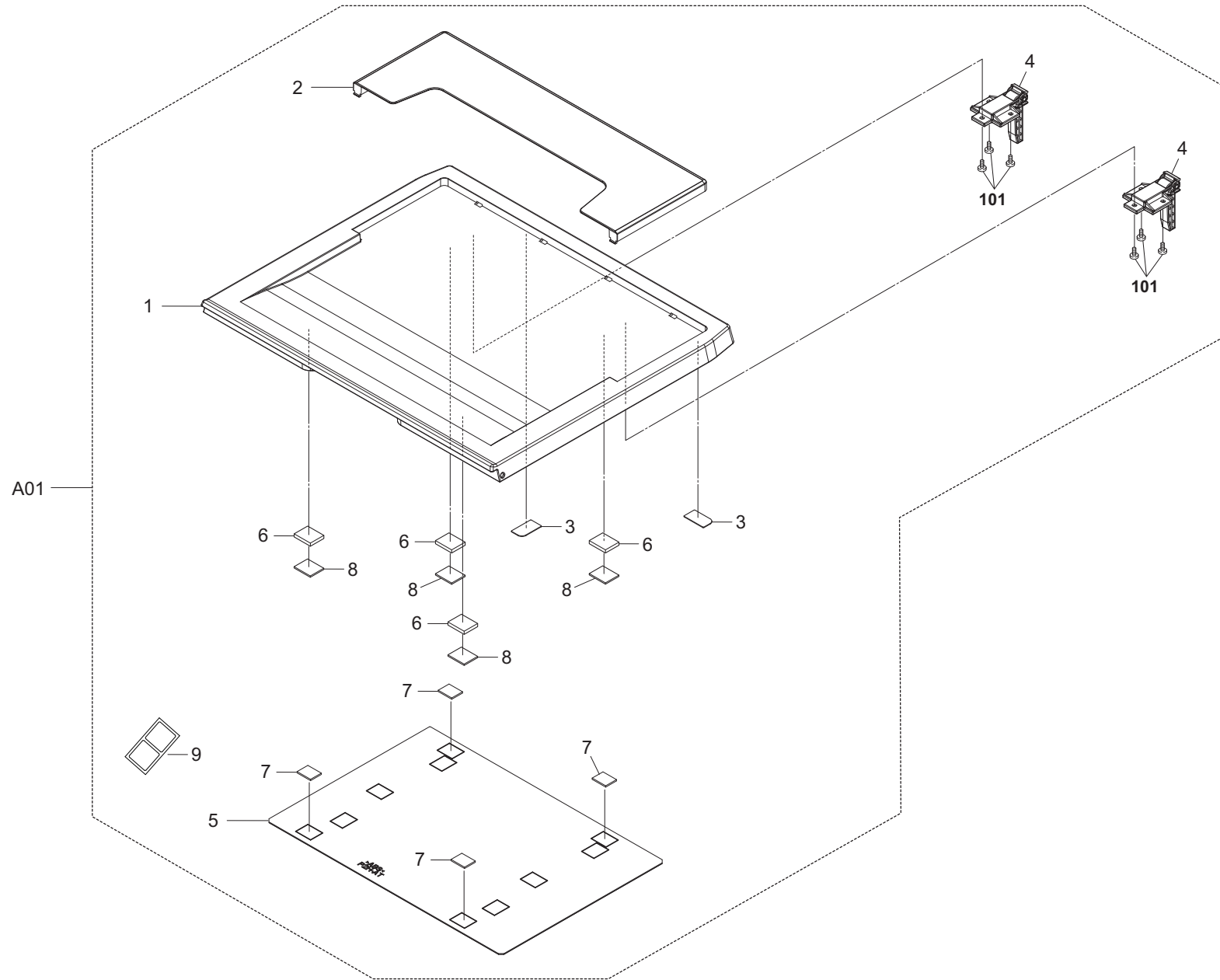


FIG. 63 Options 1

2L7/2RL/2TH/2RM/2RN/2ND/2SA/2RJ/2NK/2RR-4

Ref. No. 番号	Part.No. 部品番号	Alternative. 代替部品番号	Description 部品名称	Notes 備考	Revision 改訂	Quantity 個数			
						100(日本)	120	230	240
A01	1202H70UN0	022H70UN	PLATEN COVER TYPE(E)	25ppm/32ppm,35ppm/40ppm/50ppm/ 60ppm,40ppm(m)/50ppm(m)/60ppm(m):OPTION	4:Others	1	1	1	1
1	*302H717500	2H717500	COVER PLATEN			1	1	1	1
2	*302H717510	2H717510	COVER POCKET			1	1	1	1
3	*302H717520	2H717520	STOPPER RELEASE SWITCH			2	2	2	2
4	*302H717600	2H717600	HINGI ORIGINAL HOLDER			2	2	2	2
5	*303JC04201	3JC04201	PLATE ORIGINAL		2:Design-chg.	1	1	1	1
6	*303K502080	3K502080	SPONGE ORIGINAL MAT			4	4	4	4
7	*303MX02021	3MX02021	CUSHION ORIGINAL MAT A			4	4	4	4
8	*303MX02031	3MX02031	CUSHION ORIGINAL MAT B			4	4	4	4
9	*303PH34070	3PH34070	LABEL ISU REAR	2pcs		1	1	1	1
101	7BB280410H	BB111250	+BIND T.T P SCREW 4X10(BLACK)						

• Parts with a Ref.No. of 500 and above in the illustration indicate they are not selected for service parts.

・イラスト中で 500 番台の Ref 番号が付いている部品はサービスパーツに選定されていません。

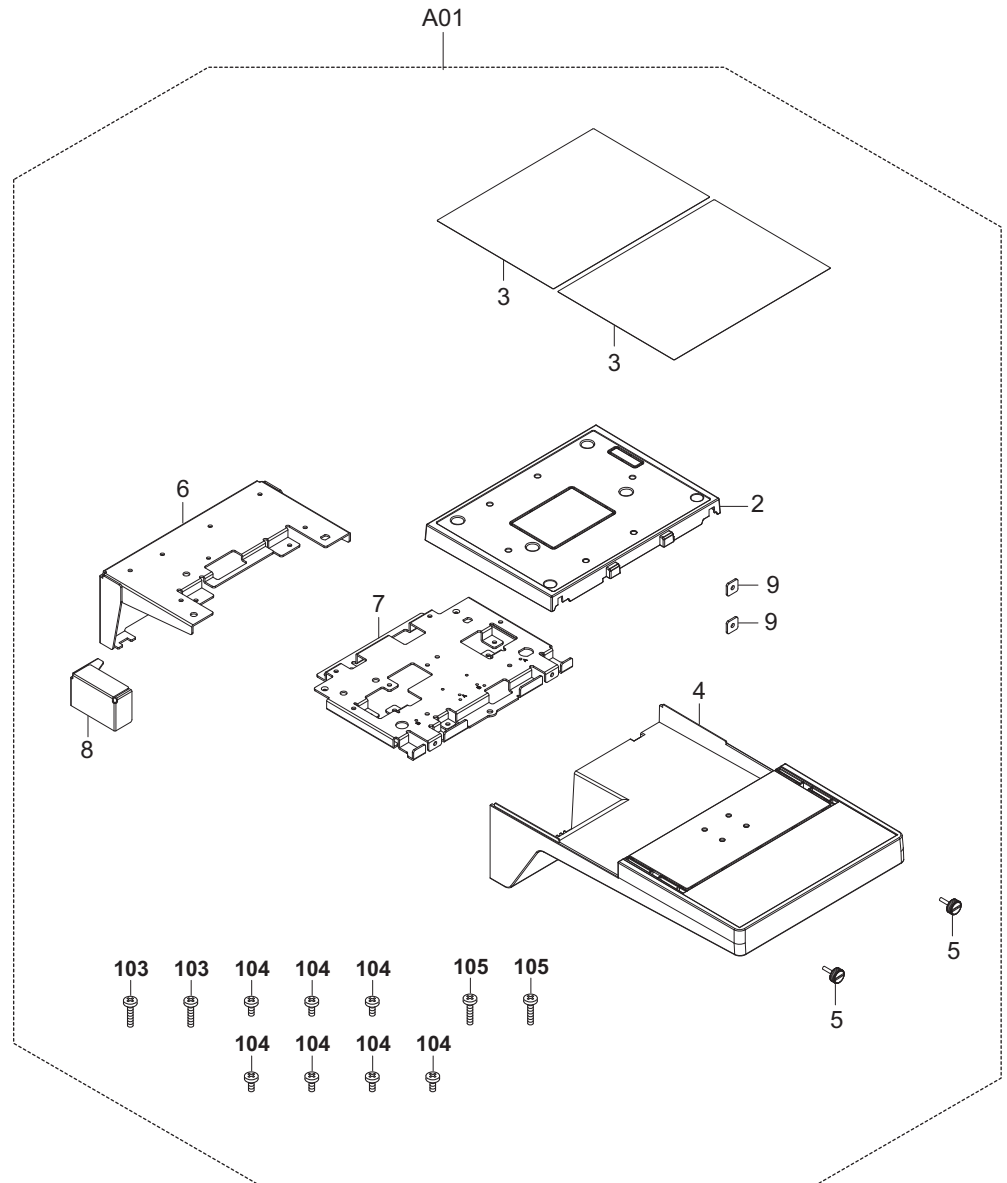
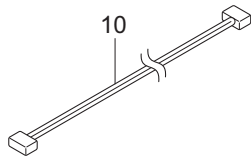
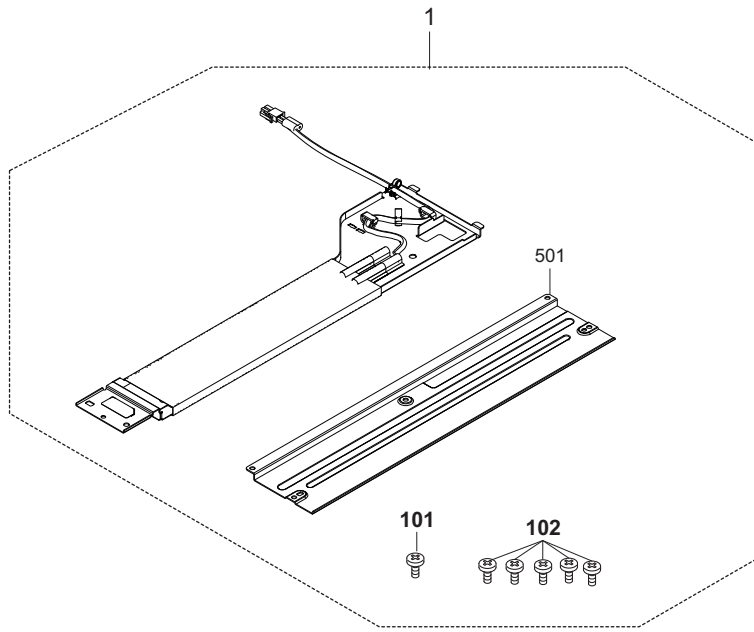


FIG. 64 Options 2

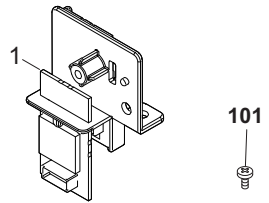
2L7/2RL/2TH/2RM/2RN/2ND/2SA/2RJ/2NK/2RR-4

Ref. No. 番号	Part.No. 部品番号	Alternative. 代替部品番号	Description 部品名称	Notes 備考	Revision 改訂	Quantity 個数			
						100(日本)	120	230	240
1	302ND94710	2ND94710	PARTS HEATER 100 ASSY			1			
1	302ND94720	2ND94720	PARTS HEATER 120 ASSY				1		
1	302ND94730	2ND94730	PARTS HEATER 240 ASSY					1	1
A01	1902LC0UN2	092LC0U2	DT-730(B)/DOCUMENT TRAY	25ppm/32ppm,35ppm/40ppm/50ppm/ 60ppm,40ppm(m)/50ppm(m)/60ppm(m):OPTION	4:Others	1	1	1	1
2	*302LC04601	2LC04601	COVER TRAY			1	1	1	1
3	*302LC04660	2LC04660	SHEET TRAY			2	2	2	2
4	*302LC04710	2LC04710	COVER TRAY LOWER			1	1	1	1
5	*303NS24410	3NS24410	SCREW PLATE DF			2	2	2	2
6	*302LC04611	2LC04611	STAY TRAY			1	1	1	1
7	*302LC04621	2LC04621	MOUNT TRAY			1	1	1	1
8	*302LC04670	2LC04670	PLATE TRAY			1	1	1	1
9	*3CY06030	3CY06030	RETAINER M4			2	2	2	2
10	302MV46090	2MV46090	WIRE KEY COUNTER	25ppm/32ppm,35ppm/40ppm/50ppm/ 60ppm,40ppm(m)/50ppm(m)/60ppm(m)	4:Add	1	1	1	1
101	7BB700308H	BB105600	+BIND T.T S SCREW 3X8 SR						
102	7BB200308H	BB105660	+BIND T.T P SCREW 3X8						
103	7BB607414H	BB107160	+TP-CUP M SCREW 4X14 R						
104	7BB180408H	BB111210	+BIND T.T S SCREW 4X8(BLACK)						
105	7BB607410H	BB106870	+TP-CUP M SCREW 4X10 R						

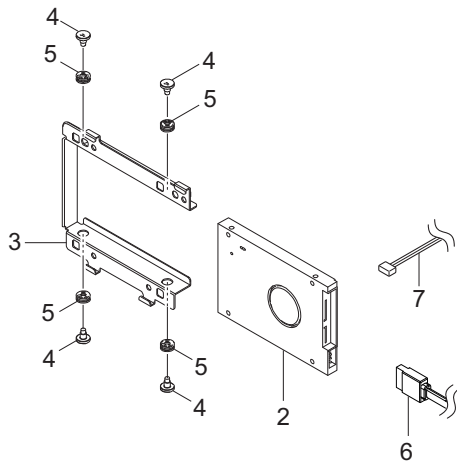
• Parts with a Ref.No. of 500 and above in the illustration indicate they are not selected for service parts.

・イラスト中で 500 番台の Ref 番号が付いている部品はサービスパーツに選定されていません。

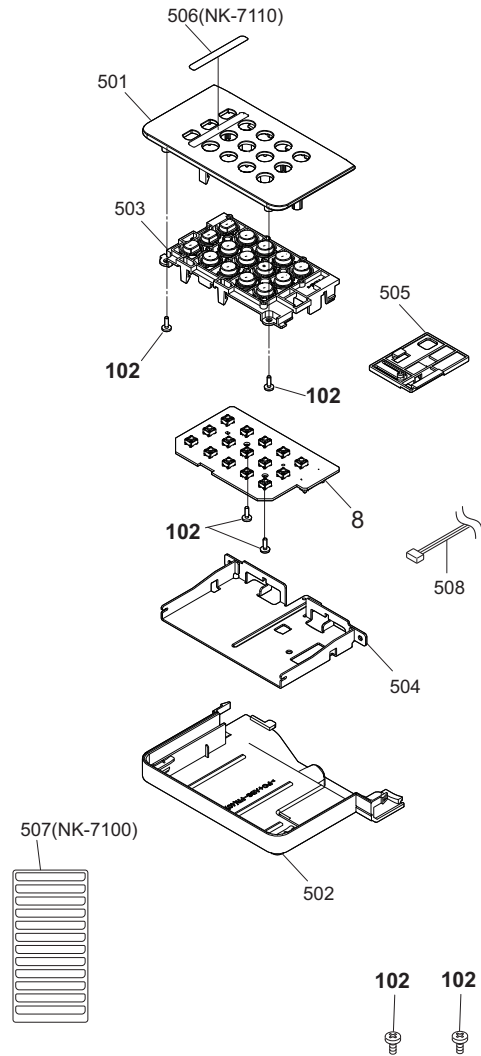
IB-35



HD-12



NK-7100 / NK-7110



KEYBOARD HOLDER 10

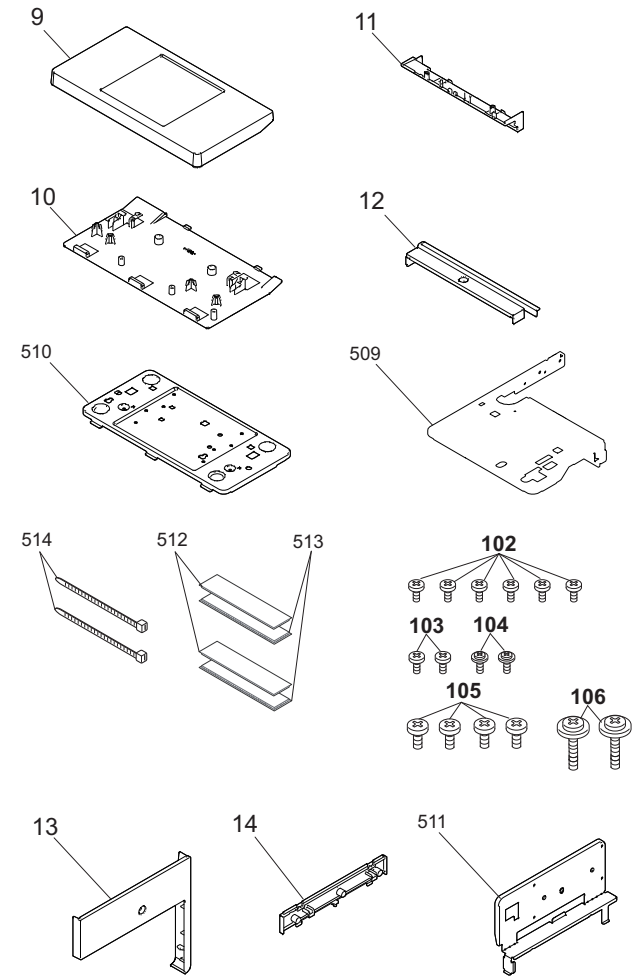


FIG. 65 Options 3

2L7/2RL/2TH/2RM/2RN/2ND/2SA/2RJ/2NK/2RR-4

Ref. No. 番号	Part.No. 部品番号	Alternative. 代替部品番号	Description 部品名称	Notes 備考	Revision 改訂	Quantity 個数			
						100 (日本)	120	230	240
1	303RR94010	3RR94010	PARTS WIFI UNIT SP		2:Add	1	1	1	1
2	302ND93180	2ND93180	PARTS STORAGE DEVICE SP	25ppm/32ppm,35ppm/40ppm/50ppm/ 60ppm,40ppm(m)/50ppm(m)/60ppm(m)	2:Add/4:Others	1	1	1	1
3	302RH39160	2RH39160	BRACKET HDD	25ppm/32ppm,35ppm/40ppm/50ppm/ 60ppm,40ppm(m)/50ppm(m)/60ppm(m)	2:Add/4:Others	1	1	1	1
4	302MV39341	2MV39341	PIN HDD	25ppm/32ppm,35ppm/40ppm/50ppm/ 60ppm,40ppm(m)/50ppm(m)/60ppm(m)	2:Add/4:Others	4	4	4	4
5	302JD19140	2JD19140	BUSHING FAN	25ppm/32ppm,35ppm/40ppm/50ppm/ 60ppm,40ppm(m)/50ppm(m)/60ppm(m)	2:Add/4:Others	4	4	4	4
6	302N446130	2N446130	WIRE HDD DATA 1	25ppm/32ppm,35ppm/40ppm/50ppm/ 60ppm,40ppm(m)/50ppm(m)/60ppm(m)	2:Add/4:Others	1	1	1	1
7	302RH46360	2RH46360	WIRE HDD POWER	25ppm/32ppm,35ppm/40ppm/50ppm/ 60ppm,40ppm(m)/50ppm(m)/60ppm(m)	2:Add/4:Others	1	1	1	1
8	303RT94010	3RT94010	PARTS PWB 10KEY ASSY SP		2:Add	1	1	1	1
9	309AN02030	9AN02030	COVER KEYBOARD TOP	25ppm/32ppm,35ppm/40ppm/50ppm/ 60ppm,40ppm(m)/50ppm(m)/60ppm(m)	2:Add/4:Others		1	1	1
10	309AN02040	9AN02040	COVER KEYBOARD BOTTOM	25ppm/32ppm,35ppm/40ppm/50ppm/ 60ppm,40ppm(m)/50ppm(m)/60ppm(m)	2:Add/4:Others		1	1	1
11	309AN02060	9AN02060	COVER REAR BOTTOM A	25ppm/32ppm,35ppm/40ppm/50ppm/ 60ppm,40ppm(m)/50ppm(m)/60ppm(m)	2:Add/4:Others		1	1	1
12	309AN02080	9AN02080	COVER REAR TOP B	25ppm/32ppm,35ppm/40ppm/50ppm/ 60ppm,40ppm(m)/50ppm(m)/60ppm(m)	2:Add/4:Others		1	1	1
13	309AN02050	9AN02050	COVER REAR TOP A	25ppm/32ppm,35ppm/40ppm/50ppm/ 60ppm,40ppm(m)/50ppm(m)/60ppm(m)	2:Add/4:Others		1	1	1
14	309AN02070	9AN02070	COVER REAR BOTTOM B	25ppm/32ppm,35ppm/40ppm/50ppm/ 60ppm,40ppm(m)/50ppm(m)/60ppm(m)	2:Add/4:Others		1	1	1
101	7BB600306H	BB105730	+BIND M SCREW 3X6 R		2:Add				
102	7BB700308H	BB105600	+BIND T.T S SCREW 3X8 SR		2:Add				
103	7BB200308H	BB105660	+BIND T.T P SCREW 3X8		2:Add				
104	7BB782308H	BB111300	+TP-FLAT T.T S SCREW 3X8 SR(BLACK)		2:Add				
105	7BB700408H	BB105640	+BIND T.T S SCREW 4X8 SR		2:Add				
106	7BB702420H	BB112700	+TP-FLAT T T S SCREW 4X20 SR		2:Add				

• Parts with a Ref.No. of 500 and above in the illustration indicate they are not selected for service parts.

• イラスト中で 500 番台の Ref 番号が付いている部品はサービスパーツに選定されていません。

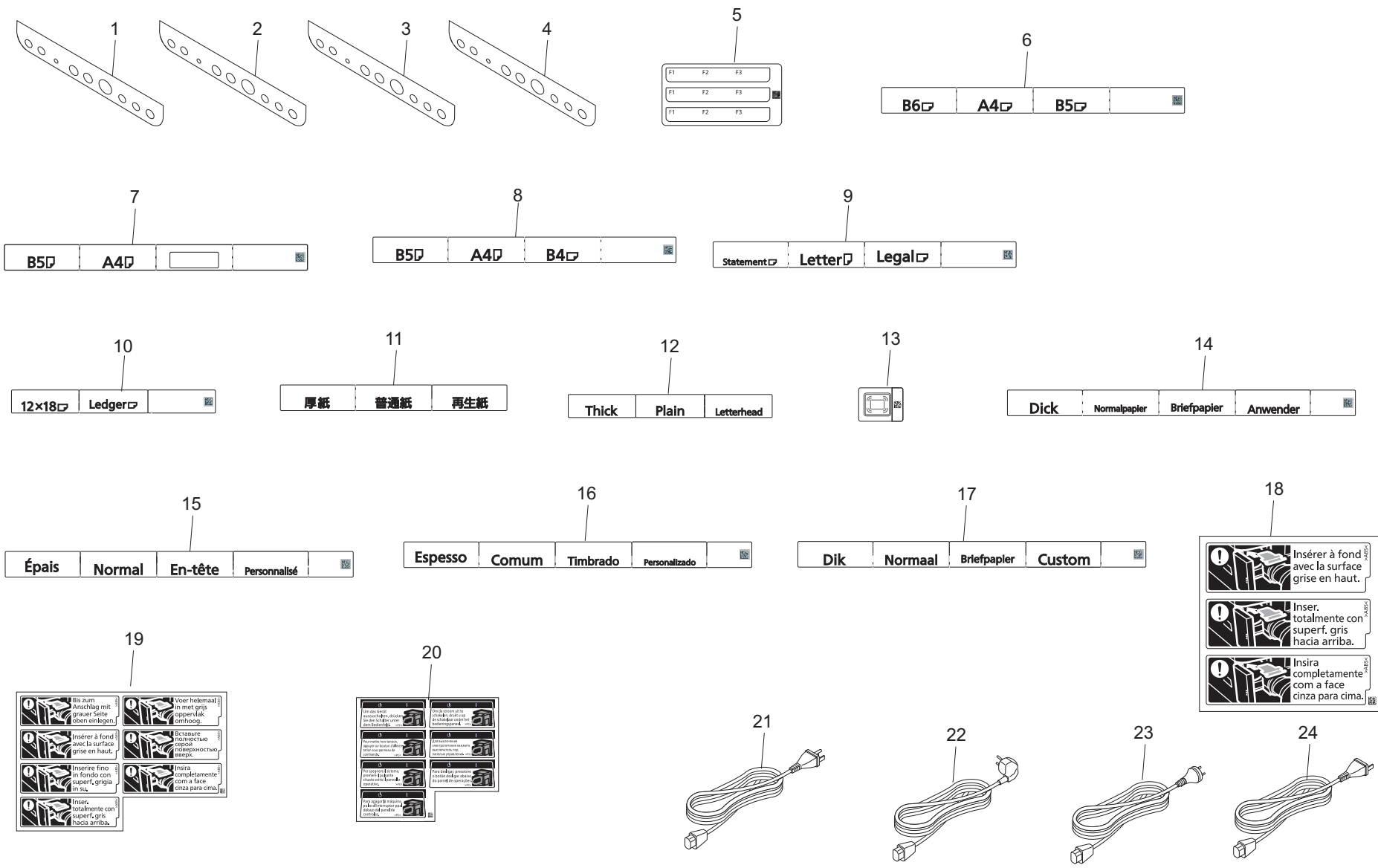


FIG. 66 Accessories

2L7/2RL/2TH/2RM/2RN/2ND/2SA/2RJ/2NK/2RR-4

Ref. No. 番号	Part.No. 部品番号	Alternative. 代替部品番号	Description 部品名称	Notes 備考	Revision 改訂	Quantity 個数			
						100 (日本)	120	230	240
1	302ND05500	2ND05500	SHEET OPERATION NL	German/Italian/Dutch/Russian:25ppm/32ppm,35ppm/40ppm/50ppm/60ppm,40ppm(m)/50ppm(m)/60ppm(m)	2:Add/4:Others			1	
1	302RR05060	2RR05060	SHEET OPERATION NL	German/Italian/Dutch/Russian:60ppm(A)	4:Add				1
2	302ND05510	2ND05510	SHEET OPERATION FRA	Frenchn:25ppm/32ppm,35ppm/40ppm/50ppm/60ppm,40ppm(m)/50ppm(m)/60ppm(m)	2:Add/4:Others		1		1
2	302RR05070	2RR05070	SHEET OPERATION FRA	Frenchn:60ppm(A)	4:Add		1		1
3	302ND05520	2ND05520	SHEET OPERATION SPA	Spanishn:25ppm/32ppm,35ppm/40ppm/50ppm/60ppm,40ppm(m)/50ppm(m)/60ppm(m)	2:Add/4:Others		1		1
3	302RR05080	2RR05080	SHEET OPERATION SPA	Spanishn:60ppm(A)	4:Add		1		1
4	302ND05530	2ND05530	SHEET OPERATION PTB	Brazilian Portuguese:25ppm/32ppm,35ppm/40ppm/50ppm/60ppm,40ppm(m)/50ppm(m)/60ppm(m)	2:Add/4:Others		1		1
4	302RR05090	2RR05090	SHEET OPERATION PTB	Brazilian Portuguese:60ppm(A)	4:Add		1		1
5	302ND05540	2ND05540	SHEET OPERATION FUNCTION		2:Add	1	1	1	1
6	302ND34120	2ND34120	SHEET PAPER SIZE M A		2:Add	2		2	2
7	302ND34130	2ND34130	SHEET PAPER SIZE M B		2:Add	1		1	1
8	302ND34140	2ND34140	SHEET PAPER SIZE M C		2:Add	1		1	1
9	302ND34150	2ND34150	SHEET PAPER SIZE I A		2:Add		2		
10	302ND34160	2ND34160	SHEET PAPER SIZE I B		2:Add		1		
11	302ND34170	2ND34170	SHEET PAPER SIZE M JP	Japanese	2:Add	2			
12	302ND34180	2ND34180	SHEET PAPER MEDIA EN	English	2:Add		2	2	1
13	302ND34230	2ND34230	LABEL CARD-READER	25ppm/32ppm,35ppm/40ppm/50ppm/60ppm,40ppm(m)/50ppm(m)/60ppm(m)	2:Add/4:Others	1	1	1	1
14	302ND34370	2ND34370	SHEET PAPER MEDIA GER ITA	German/Italian	2:Add			2	
15	302ND34380	2ND34380	SHEET PAPER MEDIA FRA SPA	French/Spanish	2:Add		2	2	
16	302ND34390	2ND34390	SHEET PAPER MEDIA PTB	Brazilian Portuguese	2:Add		2	2	
17	302ND34400	2ND34400	SHEET PAPER MEDIA DUT RUS	Dutch/Russian	2:Add			2	
18	302ND34430	2ND34430	LABEL OPERATION TONER US	French/Spanish/Brazilian Portuguese	2:Add		1		
19	302ND34440	2ND34440	LABEL OPERATION TONER NL	German/Italian/Dutch/Russian/French/Spanish/Brazilian Portuguese	2:Add			1	
20	302ND34480	2ND34480	LABEL SW CAUTION NL	German/Italian/Dutch/Russian/French/Spanish/Brazilian Portuguese:25ppm/32ppm,35ppm/40ppm/50ppm/60ppm,40ppm(m)/50ppm(m)/60ppm(m)	2:Add/4:Others			1	
20	302RR34120	2RR34120	LABEL SW CAUTION NL	German/Italian/Dutch/Russian/French/Spanish/Brazilian Portuguese:60ppm(A)	4:Add			1	
21	7AAACCU+13H001	AA150270	AC CORD ASSY SIDE US		2:Add		1		
22	302ND94650	2ND94650	PARTS AC CORD EU SP		2:Add			1	
23	7AAACCAS+10H002	AA114390	AC CORD ASSY AS		2:Add/4:Part No.-chg.				1
24	7AAACCP+15H009	AA150240	AC CORD ASSY SIDE JP		2:Add	1			

• Parts with a Ref.No. of 500 and above in the illustration indicate they are not selected for service parts.

• イラスト中で 500 番台の Ref 番号が付いている部品はサービスパーツに選定されていません。

FIG. 67 Maintenance Kits (25ppm/32ppm)

2L7/2RL/2TH/2RM/2RN/2ND/2SA/2RJ/2NK/2RR-5

Ref. No. 番号	Part.No. 部品番号	Alternative. 代替部品番号	Description 部品名称	Notes 備考	Revision 改訂	Quantity 個数			
						100(日本)	120	230	240
	1702RL0UN0 *302L793050	072RL0UN 2L793050	MK-8335B/MAINTENANCE KIT DK-8350	OPTION		1 3	1 3	1 3	1 3
	1702RL0JP1 1702RL0UN1 *302F909171 *302L793010 *302L79J010 *302L793061 *302N406030 *302ND94351 *302ND94380 *302ND94340 *302ND33250 *302ND93150 *302ND94180	072RL0J1 072RL0U1 2F909171 2L793010 2L79J010 2L793061 2N406030 2ND94351 2ND94380 2ND94340 2ND33250 2ND93150 2ND94180	MK-8335D/MAINTENANCE KIT MK-8335D/MAINTENANCE KIT RETARD ROLLER ASSY DV-8350K DV-8350K(J) FK-8350 PULLEY FEED PARTS ROLLER RETARD ASSY SP PARTS PULLEY FEED ASSY SP PARTS PULLEY PICKUP SP FILTER TOP TR-8550 ROLLER SECONDRY TRANSFER ASSY	OPTION OPTION		1 1 1 1 1 1 2 2 1 2 1 1 1	1 1 1 1 1 1 2 2 1 2 1 1 1	1 1 1 1 1 1 2 2 1 2 1 1 1	1 1 1 1 1 1 2 2 1 2 1 1 1
	1702RL0JP0 1702RL0UN2 *302L793020 *302L79J020 *302L793030 *302L79J030 *302L793040 *302L79J040	072RL0JP 072RL0U2 2L793020 2L79J020 2L793030 2L79J030 2L793040 2L79J040	MK-8335E/MAINTENANCE KIT MK-8335E/MAINTENANCE KIT DV-8350M DV-8350M(J) DV-8350C DV-8350C(J) DV-8350Y DV-8350Y(J)	OPTION OPTION		1 1 1 1 1 1 1	1 1 1 1 1 1 1	1 1 1 1 1 1 1	1 1 1 1 1 1 1
	1702RL0UN3 *302L793050	072RL0U3 2L793050	MK-8335A/MAINTENANCE KIT DK-8350	OPTION		1 1	1 1	1 1	1 1

• Parts with a Ref.No. of 500 and above in the illustration indicate they are not selected for service parts.

• イラスト中で 500 番台の Ref 番号が付いている部品はサービスパーツに選定されていません。

FIG. 68 Maintenance Kits (35ppm/40ppm/50ppm/60ppm/60ppm(A))

2L7/2RL/2TH/2RM/2RN/2ND/2SA/2RJ/2NK/2RR-5

Ref. No. 番号	Part.No. 部品番号	Alternative. 代替部品番号	Description 部品名称	Notes 備考	Revision 改訂	Quantity 個数			
						100(日本)	120	230	240
	1702ND0JP0	072ND0JP	MK-8515B/MAINTENANCE KIT	OPTION		1			
	1702ND0UN0	072ND0UN	MK-8515B/MAINTENANCE KIT	OPTION					
	*302ND93071	2ND93071	DK-8550		5:Design-chg.	3	1	1	1
	*302ND93041	2ND93041	DV-8550M		5:Design-chg.		3	3	3
	*302ND9J041	2ND9J041	DV-8550M(J)		5:Design-chg.	1	1	1	1
	*302ND93051	2ND93051	DV-8550C		5:Design-chg.		1	1	1
	*302ND9J051	2ND9J051	DV-8550C(J)		5:Design-chg.	1			
	*302ND93061	2ND93061	DV-8550Y		5:Design-chg.		1	1	1
	*302ND9J061	2ND9J061	DV-8550Y(J)		5:Design-chg.	1			
	1702ND0JP1	072ND0J1	MK-8515A/MAINTENANCE KIT	OPTION	1:Others	1			
	1702ND7UN0	072ND7UN	MK-8515A/MAINTENANCE KIT	OPTION	1:Others		1	1	1
	*302F909171	2F909171	RETARD ROLLER ASSY		3:Others	1	1	1	1
	*302N406030	2N406030	PULLEY FEED		3:Others	2	2	2	2
	*302ND94351	2ND94351	PARTS ROLLER RETARD ASSY SP		5:Design-chg.	2	2	2	2
	*302ND94380	2ND94380	PARTS PULLEY FEED ASSY SP		3:Others	1	1	1	1
	*302ND94340	2ND94340	PARTS PULLEY PICKUP SP		3:Others	2	2	2	2
	*302ND33250	2ND33250	FILTER TOP		3:Others	1	1	1	1
	*302ND33260	2ND33260	FILTER REAR LOWER		3:Others	1	1	1	1
	*302ND93071	2ND93071	DK-8550		5:Design-chg.	1	1	1	1
	*302ND93031	2ND93031	DV-8550K		5:Design-chg.		1	1	1
	*302ND9J031	2ND9J031	DV-8550K(J)		5:Design-chg.	1			
	*302ND93150	2ND93150	TR-8550		3:Others	1	1	1	1
	*302ND93081	2ND93081	FK-8550		3:Design-chg.		1	1	1
	*302ND93190	2ND93190	FK-8560		3:Add	1			
	*302ND94180	2ND94180	ROLLER SECONDRY TRANSFER ASSY		3:Others	1	1	1	1

• Parts with a Ref.No. of 500 and above in the illustration indicate they are not selected for service parts.

・イラスト中で 500 番台の Ref 番号が付いている部品はサービスパーツに選定されていません。

FIG. 69 Maintenance Kits (40ppm(m)/50ppm(m)/60ppm(m))

2L7/2RL/2TH/2RM/2RN/2ND/2SA/2RJ/2NK/2RR-5

Ref. No. 番号	Part.No. 部品番号	Alternative. 代替部品番号	Description 部品名称	Notes 備考	Revision 改訂	Quantity 個数			
						100(日本)	120	230	240
	1702NK0JP0	072NK0JP	MK-6325/MAINTENANCE KIT	OPTION		1			
	1702NK0UN0	072NK0UN	MK-6325/MAINTENANCE KIT	OPTION					
	*302F909171	2F909171	RETARD ROLLER ASSY		3:Others	1	1	1	1
	*302N406030	2N406030	PULLEY FEED		3:Others	2	2	2	2
	*302ND94351	2ND94351	PARTS ROLLER RETARD ASSY SP		5:Design-chg.	2	2	2	2
	*302ND94380	2ND94380	PARTS PULLEY FEED ASSY SP		3:Others	1	1	1	1
	*302ND94340	2ND94340	PARTS PULLEY PICKUP SP		3:Others	2	2	2	2
	*302ND33250	2ND33250	FILTER TOP		3:Others	1	1	1	1
	*302ND33260	2ND33260	FILTER REAR LOWER		3:Others	1	1	1	1
	*302ND93071	2ND93071	DK-8550		5:Design-chg.	1	1	1	1
	*302ND93031	2ND93031	DV-8550K		5:Design-chg.		1	1	1
	*302ND9J031	2ND9J031	DV-8550K(J)		5:Design-chg.	1			
	*302NK93030	2NK93030	TR-6500		3:Others	1	1	1	1
	*302ND93081	2ND93081	FK-8550		3:Design-chg.		1	1	1
	*302ND93190	2ND93190	FK-8560		3:Add	1			
	*302ND94180	2ND94180	ROLLER SECONDRY TRANSFER ASSY		3:Others	1	1	1	1

• Parts with a Ref.No. of 500 and above in the illustration indicate they are not selected for service parts.

• イラスト中で 500 番台の Ref 番号が付いている部品はサービスパーツに選定されていません。

INDEX / 索引

2L7/2RL/2TH/2RM/2RN/2ND/2SA/2RJ/2NK/2RR-5

Part.No. 部品番号	Alternative. 代替部品番号	Description 部品名称	Fig.No.
63706260	63706260	SPRING,STACK BYPASS GEAR	31
1202H70UN0	022H70UN	PLATEN COVER TYPE(E)	63
1702ND0JP0	072ND0JP	MK-8515B/MAINTENANCE KIT	68
1702ND0JP1	072ND0J1	MK-8515A/MAINTENANCE KIT	68
1702ND0UN0	072ND0UN	MK-8515B/MAINTENANCE KIT	68
1702ND7UN0	072ND7UN	MK-8515A/MAINTENANCE KIT	68
1702NK0JP0	072NK0JP	MK-6325/MAINTENANCE KIT	69
1702NK0UN0	072NK0UN	MK-6325/MAINTENANCE KIT	69
1702RL0JP0	072RL0JP	MK-8335E/MAINTENANCE KIT	67
1702RL0JP1	072RL0J1	MK-8335D/MAINTENANCE KIT	67
1702RL0UN0	072RL0UN	MK-8335B/MAINTENANCE KIT	67
1702RL0UN1	072RL0U1	MK-8335D/MAINTENANCE KIT	67
1702RL0UN2	072RL0U2	MK-8335E/MAINTENANCE KIT	67
1702RL0UN3	072RL0U3	MK-8335A/MAINTENANCE KIT	67
1902LC0UN2	092LC0U2	DT-730(B)/DOCUMENT TRAY	64
1902ND0UN0	092ND0UN	WT-8500/WASTE TONER BOTTLE	6
2BC06520	2BC06520	BUSHING 6,REGISTRATION	12
2BC06910	2BC06910	STOPPER 6	18,34
2BC06980	2BC06980	STOPPER 5	3,21,22,23
2BC12190	2BC12190	SPRING,MIRROR HOLDER	21,23
2C912150	2C912150	RETAINER WIRE	21,23
2C912430	2C912430	LID KMAS	37
2DC12230	2DC12230	SLIDER SCANNER	21,23
2FB27160	2FB27160	INTER LOCK SWITCH	5,38
302BM07410	2BM07410	GEAR GUIDE SIDE	9,10
302DY04011	2DY04011	EMBLEM KC 1SG 70 B	1
302F909171	2F909171	RETARD ROLLER ASSY	16,67,68,69
302F914560	2F914560	SPRING LEVER DLP	30
302F928170	2F928170	SPRING PULLEY	30
302F929140	2F929140	BUSH DU	16
302F931270	2F931270	SPRING FUSER	5
302FB09830	2FB09830	CUT WASHER 4	1,11,13,20
302FB26290	2FB26290	LID VENDOR	38
302FZ01310	2FZ01310	VARISTOR TC ASS'Y	18
302FZ02580	2FZ02580	CAP HANDLE	8
302FZ03110	2FZ03110	SEAL HANDLE	8
302FZ07310	2FZ07310	BUSH CONTACT MPT B	15
302FZ07540	2FZ07540	HOLDER SHAFT OUT	15
302FZ25740	2FZ25740	STOPPER 4	8
302FZ29140	2FZ29140	COLLAR DU PULLEY	15
302FZ44040	2FZ44040	FAN BOX COOLING	37
302FZ94660	2FZ94660	PARTS,FAN IMAGE SP	6
302GR05080	2GR05080	CUSHION HANDLE A	17,31
302GR09991	2GR09991	LIFT LOCK	9,10
302GR17380	2GR17380	SPRING RELEASE SWITCH	22,24
302GR25241	2GR25241	PIN GUIDE CHUTE	5
302GR44080	2GR44080	FAN LSU 60-25	1
302H004660	2H004660	MAGNET CATCH	3,5
302H017120	2H017120	PULLEY LEFT FRAME	16,21,23
302H017380	2H017380	GROUND BASE SCANNER	34
302H024331	2H024331	SPRING REGIST R	25

Part.No. 部品番号	Alternative. 代替部品番号	Description 部品名称	Fig.No.
302H024370	2H024370	BUSH 6 EW	14,15,30
302H024830	2H024830	BUSH 8	34
302H431070	2H431070	BUSH DRIVE 6	13
302H702590	2H702590	BUSH SCREW	30,35
302H708150	2H708150	SPONGE WIRE MPT	20
302H714930	2H714930	CUT WASHER 6 12 25	34
302H717500	2H717500	COVER PLATEN	63
302H717510	2H717510	COVER POCKET	63
302H717520	2H717520	STOPPER RELEASE SWITCH	63
302H717600	2H717600	HINGI ORIGINAL HOLDER	63
302H719150	2H719150	SPONGE WIRE	6
302H731500	2H731500	GEAR Z36L MAIN	35
302H733430	2H733430	SCREW FAN	1,18,33
302HG12310	2HG12310	CUT WASHER 4	35
302HG24200	2HG24200	BUSH METAL REGIST	11
302HN02720	2HN02720	SEAL SQUARE 25-20	37
302HN08140	2HN08140	LUTCH	3
302HN09190	2HN09190	SPRING FIX	9,10
302HN09240	2HN09240	SIZE FIX	9,10
302HN31200	2HN31200	GEAR Z35L	35
302HN31410	2HN31410	SPRING FEED	35
302HN31590	2HN31590	BUSH DRIVE	13
302HN31660	2HN31660	JOINT SHAFT CASSETTE	14,35
302HN44100	2HN44100	MOTOR REVERSE	22
302JD19140	2JD19140	BUSHING FAN	39,65
302JF02160	2JF02160	HANDLE	8
302JF19011	2JF19011	PIN LSU	25
302JZ31170	2JZ31170	GEAR Z27L MAIN	35
302K031310	2K031310	GEAR MIDDLE CLN Z30R	35
302K094300	2K094300	PARTS FAN MOTOR SP	37
302K304540	2K304540	SPRING HOOK	16
302K309350	2K309350	STOPPER SIZE SET	9,10
302K317065	2K317065	FRAME MIRROR A	21,23
302K317111	2K317111	FRAME MIRROR B	21,23
302K317160	2K317160	GUIDE FFC LED B	21,23
302K317172	2K317172	GUIDE FFC LED C	21,23
302K317310	2K317310	GUIDE FFC LED D	21,23
302K317330	2K317330	MOUNT PI	22,24
302K317440	2K317440	GEAR Z18-Z63R	22
302K317450	2K317450	SEAL FRAME ISU A	22,24
302K317460	2K317460	SEAL FRAME ISU B	22,24
302K317650	2K317650	SEAL FRAME ISU C	22,24
302K317660	2K317660	FILM FRAME	22,24
302K317730	2K317730	SPRING DRIVE TENSION	22
302K317830	2K317830	PLATE ADJUST B	21,23
302K324450	2K324450	BUSH 6	21
302K329020	2K329020	PULLEY DU	13
302K329270	2K329270	BUSH DU	13,15
302K331140	2K331140	GEAR Z30R IDLE	35
302K339050	2K339050	PLATE OPTION	39
302K903560	2K903560	SEAL COOLING FAN C	18

Part.No. 部品番号	Alternative. 代替部品番号	Description 部品名称	Fig.No.
302K903620	2K903620	SHIELD SCREW	37
302K906080	2K906080	PIN PICK UP IDLE	12
302K906750	2K906750	TORQUE-LIMITER 390	11
302K908211	2K908211	ACTUATOR SIZE DETECTION	20
302K908220	2K908220	SPRING-TORSION SIZE DETECTION	20
302K909260	2K909260	PAD BOTTOM	9,10
302K921120	2K921120	STOPPER 8	11
302K921420	2K921420	CUT-WASHER 6	1
302K924040	2K924040	SPRING-COMPRESSION REGIST F	19
302K924050	2K924050	SPRING-COMPRESSION REGIST R	19
302K924060	2K924060	GEAR Z22R	19
302K924430	2K924430	BUSH REGIST CENTER	18
302K924510	2K924510	GEAR Z24L	11
302K924820	2K924820	CUT-WASHER 4	12,19
302K924830	2K924830	BUSH DU EW	16,19
302K925360	2K925360	CAP SPRING	30
302K926050	2K926050	NUT FUSER	1
302K928190	2K928190	SPRING-TORSION SWITCHBACK	30
302K931080	2K931080	WIRE STOPPER	8,11,13,15,16,17,22, 24,39
302K931510	2K931510	GEAR Z35R	35
302K931550	2K931550	GEAR Z27L	35
302K931970	2K931970	HOLDER BEARING MR126ZZ	11
302K994210	2K994210	PARTS PWB EDGE SENSOR ASSY SP	6
302K994270	2K994270	PARTS PWB KUJO ASSY SP	37
302K994350	2K994350	PARTS FAN COOLING DLP 70 SP	33
302K994360	2K994360	PARTS FAN COOLING LSU 60 SP	6,18
302K994380	2K994380	PARTS SOLENOID FEED SHIFT SP	31
302K994E10	2K994E10	PARTS IC EEPROM SP	37
302KK25140	2KK25140	SEAL DISCHARGER	18
302KK94720	2KK94720	PARTS MIRROR A SP	21,23
302KK94730	2KK94730	PARTS MIRROR B SP	21,23
302L717060	2L717060	BELT ISU	22
302L728010	2L728010	FRAME EXIT L	30
302L728020	2L728020	MOUNT EXIT DRIVE REAR A	31
302L728030	2L728030	MOUNT EXIT DRIVE REAR B	31
302L728040	2L728040	GEAR Z45L Z21S	31
302L728050	2L728050	GEAR Z32R	31
302L728060	2L728060	PLATE EARTH	31
302L728080	2L728080	SPONGE WIRE	31
302L731010	2L731010	PLATE FUSER DRIVE	34
302L731020	2L731020	GEAR Z43S Z72R	34
302L731030	2L731030	GEAR Z29S EXIT	34
302L733010	2L733010	DUCT DLP LOWER FRONT	6
302L734190	2L734190	LABEL EMBLEM 2552C	4
302L746010	2L746010	CONN.CORD ASSY MAIN	40
302L746100	2L746100	CONN.CORD ASSY FFC MAIN ENGINE	37,45
302L746120	2L746120	CONN.CORD ASSY ISU	41
302L746140	2L746140	CONN.CORD ASSY FFC ENGINE LSU3	41,56
302L746150	2L746150	CONN.CORD ASSY EXIT	31,42
302L746160	2L746160	CONN.CORD ASSY LVU FAN L	61

Part.No. 部品番号	Alternative. 代替部品番号	Description 部品名称	Fig.No.
302L793010	2L793010	DV-8350K	26,67
302L793020	2L793020	DV-8350M	26,67
302L793030	2L793030	DV-8350C	26,67
302L793040	2L793040	DV-8350Y	26,67
302L793050	2L793050	DK-8350	27,67
302L793061	2L793061	FK-8350	29,67
302L793070	2L793070	FK-8585IH	29
302L793080	2L793080	FK-8580IH	29
302L793100	2L793100	PARTS MOUNT LED ASSY SP	21
302L793110	2L793110	LK-8350	25
302L793120	2L793120	DR-8350	32
302L793130	2L793130	MC-8350	27
302L794021	2L794021	PARTS BOX WASTE L ASSY SP	32
302L794030	2L794030	PARTS PWB DRUM DLP CONNECT ASSY SP	6
302L794040	2L794040	PARTS FEED DRIVE L ASSY SP	35
302L794060	2L794060	PARTS HINGE L ASSY SP	6
302L794070	2L794070	PARTS TONER HOPPER L UNIT SP	7
302L794082	2L794082	PARTS PWB MAIN ASSY SP	37
302L794092	2L794092	PARTS PWB MAIN ASSY EU SP	37
302L794111	2L794111	PARTS PWB ENGINE ASSY SP	37
302L794120	2L794120	PARTS PWB FEED IMAGE ASSY SP	32
302L794130	2L794130	PARTS UNIT LOW VOLTAGE 100 SP	38
302L794141	2L794141	PARTS UNIT LOW VOLTAGE 200 SP	38
302L794150	2L794150	PARTS UNIT HIGH VOLTAGE MAIN SP	38
302L794160	2L794160	PARTS FAN COOLING LSU 60 ASSY SP	6
302L794170	2L794170	PARTS SSD SP	37
302L794180	2L794180	PARTS ROLLER REGIST L ASSY SP	11
302L794191	2L794191	PARTS EXIT UNIT L SP	30,31
302L794200	2L794200	PARTS COVER FRONT CONT CLR L ASSY SP	5
302L79J010	2L79J010	DV-8350K(J)	26,67
302L79J020	2L79J020	DV-8350M(J)	26,67
302L79J030	2L79J030	DV-8350C(J)	26,67
302L79J040	2L79J040	DV-8350Y(J)	26,67
302LC03100	2LC03100	GEAR Z25S	31
302LC04601	2LC04601	COVER TRAY	64
302LC04611	2LC04611	STAY TRAY	64
302LC04621	2LC04621	MOUNT TRAY	64
302LC04660	2LC04660	SHEET TRAY	64
302LC04670	2LC04670	PLATE TRAY	64
302LC04710	2LC04710	COVER TRAY LOWER	64
302LF12410	2LF12410	STOPPER 3	5,17,19,39
302LF28342	2LF28342	PULLEY P18-S2M	15
302LK26050	2LK26050	CAP SPRING	8
302LV25420	2LV25420	PIN FUSER	22,24
302LV31480	2LV31480	BUSH DRIVE POM	35
302LW04260	2LW04260	SPACER USB	1,3
302M294130	2M294130	PARTS PWB ASSY THERMISTOR SP	37
302MV17030	2MV17030	COVER LENS	21,23
302MV39341	2MV39341	PIN HDD	39,65
302MV46090	2MV46090	WIRE KEY COUNTER	64
302N294010	2N294010	PARTS MOTOR ISU SP	24

Part.No. 部品番号	Alternative. 代替部品番号	Description 部品名称	Fig.No.
302N406030	2N406030	PULLEY FEED	12,67,68,69
302N406070	2N406070	SHAFT PICKUP PRIMARY	12
302N406120	2N406120	ONEWAY-CLUTCH 6	12
302N446130	2N446130	WIRE HDD DATA 1	62,65
302ND02290	2ND02290	HOLDER FUSER DRAWER	37
302ND02400	2ND02400	PLATE EARTH	37
302ND02481	2ND02481	SHEET GUIDE TRANSFER	37
302ND02490	2ND02490	MOUNT PF PIN	8
302ND02510	2ND02510	MOUNT DRAWER	38
302ND02530	2ND02530	HOLDER HEATER CONNECTOR	8
302ND02540	2ND02540	PLATE COVER HEATER	8
302ND02580	2ND02580	PLATE EARTH ISU	37
302ND02610	2ND02610	COVER LVU PWB	38
302ND02620	2ND02620	REINFORCEMENT REAR FRAME	38
302ND02790	2ND02790	STOPPER GUIDE PAPER	8
302ND03700	2ND03700	PIN HINGE GEAR	35
302ND04010	2ND04010	COVER FRONT	1
302ND04020	2ND04020	COVER FRONT RIGHT	1
302ND04031	2ND04031	COVER INNER FRONT UP	3
302ND04040	2ND04040	COVER INNER FRONT LOW	3
302ND04050	2ND04050	COVER RIGHT REAR	1
302ND04060	2ND04060	COVER LEFT	1
302ND04070	2ND04070	COVER LEFT UP	1
302ND04080	2ND04080	COVER REAR UPPER	1
302ND04090	2ND04090	COVER REAR LOWER	1
302ND04101	2ND04101	COVER TRAY TOP	3
302ND04110	2ND04110	COVER TOP REAR	3
302ND04121	2ND04121	COVER ISU FRONT	22,24
302ND04130	2ND04130	COVER ISU RIGHT	1
302ND04141	2ND04141	COVER ISU REAR	1
302ND04151	2ND04151	COVER WASTE	1
302ND04170	2ND04170	COVER INNER FRONT HIGH	3
302ND04180	2ND04180	COVER LEFT REAR	1
302ND04190	2ND04190	COVER ISU CONTACT RIGHT	22,24
302ND04200	2ND04200	COVER ISU CONTACT LEFT	22,24
302ND04210	2ND04210	COVER ISU CONTACT FRONT	22,24
302ND04220	2ND04220	COVER ISU CONTACT REAR	22,24
302ND04230	2ND04230	COVER RIGHT FRONT	1
302ND04240	2ND04240	COVER LEFT LID	1
302ND04250	2ND04250	TRAY INNER UPPER	3
302ND04260	2ND04260	SHAFT TRAY	3
302ND04271	2ND04271	ACTUATOR TRAY INNER	3
302ND04280	2ND04280	STOPPER PAPER OUTER	3
302ND04290	2ND04290	STOPPER PAPER INNER	3
302ND04300	2ND04300	SLIDER COVER	1
302ND04310	2ND04310	COVER LEFT B	1
302ND04321	2ND04321	MOUNT INTERLOCK	5
302ND04330	2ND04330	LEVER SWITCH	3
302ND04340	2ND04340	PLATE SHIELD	1
302ND04350	2ND04350	COVER ACTUATOR	3
302ND04370	2ND04370	SPRING INTERLOCK	5

Part.No. 部品番号	Alternative. 代替部品番号	Description 部品名称	Fig.No.
302ND04380	2ND04380	SPRING SLIDER	1
302ND04390	2ND04390	SPRING LEVER SWITCH	3
302ND04410	2ND04410	COVER MAIN SWITCH	1
302ND04421	2ND04421	SPRING ACTUATOR	3
302ND04430	2ND04430	COVER RIGHT LOWER	3
302ND04440	2ND04440	SHEET DUCT PU	3
302ND04450	2ND04450	SEAL DUCT PU	3
302ND04460	2ND04460	PLATE INTERLOCK	5
302ND04470	2ND04470	LID SD-CARD	1
302ND04480	2ND04480	SPRING COVER LOCK	3
302ND04510	2ND04510	PIN INTERLOCK	5
302ND04530	2ND04530	SPONGE SPEAKER	5
302ND04560	2ND04560	PLATE COVER LOWER	3
302ND04570	2ND04570	STRAP FRONT COVER	1
302ND04580	2ND04580	TRAY SUB ENVELOPE	3
302ND04610	2ND04610	COVER DP B	3
302ND04630	2ND04630	FULCRUM-PIN FEED	8
302ND04660	2ND04660	COVER RIGHT SIDE	1
302ND04672	2ND04672	COVER TRAY BASE	3
302ND04680	2ND04680	COVER RIGHT REAR UPPER	1
302ND04690	2ND04690	COVER HANDLE	1
302ND04700	2ND04700	COVER KEYBOARD	1
302ND04710	2ND04710	LID CARD-READER RIGHT	1
302ND04720	2ND04720	COVER DP	3
302ND04730	2ND04730	COVER INNER	3
302ND04741	2ND04741	COVER FRONT UPPER	1
302ND04750	2ND04750	COVER CONTAINER Y	5
302ND04760	2ND04760	COVER CONTAINER C	5
302ND04770	2ND04770	COVER CONTAINER M	5
302ND04780	2ND04780	COVER CONTAINER K	5
302ND04820	2ND04820	COVER OUTER CONTAINER	3
302ND04860	2ND04860	MOUNT PWB USB	2,22,24
302ND04870	2ND04870	KEY POWER	5
302ND04880	2ND04880	HOLDER KEY POWER	5
302ND04910	2ND04910	MOUNT PUSH SW	5
302ND04920	2ND04920	MOUNT KEYBOARD	22,24
302ND04930	2ND04930	MOUNT PI	39
302ND04940	2ND04940	COVER FILTER	2,3
302ND04950	2ND04950	SHAFT COVER CONTAINER	5
302ND04961	2ND04961	STOPPER PAPER INNER	3
302ND04970	2ND04970	SEAL AIR DUCT COVER	1
302ND04980	2ND04980	COVER FILTER EXIT	1
302ND04A40	2ND04A40	CUSHION COVER LEFT	1
302ND04A60	2ND04A60	STOPPER PAPER	3
302ND04A70	2ND04A70	PLATE SUPPORT STOPPER PAPER	3
302ND04A90	2ND04A90	SPRING ACTUATOR TRAY	3
302ND05500	2ND05500	SHEET OPERATION NL	66
302ND05510	2ND05510	SHEET OPERATION FRA	66
302ND05520	2ND05520	SHEET OPERATION SPA	66
302ND05530	2ND05530	SHEET OPERATION PTB	66
302ND05540	2ND05540	SHEET OPERATION FUNCTION	66

Part.No. 部品番号	Alternative. 代替部品番号	Description 部品名称	Fig.No.
302ND06010	2ND06010	FRAME FEED UPPER	12
302ND06020	2ND06020	HOLDER PICKUP	12
302ND06030	2ND06030	SHAFT PRIMARY FEED	12
302ND06040	2ND06040	GEAR Z30 FEED OW	12
302ND06050	2ND06050	GEAR Z24 PICKUP	12
302ND06060	2ND06060	GEAR Z32 FEED	12
302ND06070	2ND06070	ACTUATOR PAPER EMPTY	12
302ND06080	2ND06080	SPRING PICKUP	12
302ND06090	2ND06090	LEVER PICKUP RELEASE	12
302ND06100	2ND06100	SPRING PICKUP RELEASE	12
302ND06130	2ND06130	HOLDER RETARD	12
302ND06140	2ND06140	SHAFT RETARD	12
302ND06150	2ND06150	SPRING RETARD	12
302ND06160	2ND06160	LEVER RETARD	12
302ND06170	2ND06170	PLATE RETARD ADJUST	12
302ND06180	2ND06180	LEVER RETARD RELEASE	12
302ND06190	2ND06190	SPRING RETARD RELEASE	12
302ND06220	2ND06220	LEVER FEED LOCK	12
302ND06230	2ND06230	SPRING FEED LOCK	12
302ND06240	2ND06240	GUIDE PRIMARY FEED SUB	12
302ND06520	2ND06520	GUIDE PRIMARY FEED A	12
302ND06530	2ND06530	GUIDE PRIMARY FEED B	12
302ND06570	2ND06570	ACTUATOR FEED LOW	13
302ND06590	2ND06590	PIN DRIVE MIDDLE	8
302ND06610	2ND06610	GEAR Z29L-Z27L	8
302ND06640	2ND06640	MOUNT SENSOR OPT B	13
302ND06660	2ND06660	FILM FEED LOW	12
302ND06680	2ND06680	JOINT SHAFT EW	13
302ND06720	2ND06720	SPRING ACTUATOR PI	13,16
302ND06761	2ND06761	MOUNT SENSOR	13
302ND06770	2ND06770	MOUNT FULCRUM	13
302ND06780	2ND06780	FILM FEED LOW B	12
302ND06790	2ND06790	MOUNT COVER STRAP	13
302ND06800	2ND06800	MOUNT FULCRUM R	13
302ND08100	2ND08100	COVER MPF	20
302ND08111	2ND08111	TABLE MPF	20
302ND08120	2ND08120	BASE LIFT MPF	20
302ND08130	2ND08130	CURSOR MPF F	20
302ND08140	2ND08140	CURSOR MPF R	20
302ND08150	2ND08150	PLATE BOTTOM MPF	20
302ND08160	2ND08160	SPRING-COMPRESSION LIFT	20
302ND08171	2ND08171	TRAY MPF A	20
302ND08181	2ND08181	TRAY MPF B	20
302ND08200	2ND08200	HOLDER DETECTION	20
302ND08210	2ND08210	GEAR DETECTION	20
302ND08220	2ND08220	GEAR 18 BYPASS	20
302ND08300	2ND08300	SHAFT FEED MPF	14
302ND08390	2ND08390	ACTUATOR PAPER SET	14
302ND08400	2ND08400	HOLDER RETARD MPF	16
302ND08450	2ND08450	SPRING RETARD LOW	16
302ND08500	2ND08500	GUIDE RETARD MPF	16

Part.No. 部品番号	Alternative. 代替部品番号	Description 部品名称	Fig.No.
302ND08530	2ND08530	PIN FEED ROLLER	16
302ND08550	2ND08550	SPRING FEED MPF	16
302ND08560	2ND08560	ACTUATOR PAPER LINK	14
302ND08580	2ND08580	MOUNT PI	14
302ND08590	2ND08590	BUSH 6 R	14
302ND08600	2ND08600	PLATE LIFT MPF	17
302ND08610	2ND08610	CASE LIFT MPF	17
302ND08620	2ND08620	GEAR LIFT Z35S-Z64S	17
302ND08630	2ND08630	RACK LIFT MPF	17
302ND08640	2ND08640	WORM-WHEEL 36 Z18S	17
302ND08650	2ND08650	GEAR Z46S-Z18S	17
302ND08660	2ND08660	PIN CLUTCH MPF	16
302ND08670	2ND08670	CUT-WASHER 4	14,15,16,30
302ND08700	2ND08700	LABEL MPF PAPER LIMIT	20
302ND08710	2ND08710	LABEL MPF SIZE INDICATOR IN	4
302ND08720	2ND08720	LABEL MPF SIZE INDICATOR ME	4
302ND08740	2ND08740	LABEL OPERATION	20
302ND08800	2ND08800	SHEET GUIDE RETARD	16
302ND08820	2ND08820	PAD BOTTOM	20
302ND08830	2ND08830	SPRING BYPASS TABLE F	20
302ND08850	2ND08850	SHEET GUIDE RETARD A	16
302ND08880	2ND08880	WIRE MPF	14
302ND08900	2ND08900	SPRING WIRE MPF	15
302ND08920	2ND08920	HOOK WIRE MPF	14
302ND08950	2ND08950	STUD SCREW	16
302ND09012	2ND09012	CASSETTE BASE 1ST	9
302ND09023	2ND09023	CASSETTE BASE 2ND	10
302ND09030	2ND09030	PLATE PAPER BOTTOM	9
302ND09040	2ND09040	CURSOR FRONT	9,10
302ND09050	2ND09050	COVER CURSOR F	9,10
302ND09060	2ND09060	LEVER CURSOR F	9,10
302ND09070	2ND09070	SPRING RELEASE CURSOR	9,10
302ND09080	2ND09080	RACK CURSOR F	9,10
302ND09090	2ND09090	PLATE CURSOR REAR	9,10
302ND09110	2ND09110	SHAFT DRIVE LIFT	9,10
302ND09120	2ND09120	PLATE LIFTUP	9,10
302ND09130	2ND09130	LEVER CURSOR SET	9,10
302ND09150	2ND09150	CURSOR END	9,10
302ND09160	2ND09160	CURSOR END SUB	9,10
302ND09171	2ND09171	ARM SIZE DETECTION 1ST	9
302ND09181	2ND09181	ARM SIZE DETECTION 2ND	10
302ND09190	2ND09190	ACTUATOR PAPER LEVEL	9,10
302ND09200	2ND09200	LEVER SIDE SWITCH A	9,10
302ND09210	2ND09210	LEVER SIDE SWITCH B	9,10
302ND09220	2ND09220	SPRING SIDE SWITCH	9,10
302ND09230	2ND09230	SPRING EARTH CASSETTE	9,10
302ND09240	2ND09240	LEVER CASSETTE SET	9,10
302ND09250	2ND09250	SPRING CASSETTE SET	9,10
302ND09260	2ND09260	COVER CASSETTE 1ST	9
302ND09270	2ND09270	COVER CASSETTE 2ND	10
302ND09280	2ND09280	HOLDER SIDE SWITCH	8

Part.No. 部品番号	Alternative. 代替部品番号	Description 部品名称	Fig.No.
302ND09290	2ND09290	LEVER SIZE A	8
302ND09300	2ND09300	LEVER SIZE B	8
302ND09310	2ND09310	LEVER SIZE C	8
302ND09320	2ND09320	SPRING CURSOR RACK	9,10
302ND09330	2ND09330	CURSOR END RACK R	9,10
302ND09340	2ND09340	CURSOR END RACK L	9,10
302ND09350	2ND09350	SPRING SIZE FIX E	9,10
302ND09360	2ND09360	MOUNT PAPER SENSOR	8
302ND09370	2ND09370	PLATE CASSETTE PINION	9,10
302ND09380	2ND09380	GUIDE PAPER SET SUB	10
302ND09390	2ND09390	HANDLE CASSETTE	9,10
302ND09420	2ND09420	COVER CASSETTE LABEL 1	4
302ND09430	2ND09430	COVER CASSETTE LABEL 2	4
302ND09450	2ND09450	REINFORCEMENT HANDLE	9,10
302ND09460	2ND09460	PLATE PAPER BOTTOM 2ND	10
302ND09510	2ND09510	SLIDER CASSETTE RIGHT	13
302ND09520	2ND09520	SLIDER CASSETTE LEFT	11
302ND09530	2ND09530	GUIDE CASSETTE SET	11
302ND09540	2ND09540	SHAFT CASSETTE FRONT	11
302ND09570	2ND09570	SHAFT CASSETTE FRONT 1ST	11
302ND15740	2ND15740	SEAL CONTAINER RAIL	7
302ND17010	2ND17010	MOUNT DP	21,23
302ND17060	2ND17060	PULLEY SCANNER	21,23
302ND17130	2ND17130	GUIDE FFC	21,23
302ND17140	2ND17140	MOUNT DRIVE	24
302ND17160	2ND17160	GEAR P59	23
302ND17180	2ND17180	MOUNT ISU A2	21,23
302ND17190	2ND17190	MOUNT ISU C	8
302ND17200	2ND17200	MOUNT ISU D4	21,23
302ND17210	2ND17210	BELT ISU	24
302ND17230	2ND17230	GUIDE FFC A	21,23
302ND17250	2ND17250	WIRE SCANNER BLACK	21,23
302ND17260	2ND17260	WIRE SCANNER GRAY	21,23
302ND17270	2ND17270	HOLDER SWITCH	24
302ND17280	2ND17280	SWITCH RELEASE	24
302ND17290	2ND17290	MOUNT ISU F	8
302ND17310	2ND17310	MOUNT ISU E	21,23
302ND17330	2ND17330	HOLDER BEARING	23
302ND17350	2ND17350	MOUNT CONNECTOR	39
302ND17380	2ND17380	FILM FFC CCD	21,23
302ND17390	2ND17390	FILM FFC CCD REAR	39
302ND17400	2ND17400	FILM FRAME SIDE R	22,24
302ND17410	2ND17410	FILM FRAME SIDE L	22,24
302ND17420	2ND17420	SPRING SCANNER TENSION	21,23
302ND17430	2ND17430	SHEET LED FFC	21,23
302ND22030	2ND22030	GEAR SECONDLY TRANSFER Z25	19
302ND22040	2ND22040	HOLDER SECONDLY TRANSFER	18
302ND22050	2ND22050	PLATE DISCHARGER	18
302ND22060	2ND22060	HOLDER DISCHARGER	18
302ND22080	2ND22080	PLATE EARTH SECONDLY TRANSFER	18
302ND22090	2ND22090	GUIDE SECONDLY TRANSFER	19

Part.No. 部品番号	Alternative. 代替部品番号	Description 部品名称	Fig.No.
302ND22100	2ND22100	MOUNT SECONDLY TRANSFER F	19
302ND22110	2ND22110	PLATE EARTH SECONDLY TRANSFER B	18
302ND22120	2ND22120	SPRING EARTH CONVEYING	18
302ND22130	2ND22130	ARM GUIDE TRANSFER F	19
302ND22140	2ND22140	ARM GUIDE TRANSFER R	19
302ND22150	2ND22150	SPRING GUIDE TRANSFER	19
302ND24010	2ND24010	BASE CONVEYING	18
302ND24020	2ND24020	ARM PRESS RELEASE F	18
302ND24030	2ND24030	ARM PRESS RELEASE R	18
302ND24040	2ND24040	PLATE HV CONVEYING	18
302ND24050	2ND24050	PLATE EARTH CONVEYING	18
302ND24070	2ND24070	ACTUATOR DU	18
302ND24080	2ND24080	SPRING-COMPRESSION SECONDLY TRANSFER	18
302ND24090	2ND24090	LEVER BASE CONVEYING F	19
302ND24100	2ND24100	LEVER BASE CONVEYING R	19
302ND24110	2ND24110	ARM LINK PRESS RELEASE	19
302ND24130	2ND24130	SPRING HV CONVEYING	18
302ND24160	2ND24160	BUSH SECONDLY TRANSFER F	18
302ND24170	2ND24170	BUSH SECONDLY TRANSFER R	18
302ND24200	2ND24200	HOLDER PUSH REGIST	18
302ND24210	2ND24210	SPRING-COMPRESSION REGIST CENTER	18
302ND24220	2ND24220	PLATE CONVEYING TC	18
302ND24290	2ND24290	CAP SPRING	15,17,18,30
302ND24320	2ND24320	GUIDE REGIST R	19
302ND24340	2ND24340	SHEET REGIST R	19
302ND24350	2ND24350	BUSH REGIST	19
302ND24360	2ND24360	SPRING GUIDE REGIST	19
302ND24390	2ND24390	HOLDER REGIST	19
302ND24410	2ND24410	RAIL SECONDLY TRANSFER F	8
302ND24420	2ND24420	RAIL SECONDLY TRANSFER R	8
302ND24430	2ND24430	SPRING ACTUATOR DU	18
302ND24440	2ND24440	SPRING SEPARATE CONVEYING	18
302ND24450	2ND24450	PIN CONVEYING	19
302ND24460	2ND24460	SPRING HOOK CONVEYING F	19
302ND24470	2ND24470	SPRING HOOK CONVEYING R	19
302ND24620	2ND24620	FRAME FEED REGIST	11
302ND24630	2ND24630	MOUNT SENSOR REGIST	11
302ND24640	2ND24640	SPRING PROTECTOR REGIST	11
302ND24650	2ND24650	PLATE EARTH MIDDLE	11
302ND24660	2ND24660	SPRING HV	11
302ND24670	2ND24670	SHEET REGIST F	11
302ND24680	2ND24680	SHEET REGIST R	11
302ND24710	2ND24710	PLATE CLEANER REGIST	11
302ND24730	2ND24730	HOLDER TORQUE LIMITER	11
302ND26040	2ND26040	SPRING IH	8
302ND28010	2ND28010	FRAME EXIT	30
302ND28030	2ND28030	PULLEY GUIDE	30
302ND28040	2ND28040	GUIDE MAIN EXIT LOWER	30
302ND28050	2ND28050	GUIDE MAIN EXIT UPPER	30
302ND28060	2ND28060	GUIDE CHANGE LOWER	30
302ND28070	2ND28070	COVER MAIN EXIT	31

Part.No. 部品番号	Alternative. 代替部品番号	Description 部品名称	Fig.No.
302ND28080	2ND28080	GUIDE INNER EXIT UPPER	30
302ND28090	2ND28090	GUIDE CHANGE SWITCHBACK	30
302ND28100	2ND28100	SPRING EARTH REAR C	31
302ND28120	2ND28120	CUSHION GUIDE	30
302ND28140	2ND28140	ACTUATOR INNER EXIT FULL A	31
302ND28150	2ND28150	ACTUATOR MAIN EXIT FULL A	31
302ND28170	2ND28170	GEAR Z63S T0.05P	31
302ND28180	2ND28180	ACTUATOR MAIN EXIT FULL B	31
302ND28190	2ND28190	ATTACHMENT ACT	31
302ND28200	2ND28200	COVER EXIT	31
302ND28210	2ND28210	COVER INNER EXIT	31
302ND28220	2ND28220	LEVER SOLENOID INNER	31
302ND28240	2ND28240	MOUNT EXIT DRIVE FRONT	31
302ND28250	2ND28250	MOUNT EXIT DRIVE REAR	31
302ND28260	2ND28260	GEAR Z23S	30
302ND28270	2ND28270	BUSH SLIDE	30,35
302ND28280	2ND28280	GUIDE RIGHT EXIT	30
302ND28290	2ND28290	GEAR Z27S ONEWAY	30
302ND28300	2ND28300	PLATE EARTH FEED	31
302ND28310	2ND28310	GUIDE WIRE	31
302ND28320	2ND28320	GUIDE EXIT OVER FLOW	31
302ND28330	2ND28330	ACTUATOR SWITCHBACK	30
302ND28340	2ND28340	GEAR Z27S	30
302ND28360	2ND28360	GEAR Z60R Z23S	31
302ND28370	2ND28370	GEAR Z78S T0.2P	31
302ND28380	2ND28380	SPRING EARTH REAR B	31
302ND28390	2ND28390	PLATE EARTH INNER EXIT	30
302ND28401	2ND28401	SPRING EARTH MAIN EXIT	31
302ND28410	2ND28410	STATIC-ELIMINATOR EXIT	30
302ND28420	2ND28420	COVER SENSOR	31
302ND28430	2ND28430	COVER RIGHT EXIT	30
302ND28450	2ND28450	BUSH SLIDE EW	30
302ND28460	2ND28460	PLATE EARTH FRONT	31
302ND28470	2ND28470	HOLDER GUIDE PUSH	30
302ND28490	2ND28490	GUIDE EXIT PUSH F10 T3 S1	30
302ND28500	2ND28500	SPRING GUIDE PUSH	30
302ND28530	2ND28530	SPRING GUIDE PUSH JS C	30
302ND28540	2ND28540	SPRING GUIDE PUSH JS FR	30
302ND28560	2ND28560	TRAY INNER SUB	3
302ND28570	2ND28570	GUIDE INNER EXIT LOWER	30
302ND28580	2ND28580	PULLY EXIT	30
302ND28590	2ND28590	SPRING GUIDE PUSH MAIN	30
302ND28600	2ND28600	TAPE EARTH	30
302ND28641	2ND28641	SPRING HOLDER PULLEY C	30
302ND28650	2ND28650	CUSHION EJECT GUIDE	30
302ND28660	2ND28660	PLATE EARTH FRONT MAIN	30
302ND29010	2ND29010	COVER RIGHT	14
302ND29021	2ND29021	GUIDE DU RIGHT	15
302ND29030	2ND29030	GUIDE MIDDLE RIGHT	17
302ND29040	2ND29040	GUIDE DU UPPER LEFT	15
302ND29110	2ND29110	BELT S2M-Z137	15

Part.No. 部品番号	Alternative. 代替部品番号	Description 部品名称	Fig.No.
302ND29120	2ND29120	BELT S2M-Z234	15
302ND29130	2ND29130	BELT S2M-Z123	15
302ND29140	2ND29140	HOOK COVER RIGHT F	16
302ND29170	2ND29170	STRAP RIGHT COVER A	14
302ND29180	2ND29180	PLATE DRIVE DU	16
302ND29190	2ND29190	GEAR Z35L	16
302ND29200	2ND29200	GEAR Z44R-Z22L	16
302ND29210	2ND29210	GEAR Z23R	16
302ND29220	2ND29220	GEAR Z47L	16
302ND29230	2ND29230	PULLEY P26-S2M Z23R	15
302ND29240	2ND29240	JOINT COVER HOOK	16
302ND29260	2ND29260	PULLEY FEED 16	15,17,18
302ND29280	2ND29280	SHAFT FEED	15,17,18
302ND29300	2ND29300	SPRING-COMPRESSION PULLEY FEED	15,17,18
302ND29310	2ND29310	SHEET GUIDE FEED	17
302ND29320	2ND29320	COVER SIDE DECK	14
302ND29330	2ND29330	PULLEY P26-S2M	15
302ND29340	2ND29340	COVER DU WIRE	17
302ND29350	2ND29350	PLATE DU GUIDE	16
302ND29360	2ND29360	SHAFT GUIDE BELT	15
302ND29370	2ND29370	PLATE BELT PULLEY	15
302ND29380	2ND29380	PIN CLUTCH DU	16
302ND29390	2ND29390	HOLDER PULLEY DU	15
302ND29400	2ND29400	MOUNT DAMPER A	17
302ND29410	2ND29410	MOUNT DAMPER B	17
302ND29420	2ND29420	PIN COVER DAMPER	17
302ND29430	2ND29430	SPRING-EXTENSION DAMPER	17
302ND29440	2ND29440	WIRE EARTH DU	15
302ND29450	2ND29450	PLATE EARTH DU UPPER	15
302ND29460	2ND29460	PLATE EARTH DU	15
302ND29470	2ND29470	PLATE EARTH CONVEYING	15
302ND29480	2ND29480	PLATE EARTH RIGHT COVER	16
302ND29490	2ND29490	PLATE DAMPER C	8
302ND29500	2ND29500	ACTUATOR DU UPPER	16
302ND29550	2ND29550	HOOK COVER RIGHT R	16
302ND29560	2ND29560	LEVER COVER RIGHT	16
302ND29570	2ND29570	SHAFT COVER RIGHT	16
302ND29580	2ND29580	PLATE DU BASE	15
302ND29590	2ND29590	HOLDER SENSOR DU	16
302ND29600	2ND29600	HOLDER SENSOR MPF	14
302ND29610	2ND29610	STRAP RIGHT COVER B	14
302ND29621	2ND29621	ARM INTERLOCK COVER RIGHT	17
302ND29630	2ND29630	CAP HOLDER SHAFT	15,17,18,30
302ND29640	2ND29640	SHEET WIRE MPF	16
302ND29650	2ND29650	PLATE REINFORCEMENT REAR	15
302ND29660	2ND29660	SPRING-EXTENSION DAMPER B	17
302ND29670	2ND29670	SLIDER DAMPER	17
302ND29680	2ND29680	SPRING EARTH SW	16
302ND29690	2ND29690	SPRING-COMPRESSION PULLEY MIDDLE	17
302ND29700	2ND29700	COVER CONNECTOR FEED	39
302ND29710	2ND29710	SHEET DAMPER A	17

Part.No. 部品番号	Alternative. 代替部品番号	Description 部 品 名 称	Fig.No.
302ND29720	2ND29720	SHEET GUIDE DU	15
302ND29750	2ND29750	SPRING HOOK UPPER	16
302ND31270	2ND31270	PIN DRUM DRIVE	35
302ND31310	2ND31310	GEAR Z23S FUSER	34
302ND31320	2ND31320	GEAR Z51S JOINT	34
302ND31330	2ND31330	GEAR Z42S IDLE	34
302ND31340	2ND31340	GEAR Z90R Z48S	34
302ND31350	2ND31350	PLATE FUSER DRIVE	34
302ND31360	2ND31360	JOINT FUSER DRIVE	34
302ND31370	2ND31370	LEVER FUSER RELEASE	34
302ND31380	2ND31380	SPRING JOINT	34
302ND31390	2ND31390	SPRING FUSER	34
302ND31400	2ND31400	SPRING LEVER RELEASE	34
302ND31410	2ND31410	GEAR Z23S EXIT	34
302ND31420	2ND31420	GEAR Z24S EXIT	34
302ND31440	2ND31440	GEAR Z37S Z68R	34
302ND31450	2ND31450	PLATE FUSER RELEASE	34
302ND31460	2ND31460	GEAR Z13S-Z43S	34
302ND31470	2ND31470	GEAR Z17S-Z42S	34
302ND31480	2ND31480	GEAR Z35S	34
302ND31490	2ND31490	GEAR Z40L Z14S	34
302ND31500	2ND31500	SHAFT_FUSER RELEASE	34
302ND31510	2ND31510	GEAR Z20S FUSER RELEASE	34
302ND31530	2ND31530	PLATE WORK FUSER	34
302ND31540	2ND31540	COUPLING CLAW	34
302ND31550	2ND31550	COUPLING REST	34
302ND31570	2ND31570	PLATE FEED DRIVE	35
302ND31580	2ND31580	GEAR Z71R-Z29L-Z42S	35
302ND31590	2ND31590	GEAR Z47L	35
302ND31600	2ND31600	GEAR Z24R	35
302ND31620	2ND31620	GEAR Z26R	35
302ND31630	2ND31630	GEAR Z23R	35
302ND31640	2ND31640	GEAR Z31R	35
302ND31660	2ND31660	GEAR Z16R-Z33S	35
302ND31670	2ND31670	GEAR Z16S-Z24R	35
302ND31680	2ND31680	SHAFT FEED OW	35
302ND31690	2ND31690	SHAFT CLUTCH FEED	35
302ND31700	2ND31700	PIN FEED	35
302ND31710	2ND31710	SHAFT JOINT MID	35
302ND31720	2ND31720	SHAFT JOINT DU	35
302ND31730	2ND31730	PIN REGIST	35
302ND31740	2ND31740	SHAFT FEED	35
302ND31760	2ND31760	PLATE EARTH FEED	35
302ND31770	2ND31770	GUIDE FEED	35
302ND31780	2ND31780	GEAR Z56R-Z31R	35
302ND31790	2ND31790	PLATE EARTH FEED A	35
302ND31830	2ND31830	SPRING COUPLING RELEASE	34
302ND31850	2ND31850	RAIL RELEASE	34
302ND31900	2ND31900	PIN FEED B	35
302ND31910	2ND31910	BUSH SNAP	34
302ND33010	2ND33010	DUCT CONTROLLER	37

Part.No. 部品番号	Alternative. 代替部品番号	Description 部 品 名 称	Fig.No.
302ND33020	2ND33020	DUCT LVU FAN A	37
302ND33030	2ND33030	DUCT LVU FAN B	37
302ND33071	2ND33071	DUCT IH COIL FAN A	7
302ND33100	2ND33100	DUCT IH PWB EXIT A	38
302ND33110	2ND33110	FILM DUCT EXHAUST	38
302ND33190	2ND33190	DUCT EXIT A	38
302ND33200	2ND33200	DUCT EXIT B	38
302ND33210	2ND33210	DUCT IMAGE A	6
302ND33220	2ND33220	DUCT IMAGE B	6
302ND33240	2ND33240	FILTER TRANSFER	1
302ND33250	2ND33250	FILTER TOP	2,3,67,68,69
302ND33260	2ND33260	FILTER REAR LOWER	1,68,69
302ND33280	2ND33280	SPONGE HOUSING FAN A	7
302ND33300	2ND33300	FILTER COVER RIGHT	1
302ND33390	2ND33390	SEAL DUCT IH F B	7
302ND33810	2ND33810	SHEET DUCT FUSER EDGE A	18
302ND34010	2ND34010	LABEL CASSETTE PAPER MAX	9,10
302ND34020	2ND34020	LABEL CASSETTE OPERATION A	9
302ND34030	2ND34030	LABEL CASSETTE OPERATION B	10
302ND34040	2ND34040	LABEL CASSETTE CURSOR OPERATION A	9
302ND34050	2ND34050	LABEL CASSETTE CURSOR OPERATION B	10
302ND34060	2ND34060	LABEL PAPER SIZE A	9,10
302ND34070	2ND34070	LABEL PAPER SIZE B	9
302ND34080	2ND34080	LABEL PAPER SIZE C	10
302ND34090	2ND34090	LABEL PAPER SIZE D	10
302ND34100	2ND34100	LABEL PAPER SIZE E	9
302ND34110	2ND34110	LABEL PAPER SIZE F	10
302ND34120	2ND34120	SHEET PAPER SIZE M A	66
302ND34130	2ND34130	SHEET PAPER SIZE M B	66
302ND34140	2ND34140	SHEET PAPER SIZE M C	66
302ND34150	2ND34150	SHEET PAPER SIZE I A	66
302ND34160	2ND34160	SHEET PAPER SIZE I B	66
302ND34170	2ND34170	SHEET PAPER SIZE M JP	66
302ND34180	2ND34180	SHEET PAPER MEDIA EN	66
302ND34190	2ND34190	LABEL EMBLEM 6052C	4
302ND34200	2ND34200	LABEL CAUTION	21,23
302ND34210	2ND34210	LABEL SW CAUTION JP	4
302ND34220	2ND34220	LABEL SW CAUTION EN	4
302ND34230	2ND34230	LABEL CARD-READER	66
302ND34250	2ND34250	LABEL A1	30
302ND34270	2ND34270	LABEL A3	12
302ND34280	2ND34280	LABEL A4	15
302ND34290	2ND34290	LABEL A5	18
302ND34300	2ND34300	SHEET OPERATION TONER A	4
302ND34310	2ND34310	SHEET OPERATION TONER B	4
302ND34320	2ND34320	LABEL CAUTION	30
302ND34340	2ND34340	LABEL PAPER SIZE G	10
302ND34370	2ND34370	SHEET PAPER MEDIA GER ITA	66
302ND34380	2ND34380	SHEET PAPER MEDIA FRA SPA	66
302ND34390	2ND34390	SHEET PAPER MEDIA PTB	66
302ND34400	2ND34400	SHEET PAPER MEDIA DUT RUS	66

Part.No. 部品番号	Alternative. 代替部品番号	Description 部品名称	Fig.No.
302ND34410	2ND34410	LABEL OPERATION TONER JP	3
302ND34420	2ND34420	LABEL OPERATION TONER ENG	3
302ND34430	2ND34430	LABEL OPERATION TONER US	66
302ND34440	2ND34440	LABEL OPERATION TONER NL	66
302ND34470	2ND34470	LABEL SW CAUTION US	4
302ND34480	2ND34480	LABEL SW CAUTION NL	66
302ND39010	2ND39010	CONT BOX	37
302ND39020	2ND39020	CONT BOX SUB	37
302ND39030	2ND39030	GUIDE WIRE CONT BOX	39
302ND39040	2ND39040	SHIELD IH PWB	38
302ND39050	2ND39050	LID SHIELD IH PWB	39
302ND39060	2ND39060	SHIELD LVU PWB	38
302ND39070	2ND39070	HINGE CONT BOX	37
302ND39080	2ND39080	PLATE INLET	38
302ND39100	2ND39100	GUIDE WIRE MAIN A	38
302ND39110	2ND39110	CAP DECK PIN	8
302ND39140	2ND39140	GUIDE WIRE LVU	38
302ND39160	2ND39160	PLATE OPTION COIN VENDOR	38
302ND39170	2ND39170	BASE TERMINAL HV	39
302ND39180	2ND39180	SPRING TRANSFER CLN BIAS	39
302ND39190	2ND39190	SPRING HV CLN	39
302ND39200	2ND39200	SPRING HV TC Y	39
302ND39210	2ND39210	SPRING HV TC C	39
302ND39220	2ND39220	SPRING HV TC M	39
302ND39230	2ND39230	SPRING HV TC BK	39
302ND39240	2ND39240	SPRING HV DRIVE	39
302ND39250	2ND39250	SPRING HV SEPARATION	39
302ND39270	2ND39270	FILM LVU PWB	38
302ND39300	2ND39300	PLATE EARTH CONT BOX	37
302ND39310	2ND39310	COVER WIRE EJECT	7,39
302ND39320	2ND39320	SHEET FUSER DRAWER	37
302ND39330	2ND39330	PLATE SHIELD LSU	38
302ND39650	2ND39650	CUSHION AIR FAN	6
302ND46010	2ND46010	CONN.CORD ASSY MAIN	46
302ND46040	2ND46040	CONN.CORD ASSY FEED DRIVE RIGHT COVER 2	50
302ND46050	2ND46050	CONN.CORD ASSY ISU	47,56
302ND46060	2ND46060	CONN.CORD ASSY FEED CLUTCH	35,50
302ND46070	2ND46070	CONN.CORD ASSY CASSETTE	50
302ND46080	2ND46080	CONN.CORD ASSY FEED DRIVE RIGHT COVER 1	50
302ND46090	2ND46090	CONN.CORD ASSY MID FEED UNIT	11,50
302ND46120	2ND46120	CONN.CORD ASSY RIGHT COVER	15,50
302ND46130	2ND46130	CONN.CORD ASSY CONVEYING	18,50
302ND46140	2ND46140	CONN.CORD ASSY DU SENSOR	16,50
302ND46150	2ND46150	CONN.CORD ASSY MPF TABLE	20,50
302ND46160	2ND46160	CONN.CORD ASSY FEED MOTOR	35,50
302ND46181	2ND46181	CONN.CORD ASSY FUSER MOTOR	50
302ND46200	2ND46200	CONN.CORD ASSY EXIT	31,48,57
302ND46210	2ND46210	CONN.CORD ASSY PF DRAWER	38,61
302ND46290	2ND46290	CONN.CORD ASSY FRONT IMAGING FAN	51
302ND46320	2ND46320	CONN.CORD ASSY INLET ASSY	44
302ND46330	2ND46330	CONN.CORD ASSY MAIN SWITCH	44,52,60

Part.No. 部品番号	Alternative. 代替部品番号	Description 部品名称	Fig.No.
302ND46340	2ND46340	CONN.CORD ASSY LVU IH	44,52,60
302ND46360	2ND46360	CONN.CORD ASSY PANEL MAIN	45,54
302ND46370	2ND46370	CONN.CORD ASSY IMAGE FUSER JOINT	37,53
302ND46410	2ND46410	CONN.CORD ASSY USB HUB	45,54
302ND46420	2ND46420	CONN.CORD ASSY ENGINE IH	44,52,60
302ND46430	2ND46430	CONN.CORD ASSY MAIN ENGINE	45,54
302ND46440	2ND46440	CONN.CORD ASSY PANEL DATA	45,54
302ND46450	2ND46450	CONN.CORD ASSY IMAGE AK	43,49,58
302ND46460	2ND46460	CONN.CORD ASSY FFC ENGINE LSU1	47
302ND46470	2ND46470	CONN.CORD ASSY FFC ENGINE LSU2	47
302ND46490	2ND46490	CONN.CORD ASSY FFC ENGINE CCD	21,23,41,47,56
302ND46500	2ND46500	CONN.CORD ASSY FFC CCD LED	41,47,56
302ND46510	2ND46510	CONN.CORD ASSY FFC MAIN ENGINE	37,54
302ND46520	2ND46520	CONN.CORD ASSY FFC MAIN KUIO	37,62
302ND46540	2ND46540	CONN.CORD ASSY MAIN KUIO POWER	62
302ND46560	2ND46560	CONN.CORD ASSY MAIN FAN	45,54
302ND46580	2ND46580	CONN.CORD ASSY CONTAINER SOLENOID	42,48
302ND46590	2ND46590	CONN.CORD ASSY CASSETTE LSIZE	50
302ND46600	2ND46600	CONN.CORD ASSY CASSETTE WSIZE	50
302ND46610	2ND46610	CONN.CORD ASSY LIFT MOTOR	50
302ND46620	2ND46620	CONN.CORD ASSY TRANSFER BELT SENSOR	18,50
302ND46630	2ND46630	CONN.CORD ASSY LVU FAN	61
302ND46650	2ND46650	CONN.CORD ASSY MPF SET SENSOR	14,50
302ND46670	2ND46670	CONN.CORD ASSY CASSETTE HEATER	44,52,60
302ND46770	2ND46770	CONN.CORD ASSY INLET ASSY H	52,60
302ND93010	2ND93010	CT-8550	9
302ND93020	2ND93020	CT-8560	10
302ND93031	2ND93031	DV-8550K	26,68,69
302ND93041	2ND93041	DV-8550M	26,68
302ND93051	2ND93051	DV-8550C	26,68
302ND93061	2ND93061	DV-8550Y	26,68
302ND93071	2ND93071	DK-8550	27,27,68,69
302ND93081	2ND93081	FK-8550	29,68,69
302ND93090	2ND93090	FK-8595IH	29
302ND93100	2ND93100	FK-8590IH	29
302ND93110	2ND93110	PARTS ISU ASSY H SP	21,23
302ND93120	2ND93120	PARTS MOUNT LED ASSY SP	23
302ND93130	2ND93130	LK-8550	25
302ND93140	2ND93140	DR-8550	32
302ND93150	2ND93150	TR-8550	28,67,68
302ND93170	2ND93170	MC-8550	27
302ND93180	2ND93180	PARTS STORAGE DEVICE SP	39,65
302ND93190	2ND93190	FK-8560	29,68,69
302ND94011	2ND94011	PARTS BOX WASTE H ASSY SP	32
302ND94020	2ND94020	PARTS CLEANER REGIST ASSY SP	11
302ND94040	2ND94040	PARTS DC MOTOR ASSY A SP	17
302ND94050	2ND94050	PARTS DC MOTOR ASSY B SP	34
302ND94070	2ND94070	PARTS PWB DRUM DLP CONNECT ASSY SP	6
302ND94082	2ND94082	PARTS EXIT UNIT SP	30,31
302ND94100	2ND94100	PARTS ROLLER REGIST H ASSY SP	11
302ND94130	2ND94130	PARTS HINGE H_MONO ASSY SP	6

Part.No. 部品番号	Alternative. 代替部品番号	Description 部品名称	Fig.No.
302ND94140	2ND94140	PARTS ID SENSOR ASSY SP	37
302ND94151	2ND94151	PARTS OPERATION UNIT SP	36
302ND94160	2ND94160	PARTS REGIST FEED ASSY SP	11
302ND94170	2ND94170	PARTS RETAINER ASSY SP	6
302ND94180	2ND94180	PARTS ROLLER SECONDRY TRANSFER ASSY SP	19,67,68,69
302ND94190	2ND94190	PARTS TONER HOPPER H UNIT SP	7
302ND94200	2ND94200	PARTS MPT TRAY ASSY SP	20
302ND94211	2ND94211	PARTS PRIMARY FEED ASSY SP	12
302ND94220	2ND94220	PARTS WTB UNIT SP	6
302ND94232	2ND94232	PARTS PWB MAIN ASSY SP	37
302ND94242	2ND94242	PARTS PWB MAIN ASSY EU SP	37
302ND94251	2ND94251	PARTS PWB ENGINE ASSY SP	37
302ND94260	2ND94260	PARTS PWB RFID ASSY SP	33
302ND94270	2ND94270	PARTS PWB FEED IMAGE ASSY SP	32
302ND94280	2ND94280	PARTS PWB FEED DRIVE ASSY SP	35
302ND94290	2ND94290	PARTS PWB TRANSFER CONNECT ASSY SP	7
302ND94300	2ND94300	PARTS PWB IH 100 ASSY SP	38
302ND94310	2ND94310	PARTS PWB IH 200 ASSY SP	38
302ND94320	2ND94320	PARTS PWB RETARD SENSOR ASSY SP	13
302ND94330	2ND94330	PARTS PWB DRUM HEATER ASSY SP	6
302ND94340	2ND94340	PARTS PULLEY PICKUP SP	12,67,68,69
302ND94351	2ND94351	PARTS ROLLER RETARD ASSY SP	12,67,68,69
302ND94370	2ND94370	PARTS ROLLER FEED LOW B SP	13
302ND94380	2ND94380	PARTS PULLEY FEED ASSY SP	16,67,68,69
302ND94390	2ND94390	PARTS ROLLER SECONDLY TRANSFER SP	19
302ND94400	2ND94400	PARTS ROLLER REGIST R SP	19
302ND94410	2ND94410	PARTS ROLLER MIDDLE L SP	11
302ND94420	2ND94420	PARTS ROLLER MAIN EXIT SP	30
302ND94430	2ND94430	PARTS ROLLER SWITCHBACK SP	30
302ND94440	2ND94440	PARTS ROLLER FEED EXIT SP	30
302ND94450	2ND94450	PARTS ROLLER DU UP SP	15
302ND94460	2ND94460	PARTS ROLLER DU MIDDLE SP	15
302ND94480	2ND94480	PARTS MOTOR LIFT ASSY SP	8
302ND94490	2ND94490	PARTS MOTOR SWITCHBACK SP	31
302ND94500	2ND94500	PARTS MOTOR BL INNER W10 SP	28
302ND94510	2ND94510	PARTS MOTOR-BL W20 SET SP	32
302ND94520	2ND94520	PARTS MOTOR-BL W30 SET SP	32
302ND94530	2ND94530	PARTS MOTOR-BL W20 DRUM Z11 SET SP	32
302ND94540	2ND94540	PARTS MOTOR-BL W30 SET SP	32
302ND94550	2ND94550	PARTS MOTOR-BL W30 DRUM SET SP	32
302ND94570	2ND94570	PARTS ONE WAY CLUTCH ASSY SP	35
302ND94590	2ND94590	PARTS FAN CENTER 60 25 SP	7
302ND94600	2ND94600	PARTS FAN CENTER 60 15 SP	38
302ND94610	2ND94610	PARTS UNIT LOW VOLTAGE 100 SP	38
302ND94621	2ND94621	PARTS UNIT LOW VOLTAGE 200 SP	38
302ND94630	2ND94630	PARTS UNIT HIGH VOLTAGE MAIN SP	38
302ND94640	2ND94640	PARTS UNIT HIGH VOLTAGE TRANSFER SP	39
302ND94650	2ND94650	PARTS AC CORD EU SP	66
302ND94670	2ND94670	PARTS SSD SP	37
302ND94680	2ND94680	PARTS CLUTCH 35 Z35R SPRING SP	16
302ND94690	2ND94690	PARTS UNIT HIGH VOLTAGE FUSER SP	7

Part.No. 部品番号	Alternative. 代替部品番号	Description 部品名称	Fig.No.
302ND94701	2ND94701	PARTS PULLEY SET SP	12
302ND94710	2ND94710	PARTS HEATER 100 ASSY	64
302ND94720	2ND94720	PARTS HEATER 120 ASSY	64
302ND94730	2ND94730	PARTS HEATER 240 ASSY	64
302ND94740	2ND94740	PARTS RIGHT COVER ASSY SP	14,15,16,17,18,19,20
302ND94750	2ND94750	PARTS MOTOR-BL W20 DRUM Z11 ASSY SP	32
302ND94760	2ND94760	PARTS MOTOR-BL W20 ASSY SP	34
302ND94770	2ND94770	PARTS MOTOR-BL W30 ASSY SP	35
302ND94780	2ND94780	PARTS MOTOR-BL W20 ASSY SP	33
302ND94790	2ND94790	PARTS SPEAKER SP	5
302ND94800	2ND94800	PARTS SENSOR OPT SP	21,23
302ND94810	2ND94810	PARTS BELT CHARGER ASSY SP	29
302ND94820	2ND94820	PARTS COVER FRONT CONT CLR H ASSY SP	5
302ND94870	2ND94870	PARTS DC MOTOR ASSY B SP	6
302ND94880	2ND94880	PARTS HOUSING FAN IH COIL H ASSY SP	7
302ND94890	2ND94890	PARTS DUCT IH COIL FAN A ASSY SP	7
302ND9J031	2ND9J031	DV-8550K(J)	26,68,69
302ND9J041	2ND9J041	DV-8550M(J)	26,68
302ND9J051	2ND9J051	DV-8550C(J)	26,68
302ND9J061	2ND9J061	DV-8550Y(J)	26,68
302NG04210	2NG04210	HOLDER MAIN KEY	5
302NG08250	2NG08250	BUSH 8	14
302NG24350	2NG24350	COLLAR ROLLER	19
302NG94300	2NG94300	PARTS PWB SWITCH ASSY SP	5
302NK04010	2NK04010	COVER INNER MONO	3
302NK04020	2NK04020	COVER FRONT CONTAINER MONO	5
302NK04030	2NK04030	REINFORCEMENT INNER COVER	5
302NK34190	2NK34190	LABEL EMBLEM 6002	4
302NK46010	2NK46010	CONN.CORD ASSY MAIN	55
302NK46030	2NK46030	CONN.CORD ASSY FRONT IMAGING FAN	59
302NK46060	2NK46060	CONN.CORD ASSY CONTAINER SOLENOID	57
302NK93010	2NK93010	LK-6500	25
302NK93020	2NK93020	DR-6500	32
302NK93030	2NK93030	TR-6500	28,69
302NK94011	2NK94011	PARTS BOX WASTE MONO ASSY SP	32
302NK94020	2NK94020	PARTS PWB DRUM DLP CONNECT ASSY SP	6
302NK94031	2NK94031	PARTS TONER HOPPER MONO UNIT SP	7
302NK94041	2NK94041	PARTS PWB MAIN ASSY SP	37
302NK94052	2NK94052	PARTS PWB MAIN ASSY EU SP	37
302NK94061	2NK94061	PARTS PWB ENGINE ASSY SP	37
302NK94070	2NK94070	PARTS PWB RFID ASSY SP	33
302NK94080	2NK94080	PARTS PWB FEED IMAGE ASSY SP	32
302NK94090	2NK94090	PARTS PWB DRUM HEATER ASSY SP	6
302NK94100	2NK94100	PARTS MOTOR-BL W10 SP	33
302NK94110	2NK94110	PARTS UNIT HIGH VOLTAGE MAIN SP	38
302NK94120	2NK94120	PARTS UNIT HIGH VOLTAGE TRANSFER SP	39
302NK94131	2NK94131	PARTS COVER FRONT CONT MONO ASSY SP	5
302NL04270	2NL04270	PLATE MAGNET	1
302NL17010	2NL17010	MOUNT DRIVE	22
302NL17021	2NL17021	SWITCH RELEASE	22

Part.No. 部品番号	Alternative. 代替部品番号	Description 部品名称	Fig.No.
302NL17031	2NL17031	HOLDER SWITCH	22
302NL28010	2NL28010	GUIDE EXIT PUSH JS	30
302NT09060	2NT09060	SPRING CURSOR SET	9,10
302P794010	2P794010	PARTS SENSOR OPT. SP	8,13,14,16,18,20,22 ,24,31,39
302R408170	2R408170	STOPPER MULTI	20
302R408220	2R408220	STOPPER BYPASS TABLE	20
302R408230	2R408230	STRAP LINK MPF	20
302R439070	2R439070	RAIL KUIO	37
302RH04230	2RH04230	COVER ISU LEFT SUB	22,24
302RH04330	2RH04330	LID DP	1
302RH05210	2RH05210	SPONGE LCD A	36
302RH05220	2RH05220	SPONGE LCD B	36
302RH05230	2RH05230	SPONGE LCD C	36
302RH05240	2RH05240	SPONGE LCD D	36
302RH05290	2RH05290	HOLDER SPEAKER	5
302RH05340	2RH05340	SHEET OPERATION	36
302RH05350	2RH05350	SHEET OPERATION JP	36
302RH17060	2RH17060	GEAR P54	21
302RH17110	2RH17110	SHEET FFC LED	21,23
302RH39160	2RH39160	BRACKET HDD	39,65
302RH46360	2RH46360	WIRE HDD POWER	62,65
302RH94020	2RH94020	PARTS PWB USB HUB ASSY SP	2,22,24
302RH94030	2RH94030	PARTS PWB PANEL MAIN ASSY SP	36
302RH94040	2RH94040	PARTS PWB OPERATION ASSY SP	36
302RH94050	2RH94050	PARTS PWB NFC ASSY SP	36
302RH94060	2RH94060	PARTS LCD OPERATION SP	36
302RH94070	2RH94070	PARTS TABLET OPERATION SP	36
302RH94090	2RH94090	PARTS CLUTCH 35 Z35R SP	11,35
302RH94150	2RH94150	PARTS CONTACT-GLASS ASSY(I) SP	22,24
302RH94160	2RH94160	PARTS CONTACT-GLASS ASSY(C) SP	22,24
302RJ34190	2RJ34190	LABEL EMBLEM 5002	4
302RL34190	2RL34190	LABEL EMBLEM 3252C	4
302RM34190	2RM34190	LABEL EMBLEM 4052C	4
302RN34190	2RN34190	LABEL EMBLEM 5052C	4
302RR04010	2RR04010	COVER TOP RIGHT	2
302RR04020	2RR04020	COVER TOP REAR	2
302RR04030	2RR04030	COVER CARD-READER	2
302RR04040	2RR04040	COVER INNER RIGHT	2
302RR04050	2RR04050	COVER TOP REAR LOWER	2
302RR04060	2RR04060	PLATE EARTH USB	2
302RR04070	2RR04070	LID CARD-READER	2
302RR05040	2RR05040	SHEET OPERATION ENG	36
302RR05050	2RR05050	SHEET OPERATION JP	36
302RR05060	2RR05060	SHEET OPERATION NL	66
302RR05070	2RR05070	SHEET OPERATION FRA	66
302RR05080	2RR05080	SHEET OPERATION SPA	66
302RR05090	2RR05090	SHEET OPERATION PTB	66
302RR34010	2RR34010	LABEL EMBLEM P8060CDN	4
302RR34040	2RR34040	LABEL SW CAUTION JP	4
302RR34050	2RR34050	LABEL SW CAUTION ENG	4

Part.No. 部品番号	Alternative. 代替部品番号	Description 部品名称	Fig.No.
302RR34110	2RR34110	LABEL SW CAUTION US	4
302RR34120	2RR34120	LABEL SW CAUTION NL	66
302RR46010	2RR46010	CONN.CORD ASSY PANEL MAIN	54
302RR46020	2RR46020	CONN.CORD ASSY ENGINE IH	52
302RR94010	2RR94010	PARTS OPERATION UNIT SP	36
302RR94020	2RR94020	PARTS PWB MAIN ASSY SP	37
302RR94030	2RR94030	PARTS PWB MAIN ASSY EU SP	37
302RR94040	2RR94040	PARTS PWB ENGINE ASSY SP	37
302RR94050	2RR94050	PARTS SSD SP	37
302SA34190	2SA34190	LABEL EMBLEM 4002	4
302TH34190	2TH34190	LABEL EMBLEM 3552C	4
303H321050	3H321050	CUSHION EJECT GUIDE	30
303H321070	3H321070	CUSHION FEED SHIFT GUIDE	31
303H321120	3H321120	CUSHION HOLDER	5
303JC04201	3JC04201	PLATE ORIGINAL	63
303JY37220	3JY37220	STATIC ELIMINATOR CURSOR	9,10
303K502080	3K502080	SPONGE ORIGINAL MAT	63
303LL02180	3LL02180	HOLDER WIRE A	38
303LL02330	3LL02330	HOLDER WIRE D	16,38
303MX02021	3MX02021	CUSHION ORIGINAL MAT A	63
303MX02031	3MX02031	CUSHION ORIGINAL MAT B	63
303N816340	3N816340	STATIC-ELIMINATOR EJECT	30
303NB36460	3NB36460	STATIC-ELIMINATOR EJECT	30
303NG06320	3NG06320	STOPPER RETARD	11
303NJ06070	3NJ06070	PULLEY FEED PF	15
303NS24410	3NS24410	SCREW PLATE DF	64
303NW94040	3NW94040	PARTS SENSOR OPT. SP	11
303NW94060	3NW94060	PARTS SENSOR OPT. SP	18
303P031160	3P031160	BUSH 6	15
303PH34070	3PH34070	LABEL ISU REAR	63
303R394050	3R394050	PARTS PWB PAPER SIZE SENSOR ASSY SP	20
303RC10260	3RC10260	SHEET PAD BOTTOM	16
303RG24110	3RG24110	SHAFT PULLEY	30
303RR94010	3RR94010	PARTS WIFI UNIT SP	39,65
303RT94010	3RT94010	PARTS PWB 10KEY ASSY SP	65
309AN02030	9AN02030	COVER KEYBOARD TOP	65
309AN02040	9AN02040	COVER KEYBOARD BOTTOM	65
309AN02050	9AN02050	COVER REAR TOP A	65
309AN02060	9AN02060	COVER REAR BOTTOM A	65
309AN02070	9AN02070	COVER REAR BOTTOM B	65
309AN02080	9AN02080	COVER REAR TOP B	65
3CY06030	3CY06030	RETAINER M4	3,64
3CY07080	3CY07080	BUSHING 6	15
3V2LV28150	2LV28150	PULLEY EXIT	30
5MMS111SL002	2BY20050	NUT FUSER A /FS-1800/3800 A4	8
5MVL177DN001	177DN001	RING STOPPER 4	15
5MVX111DN003	2A806250	RING STOPPER/A-49 FEED A4	11,15,16,21,23,34,35
5MVX111DN007	111DN007	STOPPER 3/2BT1107 A4	15
7AAACCAS+10H002	AA114390	AC CORD ASSY AS	66
7AAACCP+15H009	AA150240	AC CORD ASSY SIDE JP	66

PF-7100

Rev.4
August 2017

—— CONTENTS / 目次 ——

FIG. 1	Covers	2
FIG. 2	Frames	4
FIG. 3	Paper Cassettes	6
FIG. 4	Paper Feed Section 1	8
FIG. 5	Paper Feed Section 2	10
FIG. 6	Drive Section	12
FIG. 7	Electrical Components	14
FIG. 8	Wire Section	16
FIG. 9	Accessories & Options	18
	• INDEX / 索引	20

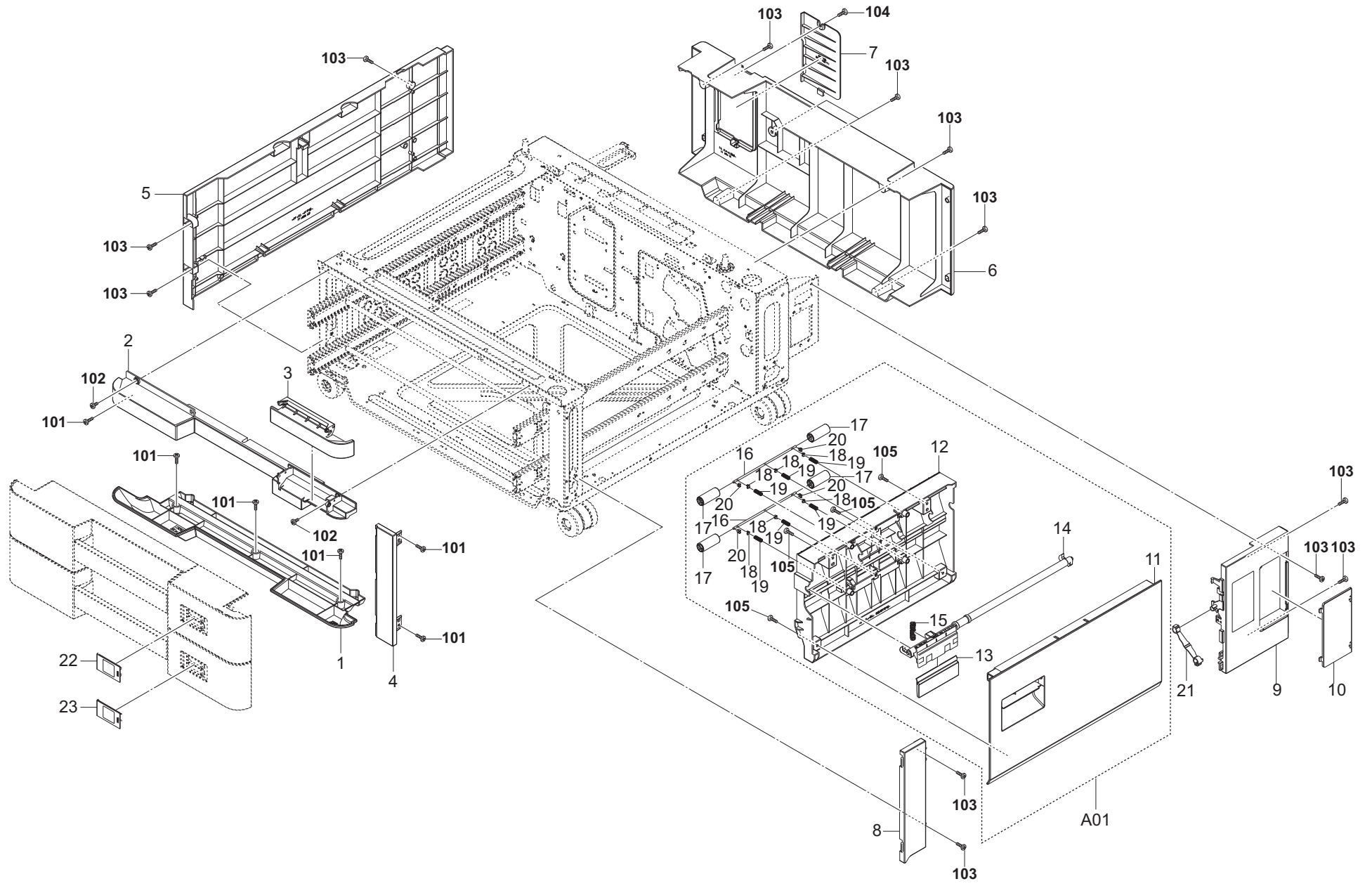


FIG. 1 Covers

3RB-3

Ref. No. 番号	Part.No. 部品番号	Alternative. 代替部品番号	Description 部 品 名 称	Notes 備 考	Revision 改 訂	Quantity 個数			
						100(日本)	120	230	240
1	303RB04060	3RB04060	COVER FRONT LOWER			1	1	1	
2	303RB04050	3RB04050	COVER FRONT UPPER			1	1	1	
3	303RB04070	3RB04070	COVER PRIMARY FEED RELEASE			1	1	1	
4	303RB04080	3RB04080	COVER FRONT RIGHT			1	1	1	
5	303RB04010	3RB04010	COVER LEFT			1	1	1	
6	303RB04030	3RB04030	COVER REAR			1	1	1	
7	303RB04120	3RB04120	COVER LID REAR			1	1	1	
8	303RB04020	3RB04020	COVER RIGHT FRONT			1	1	1	
9	303RB04090	3RB04090	COVER RIGHT REAR			1	1	1	
10	303RB04100	3RB04100	COVER INTERFACE			1	1	1	
A01	303RB94010	3RB94010	PARTS COVER FEED RIGHT ASSY SP			1	1	1	
11	*303RB04040	3RB04040	COVER FEED RIGHT			1	1	1	
12	*303RB06010	3RB06010	GUIDE COVER RIGHT			1	1	1	
13	*303RB04110	3RB04110	COVER HANDLE HOOK			1	1	1	
14	*303RB06020	3RB06020	HOOK COVER RIGHT PF			1	1	1	
15	*302FZ20021	2FZ20021	SPRING LID			1	1	1	
16	*302ND29280	2ND29280	SHAFT FEED			2	2	2	
17	*302ND29260	2ND29260	PULLEY FEED 16			4	4	4	
18	*302ND24290	2ND24290	CAP SPRING			6	6	6	
19	*302ND29300	2ND29300	SPRING-COMPRESSION PULLEY FEED			6	6	6	
20	*302ND29630	2ND29630	CAP HOLDER SHAFT			4	4	4	
21	303PZ06060	3PZ06060	STRAP CONVEYING		3:Others	1	1	1	
22	303RB09010	3RB09010	COVER CASSETTE LABEL 3			1	1	1	
23	303RB09020	3RB09020	COVER CASSETTE LABEL 4			1	1	1	
101	7BB700308H	BB105600	+BIND T.T S SCREW 3X8 SR						
102	7BB000306H	BB106880	+BIND M SCREW 3X6						
103	7BB782308H	BB111300	+TP-FLAT T.T S SCREW 3X8 SR(BLACK)						
104	7BB282408H	BB111260	+TP-FLAT T.T P SCREW 4X8(BLACK)						
105	7BB200308H	BB105660	+BIND T.T P SCREW 3X8						

• Parts with a Ref.No. of 500 and above in the illustration indicate they are not selected for service parts.

・イラスト中で 500 番台の Ref 番号が付いている部品はサービスパーツに選定されていません。

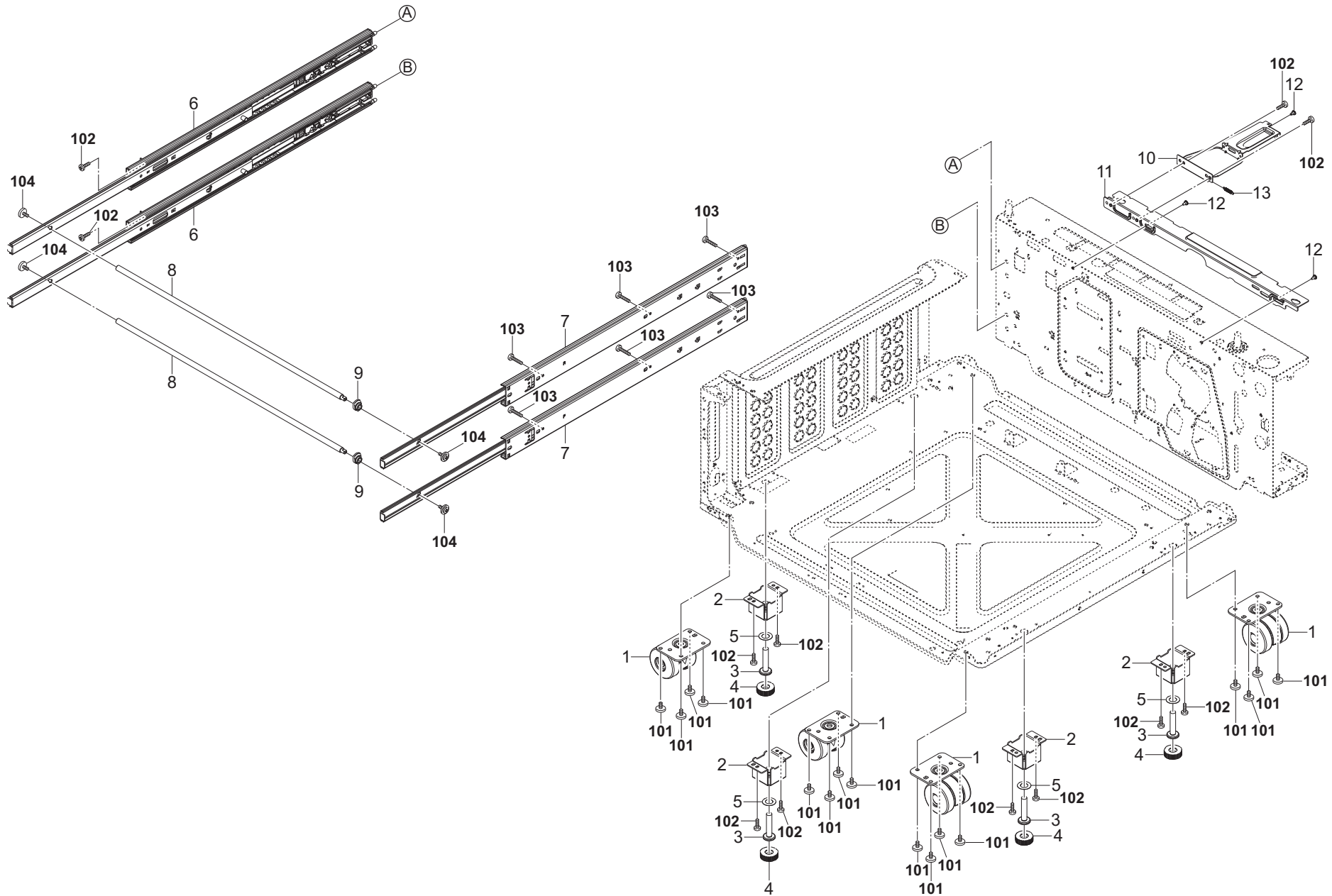


FIG. 2 Frames

3RB-2

Ref. No. 番号	Part.No. 部品番号	Alternative. 代替部品番号	Description 部品名称	Notes 備考	Revision 改訂	Quantity 個数			
						100(日本)	120	230	240
1	303RB02010	3RB02010	CASTER 58			4	4	4	
2	303RB02280	3RB02280	MOUNT FOOT			4	4	4	
3	303LM02132	3LM02132	BOLT STOPPER			4	4	4	
4	303LM02170	3LM02170	RUBBER BOLT			4	4	4	
5	303LM02230	3LM02230	SHEET BOLT RUBBER			4	4	4	
6	302ND09520	2ND09520	SLIDER CASSETTE LEFT			2	2	2	
7	302ND09510	2ND09510	SLIDER CASSETTE RIGHT			2	2	2	
8	302ND09540	2ND09540	SHAFT CASSETTE FRONT			2	2	2	
9	302ND09530	2ND09530	GUIDE CASSETTE SET			2	2	2	
10	303RB02301	3RB02301	RETAINER PF LOCK		2:Design-chg.	1	1	1	
11	303RB02180	3RB02180	SLIDER PF LOCK			1	1	1	
12	302LV25420	2LV25420	PIN FUSER			3	3	3	
13	302H703140	2H703140	SPRING PIPE LOW			1	1	1	
101	7BB007406H	BB112710	+TP-CUP M SCREW 4X6						
102	7BB700308H	BB105600	+BIND T.T S SCREW 3X8 SR						
103	7BB200312H	BB105680	+BIND T.T P SCREW 3X12						
104	7BB607306H	BB105770	+TP-CUP M SCREW 3X6 R						

• Parts with a Ref.No. of 500 and above in the illustration indicate they are not selected for service parts.

・イラスト中で 500 番台の Ref 番号が付いている部品はサービスパーツに選定されていません。

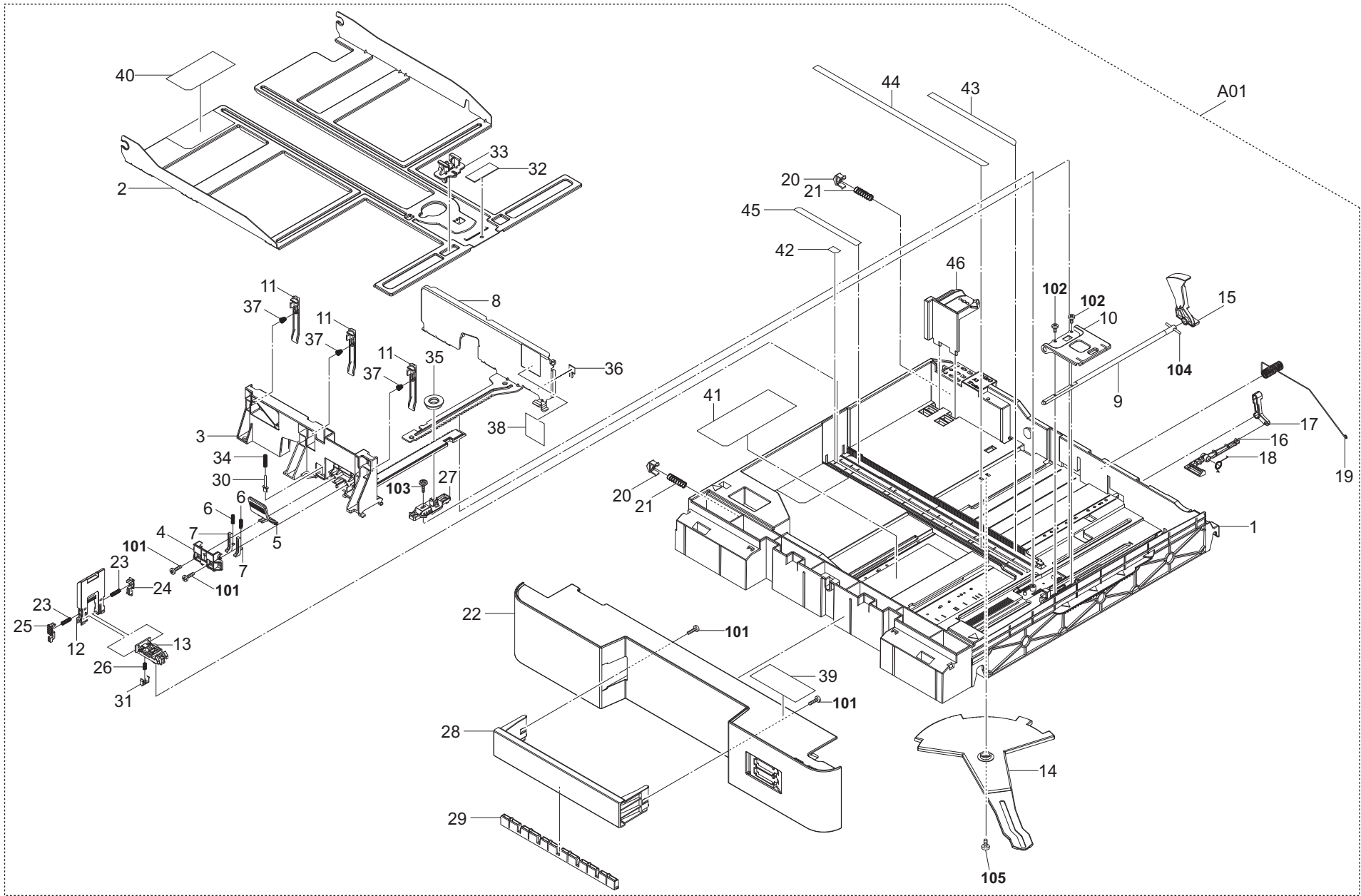


FIG. 3 Paper Cassettes

3RB-2

Ref. No. 番号	Part.No. 部品番号	Alternative. 代替部品番号	Description 部品名称	Notes 備考	Revision 改訂	Quantity 個数			
						100(日本)	120	230	240
A01	302ND93020	2ND93020	CT-8560			2	2	2	
1	*302ND09023	2ND09023	CASSETTE BASE 2ND		2:Design-chg.	2	2	2	
2	*302ND09460	2ND09460	PLATE PAPER BOTTOM 2ND			2	2	2	
3	*302ND09040	2ND09040	CURSOR FRONT			2	2	2	
4	*302ND09050	2ND09050	COVER CURSOR F			2	2	2	
5	*302ND09060	2ND09060	LEVER CURSOR F			2	2	2	
6	*302ND09070	2ND09070	SPRING RELEASE CURSOR			4	4	4	
7	*302ND09080	2ND09080	RACK CURSOR F			4	4	4	
8	*302ND09090	2ND09090	PLATE CURSOR REAR			2	2	2	
9	*302ND09110	2ND09110	SHAFT DRIVE LIFT			2	2	2	
10	*302ND09120	2ND09120	PLATE LIFTUP			2	2	2	
11	*302ND09130	2ND09130	LEVER CURSOR SET			6	6	6	
12	*302ND09150	2ND09150	CURSOR END			2	2	2	
13	*302ND09160	2ND09160	CURSOR END SUB			2	2	2	
14	*302ND09181	2ND09181	ARM SIZE DETECTION 2ND		2:Design-chg.	2	2	2	
15	*302ND09190	2ND09190	ACTUATOR PAPER LEVEL			2	2	2	
16	*302ND09200	2ND09200	LEVER SIDE SWITCH A			2	2	2	
17	*302ND09210	2ND09210	LEVER SIDE SWITCH B			2	2	2	
18	*302ND09220	2ND09220	SPRING SIDE SWITCH			2	2	2	
19	*302ND09230	2ND09230	SPRING EARTH CASSETTE			2	2	2	
20	*302ND09240	2ND09240	LEVER CASSETTE SET			4	4	4	
21	*302ND09250	2ND09250	SPRING CASSETTE SET			4	4	4	
22	*302ND09270	2ND09270	COVER CASSETTE 2ND			2	2	2	
23	*302ND09320	2ND09320	SPRING CURSOR RACK			4	4	4	
24	*302ND09330	2ND09330	CURSOR END RACK R			2	2	2	
25	*302ND09340	2ND09340	CURSOR END RACK L			2	2	2	
26	*302ND09350	2ND09350	SPRING SIZE FIX E			2	2	2	
27	*302ND09370	2ND09370	PLATE CASSETTE PINION			2	2	2	
28	*302ND09390	2ND09390	HANDLE CASSETTE			2	2	2	
29	*302ND09450	2ND09450	REINFORCEMENT HANDLE			2	2	2	
30	*302HN09240	2HN09240	SIZE FIX			2	2	2	
31	*302K309350	2K309350	STOPPER SIZE SET			2	2	2	
32	*302K909260	2K909260	PAD BOTTOM			2	2	2	
33	*302GR09991	2GR09991	LIFT LOCK			2	2	2	
34	*302HN09190	2HN09190	SPRING FIX			2	2	2	
35	*302BM07410	2BM07410	GEAR GUIDE SIDE			2	2	2	
36	*303JY37220	3JY37220	STATIC ELIMINATOR CURSOR			2	2	2	
37	*302NT09060	2NT09060	SPRING CURSOR SET			6	6	6	
38	*302ND34010	2ND34010	LABEL CASSETTE PAPER MAX			2	2	2	
39	*302ND34030	2ND34030	LABEL CASSETTE OPERATION B			2	2	2	
40	*302ND34050	2ND34050	LABEL CASSETTE CURSOR OPERATION B			2	2	2	
41	*302ND34110	2ND34110	LABEL PAPER SIZE F			2	2	2	
42	*302ND34340	2ND34340	LABEL PAPER SIZE G			2	2	2	
43	*302ND34060	2ND34060	LABEL PAPER SIZE A			2	2	2	
44	*302ND34090	2ND34090	LABEL PAPER SIZE D			2	2	2	
45	*302ND34080	2ND34080	LABEL PAPER SIZE C			2	2	2	
46	*302ND09380	2ND09380	GUIDE PAPER SET SUB			2	2	2	

• Parts with a Ref.No. of 500 and above in the illustration indicate they are not selected for service parts.

• イラスト中で 500 番台の Ref 番号が付いている部品はサービスパーツに選定されていません。

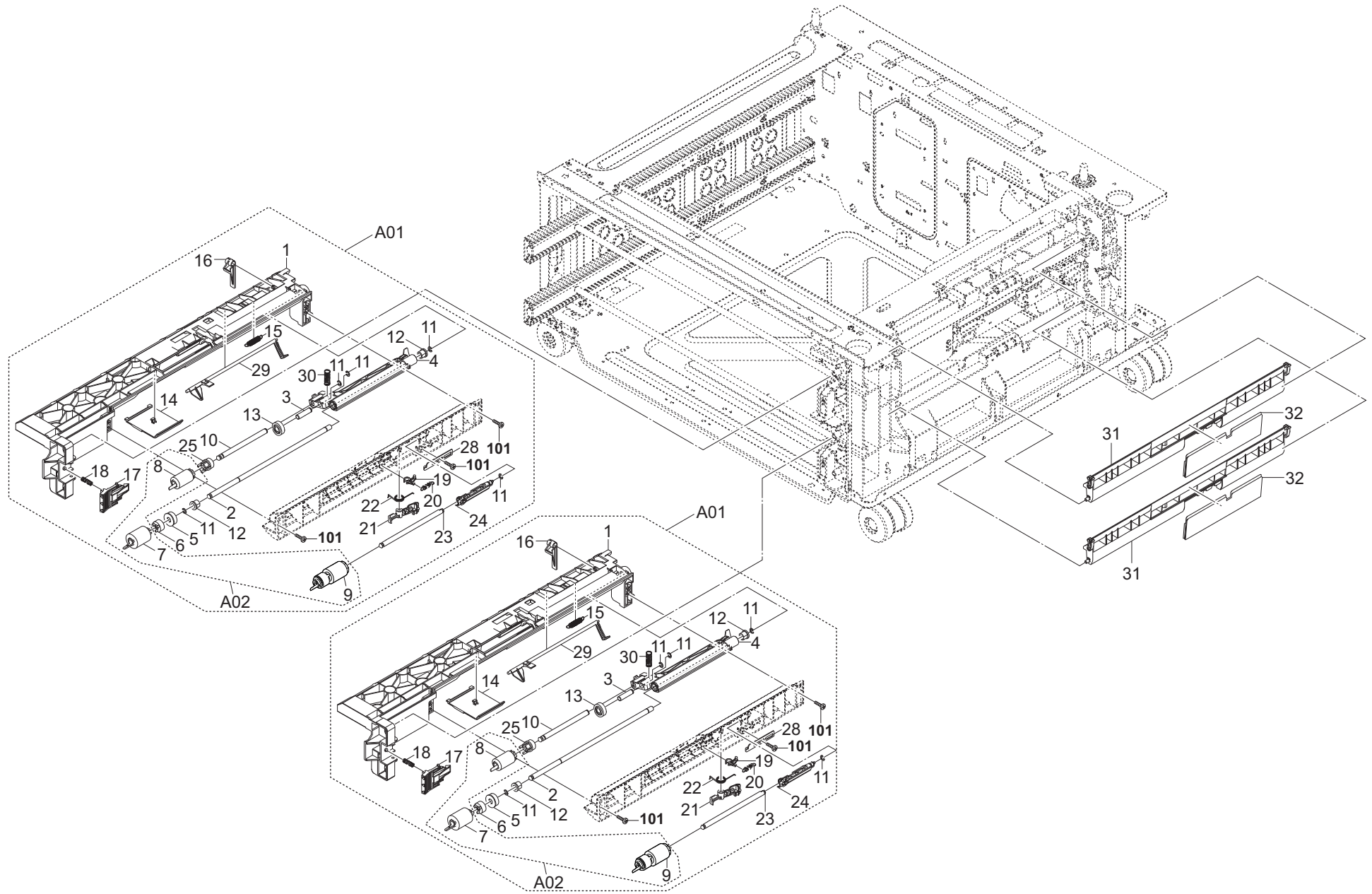


FIG. 4 Paper Feed Section 1

3RB-4

Ref. No. 番号	Part.No. 部品番号	Alternative. 代替部品番号	Description 部品名称	Notes 備考	Revision 改訂	Quantity 個数			
						100(日本)	120	230	240
A01	302ND94211	2ND94211	PARTS PRIMARY FEED ASSY SP		4:Design-chg.	2	2	2	
1	*302ND06010	2ND06010	FRAME FEED UPPER			2	2	2	
2	*302ND06030	2ND06030	SHAFT PRIMARY FEED			2	2	2	
3	*302K906080	2K906080	PIN PICK UP IDLE			2	2	2	
4	*302ND06020	2ND06020	HOLDER PICKUP			2	2	2	
5	*302ND06040	2ND06040	GEAR Z30 FEED OW			2	2	2	
6	*302N406120	2N406120	ONEWAY-CLUTCH 6			2	2	2	
A02	*302ND94701	2ND94701	PARTS PULLEY SET SP		4:Design-chg.	2	2	2	
7	*302N406030	2N406030	PULLEY FEED			2	2	2	
8	*302ND94340	2ND94340	PARTS PULLEY PICKUP SP			2	2	2	
9	*302ND94351	2ND94351	PARTS ROLLER RETARD ASSY SP		4:Design-chg.	2	2	2	
10	*302N406070	2N406070	SHAFT PICKUP PRIMARY			2	2	2	
11	*302K924820	2K924820	CUT-WASHER 4			10	10	10	
12	*2BC06520	2BC06520	BUSHING 6,REGISTRATION			4	4	4	
13	*302ND06060	2ND06060	GEAR Z32 FEED			2	2	2	
14	*302ND06240	2ND06240	GUIDE PRIMARY FEED SUB			2	2	2	
15	*302ND06100	2ND06100	SPRING PICKUP RELEASE			2	2	2	
16	*302ND06090	2ND06090	LEVER PICKUP RELEASE			2	2	2	
17	*302ND06220	2ND06220	LEVER FEED LOCK			2	2	2	
18	*302ND06230	2ND06230	SPRING FEED LOCK			2	2	2	
19	*302ND06160	2ND06160	LEVER RETARD			2	2	2	
20	*302ND06150	2ND06150	SPRING RETARD			2	2	2	
21	*302ND06180	2ND06180	LEVER RETARD RELEASE			2	2	2	
22	*302ND06190	2ND06190	SPRING RETARD RELEASE			2	2	2	
23	*302ND06140	2ND06140	SHAFT RETARD			2	2	2	
24	*302ND06130	2ND06130	HOLDER RETARD			2	2	2	
25	*302ND06050	2ND06050	GEAR Z24 PICKUP			2	2	2	
26	.				4:Del				
27	.				4:Del				
28	*302ND06170	2ND06170	PLATE RETARD ADJUST			2	2	2	
29	*302ND06070	2ND06070	ACTUATOR PAPER EMPTY			2	2	2	
30	*302ND06080	2ND06080	SPRING PICKUP			2	2	2	
31	302ND06530	2ND06530	GUIDE PRIMARY FEED B			2	2	2	
32	302ND06780	2ND06780	FILM FEED LOW B			2	2	2	
101	7BB200308H	BB105660	+BIND T.T P SCREW 3X8						

• Parts with a Ref.No. of 500 and above in the illustration indicate they are not selected for service parts.

• イラスト中で 500 番台の Ref 番号が付いている部品はサービスパーツに選定されていません。

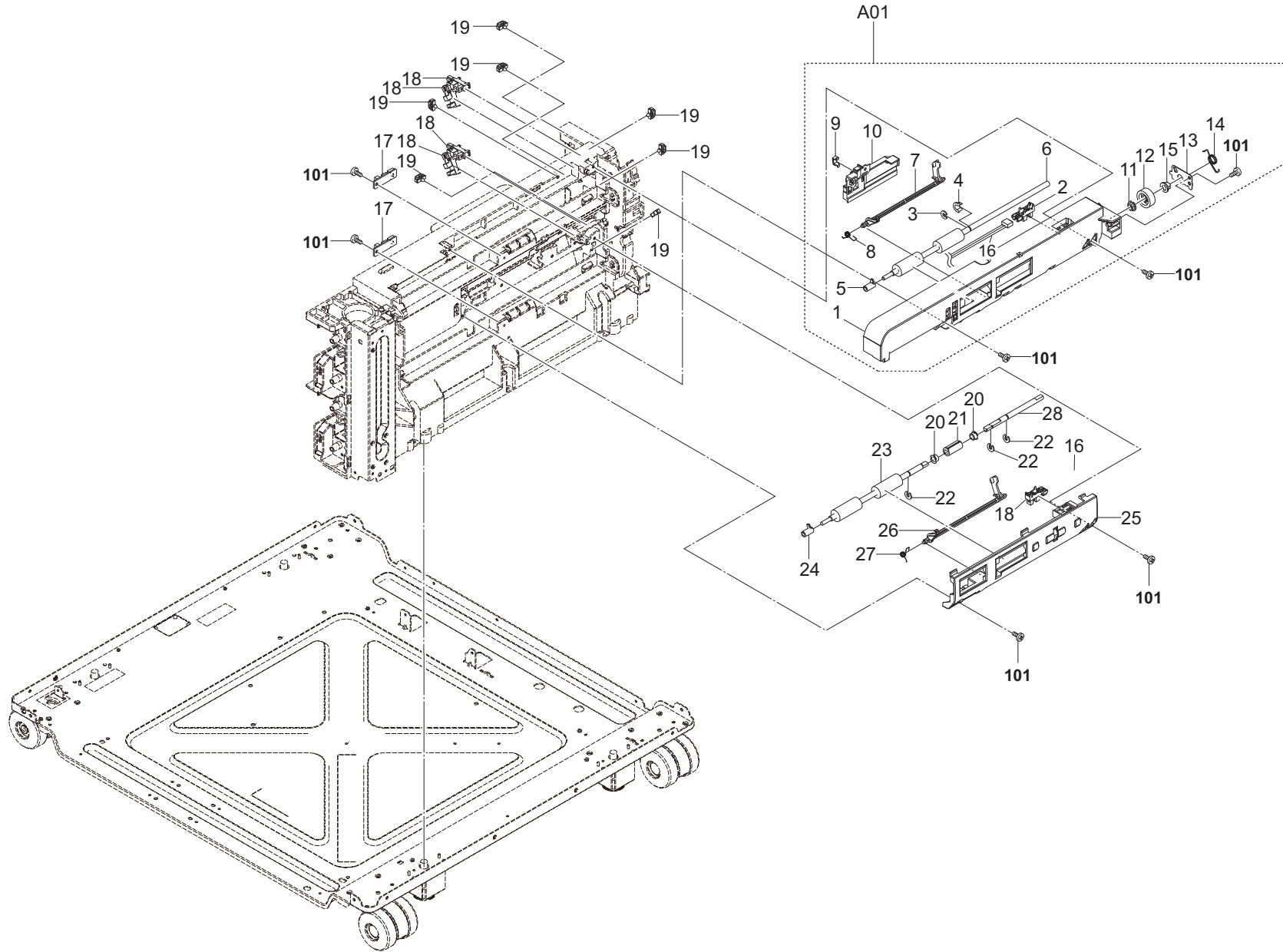


FIG. 5 Paper Feed Section 2

3RB-2

Ref. No. 番号	Part.No. 部品番号	Alternative. 代替部品番号	Description 部品名称	Notes 備考	Revision 改訂	Quantity 個数			
						100(日本)	120	230	240
A01	303RC94010	3RC94010	PARTS VF UPPER ASSY SP			1	1	1	
1	*303RB02120	3RB02120	GUIDE ROLLER VERTICAL			1	1	1	
2	*302P794010	2P794010	PARTS SENSOR OPT. SP			1	1	1	
3	*302FB09830	2FB09830	CUT WASHER 4			1	1	1	
4	*302FZ07540	2FZ07540	HOLDER SHAFT OUT			1	1	1	
5	*302K329270	2K329270	BUSH DU			1	1	1	
6	*302ND94360	2ND94360	PARTS ROLLER FEED LOW SP			1	1	1	
7	*302ND06570	2ND06570	ACTUATOR FEED LOW			1	1	1	
8	*302ND06720	2ND06720	SPRING ACTUATOR PI			1	1	1	
9	*302K931080	2K931080	WIRE STOPPER			1	1	1	
10	*303RB02190	3RB02190	MOUNT WIRE			1	1	1	
11	*302HN31590	2HN31590	BUSH DRIVE			1	1	1	
12	*303RB02150	3RB02150	GEAR Z24R			1	1	1	
13	*303RB02220	3RB02220	PLATE FEED DRIVE			1	1	1	
14	*303RB02230	3RB02230	SPRING EARTH FEED DRIVE			1	1	1	
15	*303RB02240	3RB02240	BUSH 6 EW S			1	1	1	
16	*303RB46080	3RB46080	WIRE VERTICAL UNIT			1	1	1	
17	302ND94320	2ND94320	PARTS PWB RETARD SENSOR ASSY SP			2	2	2	
18	302P794010	2P794010	PARTS SENSOR OPT. SP			5	5	5	
19	7YZM610007++H01	YZ023340	ACCESS.SADDLE			7	7	7	
20	302H431070	2H431070	BUSH DRIVE 6			2	2	2	
21	302ND06680	2ND06680	JOINT SHAFT EW			1	1	1	
22	302FB09830	2FB09830	CUT WASHER 4			3	3	3	
23	302ND94370	2ND94370	PARTS ROLLER FEED LOW B SP			1	1	1	
24	302K329270	2K329270	BUSH DU			1	1	1	
25	302ND06761	2ND06761	MOUNT SENSOR		2:Design-chg.	1	1	1	
26	302ND06570	2ND06570	ACTUATOR FEED LOW			1	1	1	
27	302ND06720	2ND06720	SPRING ACTUATOR PI			1	1	1	
28	302ND06670	2ND06670	SHAFT FEED LOW JOINT			1	1	1	
101	7BB200308H	BB105660	+BIND T.T P SCREW 3X8						

• Parts with a Ref.No. of 500 and above in the illustration indicate they are not selected for service parts.

・イラスト中で 500 番台の Ref 番号が付いている部品はサービスパーツに選定されていません。

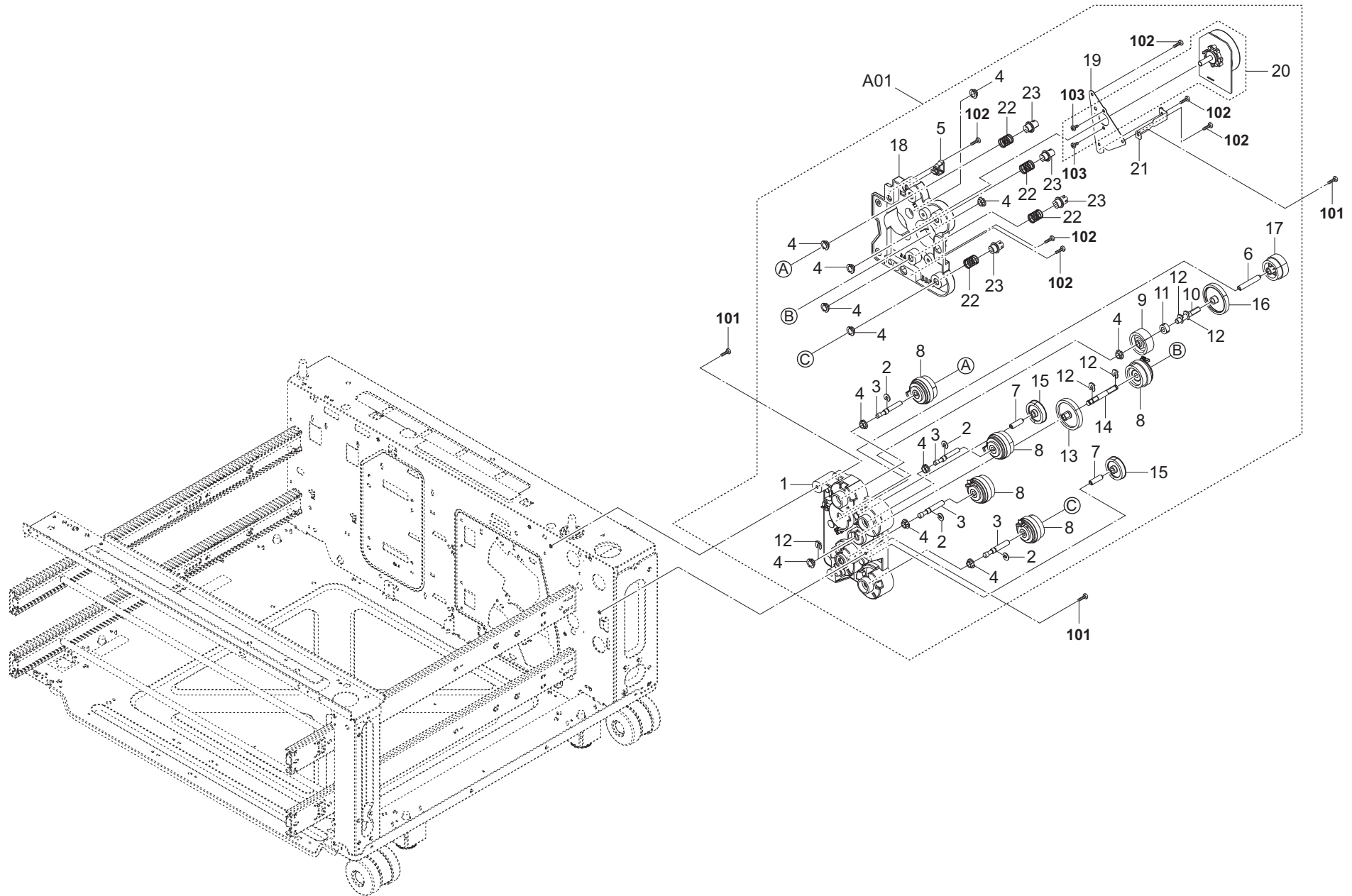


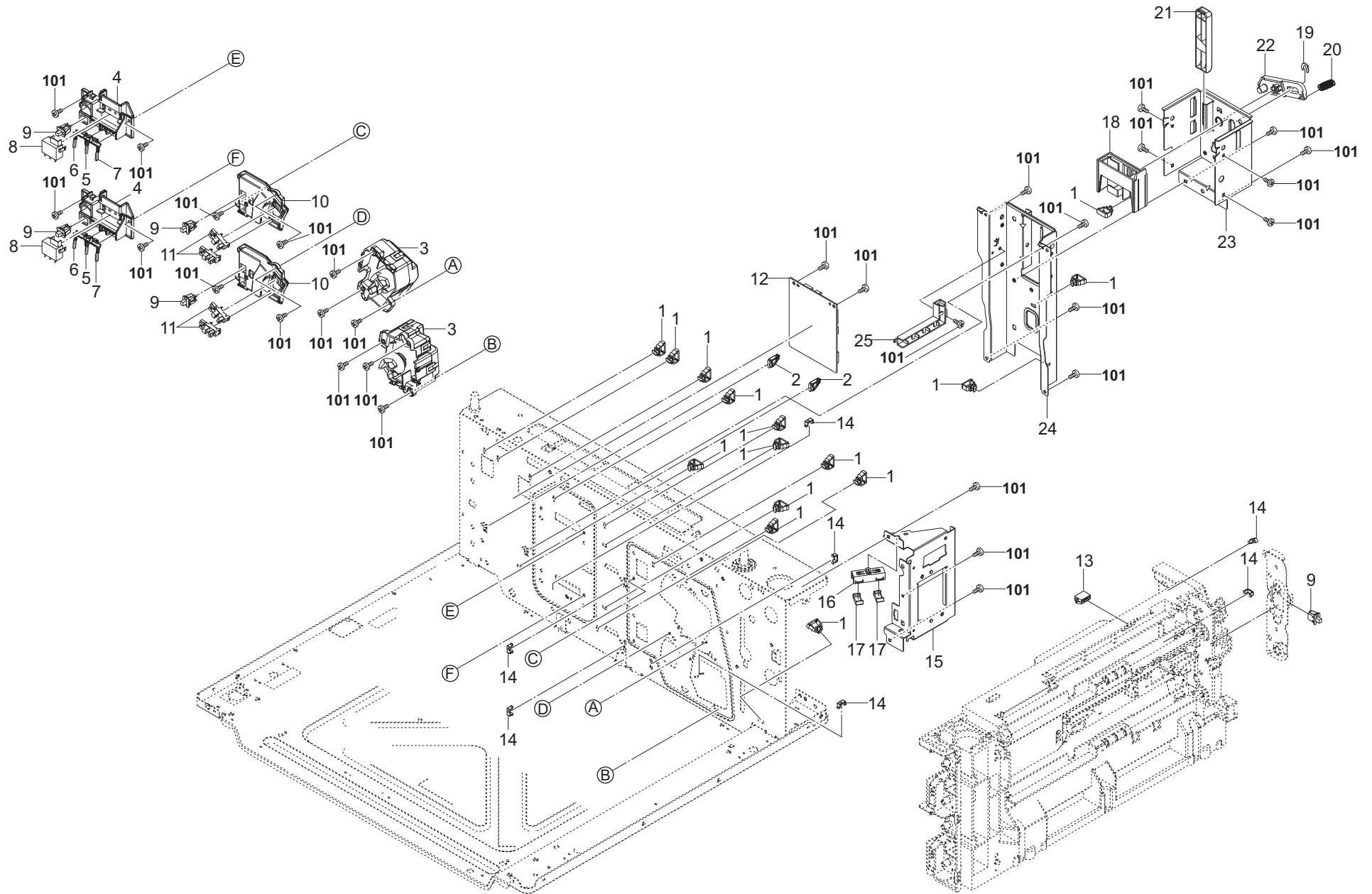
FIG. 6 Drive Section

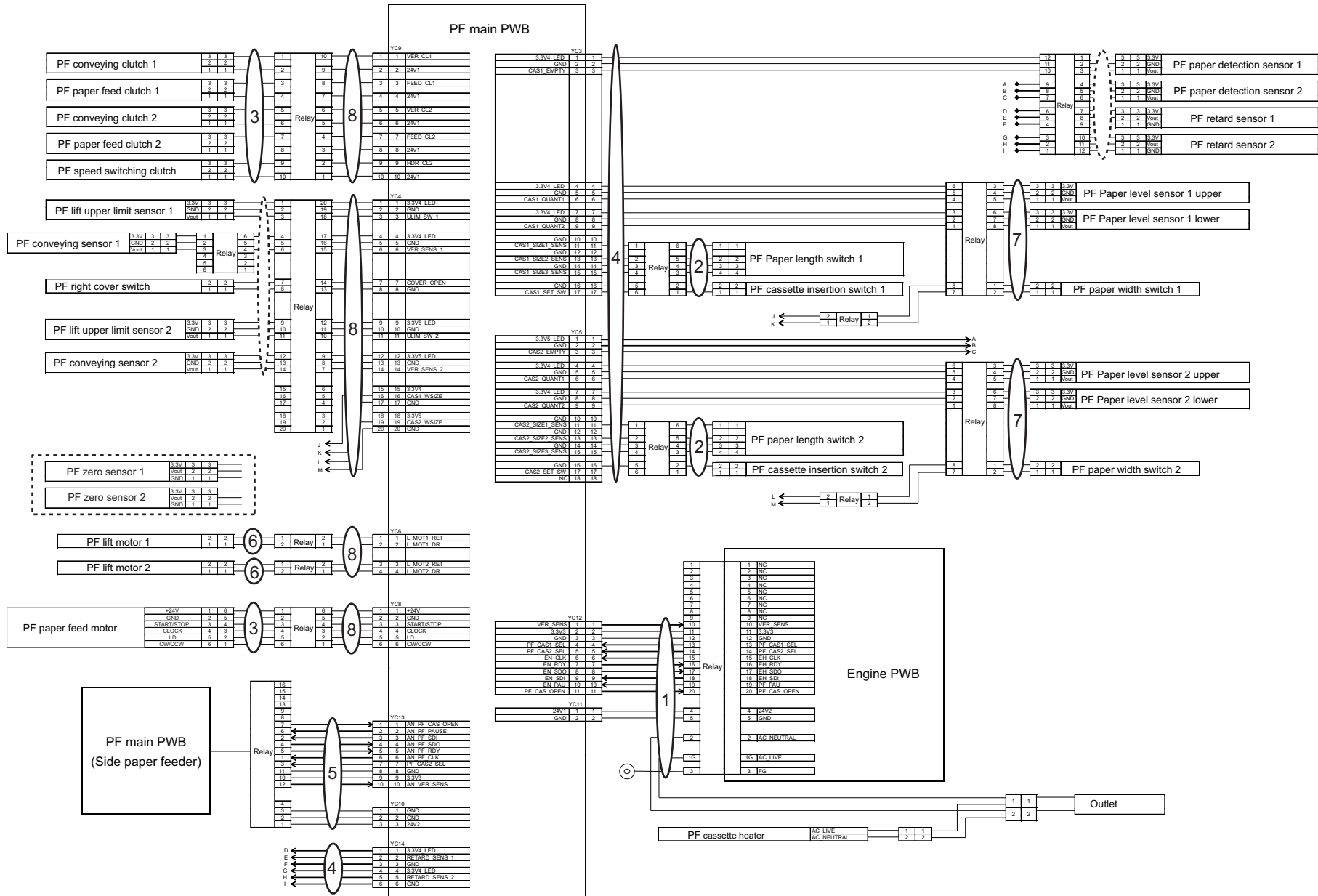
3RB-2

Ref. No. 番号	Part.No. 部品番号	Alternative. 代替部品番号	Description 部 品 名 称	Notes 備 考	Revision 改 訂	Quantity 個数			
						100(日本)	120	230	240
A01	303RB94020	3RB94020	PARTS DRIVE ASSY SP			1	1	1	
1	*303RB31010	3RB31010	HOUSING DRIVE			1	1	1	
2	*302FB09830	2FB09830	CUT WASHER 4			4	4	4	
3	*303RB31080	3RB31080	SHAFT CLUTCH FEED			4	4	4	
4	*302HN31590	2HN31590	BUSH DRIVE			12	12	12	
5	*7YZM610010++H01	YZ042990	ACCESS SADDLE			1	1	1	
6	*302ND31700	2ND31700	PIN FEED			1	1	1	
7	*303MA16560	3MA16560	SHAFT GEAR BELT			2	2	2	
8	*302RH94090	2RH94090	PARTS CLUTCH 35 Z35R SP		2:Part No.-chg.	5	5	5	
9	*303RB31050	3RB31050	GEAR Z35L OW			1	1	1	
10	*303RB31090	3RB31090	SHAFT FEED OW			1	1	1	
11	*5AAVCLTCH018	2A806910	ONE WAY CLUTCH /A-49 MPF A4			1	1	1	
12	*5MVX111DN003	2A806250	RING STOPPER /A-49 FEED A4			5	5	5	
13	*303RB31040	3RB31040	GEAR Z47R			1	1	1	
14	*303RB31100	3RB31100	SHAFT CLUTCH FEED B			1	1	1	
15	*302HG31090	2HG31090	GEAR Z33L			2	2	2	
16	*302ND31590	2ND31590	GEAR Z47L			1	1	1	
17	*302ND31780	2ND31780	GEAR Z56R-Z31R			1	1	1	
18	*303RB31020	3RB31020	HOUSING DRIVE B			1	1	1	
19	*303RB31030	3RB31030	MOUNT MOTOR			1	1	1	
20	*302LC94292	2LC94292	PARTS MOTOR-BL W10 SP		2:Design-chg.	1	1	1	
21	*303RB31120	3RB31120	PLATE EARTH MOTOR			1	1	1	
22	*302HN31410	2HN31410	SPRING FEED			4	4	4	
23	*302HN31660	2HN31660	JOINT SHAFT CASSETTE			4	4	4	
101	7BB700308H	BB105600	+BIND T.T S SCREW 3X8 SR						
102	7BB200308H	BB105660	+BIND T.T P SCREW 3X8						
103	7BB000304H	BB105720	+BIND M SCREW 3X4						

• Parts with a Ref.No. of 500 and above in the illustration indicate they are not selected for service parts.

・イラスト中で 500 番台の Ref 番号が付いている部品はサービスパーツに選定されていません。





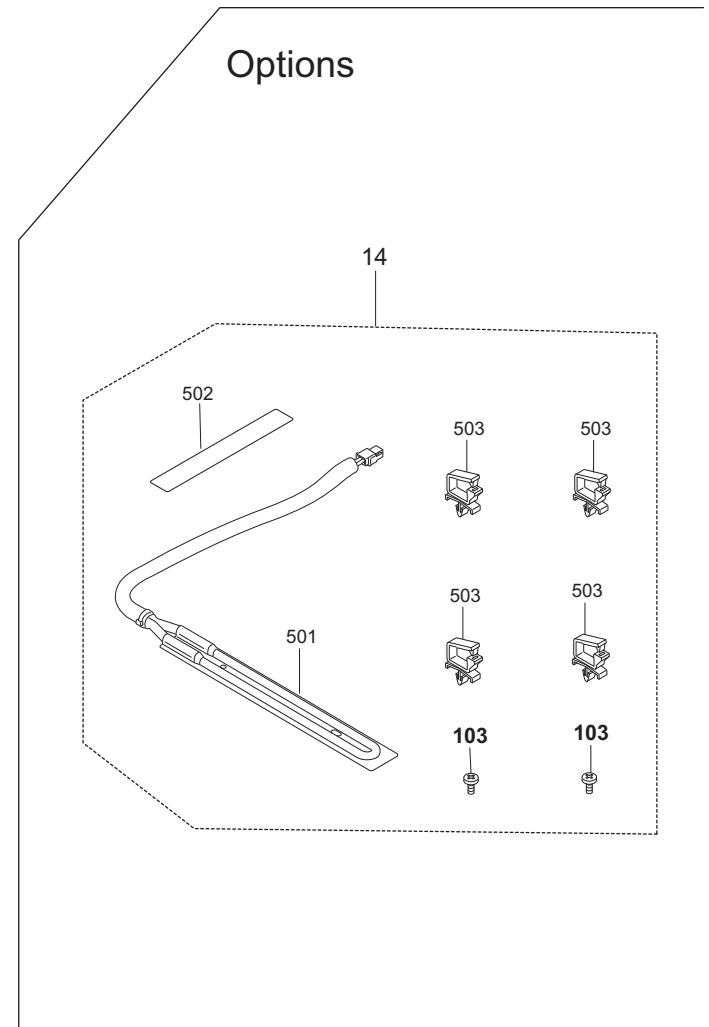
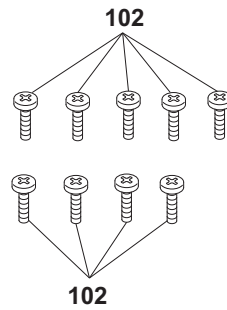

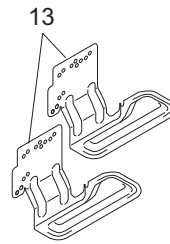
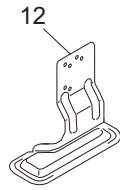
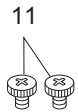
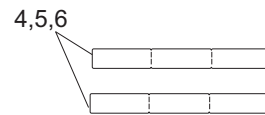
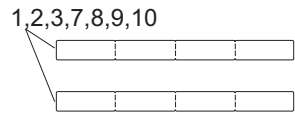


FIG. 9 Accessories & Options

3RB

Ref. No. 番号	Part.No. 部品番号	Alternative. 代替部品番号	Description 部 品 名 称	Notes 備 考	Revision 改 訂	Quantity 個数			
						100(日本)	120	230	240
1	302ND34120	2ND34120	SHEET PAPER SIZE M A			2		2	
2	302ND34140	2ND34140	SHEET PAPER SIZE M C			2		2	
3	302ND34150	2ND34150	SHEET PAPER SIZE I A				2		
4	302ND34160	2ND34160	SHEET PAPER SIZE I B				2		
5	302ND34170	2ND34170	SHEET PAPER SIZE M JP			2			
6	302ND34180	2ND34180	SHEET PAPER MEDIA EN				2	2	
7	302ND34370	2ND34370	SHEET PAPER MEDIA GER ITA					2	
8	302ND34380	2ND34380	SHEET PAPER MEDIA FRA SPA				2	2	
9	302ND34390	2ND34390	SHEET PAPER MEDIA PTB				2	2	
10	302ND34400	2ND34400	SHEET PAPER MEDIA DUT RUS					2	
11	303H321080	3H321080	RETAINING PIN TRAY			2	2	2	
12	303RB02250	3RB02250	PLATE SUPPORT MACHINE R			1	1	1	
13	303RB02290	3RB02290	PLATE SUPPORT MACHINE L			2	2	2	
14	303RB94040	3RB94040	PARTS HEATER 100 ASSY			1			
14	303RB94050	3RB94050	PARTS HEATER 120 ASSY				1		
14	303RB94060	3RB94060	PARTS HEATER 240 ASSY					1	
101	7BB782308H	BB111300	+TP-FLAT T.T S SCREW 3X8 SR(BLACK)						
102	7BB780420H	BB116060	+BIND T.T S SCREW 4X20 SR(BLACK)						
103	7BB700308H	BB105600	+BIND T.T S SCREW 3X8 SR						

• Parts with a Ref.No. of 500 and above in the illustration indicate they are not selected for service parts.

・イラスト中で 500 番台の Ref 番号が付いている部品はサービスパーツに選定されていません。

Part.No. 部品番号	Alternative. 代替部品番号	Description 部品名称	Fig.No.
2BC06520	2BC06520	BUSHING 6,REGISTRATION	4
2BC06910	2BC06910	STOPPER 6	7
302BM07410	2BM07410	GEAR GUIDE SIDE	3
302FB09830	2FB09830	CUT WASHER 4	5,6
302FB09830	2FB09830	CUT WASHER 4	5,6
302FB09830	2FB09830	CUT WASHER 4	6
302FZ07540	2FZ07540	HOLDER SHAFT OUT	5
302FZ20021	2FZ20021	SPRING LID	1
302GR09991	2GR09991	LIFT LOCK	3
302H431070	2H431070	BUSH DRIVE 6	5
302H703140	2H703140	SPRING PIPE LOW	2
302HG31090	2HG31090	GEAR Z33L	6
302HN09190	2HN09190	SPRING FIX	3
302HN09240	2HN09240	SIZE FIX	3
302HN31410	2HN31410	SPRING FEED	6
302HN31590	2HN31590	BUSH DRIVE	5,6
302HN31590	2HN31590	BUSH DRIVE	6
302HN31660	2HN31660	JOINT SHAFT CASSETTE	6
302K309350	2K309350	STOPPER SIZE SET	3
302K329270	2K329270	BUSH DU	5
302K329270	2K329270	BUSH DU	5
302K906080	2K906080	PIN PICK UP IDLE	4
302K909260	2K909260	PAD BOTTOM	3
302K924820	2K924820	CUT-WASHER 4	4
302K931080	2K931080	WIRE STOPPER	5,7
302K931080	2K931080	WIRE STOPPER	7
302K939230	2K939230	HOLDER PWB	7
302LC94292	2LC94292	PARTS MOTOR-BL W10 SP	6
302LF39050	2LF39050	GUIDE WIRE FRONT PWB	7
302LV25420	2LV25420	PIN FUSER	2
302N406030	2N406030	PULLEY FEED	4
302N406070	2N406070	SHAFT PICKUP PRIMARY	4
302N406120	2N406120	ONEWAY-CLUTCH 6	4
302ND06010	2ND06010	FRAME FEED UPPER	4
302ND06020	2ND06020	HOLDER PICKUP	4
302ND06030	2ND06030	SHAFT PRIMARY FEED	4
302ND06040	2ND06040	GEAR Z30 FEED OW	4
302ND06050	2ND06050	GEAR Z24 PICKUP	4
302ND06060	2ND06060	GEAR Z32 FEED	4
302ND06070	2ND06070	ACTUATOR PAPER EMPTY	4
302ND06080	2ND06080	SPRING PICKUP	4
302ND06090	2ND06090	LEVER PICKUP RELEASE	4
302ND06100	2ND06100	SPRING PICKUP RELEASE	4
302ND06130	2ND06130	HOLDER RETARD	4
302ND06140	2ND06140	SHAFT RETARD	4
302ND06150	2ND06150	SPRING RETARD	4
302ND06160	2ND06160	LEVER RETARD	4
302ND06170	2ND06170	PLATE RETARD ADJUST	4
302ND06180	2ND06180	LEVER RETARD RELEASE	4
302ND06190	2ND06190	SPRING RETARD RELEASE	4
302ND06220	2ND06220	LEVER FEED LOCK	4

Part.No. 部品番号	Alternative. 代替部品番号	Description 部品名称	Fig.No.
302ND06230	2ND06230	SPRING FEED LOCK	4
302ND06240	2ND06240	GUIDE PRIMARY FEED SUB	4
302ND06530	2ND06530	GUIDE PRIMARY FEED B	4
302ND06570	2ND06570	ACTUATOR FEED LOW	5
302ND06570	2ND06570	ACTUATOR FEED LOW	5
302ND06670	2ND06670	SHAFT FEED LOW JOINT	5
302ND06680	2ND06680	JOINT SHAFT EW	5
302ND06720	2ND06720	SPRING ACTUATOR PI	5
302ND06720	2ND06720	SPRING ACTUATOR PI	5
302ND06761	2ND06761	MOUNT SENSOR	5
302ND06780	2ND06780	FILM FEED LOW B	4
302ND09023	2ND09023	CASSETTE BASE 2ND	3
302ND09040	2ND09040	CURSOR FRONT	3
302ND09050	2ND09050	COVER CURSOR F	3
302ND09060	2ND09060	LEVER CURSOR F	3
302ND09070	2ND09070	SPRING RELEASE CURSOR	3
302ND09080	2ND09080	RACK CURSOR F	3
302ND09090	2ND09090	PLATE CURSOR REAR	3
302ND09110	2ND09110	SHAFT DRIVE LIFT	3
302ND09120	2ND09120	PLATE LIFTUP	3
302ND09130	2ND09130	LEVER CURSOR SET	3
302ND09150	2ND09150	CURSOR END	3
302ND09160	2ND09160	CURSOR END SUB	3
302ND09181	2ND09181	ARM SIZE DETECTION 2ND	3
302ND09190	2ND09190	ACTUATOR PAPER LEVEL	3
302ND09200	2ND09200	LEVER SIDE SWITCH A	3
302ND09210	2ND09210	LEVER SIDE SWITCH B	3
302ND09220	2ND09220	SPRING SIDE SWITCH	3
302ND09230	2ND09230	SPRING EARTH CASSETTE	3
302ND09240	2ND09240	LEVER CASSETTE SET	3
302ND09250	2ND09250	SPRING CASSETTE SET	3
302ND09270	2ND09270	COVER CASSETTE 2ND	3
302ND09280	2ND09280	HOLDER SIDE SWITCH	7
302ND09290	2ND09290	LEVER SIZE A	7
302ND09300	2ND09300	LEVER SIZE B	7
302ND09310	2ND09310	LEVER SIZE C	7
302ND09320	2ND09320	SPRING CURSOR RACK	3
302ND09330	2ND09330	CURSOR END RACK R	3
302ND09340	2ND09340	CURSOR END RACK L	3
302ND09350	2ND09350	SPRING SIZE FIX E	3
302ND09360	2ND09360	MOUNT PAPER SENSOR	7
302ND09370	2ND09370	PLATE CASSETTE PINION	3
302ND09380	2ND09380	GUIDE PAPER SET SUB	3
302ND09390	2ND09390	HANDLE CASSETTE	3
302ND09450	2ND09450	REINFORCEMENT HANDLE	3
302ND09460	2ND09460	PLATE PAPER BOTTOM 2ND	3
302ND09510	2ND09510	SLIDER CASSETTE RIGHT	2
302ND09520	2ND09520	SLIDER CASSETTE LEFT	2
302ND09530	2ND09530	GUIDE CASSETTE SET	2
302ND09540	2ND09540	SHAFT CASSETTE FRONT	2
302ND24290	2ND24290	CAP SPRING	1

Part.No. 部品番号	Alternative. 代替部品番号	Description 部品名称	Fig.No.
302ND29260	2ND29260	PULLEY FEED 16	1
302ND29280	2ND29280	SHAFT FEED	1
302ND29300	2ND29300	SPRING-COMPRESSION PULLEY FEED	1
302ND29630	2ND29630	CAP HOLDER SHAFT	1
302ND31590	2ND31590	GEAR Z47L	6
302ND31700	2ND31700	PIN FEED	6
302ND31780	2ND31780	GEAR Z56R-Z31R	6
302ND34010	2ND34010	LABEL CASSETTE PAPER MAX	3
302ND34030	2ND34030	LABEL CASSETTE OPERATION B	3
302ND34050	2ND34050	LABEL CASSETTE CURSOR OPERATION B	3
302ND34060	2ND34060	LABEL PAPER SIZE A	3
302ND34080	2ND34080	LABEL PAPER SIZE C	3
302ND34090	2ND34090	LABEL PAPER SIZE D	3
302ND34110	2ND34110	LABEL PAPER SIZE F	3
302ND34120	2ND34120	SHEET PAPER SIZE M A	9
302ND34140	2ND34140	SHEET PAPER SIZE M C	9
302ND34150	2ND34150	SHEET PAPER SIZE I A	9
302ND34160	2ND34160	SHEET PAPER SIZE I B	9
302ND34170	2ND34170	SHEET PAPER SIZE M JP	9
302ND34180	2ND34180	SHEET PAPER MEDIA EN	9
302ND34340	2ND34340	LABEL PAPER SIZE G	3
302ND34370	2ND34370	SHEET PAPER MEDIA GER ITA	9
302ND34380	2ND34380	SHEET PAPER MEDIA FRA SPA	9
302ND34390	2ND34390	SHEET PAPER MEDIA PTB	9
302ND34400	2ND34400	SHEET PAPER MEDIA DUT RUS	9
302ND93020	2ND93020	CT-8560	3
302ND94211	2ND94211	PARTS PRIMARY FEED ASSY SP	4
302ND94320	2ND94320	PARTS PWB RETARD SENSOR ASSY SP	5
302ND94340	2ND94340	PARTS PULLEY PICKUP SP	4
302ND94351	2ND94351	PARTS ROLLER RETARD ASSY SP	4
302ND94360	2ND94360	PARTS ROLLER FEED LOW SP	5
302ND94370	2ND94370	PARTS ROLLER FEED LOW B SP	5
302ND94480	2ND94480	PARTS MOTOR LIFT ASSY SP	7
302ND94701	2ND94701	PARTS PULLEY SET SP	4
302NT09060	2NT09060	SPRING CURSOR SET	3
302P794010	2P794010	PARTS SENSOR OPT. SP	5,7
302P794010	2P794010	PARTS SENSOR OPT. SP	5,7
302P794010	2P794010	PARTS SENSOR OPT. SP	7
302RH94090	2RH94090	PARTS CLUTCH 35 Z35R SP	6
303H321080	3H321080	RETAINING PIN TRAY	9
303JY37220	3JY37220	STATIC ELIMINATOR CURSOR	3
303LL02330	3LL02330	HOLDER WIRE D	7
303LM02132	3LM02132	BOLT STOPPER	2
303LM02170	3LM02170	RUBBER BOLT	2
303LM02230	3LM02230	SHEET BOLT RUBBER	2
303LT02030	3LT02030	GUIDE WIRE B	7
303MA16560	3MA16560	SHAFT GEAR BELT	6
303NN02220	3NN02220	SPRING MACHINE	7
303PS02220	3PS02220	ARM MACHINE	7
303PS02230	3PS02230	ARM DRAWER	7
303PZ06060	3PZ06060	STRAP CONVEYING	1

Part.No. 部品番号	Alternative. 代替部品番号	Description 部品名称	Fig.No.
303RB02010	3RB02010	CASTER 58	2
303RB02120	3RB02120	GUIDE ROLLER VERTICAL	5
303RB02150	3RB02150	GEAR Z24R	5
303RB02170	3RB02170	BRACKET OUTLET	7
303RB02180	3RB02180	SLIDER PF LOCK	2
303RB02190	3RB02190	MOUNT WIRE	5
303RB02210	3RB02210	HOLDER DRAWER	7
303RB02220	3RB02220	PLATE FEED DRIVE	5
303RB02230	3RB02230	SPRING EARTH FEED DRIVE	5
303RB02240	3RB02240	BUSH 6 EW S	5
303RB02250	3RB02250	PLATE SUPPORT MACHINE R	9
303RB02260	3RB02260	PLATE DRAWER B	7
303RB02270	3RB02270	MOUNT PLATE DRAWER	7
303RB02280	3RB02280	MOUNT FOOT	2
303RB02290	3RB02290	PLATE SUPPORT MACHINE L	9
303RB02301	3RB02301	RETAINER PF LOCK	2
303RB04010	3RB04010	COVER LEFT	1
303RB04020	3RB04020	COVER RIGHT FRONT	1
303RB04030	3RB04030	COVER REAR	1
303RB04040	3RB04040	COVER FEED RIGHT	1
303RB04050	3RB04050	COVER FRONT UPPER	1
303RB04060	3RB04060	COVER FRONT LOWER	1
303RB04070	3RB04070	COVER PRIMARY FEED RELEASE	1
303RB04080	3RB04080	COVER FRONT RIGHT	1
303RB04090	3RB04090	COVER RIGHT REAR	1
303RB04100	3RB04100	COVER INTERFACE	1
303RB04110	3RB04110	COVER HANDLE HOOK	1
303RB04120	3RB04120	COVER LID REAR	1
303RB06010	3RB06010	GUIDE COVER RIGHT	1
303RB06020	3RB06020	HOOK COVER RIGHT PF	1
303RB09010	3RB09010	COVER CASSETTE LABEL 3	1
303RB09020	3RB09020	COVER CASSETTE LABEL 4	1
303RB31010	3RB31010	HOUSING DRIVE	6
303RB31020	3RB31020	HOUSING DRIVE B	6
303RB31030	3RB31030	MOUNT MOTOR	6
303RB31040	3RB31040	GEAR Z47R	6
303RB31050	3RB31050	GEAR Z35L OW	6
303RB31080	3RB31080	SHAFT CLUTCH FEED	6
303RB31090	3RB31090	SHAFT FEED OW	6
303RB31100	3RB31100	SHAFT CLUTCH FEED B	6
303RB31120	3RB31120	PLATE EARTH MOTOR	6
303RB46010	3RB46010	WIRE DRAWER MFP	8
303RB46030	3RB46030	WIRE CASSETTE SIZE	8
303RB46040	3RB46040	WIRE DRIVE UNIT	8
303RB46050	3RB46050	WIRE RIGHT FRAME JOINT	8
303RB46060	3RB46060	WIRE PF INTERFACE	8
303RB46070	3RB46070	WIRE LIFT MOTOR	8
303RB46080	3RB46080	WIRE VERTICAL UNIT	5
303RB46090	3RB46090	WIRE PAPER SENSOR	8
303RB46100	3RB46100	WIRE DRIVE UNIT JOINT	8
303RB94010	3RB94010	PARTS COVER FEED RIGHT ASSY SP	1

PF-7110

Rev.4
August 2017

—— CONTENTS / 目次 ——

FIG. 1	Covers	2
FIG. 2	Frames	4
FIG. 3	Paper Cassettes	6
FIG. 4	Paper Feed Section 1	8
FIG. 5	Paper Feed Section 2-1	10
FIG. 5	Paper Feed Section 2-2	12
FIG. 6	Drive Section	14
FIG. 7	Electrical Components	16
FIG. 8	Wire Section	18
FIG. 9	Accessories & Options	20
	• INDEX / 索引	22

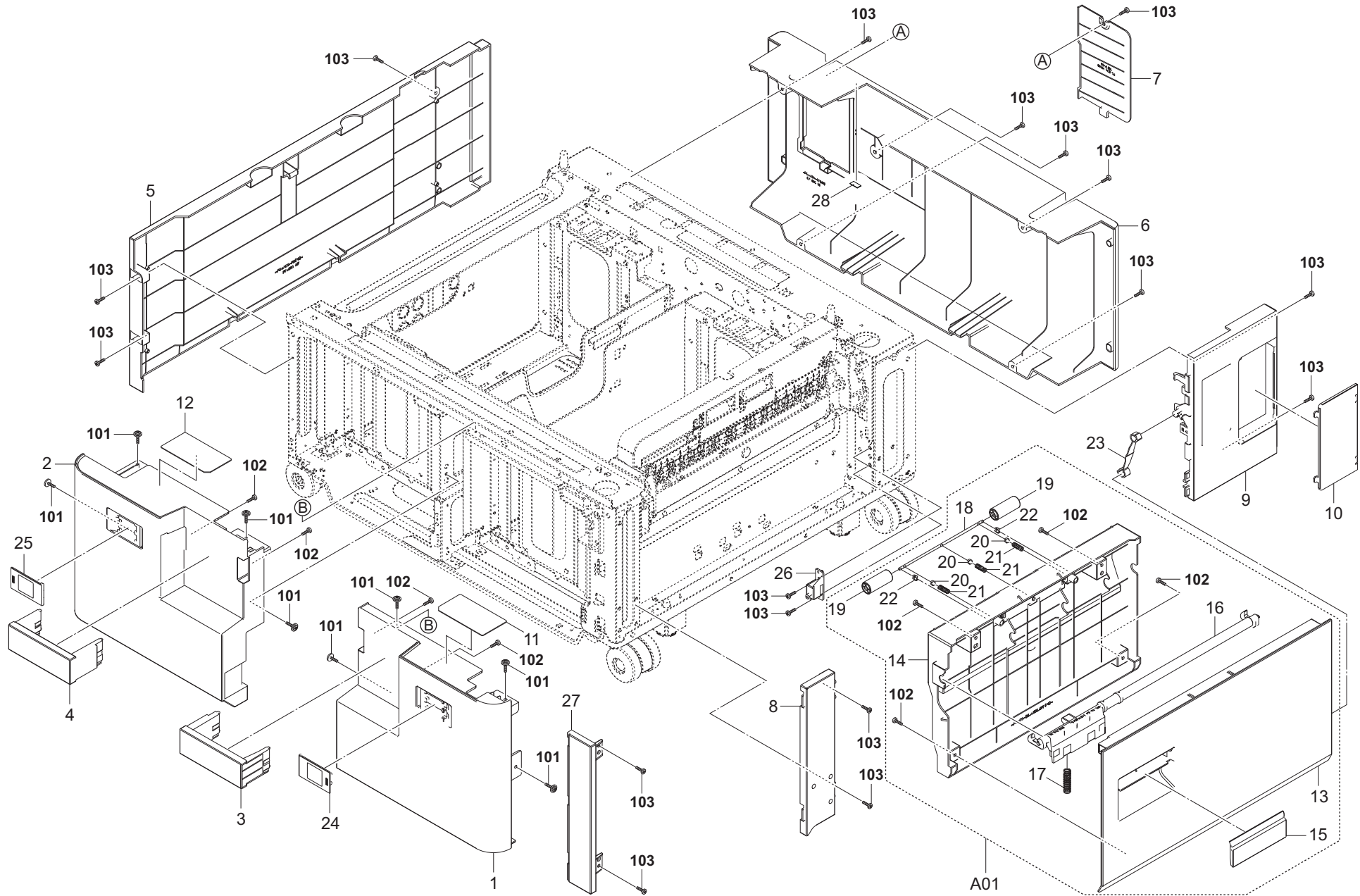


FIG. 1 Covers

3RC-3

Ref. No. 番号	Part.No. 部品番号	Alternative. 代替部品番号	Description 部 品 名 称	Notes 備 考	Revision 改 訂	Quantity 個数			
						100(日本)	120	230	240
1	303RC04010	3RC04010	COVER DECK RIGHT			1	1	1	
2	303RC04040	3RC04040	COVER DECK LEFT			1	1	1	
3	303RC04020	3RC04020	COVER DECK HANDLE RIGHT			1	1	1	
4	303RC04030	3RC04030	COVER DECK HANDLE LEFT			1	1	1	
5	303RB04010	3RB04010	COVER LEFT			1	1	1	
6	303RB04030	3RB04030	COVER REAR			1	1	1	
7	303RB04120	3RB04120	COVER LID REAR			1	1	1	
8	303RB04020	3RB04020	COVER RIGHT FRONT			1	1	1	
9	303RB04090	3RB04090	COVER RIGHT REAR			1	1	1	
10	303RB04100	3RB04100	COVER INTERFACE			1	1	1	
11	303RC34040	3RC34040	LABEL OPERATION A			1	1	1	
12	303RC34050	3RC34050	LABEL OPERATION B			1	1	1	
A01	303RC94050	3RC94050	PARTS COVER RIGHT FEED ASSY SP			1	1	1	
13	*303RB04040	3RB04040	COVER FEED RIGHT			1	1	1	
14	*303RC06140	3RC06140	GUIDE COVER RIGHT			1	1	1	
15	*303RB04110	3RB04110	COVER HANDLE HOOK			1	1	1	
16	*303RB06020	3RB06020	HOOK COVER RIGHT PF			1	1	1	
17	*302FZ20021	2FZ20021	SPRING LID			1	1	1	
18	*302ND29280	2ND29280	SHAFT FEED			1	1	1	
19	*302ND29260	2ND29260	PULLEY FEED 16			2	2	2	
20	*302ND24290	2ND24290	CAP SPRING			3	3	3	
21	*302ND29300	2ND29300	SPRING-COMPRESSION PULLEY FEED			3	3	3	
22	*302ND29630	2ND29630	CAP HOLDER SHAFT			2	2	2	
23	303PZ06060	3PZ06060	STRAP CONVEYING		3:Others	1	1	1	
24	303RB09010	3RB09010	COVER CASSETTE LABEL 3			1	1	1	
25	303RC09010	3RC09010	COVER CASSETTE LABEL 4R			1	1	1	
26	303RC02090	3RC02090	FULCRUM-PLATE CONVEYING REAR			1	1	1	
27	303RB04080	3RB04080	COVER FRONT RIGHT			1	1	1	
28	302F702050	2F702050	SPACER CONTACT BIAS			1	1	1	
101	7BB782308H	BB111300	+TP-FLAT T.T S SCREW 3X8 SR(BLACK)						
102	7BB200308H	BB105660	+BIND T.T P SCREW 3X8						
103	7BB700308H	BB105600	+BIND T.T S SCREW 3X8 SR						

• Parts with a Ref.No. of 500 and above in the illustration indicate they are not selected for service parts.

・イラスト中で 500 番台の Ref 番号が付いている部品はサービスパーツに選定されていません。

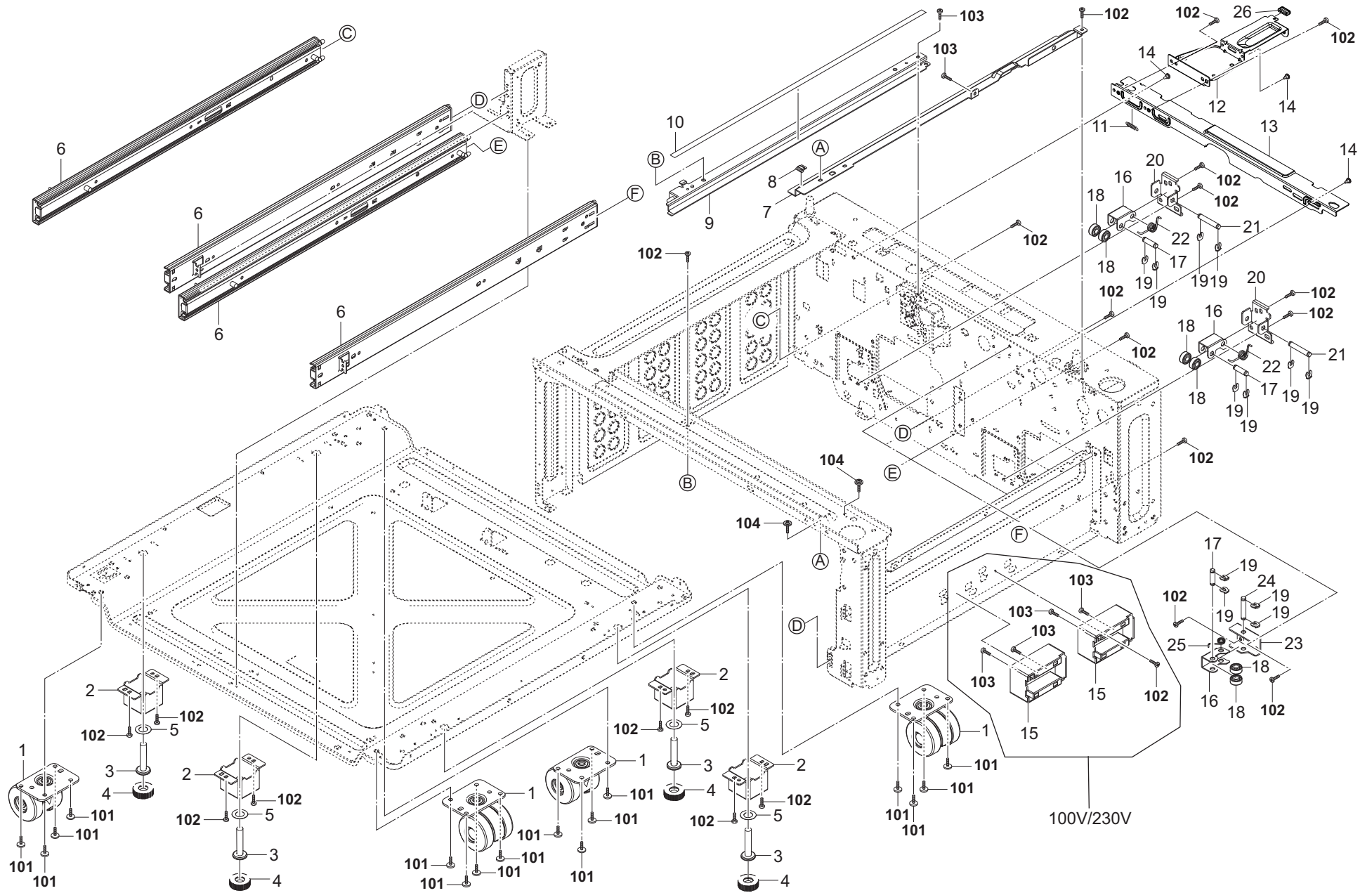


FIG. 2 Frames

3RC-2

Ref. No. 番号	Part.No. 部品番号	Alternative. 代替部品番号	Description 部品名称	Notes 備考	Revision 改訂	Quantity 個数			
						100(日本)	120	230	240
1	303RB02010	3RB02010	CASTER 58			4	4	4	
2	303RB02280	3RB02280	MOUNT FOOT			4	4	4	
3	303LM02132	3LM02132	BOLT STOPPER			4	4	4	
4	303LM02170	3LM02170	RUBBER BOLT			4	4	4	
5	303LM02230	3LM02230	SHEET BOLT RUBBER			4	4	4	
6	303RC10200	3RC10200	SLIDER DECK			4	4	4	
7	303RC02100	3RC02100	RAIL FRAME RIGHT			1	1	1	
8	302KW17520	2KW17520	SLIDER ISU			1	1	1	
9	303RC02110	3RC02110	RAIL FRAME LEFT			1	1	1	
10	303RC02190	3RC02190	FILM BRIDGE RAIL			1	1	1	
11	302H703140	2H703140	SPRING PIPE LOW			1	1	1	
12	303RB02301	3RB02301	RETAINER PF LOCK		2:Design-chg.	1	1	1	
13	303RB02180	3RB02180	SLIDER PF LOCK			1	1	1	
14	302LV25420	2LV25420	PIN FUSER			3	3	3	
15	303RC10190	3RC10190	MOUNT CURSOR			2		2	
16	303NF02270	3NF02270	LEVER DECK HOOK			3	3	3	
17	303NF02290	3NF02290	SHAFT HOOK PULLEY			3	3	3	
18	302FG07020	2FG07020	PULLEY,CASSETTE RAIL			6	6	6	
19	5MVX111DN003	2A806250	RING STOPPER /A-49 FEED A4			12	12	12	
20	303NF02301	3NF02301	HOLDER DECK HOOK			2	2	2	
21	303NF02280	3NF02280	SHAFT HOOK FULCRUM			2	2	2	
22	303NF02310	3NF02310	SPRING DECK HOOK			2	2	2	
23	303RC02160	3RC02160	HOLDER BRIDGE HOOK			1	1	1	
24	303RC02230	3RC02230	PIN BRIDGE HOOK			1	1	1	
25	303RC02240	3RC02240	SPRING BRIDGE HOOK			1	1	1	
26	302HS09170	2HS09170	CAP BOTTOM			1	1	1	
101	7BB007406H	BB112710	+TP-CUP M SCREW 4X6						
102	7BB700308H	BB105600	+BIND T.T S SCREW 3X8 SR						
103	7BB200308H	BB105660	+BIND T.T P SCREW 3X8						
104	7BB202308H	BB105690	+TP-FLAT T.T P SCREW 3X8						

• Parts with a Ref.No. of 500 and above in the illustration indicate they are not selected for service parts.

・イラスト中で 500 番台の Ref 番号が付いている部品はサービスパーツに選定されていません。

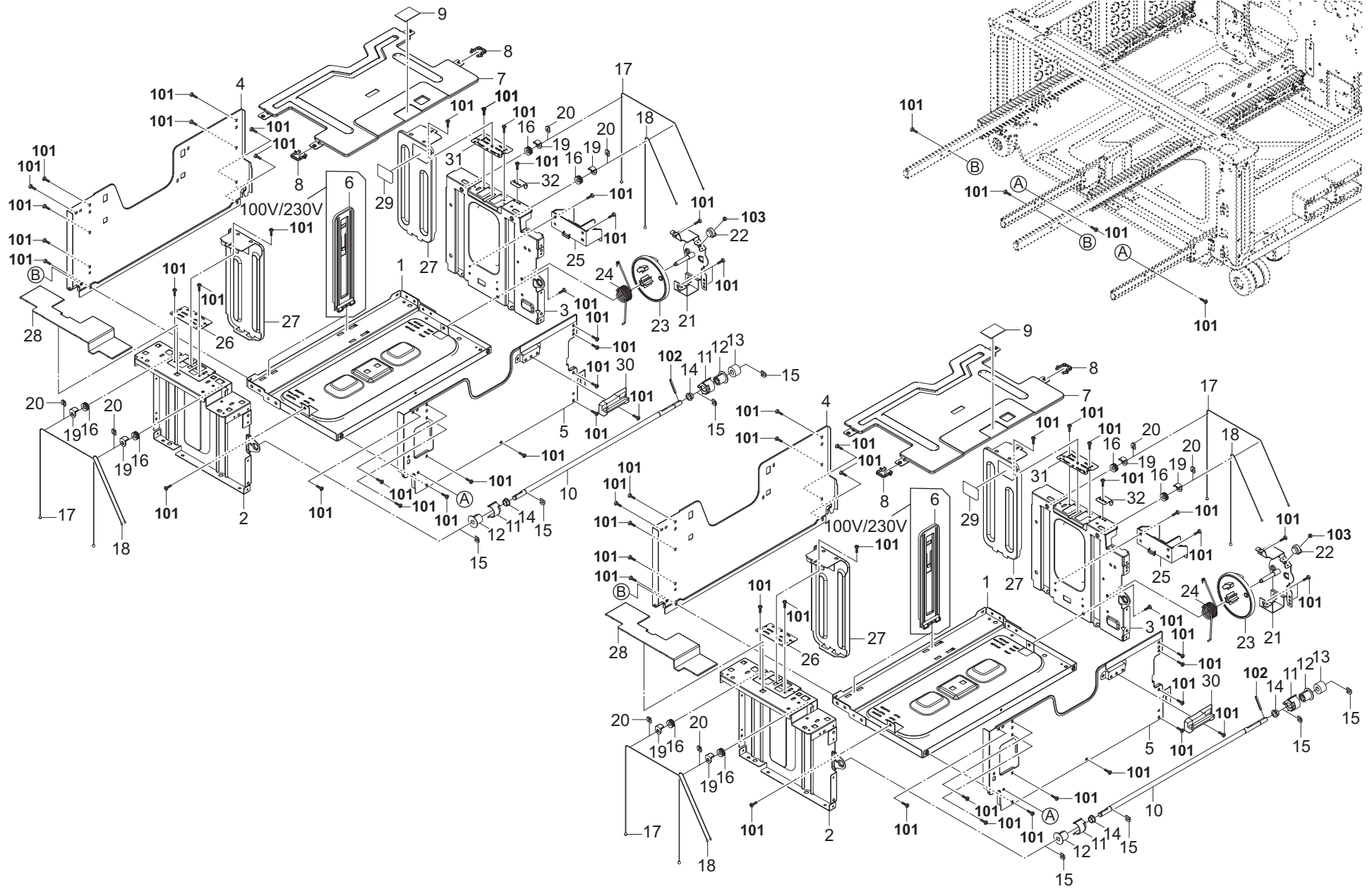


FIG. 3 Paper Cassettes

3RC

Ref. No. 番号	Part.No. 部品番号	Alternative. 代替部品番号	Description 部品名称	Notes 備考	Revision 改訂	Quantity 個数			
						100(日本)	120	230	240
1	303RC10030	3RC10030	PLATE DECK LOWER			2	2	2	
2	303RC10010	3RC10010	PLATE DECK FRONT			2	2	2	
3	303RC10020	3RC10020	PLATE DECK REAR			2	2	2	
4	303RC10050	3RC10050	PLATE DECK LEFT			2	2	2	
5	303RC10040	3RC10040	PLATE DECK RIGHT			2	2	2	
6	303RC10080	3RC10080	CURSOR END			4		4	
7	303RC10060	3RC10060	PLATE DECK BOTTOM			2	2	2	
8	303PT10210	3PT10210	SPACER DECK LIFT			4	4	4	
9	302F909210	2F909210	PAD BOTTOM			2	2	2	
10	303RC10160	3RC10160	SHAFT DECK LIFT			2	2	2	
11	303NF10320	3NF10320	HOLDER PULLEY			4	4	4	
12	2BC07020	2BC07020	FRONT PULLEY,LIFT DRIVE			4	4	4	
13	2BC07110	2BC07110	GEAR 20			2	2	2	
14	2BC06510	2BC06510	BUSHING 8			4	4	4	
15	2BC06980	2BC06980	STOPPER 5			8	8	8	
16	303NF10300	3NF10300	PULLEY LIFT WIRE			8	8	8	
17	303RC10140	3RC10140	WIRE LIFT A			4	4	4	
18	303RC10150	3RC10150	WIRE LIFT B			4	4	4	
19	303PT10180	3PT10180	STOPPER PULLEY			8	8	8	
20	5MVX111DN003	2A806250	RING STOPPER /A-49 FEED A4			8	8	8	
21	303RC10090	3RC10090	MOUNT DECK DAMPER			2	2	2	
22	302G404160	2G404160	DAMPER			2	2	2	
23	303NF10550	3NF10550	GEAR DAMPER 100			2	2	2	
24	303NF10570	3NF10570	SPRING LIFT STOPPER			2	2	2	
25	303RC10170	3RC10170	STOPPER HOOK			2	2	2	
26	303RC10180	3RC10180	PLATE CURSOR ADJUSTER			2	2	2	
27	303RC10110	3RC10110	CURSOR DECK			4	4	4	
28	303RC04050	3RC04050	COVER DECK UPPER			2	2	2	
29	303RC34030	3RC34030	LABEL CASSETTE PAPER MAX			2	2	2	
30	303RC10210	3RC10210	GUIDE RETARD DECK			2	2	2	
31	303RC10230	3RC10230	PLATE CURSOR ADJUSTER R			2	2	2	
32	303RC10240	3RC10240	REINFORCEMENT PLATE DECK			2	2	2	
101	7BB700308H	BB105600	+BIND T.T S SCREW 3X8 SR						
102	E0030240	E0030240	SPRING PIN 3X24						
103	7BB007304H	BB105810	+TP-CUP M SCREW 3X4						

• Parts with a Ref.No. of 500 and above in the illustration indicate they are not selected for service parts.

• イラスト中で 500 番台の Ref 番号が付いている部品はサービスパーツに選定されていません。

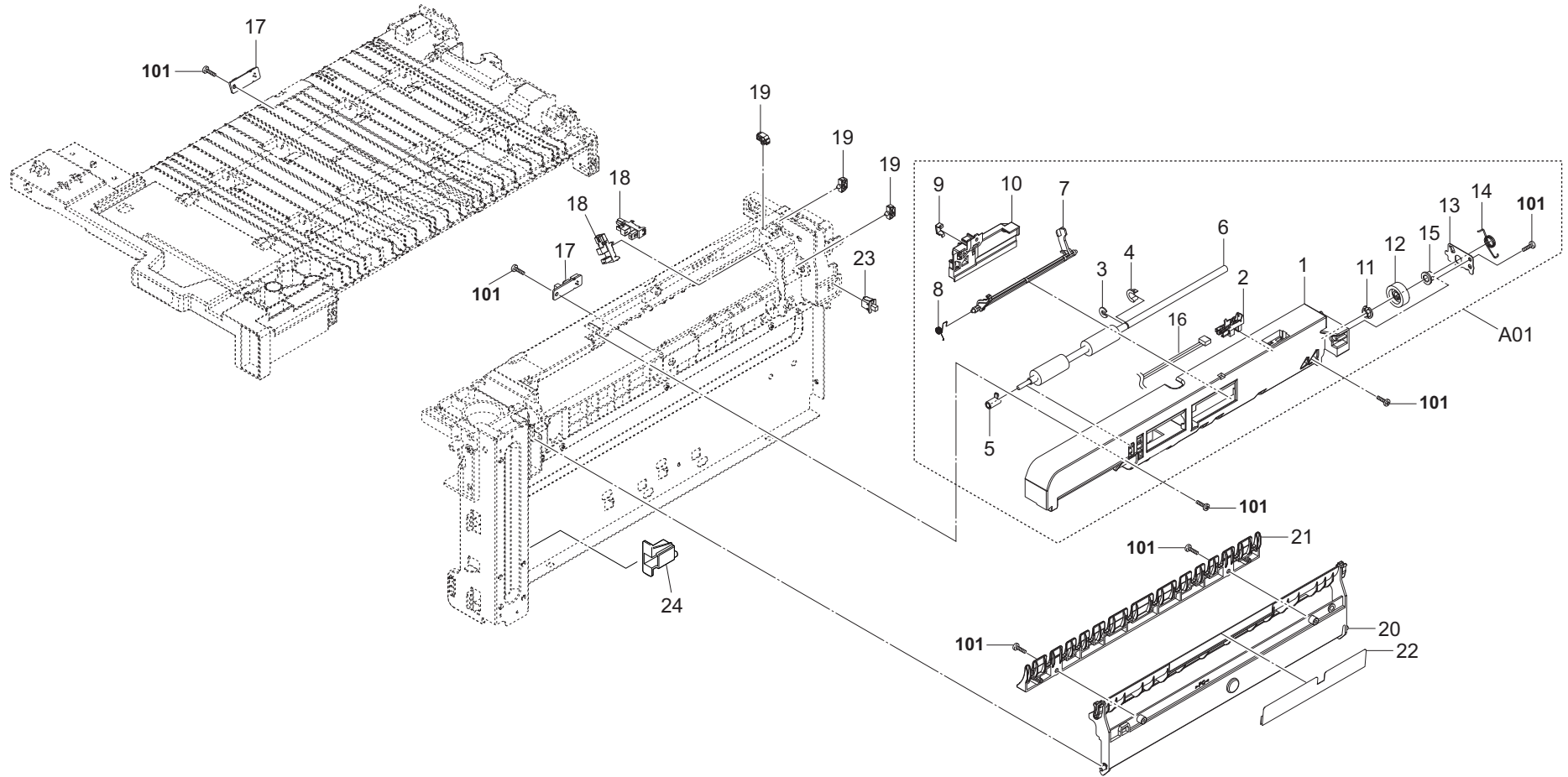


FIG. 4 Paper Feed Section 1

3RC-4

Ref. No. 番号	Part.No. 部品番号	Alternative. 代替部品番号	Description 部品名称	Notes 備考	Revision 改訂	Quantity 個数			
						100(日本)	120	230	240
A01	303RC94010	3RC94010	PARTS VF UPPER ASSY SP			1	1	1	
1	*303RB02120	3RB02120	GUIDE ROLLER VERTICAL			1	1	1	
2	*302P794010	2P794010	PARTS SENSOR OPT. SP			1	1	1	
3	*302FB09830	2FB09830	CUT WASHER 4			1	1	1	
4	*302FZ07540	2FZ07540	HOLDER SHAFT OUT			1	1	1	
5	*302K329270	2K329270	BUSH DU			1	1	1	
6	*302ND94360	2ND94360	PARTS ROLLER FEED LOW SP			1	1	1	
7	*302ND06570	2ND06570	ACTUATOR FEED LOW			1	1	1	
8	*302ND06720	2ND06720	SPRING ACTUATOR PI			1	1	1	
9	*302K931080	2K931080	WIRE STOPPER			1	1	1	
10	*303RB02190	3RB02190	MOUNT WIRE			1	1	1	
11	*302HN31590	2HN31590	BUSH DRIVE			1	1	1	
12	*303RB02150	3RB02150	GEAR Z24R			1	1	1	
13	*303RB02220	3RB02220	PLATE FEED DRIVE			1	1	1	
14	*303RB02230	3RB02230	SPRING EARTH FEED DRIVE			1	1	1	
15	*303RB02240	3RB02240	BUSH 6 EW S			1	1	1	
16	*303RB46080	3RB46080	WIRE VERTICAL UNIT			1	1	1	
17	302ND94320	2ND94320	PARTS PWB RETARD SENSOR ASSY SP			2	2	2	
18	302P794010	2P794010	PARTS SENSOR OPT. SP			2	2	2	
19	7YZM610007++H01	YZ023340	ACCESS.SADDLE			3	3	3	
20	303RC02050	3RC02050	GUIDE PRIMARY FEED			1	1	1	
21	303RC02170	3RC02170	GUIDE PRIMARY FEED B			1	1	1	
22	303RC02220	3RC02220	FILM FEED LOW			1	1	1	
23	7SP01000004+H01	SP136500	SW.PUSH			1	1	1	
24	303RC02150	3RC02150	FULCRUM-PLATE CONVEYING FRONT		4:Add	1	1	1	
101	7BB200308H	BB105660	+BIND T.T P SCREW 3X8						

• Parts with a Ref.No. of 500 and above in the illustration indicate they are not selected for service parts.

・イラスト中で 500 番台の Ref 番号が付いている部品はサービスパーツに選定されていません。

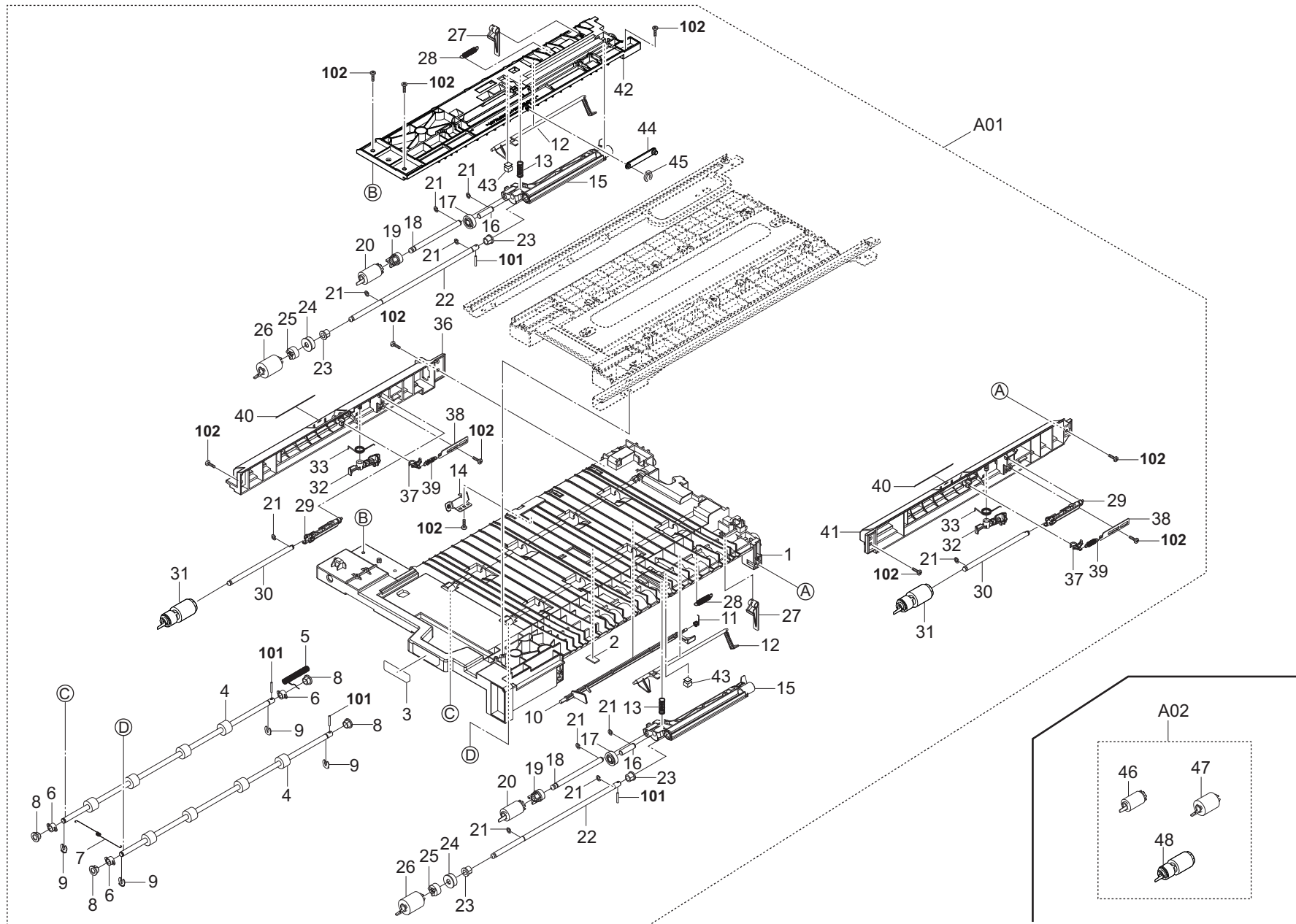


FIG. 5 Paper Feed Section 2-1

3RC-4

Ref. No. 番号	Part.No. 部品番号	Alternative. 代替部品番号	Description 部品名称	Notes 備考	Revision 改訂	Quantity 個数			
						100(日本)	120	230	240
A01	303RC94022	3RC94022	PARTS BRIDGE ASSY SP		4:Design-chg.	1	1	1	
1	*303RC06010	3RC06010	FRAME BRIDGE LOWER			1	1	1	
2	*303NF06340	3NF06340	CUSHION ACTUATOR			1	1	1	
3	*303RC34060	3RC34060	LABEL DECK B1			1	1	1	
4	*303RC94070	3RC94070	PARTS ROLLER FEED LOWER SP			2	2	2	
5	*303RC06180	3RC06180	SPRING GROUND BRIDGE B			1	1	1	
6	*302FZ07310	2FZ07310	BUSH CONTACT MPT B			3	3	3	
7	*303RC06171	3RC06171	SPRING GROUND BRIDGE A		3:Design-chg.	1	1	1	
8	*302H702590	2H702590	BUSH SCREW			4	4	4	
9	*5MVX111DN003	2A806250	RING STOPPER /A-49 FEED A4			5	5	5	
10	*303RC06050	3RC06050	ACTUATOR PI			1	1	1	
11	*303RC06151	3RC06151	SPRING ACTUATOR		4:Design-chg.	1	1	1	
12	*302ND06070	2ND06070	ACTUATOR PAPER EMPTY			2	2	2	
13	*302ND06080	2ND06080	SPRING PICKUP			2	2	2	
14	*303RC06120	3RC06120	PLATE SENSOR RETARD			1	1	1	
15	*302ND06020	2ND06020	HOLDER PICKUP			2	2	2	
16	*302K906080	2K906080	PIN PICK UP IDLE			2	2	2	
17	*302ND06060	2ND06060	GEAR Z32 FEED			2	2	2	
18	*302N406070	2N406070	SHAFT PICKUP PRIMARY			2	2	2	
19	*302ND06050	2ND06050	GEAR Z24 PICKUP			2	2	2	
20	*302ND94340	2ND94340	PARTS PULLEY PICKUP SP		4:Part No.-chg.	2	2	2	
21	*302K924820	2K924820	CUT-WASHER 4			10	10	10	
22	*303RC06110	3RC06110	SHAFT PRIMARY FEED			2	2	2	
23	*2BC06520	2BC06520	BUSHING 6,REGISTRATION			4	4	4	
24	*302ND06040	2ND06040	GEAR Z30 FEED OW			2	2	2	
25	*302N406120	2N406120	ONEWAY-CLUTCH 6			2	2	2	
26	*302N406030	2N406030	PULLEY FEED			2	2	2	
27	*302ND06090	2ND06090	LEVER PICKUP RELEASE			2	2	2	
28	*302ND06100	2ND06100	SPRING PICKUP RELEASE			2	2	2	
29	*302ND06130	2ND06130	HOLDER RETARD			2	2	2	
30	*302ND06140	2ND06140	SHAFT RETARD			2	2	2	
31	*302ND94351	2ND94351	PARTS ROLLER RETARD ASSY SP		4:Design-chg.	2	2	2	
32	*302ND06180	2ND06180	LEVER RETARD RELEASE			2	2	2	
33	*302ND06190	2ND06190	SPRING RETARD RELEASE			2	2	2	
34					4:Del				
35					4:Del				
36	*303RC06031	3RC06031	FRAME FEED LOWER		4:Design-chg.	1	1	1	
37	*302ND06160	2ND06160	LEVER RETARD			2	2	2	
38	*302ND06170	2ND06170	PLATE RETARD ADJUST			2	2	2	
39	*302ND06150	2ND06150	SPRING RETARD			2	2	2	
40	*303RC06230	3RC06230	SHEET FEED		4:Part No.-chg.	2	2	2	
41	*303RC06131	3RC06131	FRAME FEED LOWER B			1	1	1	
42	*303RC06020	3RC06020	FRAME FEED LEFT			1	1	1	
43	*303RC06210	3RC06210	SPONGE PICKUP A			2	2	2	
44	*303RC06190	3RC06190	STRAP LINK BRIDGE			1	1	1	
45	*302LF12410	2LF12410	STOPPER 3			1	1	1	

• Parts with a Ref.No. of 500 and above in the illustration indicate they are not selected for service parts.

• イラスト中で 500 番の Ref 番号が付いている部品はサービスパーツに選定されていません。

FIG. 5 Paper Feed Section 2-1

3RC-4

Ref. No. 番号	Part.No. 部品番号	Alternative. 代替部品番号	Description 部品名称	Notes 備考	Revision 改訂	Quantity 個数			
						100(日本)	120	230	240
A02	*302ND94701	2ND94701	PARTS PULLEY SET SP		4:Add	2	2	2	
46	**302ND94340	2ND94340	PARTS PULLEY PICKUP SP		4:Others	2	2	2	
47	**302N406030	2N406030	PULLEY FEED		4:Others	2	2	2	
48	**302ND94351	2ND94351	PARTS ROLLER RETARD ASSY SP		4:Others	2	2	2	
101	5MBP2014WXSP	E0020140	SPRING PIN / M2 X 14 S-BLK						
102	7BB200308H	BB105660	+BIND T.T P SCREW 3X8						

• Parts with a Ref.No. of 500 and above in the illustration indicate they are not selected for service parts.

・イラスト中で 500 番台の Ref 番号が付いている部品はサービスパーツに選定されていません。

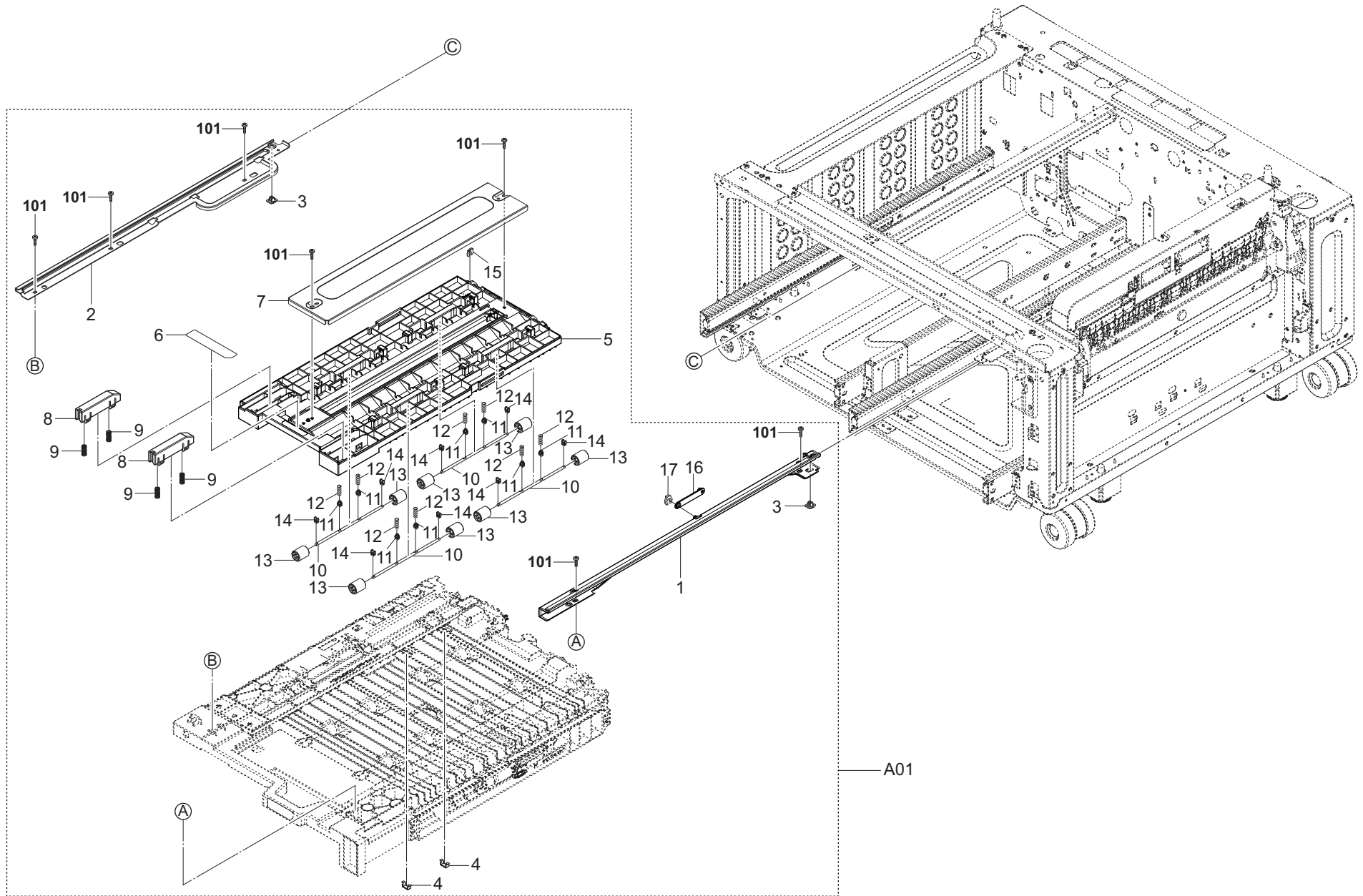


FIG. 5 Paper Feed Section 2-2

3RC-3

Ref. No. 番号	Part.No. 部品番号	Alternative. 代替部品番号	Description 部品名称	Notes 備考	Revision 改訂	Quantity 個数			
						100(日本)	120	230	240
A01	303RC94021	3RC94021	PARTS BRIDGE ASSY SP		3:Design-chg.	1	1	1	
1	*303RC06070	3RC06070	RAIL BRIDGE RIGHT			1	1	1	
2	*303RC06080	3RC06080	RAIL BRIDGE LEFT			1	1	1	
3	*302KW17520	2KW17520	SLIDER ISU			2	2	2	
4	*302K931080	2K931080	WIRE STOPPER			2	2	2	
5	*303RC06060	3RC06060	FRAME BRIDGE UPPER			1	1	1	
6	*303RC34070	3RC34070	LABEL DECK B2			1	1	1	
7	*303NF06310	3NF06310	STAY GUIDE UPPER			1	1	1	
8	*303NF06180	3NF06180	LEVER HF UPPER			2	2	2	
9	*302F708310	2F708310	SPRING LOCK MPF			4	4	4	
10	*303RC06100	3RC06100	SHAFT BRIDGE UPPER			4	4	4	
11	*302ND24290	2ND24290	CAP SPRING			8	8	8	
12	*303RC06160	3RC06160	SPRING PULLEY			8	8	8	
13	*302F929260	2F929260	PULLEY DU LOW			8	8	8	
14	*302ND29630	2ND29630	CAP HOLDER SHAFT			8	8	8	
15	*5MVX111DN003	2A806250	RING STOPPER /A-49 FEED A4			5	5	5	
16	*303RC06190	3RC06190	STRAP LINK BRIDGE			1	1	1	
17	*302LF12410	2LF12410	STOPPER 3			1	1	1	
101	7BB200308H	BB105660	+BIND T.T P SCREW 3X8						

• Parts with a Ref.No. of 500 and above in the illustration indicate they are not selected for service parts.

・イラスト中で 500 番台の Ref 番号が付いている部品はサービスパーツに選定されていません。

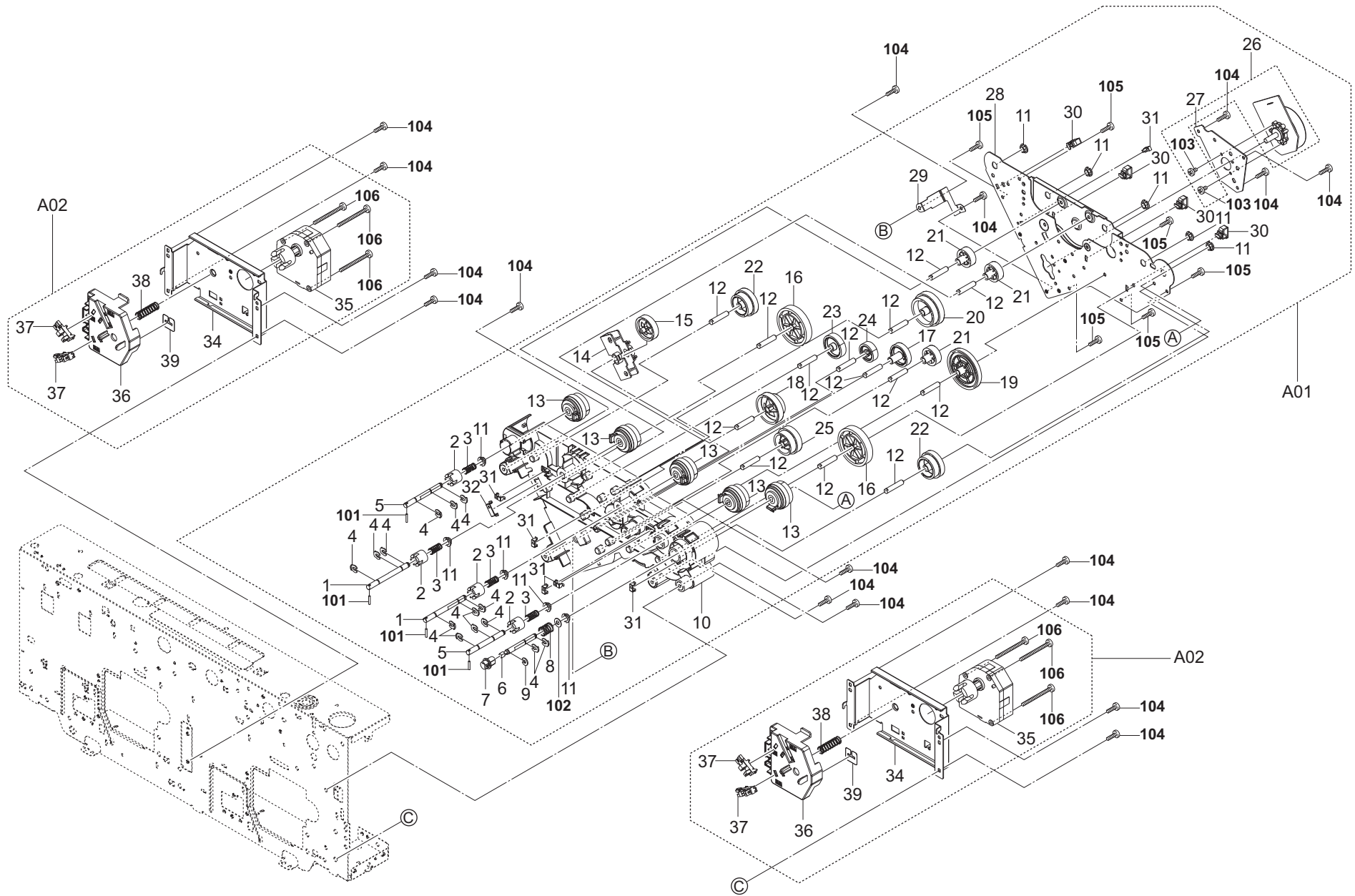


FIG. 6 Drive Section

3RC-2

Ref. No. 番号	Part.No. 部品番号	Alternative. 代替部品番号	Description 部 品 名 称	Notes 備 考	Revision 改 訂	Quantity 個数			
						100(日本)	120	230	240
A01	303RC94030	3RC94030	PARTS DRIVE UNIT ASSY SP			1	1	1	
1	*303RC31050	3RC31050	SHAFT CLUTCH BRIDGE			2	2	2	
2	*303NF31180	3NF31180	COUPLING DRIVE			4	4	4	
3	*303NF31170	3NF31170	SPRING DRIVE			4	4	4	
4	*5MVX111DN003	2A806250	RING STOPPER /A-49 FEED A4			14	14	14	
5	*303RC31060	3RC31060	SHAFT CLUTCH PICKUP			2	2	2	
6	*303RC31040	3RC31040	SHAFT CLUTCH FEED			1	1	1	
7	*302HN31660	2HN31660	JOINT SHAFT CASSETTE			1	1	1	
8	*302HN31410	2HN31410	SPRING FEED			1	1	1	
9	*302FB09830	2FB09830	CUT WASHER 4			1	1	1	
10	*303RC31010	3RC31010	HOUSING MAIN DRIVE			1	1	1	
11	*302LV31480	2LV31480	BUSH DRIVE POM			10	10	10	
12	*303NJ31120	3NJ31120	PIN FEED DRIVE			14	14	14	
13	*302RH44010	2RH44010	CLUTCH 35 Z35R			5	5	5	
14	*303NJ31031	3NJ31031	BRACKET GEAR CHANGE			1	1	1	
15	*303NJ31060	3NJ31060	GEAR Z60R			1	1	1	
16	*302FZ31390	2FZ31390	GEAR Z60L			2	2	2	
17	*303NF31150	3NF31150	GEAR Z34L			1	1	1	
18	*303NJ31080	3NJ31080	GEAR Z75L-Z32L			1	1	1	
19	*302KV31120	2KV31120	GEAR Z63R			1	1	1	
20	*303RC31030	3RC31030	GEAR Z45R Z51R			1	1	1	
21	*302JZ31170	2JZ31170	GEAR Z27L MAIN			3	3	3	
22	*303NJ31140	3NJ31140	GEAR Z40R-Z34L			2	2	2	
23	*303NF31160	3NF31160	GEAR Z36R			1	1	1	
24	*303NJ31130	3NJ31130	GEAR Z28R			1	1	1	
25	*303NJ31070	3NJ31070	GEAR Z56L-Z40R			1	1	1	
26	*302LC94292	2LC94292	PARTS MOTOR-BL W10 SP			1	1	1	
27	*303RC31080	3RC31080	PLATE MOUNT MOTOR			1	1	1	
28	*303RC31020	3RC31020	PLATE DRIVE			1	1	1	
29	*303RC31070	3RC31070	SPRING-PLATE GROUND DRIVE			1	1	1	
30	*7YZM610010++H01	YZ042990	ACCESS.SADDLE			4	4	4	
31	*302K931080	2K931080	WIRE STOPPER			6	6	6	
32	*302LC25780	2LC25780	WIRE STOPPER			1	1	1	
33	*303RC46040	3RC46040	WIRE DRIVE UNIT			1	1	1	
A02	303RC94040	3RC94040	PARTS LIFT MOTOR ASSY SP			2	2	2	
34	*303RC10100	3RC10100	MOUNT LIFT MOTOR			2	2	2	
35	*303NF94091	3NF94091	PARTS MOTOR LIFT DECK SP			2	2	2	
36	*303NF10330	3NF10330	HOLDER DECK SENSOR			2	2	2	
37	*303M894260	3M894260	PARTS SENSOR OPT SP		2:Part No-chg.	4	4	4	
38	*2C902080	2C902080	SPRING DEV PUSH			2	2	2	
39	*303RC10250	3RC10250	SHEET LOCK			2	2	2	
40	*303RC46010	3RC46010	WIRE PAPER SENSOR			2	2	2	
101	5MBP2012WXSP	E0020120	SPRING PIN / M2 X 12 S-BLK						
102	5MBWN62D05NB	CP000210	POLY WASHER /M6.2X13X0.5T PA-BLK						
103	7BB000304H	BB105720	+BIND M SCREW 3X4						
104	7BB700308H	BB105600	+BIND T.T S SCREW 3X8 SR						
105	7BB200308H	BB105660	+BIND T.T P SCREW 3X8						
106	7BB700330H	BB106840	+BIND T.T S SCREW 3X30 SR						

• Parts with a Ref.No. of 500 and above in the illustration indicate they are not selected for service parts.

• イラスト中で 500 番の Ref 番号が付いている部品はサービスパーツに選定されていません。

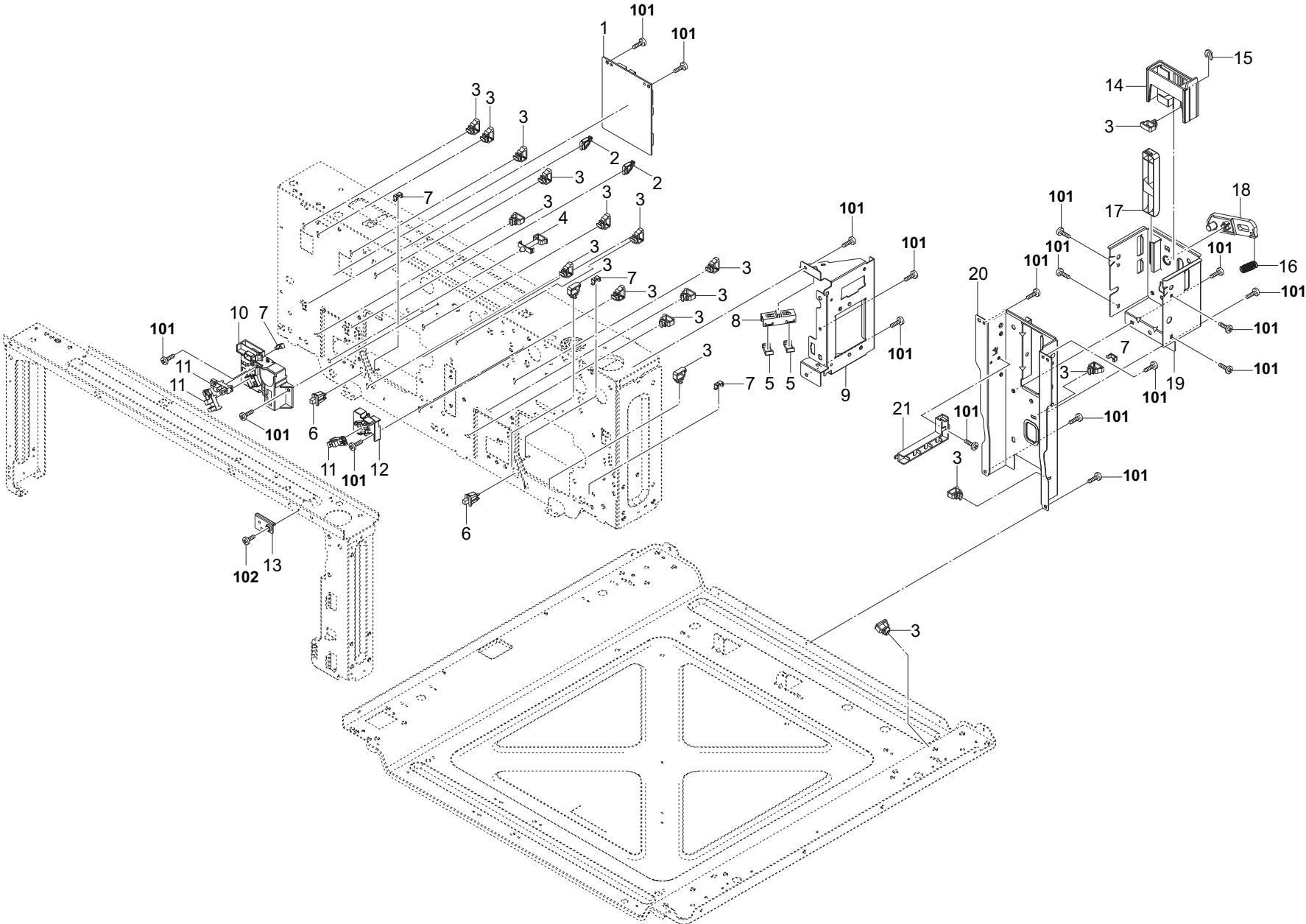


FIG. 7 Electrical Components

3RC-2

Ref. No. 番号	Part.No. 部品番号	Alternative. 代替部品番号	Description 部品名称	Notes 備考	Revision 改訂	Quantity 個数			
						100(日本)	120	230	240
1	303RC94060	3RC94060	PARTS PWB PF MAIN ASSY SP			1	1	1	
2	302K939230	2K939230	HOLDER PWB			2	2	2	
3	7YZM610010++H01	YZ042990	ACCESS.SADDLE			18	18	18	
4	7YZM610022++H01	YZ114490	ACCESS.SADDLE			1	1	1	
5	303LL02330	3LL02330	HOLDER WIRE D			2	2	2	
6	7SP01000004+H01	SP136500	SW.PUSH			2	2	2	
7	302K931080	2K931080	WIRE STOPPER			5	5	5	
8	302LF39050	2LF39050	GUIDE WIRE FRONT PWB			1	1	1	
9	303RB02170	3RB02170	BRACKET OUTLET			1	1	1	
10	303RC10130	3RC10130	HOLDER DECK SENSOR LEFT			1	1	1	
11	302P794010	2P794010	PARTS SENSOR OPT. SP			3	3	3	
12	303RC10120	3RC10120	HOLDER DECK SENSOR MIDDLE			1	1	1	
13	303RC02210	3RC02210	PLATE BRIDGE STOPPER			1	1	1	
14	303RB02210	3RB02210	HOLDER DRAWER			1	1	1	
15	2BC06910	2BC06910	STOPPER 6			1	1	1	
16	303NN02220	3NN02220	SPRING MACHINE			1	1	1	
17	303PS02220	3PS02220	ARM MACHINE			1	1	1	
18	303PS02230	3PS02230	ARM DRAWER			1	1	1	
19	303RB02260	3RB02260	PLATE DRAWER B			1	1	1	
20	303RB02270	3RB02270	MOUNT PLATE DRAWER			1	1	1	
21	303LT02030	3LT02030	GUIDE WIRE B			1	1	1	
22					2:Del				
101	7BB700308H	BB105600	+BIND T.T S SCREW 3X8 SR						
102	7BB600306H	BB105730	+BIND M SCREW 3X6 R						

• Parts with a Ref.No. of 500 and above in the illustration indicate they are not selected for service parts.

・イラスト中で 500 番台の Ref 番号が付いている部品はサービスパーツに選定されていません。

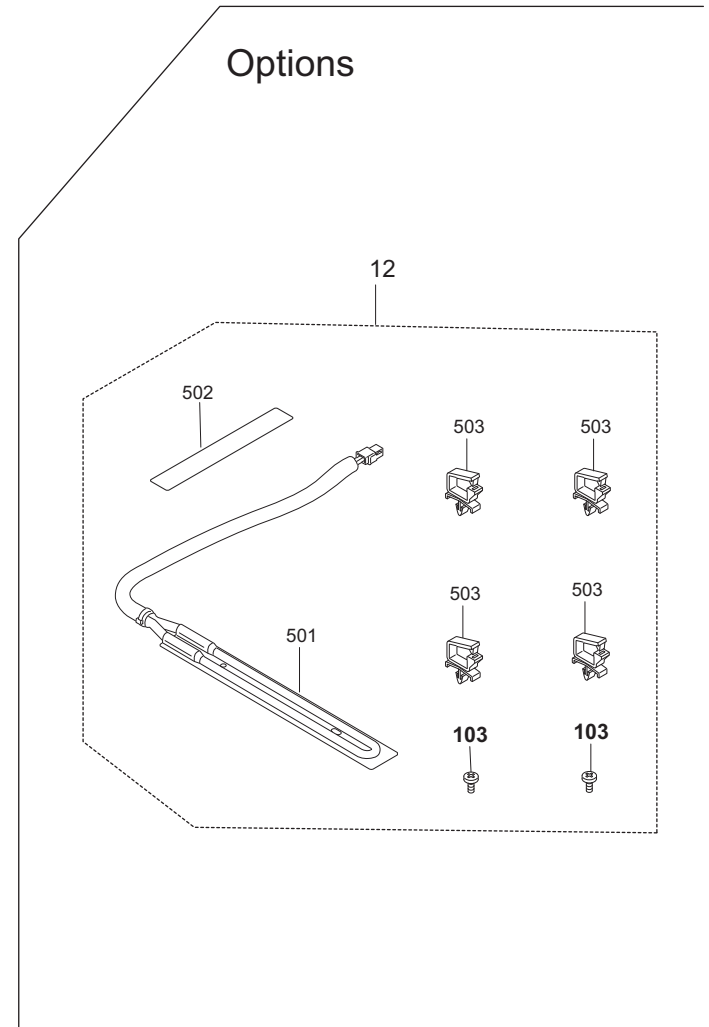
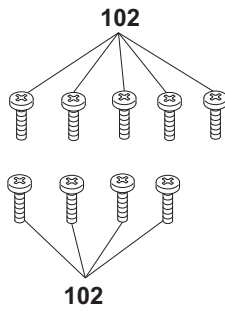
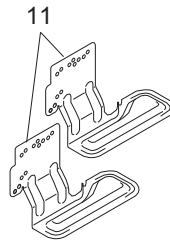
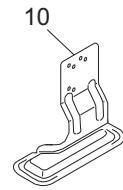
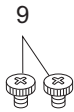
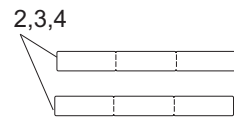
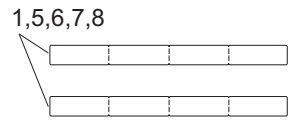


FIG. 9 Accessories & Options

3RC-4

Ref. No. 番号	Part.No. 部品番号	Alternative. 代替部品番号	Description 部品名称	Notes 備考	Revision 改訂	Quantity 個数			
						100(日本)	120	230	240
1	302ND34130	2ND34130	SHEET PAPER SIZE M B			2		2	
2	302ND34170	2ND34170	SHEET PAPER SIZE M JP			2			
3	303RC34020	3RC34020	SHEET PAPER SIZE I C		4:Quantity-chg.		2	2	
4	302ND34180	2ND34180	SHEET PAPER MEDIA EN				2	2	
5	302ND34370	2ND34370	SHEET PAPER MEDIA GER ITA					2	
6	302ND34380	2ND34380	SHEET PAPER MEDIA FRA SPA				2	2	
7	302ND34390	2ND34390	SHEET PAPER MEDIA PTB				2	2	
8	302ND34400	2ND34400	SHEET PAPER MEDIA DUT RUS					2	
9	303H321080	3H321080	RETAINING PIN TRAY			2	2	2	
10	303RB02250	3RB02250	PLATE SUPPORT MACHINE R			1	1	1	
11	303RB02290	3RB02290	PLATE SUPPORT MACHINE L			2	2	2	
12	303RB94040	3RB94040	PARTS HEATER 100 ASSY			1			
12	303RB94050	3RB94050	PARTS HEATER 120 ASSY				1		
12	303RB94060	3RB94060	PARTS HEATER 240 ASSY						1
101	7BB782308H	BB111300	+TP-FLAT T.T S SCREW 3X8 SR(BLACK)						
102	7BB780420H	BB116060	+BIND T.T S SCREW 4X20 SR(BLACK)						
103	7BB700308H	BB105600	+BIND T.T S SCREW 3X8 SR						

• Parts with a Ref.No. of 500 and above in the illustration indicate they are not selected for service parts.

・イラスト中で 500 番台の Ref 番号が付いている部品はサービスパーツに選定されていません。

Part.No. 部品番号	Alternative. 代替部品番号	Description 部品名称	Fig.No.
2BC06510	2BC06510	BUSHING 8	3
2BC06520	2BC06520	BUSHING 6,REGISTRATION	5
2BC06910	2BC06910	STOPPER 6	7
2BC06980	2BC06980	STOPPER 5	3
2BC07020	2BC07020	FRONT PULLEY,LIFT DRIVE	3
2BC07110	2BC07110	GEAR 20	3
2C902080	2C902080	SPRING DEV PUSH	6
302F702050	2F702050	SPACER CONTACT BIAS	1
302F708310	2F708310	SPRING LOCK MPF	5
302F909210	2F909210	PAD BOTTOM	3
302F929260	2F929260	PULLEY DU LOW	5
302FB09830	2FB09830	CUT WASHER 4	4,6
302FG07020	2FG07020	PULLEY,CASSETTE RAIL	2
302FZ07310	2FZ07310	BUSH CONTACT MPT B	5
302FZ07540	2FZ07540	HOLDER SHAFT OUT	4
302FZ20021	2FZ20021	SPRING LID	1
302FZ31390	2FZ31390	GEAR Z60L	6
302G404160	2G404160	DAMPER	3
302H702590	2H702590	BUSH SCREW	5
302H703140	2H703140	SPRING PIPE LOW	2
302HN31410	2HN31410	SPRING FEED	6
302HN31590	2HN31590	BUSH DRIVE	4
302HN31660	2HN31660	JOINT SHAFT CASSETTE	6
302HS09170	2HS09170	CAP BOTTOM	2
302JZ31170	2JZ31170	GEAR Z27L MAIN	6
302K329270	2K329270	BUSH DU	4
302K906080	2K906080	PIN PICK UP IDLE	5
302K924820	2K924820	CUT-WASHER 4	5
302K931080	2K931080	WIRE STOPPER	4,5,6,7
302K939230	2K939230	HOLDER PWB	7
302KV31120	2KV31120	GEAR Z63R	6
302KW17520	2KW17520	SLIDER ISU	2,5
302LC25780	2LC25780	WIRE STOPPER	6
302LC94292	2LC94292	PARTS MOTOR-BL W10 SP	6
302LF12410	2LF12410	STOPPER 3	5
302LF39050	2LF39050	GUIDE WIRE FRONT PWB	7
302LV25420	2LV25420	PIN FUSER	2
302LV31480	2LV31480	BUSH DRIVE POM	6
302N406030	2N406030	PULLEY FEED	5
302N406070	2N406070	SHAFT PICKUP PRIMARY	5
302N406120	2N406120	ONEWAY-CLUTCH 6	5
302ND06020	2ND06020	HOLDER PICKUP	5
302ND06040	2ND06040	GEAR Z30 FEED OW	5
302ND06050	2ND06050	GEAR Z24 PICKUP	5
302ND06060	2ND06060	GEAR Z32 FEED	5
302ND06070	2ND06070	ACTUATOR PAPER EMPTY	5
302ND06080	2ND06080	SPRING PICKUP	5
302ND06090	2ND06090	LEVER PICKUP RELEASE	5
302ND06100	2ND06100	SPRING PICKUP RELEASE	5
302ND06130	2ND06130	HOLDER RETARD	5
302ND06140	2ND06140	SHAFT RETARD	5

Part.No. 部品番号	Alternative. 代替部品番号	Description 部品名称	Fig.No.
302ND06150	2ND06150	SPRING RETARD	5
302ND06160	2ND06160	LEVER RETARD	5
302ND06170	2ND06170	PLATE RETARD ADJUST	5
302ND06180	2ND06180	LEVER RETARD RELEASE	5
302ND06190	2ND06190	SPRING RETARD RELEASE	5
302ND06570	2ND06570	ACTUATOR FEED LOW	4
302ND06720	2ND06720	SPRING ACTUATOR PI	4
302ND24290	2ND24290	CAP SPRING	1,5
302ND29260	2ND29260	PULLEY FEED 16	1
302ND29280	2ND29280	SHAFT FEED	1
302ND29300	2ND29300	SPRING-COMPRESSION PULLEY FEED	1
302ND29630	2ND29630	CAP HOLDER SHAFT	1,5
302ND34130	2ND34130	SHEET PAPER SIZE M B	9
302ND34170	2ND34170	SHEET PAPER SIZE M JP	9
302ND34180	2ND34180	SHEET PAPER MEDIA EN	9
302ND34370	2ND34370	SHEET PAPER MEDIA GER ITA	9
302ND34380	2ND34380	SHEET PAPER MEDIA FRA SPA	9
302ND34390	2ND34390	SHEET PAPER MEDIA PTB	9
302ND34400	2ND34400	SHEET PAPER MEDIA DUT RUS	9
302ND94320	2ND94320	PARTS PWB RETARD SENSOR ASSY SP	4
302ND94340	2ND94340	PARTS PULLEY PICKUP SP	5
302ND94351	2ND94351	PARTS ROLLER RETARD ASSY SP	5
302ND94360	2ND94360	PARTS ROLLER FEED LOW SP	4
302ND94701	2ND94701	PARTS PULLEY SET SP	5
302P794010	2P794010	PARTS SENSOR OPT. SP	4,7
302RH44010	2RH44010	CLUTCH 35 Z35R	6
303H321080	3H321080	RETAINING PIN TRAY	9
303LL02330	3LL02330	HOLDER WIRE D	7
303LM02132	3LM02132	BOLT STOPPER	2
303LM02170	3LM02170	RUBBER BOLT	2
303LM02230	3LM02230	SHEET BOLT RUBBER	2
303LT02030	3LT02030	GUIDE WIRE B	7
303M894260	3M894260	PARTS SENSOR OPT SP	6
303NF02270	3NF02270	LEVER DECK HOOK	2
303NF02280	3NF02280	SHAFT HOOK FULCRUM	2
303NF02290	3NF02290	SHAFT HOOK PULLEY	2
303NF02301	3NF02301	HOLDER DECK HOOK	2
303NF02310	3NF02310	SPRING DECK HOOK	2
303NF06180	3NF06180	LEVER HF UPPER	5
303NF06310	3NF06310	STAY GUIDE UPPER	5
303NF06340	3NF06340	CUSHION ACTUATOR	5
303NF10300	3NF10300	PULLEY LIFT WIRE	3
303NF10320	3NF10320	HOLDER PULLEY	3
303NF10330	3NF10330	HOLDER DECK SENSOR	6
303NF10550	3NF10550	GEAR DAMPER 100	3
303NF10570	3NF10570	SPRING LIFT STOPPER	3
303NF31150	3NF31150	GEAR Z34L	6
303NF31160	3NF31160	GEAR Z36R	6
303NF31170	3NF31170	SPRING DRIVE	6
303NF31180	3NF31180	COUPLING DRIVE	6
303NF94091	3NF94091	PARTS MOTOR LIFT DECK SP	6

Part.No. 部品番号	Alternative. 代替部品番号	Description 部品名称	Fig.No.
303NJ31031	3NJ31031	BRACKET GEAR CHANGE	6
303NJ31060	3NJ31060	GEAR Z60R	6
303NJ31070	3NJ31070	GEAR Z56L-Z40R	6
303NJ31080	3NJ31080	GEAR Z75L-Z32L	6
303NJ31120	3NJ31120	PIN FEED DRIVE	6
303NJ31130	3NJ31130	GEAR Z28R	6
303NJ31140	3NJ31140	GEAR Z40R-Z34L	6
303NN02220	3NN02220	SPRING MACHINE	7
303PS02220	3PS02220	ARM MACHINE	7
303PS02230	3PS02230	ARM DRAWER	7
303PT10180	3PT10180	STOPPER PULLEY	3
303PT10210	3PT10210	SPACER DECK LIFT	3
303PZ06060	3PZ06060	STRAP CONVEYING	1
303RB02010	3RB02010	CASTER 58	2
303RB02120	3RB02120	GUIDE ROLLER VERTICAL	4
303RB02150	3RB02150	GEAR Z24R	4
303RB02170	3RB02170	BRACKET OUTLET	7
303RB02180	3RB02180	SLIDER PF LOCK	2
303RB02190	3RB02190	MOUNT WIRE	4
303RB02210	3RB02210	HOLDER DRAWER	7
303RB02220	3RB02220	PLATE FEED DRIVE	4
303RB02230	3RB02230	SPRING EARTH FEED DRIVE	4
303RB02240	3RB02240	BUSH 6 EW S	4
303RB02250	3RB02250	PLATE SUPPORT MACHINE R	9
303RB02260	3RB02260	PLATE DRAWER B	7
303RB02270	3RB02270	MOUNT PLATE DRAWER	7
303RB02280	3RB02280	MOUNT FOOT	2
303RB02290	3RB02290	PLATE SUPPORT MACHINE L	9
303RB02301	3RB02301	RETAINER PF LOCK	2
303RB04010	3RB04010	COVER LEFT	1
303RB04020	3RB04020	COVER RIGHT FRONT	1
303RB04030	3RB04030	COVER REAR	1
303RB04040	3RB04040	COVER FEED RIGHT	1
303RB04080	3RB04080	COVER FRONT RIGHT	1
303RB04090	3RB04090	COVER RIGHT REAR	1
303RB04100	3RB04100	COVER INTERFACE	1
303RB04110	3RB04110	COVER HANDLE HOOK	1
303RB04120	3RB04120	COVER LID REAR	1
303RB06020	3RB06020	HOOK COVER RIGHT PF	1
303RB09010	3RB09010	COVER CASSETTE LABEL 3	1
303RB46010	3RB46010	WIRE DRAWER MFP	8
303RB46060	3RB46060	WIRE PF INTERFACE	8
303RB46080	3RB46080	WIRE VERTICAL UNIT	4,8
303RB94040	3RB94040	PARTS HEATER 100 ASSY	9
303RB94050	3RB94050	PARTS HEATER 120 ASSY	9
303RB94060	3RB94060	PARTS HEATER 240 ASSY	9
303RC02050	3RC02050	GUIDE PRIMARY FEED	4
303RC02090	3RC02090	FULCRUM-PLATE CONVEYING REAR	1
303RC02100	3RC02100	RAIL FRAME RIGHT	2
303RC02110	3RC02110	RAIL FRAME LEFT	2
303RC02150	3RC02150	FULCRUM-PLATE CONVEYING FRONT	4

Part.No. 部品番号	Alternative. 代替部品番号	Description 部品名称	Fig.No.
303RC02160	3RC02160	HOLDER BRIDGE HOOK	2
303RC02170	3RC02170	GUIDE PRIMARY FEED B	4
303RC02190	3RC02190	FILM BRIDGE RAIL	2
303RC02210	3RC02210	PLATE BRIDGE STOPPER	7
303RC02220	3RC02220	FILM FEED LOW	4
303RC02230	3RC02230	PIN BRIDGE HOOK	2
303RC02240	3RC02240	SPRING BRIDGE HOOK	2
303RC04010	3RC04010	COVER DECK RIGHT	1
303RC04020	3RC04020	COVER DECK HANDLE RIGHT	1
303RC04030	3RC04030	COVER DECK HANDLE LEFT	1
303RC04040	3RC04040	COVER DECK LEFT	1
303RC04050	3RC04050	COVER DECK UPPER	3
303RC06010	3RC06010	FRAME BRIDGE LOWER	5
303RC06020	3RC06020	FRAME FEED LEFT	5
303RC06031	3RC06031	FRAME FEED LOWER	5
303RC06050	3RC06050	ACTUATOR PI	5
303RC06060	3RC06060	FRAME BRIDGE UPPER	5
303RC06070	3RC06070	RAIL BRIDGE RIGHT	5
303RC06080	3RC06080	RAIL BRIDGE LEFT	5
303RC06100	3RC06100	SHAFT BRIDGE UPPER	5
303RC06110	3RC06110	SHAFT PRIMARY FEED	5
303RC06120	3RC06120	PLATE SENSOR RETARD	5
303RC06131	3RC06131	FRAME FEED LOWER B	5
303RC06140	3RC06140	GUIDE COVER RIGHT	1
303RC06151	3RC06151	SPRING ACTUATOR	5
303RC06160	3RC06160	SPRING PULLEY	5
303RC06171	3RC06171	SPRING GROUND BRIDGE A	5
303RC06180	3RC06180	SPRING GROUND BRIDGE B	5
303RC06190	3RC06190	STRAP LINK BRIDGE	5
303RC06210	3RC06210	SPONGE PICKUP A	5
303RC06230	3RC06230	SHEET FEED	5
303RC09010	3RC09010	COVER CASSETTE LABEL 4R	1
303RC10010	3RC10010	PLATE DECK FRONT	3
303RC10020	3RC10020	PLATE DECK REAR	3
303RC10030	3RC10030	PLATE DECK LOWER	3
303RC10040	3RC10040	PLATE DECK RIGHT	3
303RC10050	3RC10050	PLATE DECK LEFT	3
303RC10060	3RC10060	PLATE DECK BOTTOM	3
303RC10080	3RC10080	CURSOR END	3
303RC10090	3RC10090	MOUNT DECK DAMPER	3
303RC10100	3RC10100	MOUNT LIFT MOTOR	6
303RC10110	3RC10110	CURSOR DECK	3
303RC10120	3RC10120	HOLDER DECK SENSOR MIDDLE	7
303RC10130	3RC10130	HOLDER DECK SENSOR LEFT	7
303RC10140	3RC10140	WIRE LIFT A	3
303RC10150	3RC10150	WIRE LIFT B	3
303RC10160	3RC10160	SHAFT DECK LIFT	3
303RC10170	3RC10170	STOPPER HOOK	3
303RC10180	3RC10180	PLATE CURSOR ADJUSTER	3
303RC10190	3RC10190	MOUNT CURSOR	2
303RC10200	3RC10200	SLIDER DECK	2

PF-7120

Rev.3
July 2017

—— CONTENTS / 目次 ——

FIG. 1	Covers	2
FIG. 2	Frames	4
FIG. 3	Paper Cassettes	6
FIG. 4	Paper Feed Section 1-1	8
FIG. 4	Paper Feed Section 1-2	10
FIG. 5	Drive Section & Electrical Components	12
FIG. 6	Wire Section	14
FIG. 7	Accessories & Options	16
	· INDEX / 索引.....	18

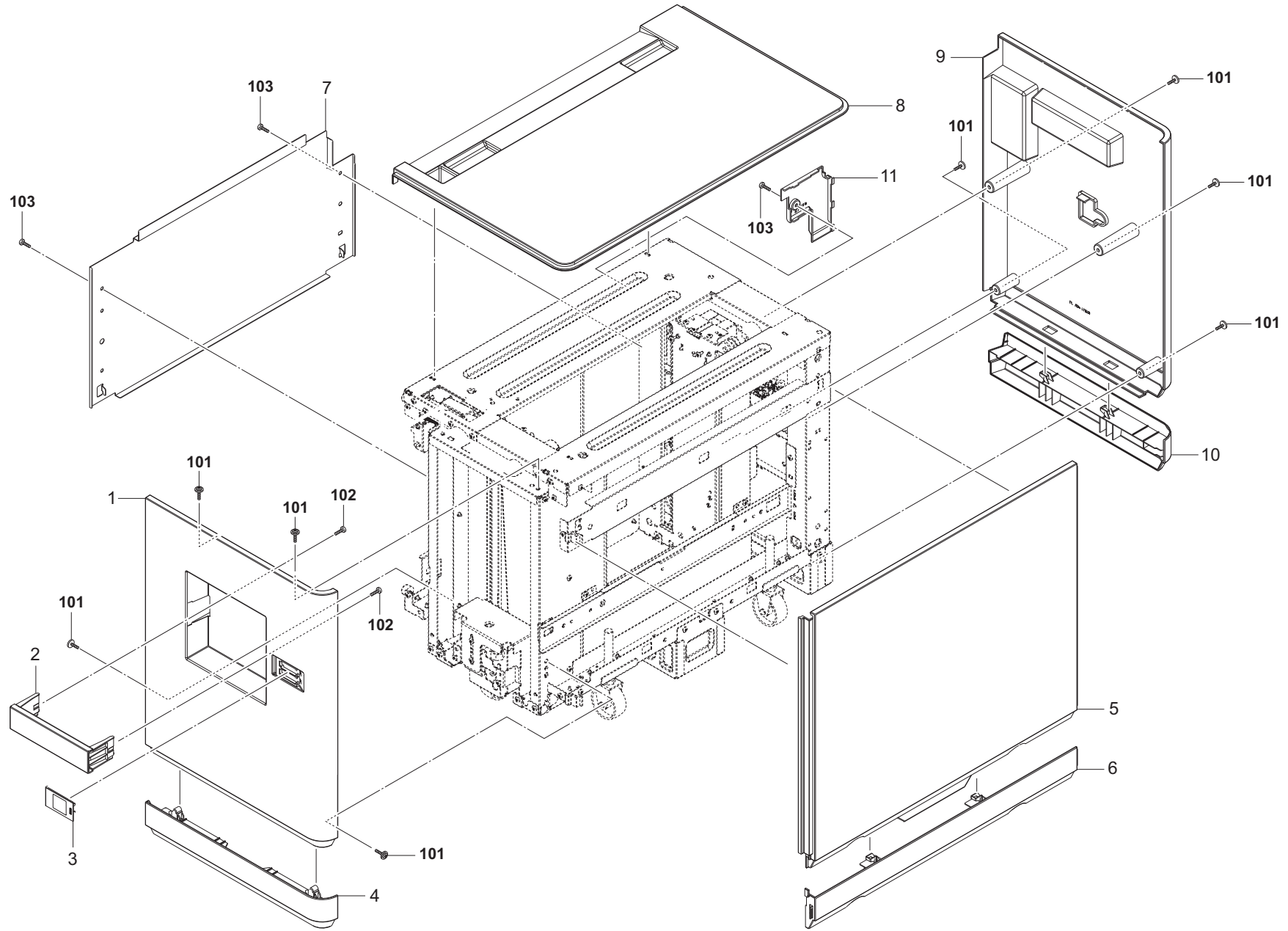


FIG. 1 Covers

3RL

Ref. No. 番号	Part.No. 部品番号	Alternative. 代替部品番号	Description 部 品 名 称	Notes 備 考	Revision 改 訂	Quantity 個数			
						100(日本)	120	230	240
1	303RL04040	3RL04040	COVER FRONT			1	1	1	
2	303RL04050	3RL04050	HANDLE COVER			1	1	1	
3	303RL09010	3RL09010	COVER CASSETTE LABEL 5			1	1	1	
4	303RL04140	3RL04140	COVER FRONT LOW			1	1	1	
5	303RL04020	3RL04020	COVER RIGHT			1	1	1	
6	303RL04120	3RL04120	COVER RIGHT LOW			1	1	1	
7	303RL04080	3RL04080	COVER LEFT			1	1	1	
8	303RL04010	3RL04010	COVER TOP			1	1	1	
9	303RL04030	3RL04030	COVER REAR			1	1	1	
10	303RL04130	3RL04130	COVER REAR LOW			1	1	1	
11	303NG04070	3NG04070	COVER WIRE			1	1	1	
101	7BB782410H	BB111310	+TP-FLAT T.T S SCREW 4X10 SR(BLACK)						
102	7BB202308H	BB105690	+TP-FLAT T.T P SCREW 3X8						
103	7BB700408H	BB105640	+BIND T.T S SCREW 4X8 SR						

• Parts with a Ref.No. of 500 and above in the illustration indicate they are not selected for service parts.

・イラスト中で 500 番台の Ref 番号が付いている部品はサービスパーツに選定されていません。

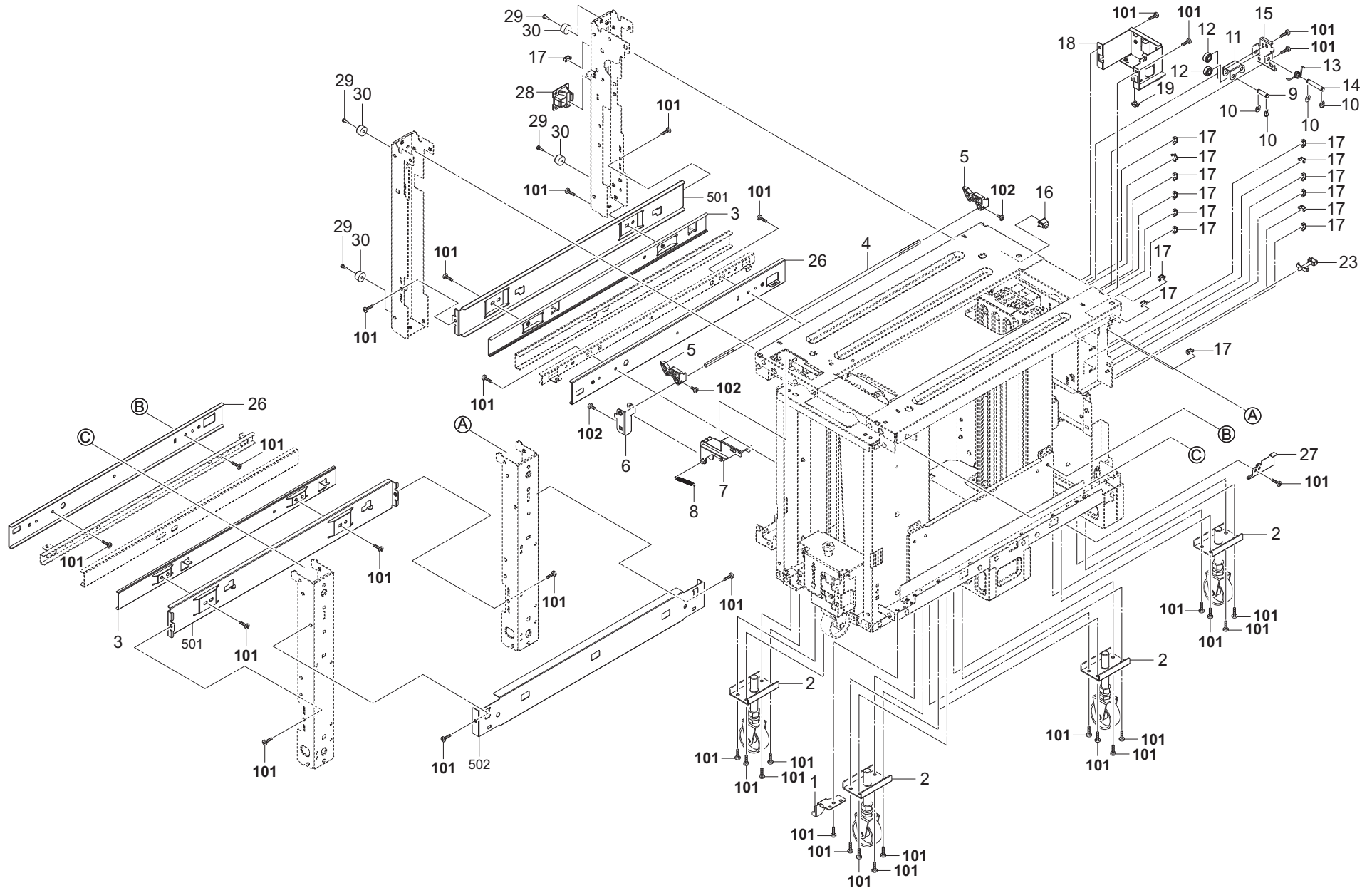


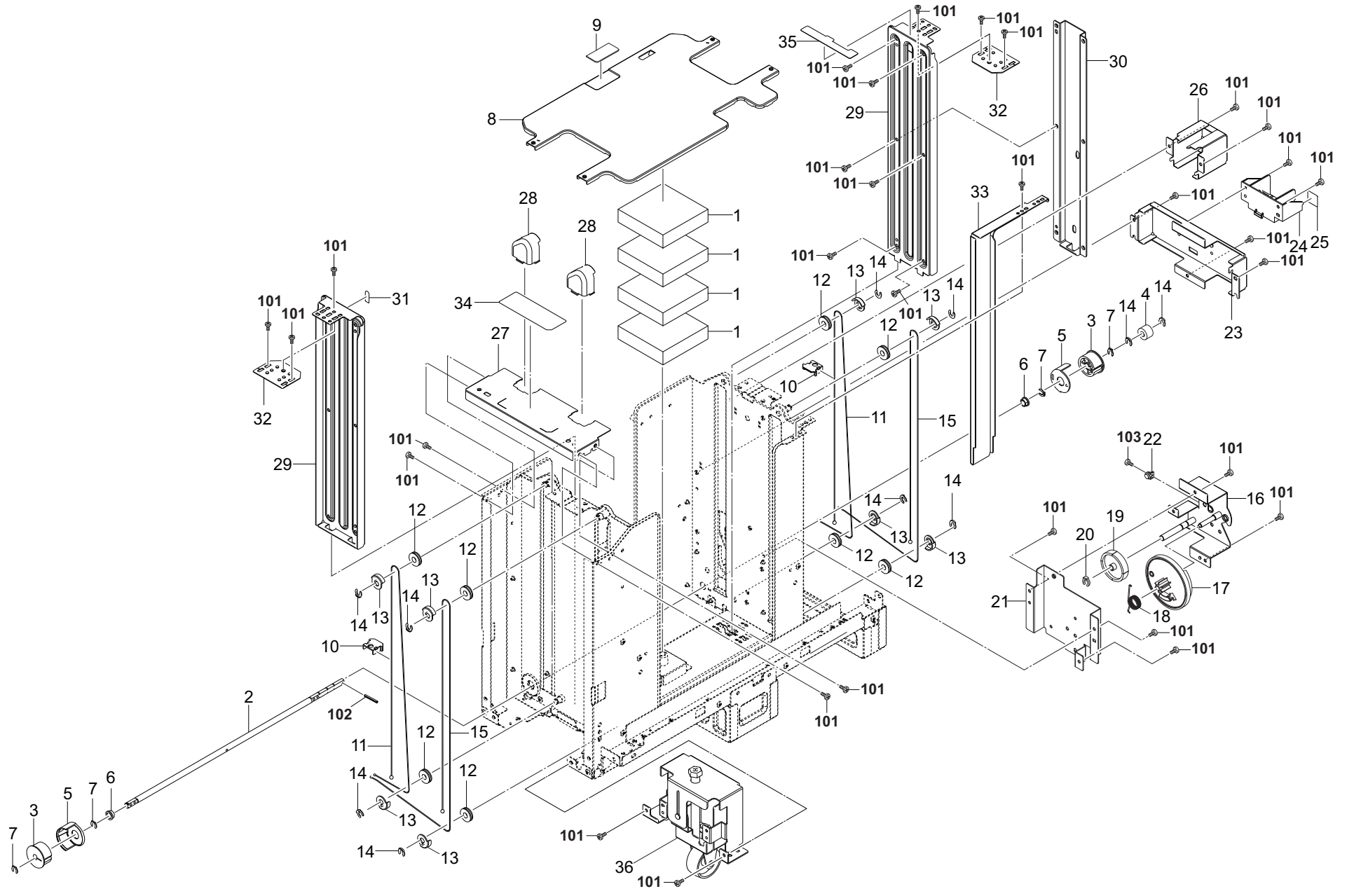
FIG. 2 Frames

3RL

Ref. No. 番号	Part.No. 部品番号	Alternative. 代替部品番号	Description 部 品 名 称	Notes 備 考	Revision 改 訂	Quantity 個数			
						100(日本)	120	230	240
1	303RL10340	3RL10340	STOPPER DECK FRONT			1	1	1	
2	303RL07100	3RL07100	CASTER DECK B			4	4	4	
3	303RL09530	3RL09530	SLIDER CASSETTE			2	2	2	
4	303RL02290	3RL02290	SHAFT ATTACHMENT			1	1	1	
5	303RL02380	3RL02380	HOOK ATTACHMENT			2	2	2	
6	303RL02270	3RL02270	LEVER ATTACHMENT			1	1	1	
7	303NG02280	3NG02280	KNOB ATTACHMENT			1	1	1	
8	302NR08170	2NR08170	SPRING COVER MPF OPEN			1	1	1	
9	303NF02290	3NF02290	SHAFT HOOK PULLEY			1	1	1	
10	5MVX111DN003	2A806250	RING STOPPER /A-49 FEED A4			4	4	4	
11	303NF02270	3NF02270	LEVER DECK HOOK			1	1	1	
12	302FG07020	2FG07020	PULLEY,CASSETTE RAIL			2	2	2	
13	303NF02310	3NF02310	SPRING DECK HOOK			1	1	1	
14	303NF02280	3NF02280	SHAFT HOOK FULCRUM			1	1	1	
15	303NF02301	3NF02301	HOLDER DECK HOOK			1	1	1	
16	7SP01000006+H01	SP121020	SW.PUSH			1	1	1	
17	302K931080	2K931080	WIRE STOPPER			16	16	16	
18	303NG02180	3NG02180	MOUNT INLET			1	1	1	
19	7YZM210006++H01	YZ038000	ACCESS.EDGING			1	1	1	
20	7YZM420003++H01	YZ052580	ACCESS.BAND			1	1	1	
21	7YZM420004++H01	YZ059720	ACCESS.BAND			1	1	1	
22	7YZM130002++H01	YZ152050	ACCESS.BUSHING			1	1	1	
23	7YZM610022++H01	YZ114490	ACCESS.SADDLE			1	1	1	
26	303NG10100	3NG10100	MOUNT SLIDER DECK			2	2	2	
27	303RL10330	3RL10330	STOPPER DECK			1	1	1	
28	303NG02190	3NG02190	GUIDE SWITCH			1	1	1	
29	302HS02540	2HS02540	PIN DRAWER			4	4	4	
30	3CG02030	3CG02030	BASE RUBBER,FRAME			4	4	4	
101	7BB700408H	BB105640	+BIND T.T S SCREW 4X8 SR						
102	7BB000306H	BB106880	+BIND M SCREW 3X6						

• Parts with a Ref.No. of 500 and above in the illustration indicate they are not selected for service parts.

• イラスト中で 500 番台の Ref 番号が付いている部品はサービスパーツに選定されていません。



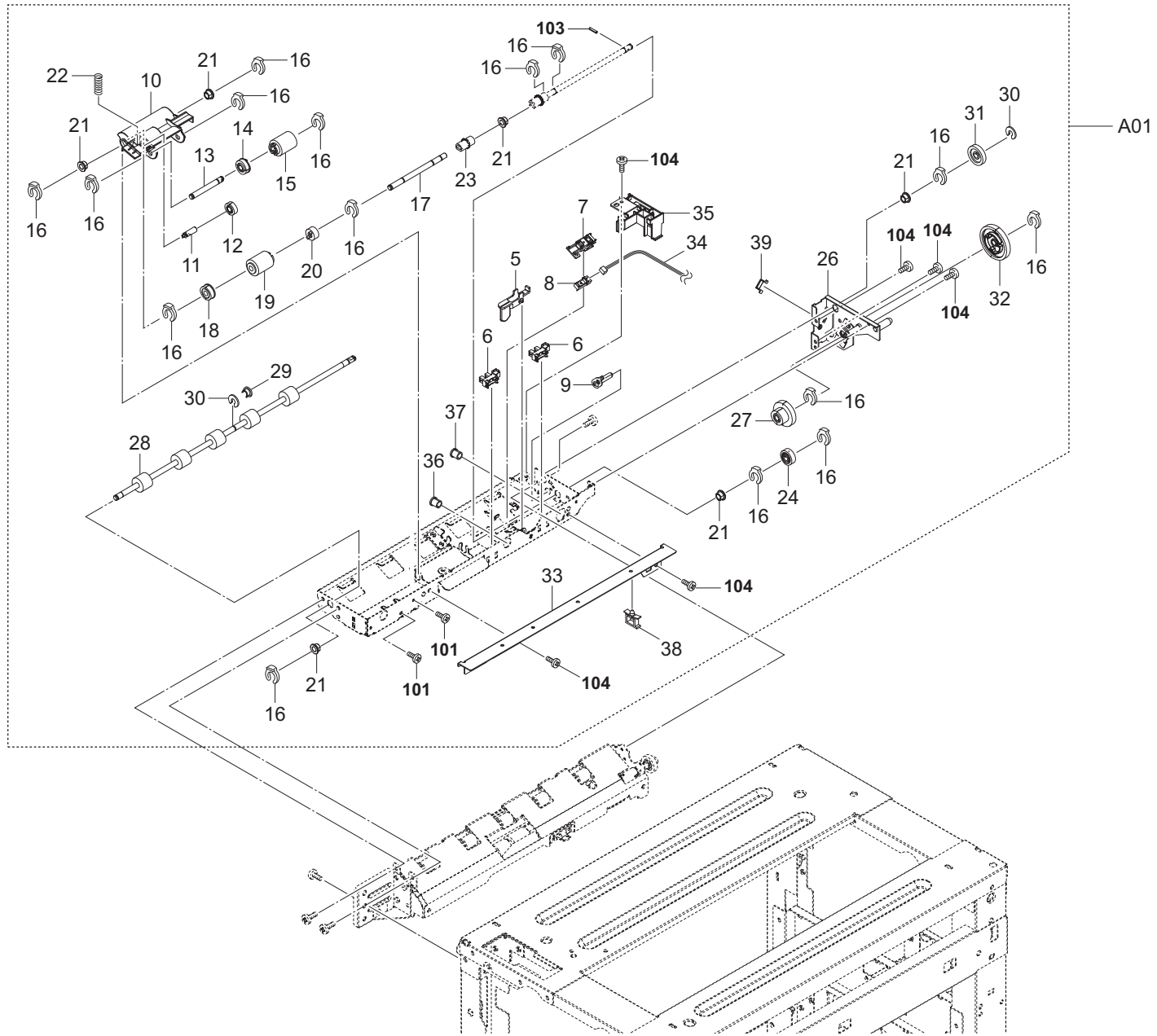


FIG. 4 Paper Feed Section 1-1

3RL-3

Ref. No. 番号	Part.No. 部品番号	Alternative. 代替部品番号	Description 部品名称	Notes 備考	Revision 改訂	Quantity 個数			
						100(日本)	120	230	240
A01	303RL94070	3RL94070	PARTS FEED UNIT SP		3: Part No.-chg.	1	1	1	
1	•				3: Del				
2	•				3: Del				
3	•				3: Del				
4	•				3: Del				
5	*303NG06160	3NG06160	ACTUATOR PAPER EMPTY			1	1	1	
6	*303M894260	3M894260	PARTS SENSOR OPT SP			2	2	2	
7	*303NG06310	3NG06310	HOLDER SENSOR FEED			1	1	1	
8	*302K994580	2K994580	PARTS SENSOR OPT. SP			1	1	1	
9	*303NG06340	3NG06340	PIN PLATE			1	1	1	
10	*303NG06020	3NG06020	HOLDER PICKUP			1	1	1	
11	*303NG06200	3NG06200	PIN PICKUP IDLE			1	1	1	
12	*302F906030	2F906030	GEAR FEED Z26H			1	1	1	
13	*303NG06060	3NG06060	SHAFT PICKUP			1	1	1	
14	*302K906200	2K906200	GEAR Z30R PICKUP			1	1	1	
15	*302K906370	2K906370	PULLEY PICKUP			1	1	1	
16	*5MVX111DN003	2A806250	RING STOPPER /A-49 FEED A4			15	15	15	
17	*303NG06010	3NG06010	SHAFT FEED			1	1	1	
18	*302K906190	2K906190	GEAR Z30R FEED OW			1	1	1	
19	*302K906350	2K906350	PULLEY FEED			1	1	1	
20	*3BC07130	3BC07130	ONE-WAY CLUTCH 6			1	1	1	
21	*302K324450	2K324450	BUSH 6		3: Quantity-chg.	6	6	6	
22	*303NG06380	3NG06380	SPRING PICK UP			1	1	1	
23	*302FB06151	2FB06151	JOINT DRIVE			1	1	1	
24	*302K906240	2K906240	GEAR FEED DRIVE Z20L			1	1	1	
25	•				3: Del				
26	*303NG06090	3NG06090	PLATE FEED DRIVE			1	1	1	
27	*303NG31150	3NG31150	GEAR Z35R 20R			1	1	1	
28	*303NG94060	3NG94060	PARTS ROLLER ASSIST SP			1	1	1	
29	*302FZ07540	2FZ07540	HOLDER SHAFT OUT			1	1	1	
30	*302FB09830	2FB09830	CUT WASHER 4			2	2	2	
31	*302HS31120	2HS31120	GEAR Z27L CLUTCH			1	1	1	
32	*302KV31091	2KV31091	GEAR Z50R			1	1	1	
33	*303NG06180	3NG06180	PLATE FEED WIRE			1	1	1	
34	*303RL46080	3RL46080	CONN.CORD ASSY PRIMARY FEED UNIT		3: Part No.-chg.	1	1	1	
35	*303NG06190	3NG06190	GUIDE FEED WIRE			1	1	1	
36	*7YZM130001++H01	YZ152060	ACCESS.BUSHING		3: Quantity-chg.	1	1	1	
37	*7YZM130002++H01	YZ152050	ACCESS.BUSHING			1	1	1	
38	*7YZM610007++H01	YZ2023340	ACCESS.SADDLE		3: Quantity-chg.	1	1	1	
39	*302K931080	2K931080	WIRE STOPPER			1	1	1	
101	7BB000304H	BB105720	+BIND M SCREW 3X4						
102					3: Del				
103	E5120100	E5120100	PARALLEL PIN H7A 2X10 SUS						
104	7BB700308H	BB105600	+BIND T.T S SCREW 3X8 SR						

• Parts with a Ref.No. of 500 and above in the illustration indicate they are not selected for service parts.

• イラスト中で 500 番台の Ref 番号が付いている部品はサービスパーツに選定されていません。

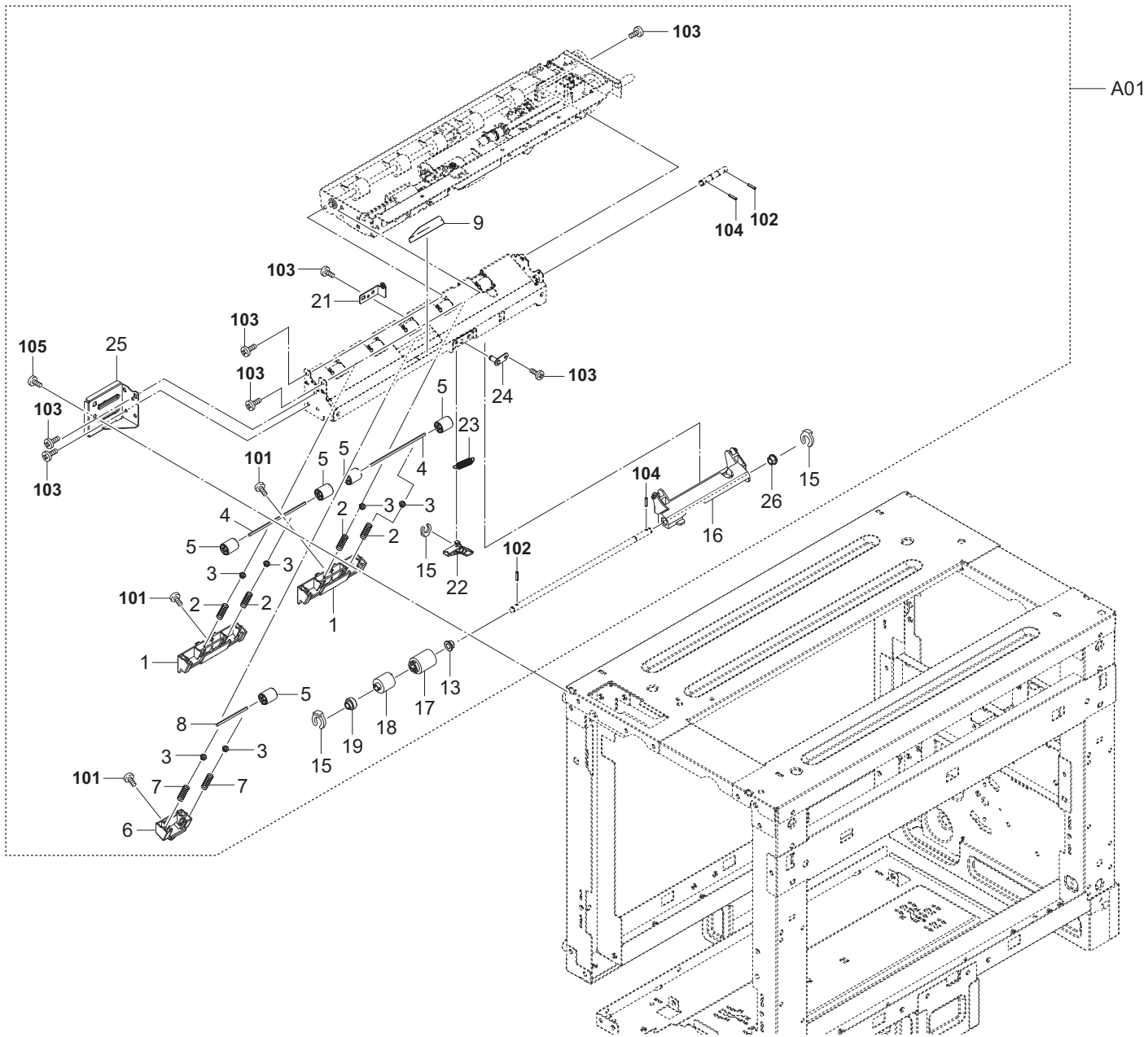


FIG. 4 Paper Feed Section 1-2

3RL-3

Ref. No. 番号	Part.No. 部品番号	Alternative. 代替部品番号	Description 部品名称	Notes 備考	Revision 改訂	Quantity 個数			
						100(日本)	120	230	240
A01	303RL94070	3RL94070	PARTS FEED UNIT SP		3: Part No.-chg.	1	1	1	
1	*303NG06300	3NG06300	HOLDER FEED LOW			2	2	2	
2	*302K906730	2K906730	SPRING ASSIST			4	4	4	
3	*302ND24290	2ND24290	CAP SPRING		3: Part No.-chg.	6	6	6	
4	*302NH06980	2NH06980	SHAFT FEED LOW		3: Part No.-chg.	2	2	2	
5	*302F929260	2F929260	PULLEY DU LOW			5	5	5	
6	*303NG06350	3NG06350	HOLDER PULLEY C			1	1	1	
7	*302F708310	2F708310	SPRING LOCK MPF			2	2	2	
8	*302NH06990	2NH06990	SHAFT ASSIST PULLEY		3: Part No.-chg.	1	1	1	
9	*302K906721	2K906721	SHEET PRIMARY FEED HI			1	1	1	
10	.				3: Del				
11	.				3: Del				
12	.				3: Del				
13	*302K324450	2K324450	BUSH 6		3: Quantity-chg.	1	1	1	
14	.				3: Del				
15	*5MVX111DN003	2A806250	RING STOPPER /A-49 FEED A4			3	3	3	
16	*303RL06020	3RL06020	HOLDER RETARD		3: Part No.-chg.	1	1	1	
17	*302K906360	2K906360	PULLEY RETARD			1	1	1	
18	*302K906750	2K906750	TORQUE-LIMITER 390			1	1	1	
19	*303NG06320	3NG06320	STOPPER RETARD			1	1	1	
20	.				3: Del				
21	*303RL06030	3RL06030	PLATE RETARD HOLDER		3: Part No.-chg.	1	1	1	
22	*303NG06220	3NG06220	LEVER RETARD RELEASE			1	1	1	
23	*302NH06100	2NH06100	SPRING RETARD		3: Part No.-chg.	1	1	1	
24	*302K906330	2K906330	FULCRUM-PIN RETARD			1	1	1	
25	*303NG06230	3NG06230	MOUNT FEED FRONT			1	1	1	
26	*34806040	34806040	LOWER BUSHING,PAPER FEED		3: Add	1	1	1	
101	7BB200308H	BB105660	+BIND T.T P SCREW 3X8						
102	E5120100	E5120100	PARALLEL PIN H7A 2X10 SUS						
103	7BB700308H	BB105600	+BIND T.T S SCREW 3X8 SR						
104	5MBP2012WXSP	E0020120	SPRING PIN / M2 X 12 S-BLK						
105	7BB700408H	BB105640	+BIND T.T S SCREW 4X8 SR						

• Parts with a Ref.No. of 500 and above in the illustration indicate they are not selected for service parts.

• イラスト中で 500 番台の Ref 番号が付いている部品はサービスパーツに選定されていません。

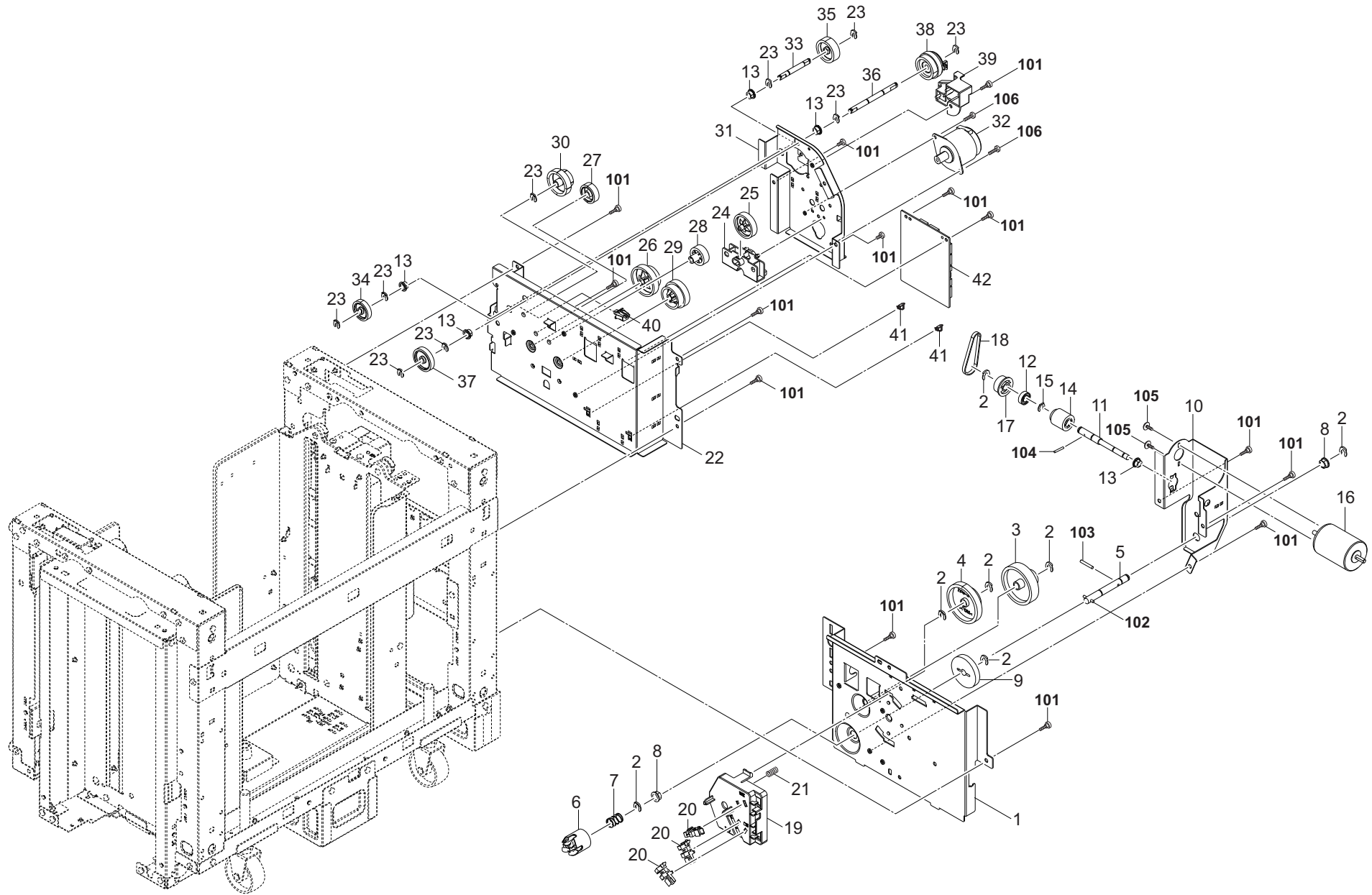


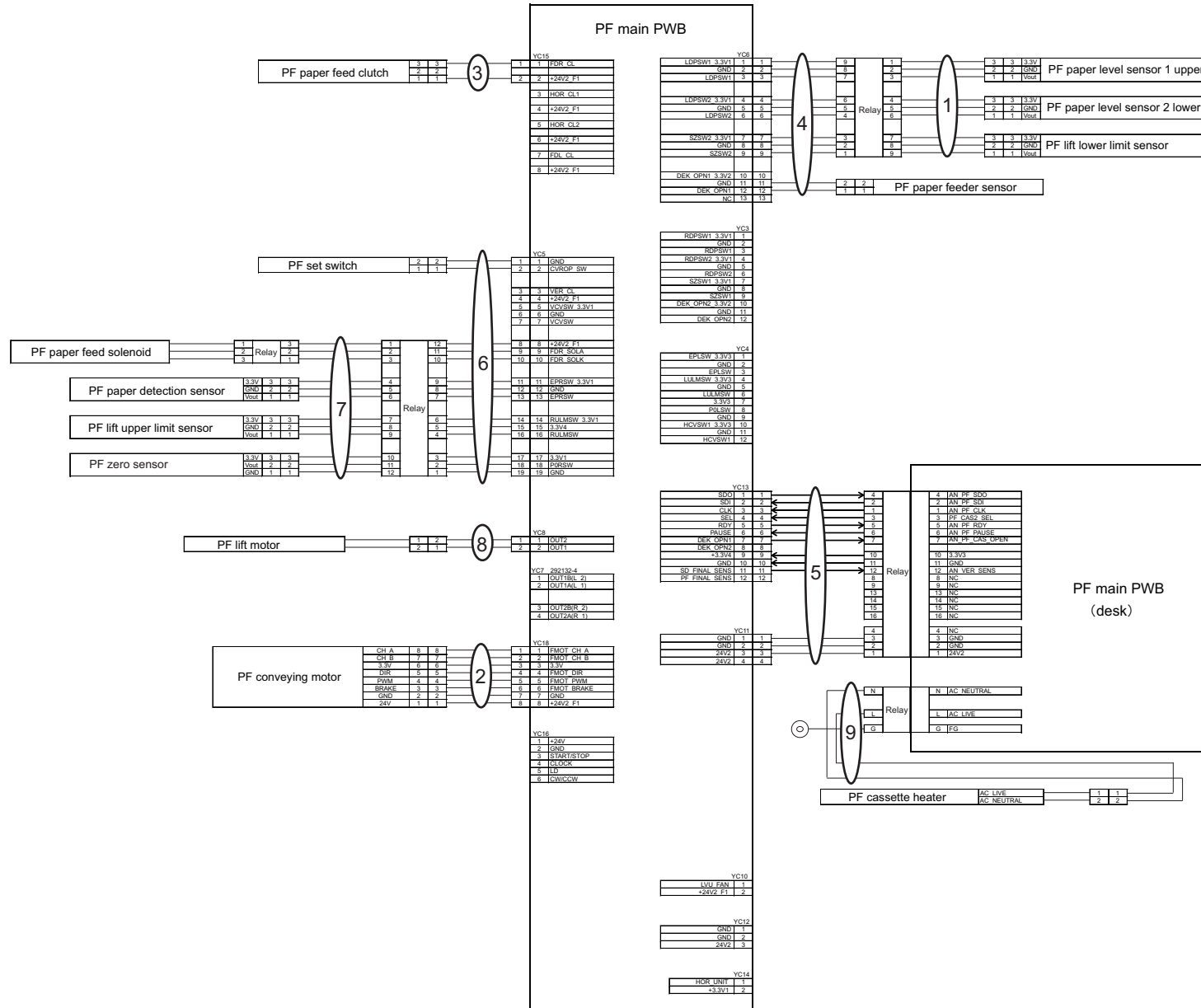
FIG. 5 Drive Section & Electrical Components

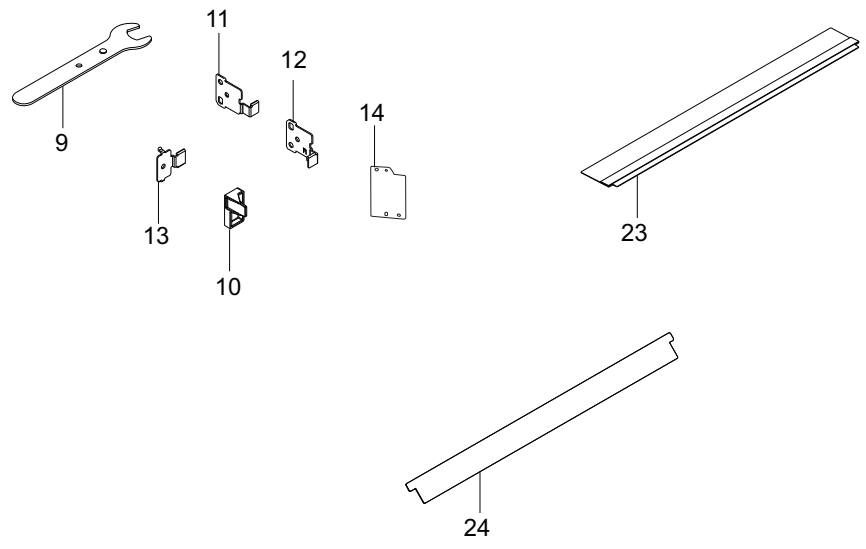
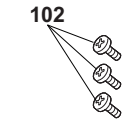
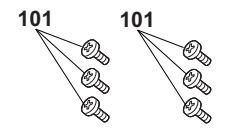
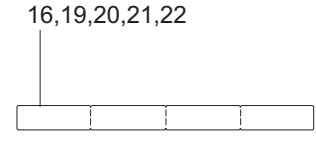
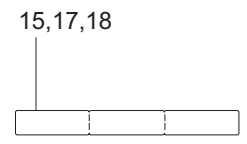
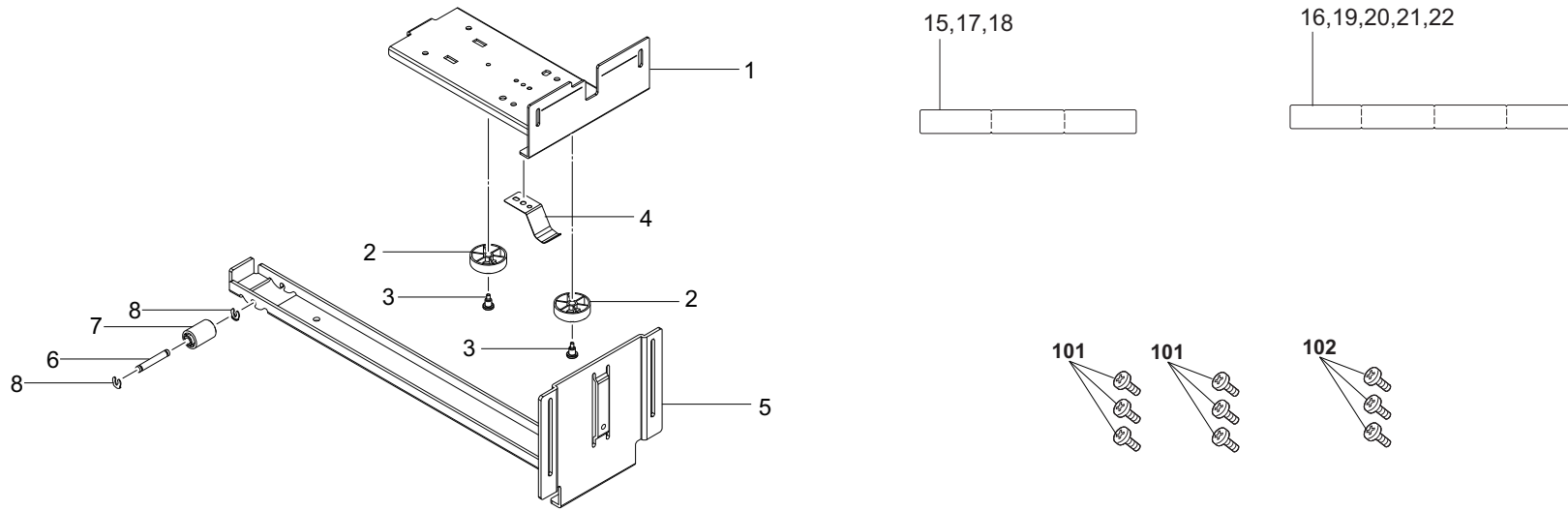
3RL-2

Ref. No. 番号	Part.No. 部品番号	Alternative. 代替部品番号	Description 部 品 名 称	Notes 備 考	Revision 改 訂	Quantity 個数			
						100(日本)	120	230	240
1	303RL31050	3RL31050	MOUNT LIFT DRIVE			1	1	1	
2	2BC06910	2BC06910	STOPPER 6			7	7	7	
3	3AK20080	3AK20080	GEAR 18/50			1	1	1	
4	303NG31070	3NG31070	GEAR LIFT 19 51			1	1	1	
5	303NG31060	3NG31060	SHAFT LIFT DRIVE			1	1	1	
6	303NG31020	3NG31020	JOINT LIFT			1	1	1	
7	303NG31030	3NG31030	SPRING JOINT			1	1	1	
8	28107310	49028101	BUSH 8			2	2	2	
9	3B820120	3B820120	GEAR 26,LIFT			1	1	1	
10	303RL31090	3RL31090	MOUNT LIFT MOTOR			1	1	1	
11	303NG31140	3NG31140	SHAFT LIFT MOTOR			1	1	1	
12	7BE008165431H01	BE119730	BEARING 688ZZ			1	1	1	
13	302K324450	2K324450	BUSH 6			5	5	5	
14	3AK20130	3AK20130	GEAR,WORM MAIN TRAY			1	1	1	
15	302K925140	2K925140	STOPPER 6			1	1	1	
16	303H327510	3H327510	MOTOR,MAIN TRAY			1	1	1	
17	3CG22060	3CG22060	PULLEY 34,CONVEYING			1	1	1	
18	303H321090	3H321090	BELT MAIN TRAY MOTOR			1	1	1	
19	303NF10330	3NF10330	HOLDER DECK SENSOR			1	1	1	
20	303M894260	3M894260	PARTS SENSOR OPT SP		2:Part No-chg.	3	3	3	
21	2C902080	2C902080	SPRING DEV PUSH			1	1	1	
22	303RL31030	3RL31030	MOUNT FEED DRIVE			1	1	1	
23	5MVX111DN003	2A806250	RING STOPPER /A-49 FEED A4			9	9	9	
24	303RL31070	3RL31070	BRACKET GEAR CHANGE			1	1	1	
25	303NJ31060	3NJ31060	GEAR Z60R			1	1	1	
26	303NJ31080	3NJ31080	GEAR Z75L-Z32L			1	1	1	
27	303NJ31130	3NJ31130	GEAR Z28R			1	1	1	
28	302JZ31170	2JZ31170	GEAR Z27L MAIN			1	1	1	
29	303NJ31070	3NJ31070	GEAR Z56L-Z40R			1	1	1	
30	303RL31010	3RL31010	GEAR Z39L-Z25L			1	1	1	
31	303RL31120	3RL31120	PLATE FEED DRIVE			1	1	1	
32	303RL94030	3RL94030	PARTS MOTOR-BL INNER W20 SP			1	1	1	
33	303RL31080	3RL31080	SHAFT FEED			1	1	1	
34	303NG31160	3NG31160	GEAR Z30L			1	1	1	
35	303RL31020	3RL31020	GEAR Z35R			1	1	1	
36	303NG31080	3NG31080	SHAFT CLUTCH CONVEYING A			1	1	1	
37	303NF31050	3NF31050	GEAR Z35L			1	1	1	
38	302KV44041	2KV44041	CLUTCH 50 Z35R			1	1	1	
39	303NG31130	3NG31130	HOLDER CLUTCH			1	1	1	
40	7SP01000004+H01	SP136500	SW.PUSH			1	1	1	
41	302K939230	2K939230	HOLDER PWB			2	2	2	
42	303RL94020	3RL94020	PARTS PWB SIDE DECK ASSY SP			1	1	1	
101	7BB700408H	BB105640	+BIND T.T S SCREW 4X8 SR						
102	E0030200	48100320	SPRING PIN 3X20						
103	E5125200	E5125200	PARALLEL PIN H7A 2.5X20 SUS						
104	E5120100	E5120100	PARALLEL PIN H7A 2X10 SUS						
105	7BB007306H	BB112570	+TP-CUP M SCREW 3X6						
106	7BB700308H	BB105600	+BIND T.T S SCREW 3X8 SR						

• Parts with a Ref.No. of 500 and above in the illustration indicate they are not selected for service parts.

• イラスト中で 500 番台の Ref 番号が付いている部品はサービスパーツに選定されていません。





Options

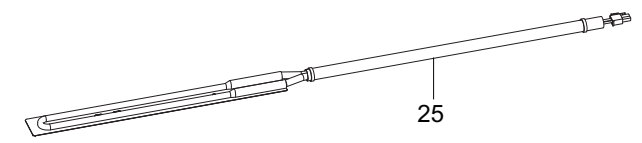


FIG. 7 Accessories & Options

3RL

Ref. No. 番号	Part.No. 部品番号	Alternative. 代替部品番号	Description 部 品 名 称	Notes 備 考	Revision 改 訂	Quantity 個数			
						100(日本)	120	230	240
1	303NG02502	3NG02502	MOUNT RAIL			1	1	1	
2	303NG02540	3NG02540	PULLEY SLIDER			2	2	2	
3	3CG02041	3CG02041	PIN,RELEASE LEVER			2	2	2	
4	303JY02400	3JY02400	PLATE EARTH RAIL			1	1	1	
5	303RL03080	3RL03080	BASE SLIDER			1	1	1	
6	303JY02270	3JY02270	SHAFT SLIDER			1	1	1	
7	303LT03090	3LT03090	PULLEY SLIDER S			1	1	1	
8	5MVX111DN003	2A806250	RING STOPPER /A-49 FEED A4			2	2	2	
9	303LT03130	3LT03130	SPANNER			1	1	1	
10	303RL02530	3RL02530	LEVER SWITCH			1	1	1	
11	303RL02550	3RL02550	PLATE LOCK M FRONT			1	1	1	
12	303RL02540	3RL02540	PLATE LOCK M REAR			1	1	1	
13	303RL02560	3RL02560	PLATE LOCK			2	2	2	
14	303NG02550	3NG02550	PLATE COVER			1	1	1	
15	302ND34170	2ND34170	SHEET PAPER SIZE M JP			1			
16	302ND34130	2ND34130	SHEET PAPER SIZE M B			1		1	
17	303RC34020	3RC34020	SHEET PAPER SIZE I C						
18	302ND34180	2ND34180	SHEET PAPER MEDIA EN				1	1	
19	302ND34370	2ND34370	SHEET PAPER MEDIA GER ITA					1	
20	302ND34380	2ND34380	SHEET PAPER MEDIA FRA SPA				1	1	
21	302ND34390	2ND34390	SHEET PAPER MEDIA PTB				1	1	
22	302ND34400	2ND34400	SHEET PAPER MEDIA DUT RUS					1	
23	303NG06370	3NG06370	FILM GUIDE			1	1	1	
24	303RL06370	3RL06370	FILM GUIDE A			1	1	1	
25	303RL94040	3RL94040	PARTS DEHUMIDIFINR 100 SET SP			1			
25	303RL94050	3RL94050	PARTS DEHUMIDIFINR 120 SET SP				1		
25	303RL94060	3RL94060	PARTS DEHUMIDIFINR 240 SET SP					1	
101	7BB700408H	BB105640	+BIND T.T S SCREW 4X8 SR						
102	7BB200408H	BB106960	+BIND T.T P SCREW 4X8						

• Parts with a Ref.No. of 500 and above in the illustration indicate they are not selected for service parts.

• イラスト中で 500 番台の Ref 番号が付いている部品はサービスパーツに選定されていません。

Part.No. 部品番号	Alternative. 代替部品番号	Description 部品名称	Fig.No.
28107310	49028101	BUSH 8	3,5
34806040	34806040	LOWER BUSHING,PAPER FEED	4
2BC06910	2BC06910	STOPPER 6	3,5
2BC07110	2BC07110	GEAR 20	3
2C902080	2C902080	SPRING DEV PUSH	5
2FB12410	2FB12410	PULLEY MOVING IDLE	3
2FB22680	2FB22680	GEAR 54 BYPASS	3
302F708310	2F708310	SPRING LOCK MPF	4
302F906030	2F906030	GEAR FEED Z26H	4
302F929260	2F929260	PULLEY DU LOW	4
302FB06151	2FB06151	JOINT DRIVE	4
302FB09830	2FB09830	CUT WASHER 4	4
302FG07020	2FG07020	PULLEY,CASSETTE RAIL	2
302FZ07540	2FZ07540	HOLDER SHAFT OUT	4
302G404160	2G404160	DAMPER	3
302HS02540	2HS02540	PIN DRAWER	2
302HS31120	2HS31120	GEAR Z27L CLUTCH	4
302JZ31170	2JZ31170	GEAR Z27L MAIN	5
302K324450	2K324450	BUSH 6	4,5
302K906190	2K906190	GEAR Z30R FEED OW	4
302K906200	2K906200	GEAR Z30R PICKUP	4
302K906240	2K906240	GEAR FEED DRIVE Z20L	4
302K906330	2K906330	FULCRUM-PIN RETARD	4
302K906350	2K906350	PULLEY FEED	4
302K906360	2K906360	PULLEY RETARD	4
302K906370	2K906370	PULLEY PICKUP	4
302K906721	2K906721	SHEET PRIMARY FEED HI	4
302K906730	2K906730	SPRING ASSIST	4
302K906750	2K906750	TORQUE-LIMITER 390	4
302K925140	2K925140	STOPPER 6	3,5
302K931080	2K931080	WIRE STOPPER	2,4
302K939230	2K939230	HOLDER PWB	5
302K994580	2K994580	PARTS SENSOR OPT. SP	4
302KV31091	2KV31091	GEAR Z50R	4
302KV44041	2KV44041	CLUTCH 50 Z35R	5
302ND24290	2ND24290	CAP SPRING	4
302ND34130	2ND34130	SHEET PAPER SIZE M B	7
302ND34170	2ND34170	SHEET PAPER SIZE M JP	7
302ND34180	2ND34180	SHEET PAPER MEDIA EN	7
302ND34370	2ND34370	SHEET PAPER MEDIA GER ITA	7
302ND34380	2ND34380	SHEET PAPER MEDIA FRA SPA	7
302ND34390	2ND34390	SHEET PAPER MEDIA PTB	7
302ND34400	2ND34400	SHEET PAPER MEDIA DUT RUS	7
302NH06100	2NH06100	SPRING RETARD	4
302NH06980	2NH06980	SHAFT FEED LOW	4
302NH06990	2NH06990	SHAFT ASSIST PULLEY	4
302NR08170	2NR08170	SPRING COVER MPF OPEN	2
303H321090	3H321090	BELT MAIN TRAY MOTOR	5
303H327510	3H327510	MOTOR,MAIN TRAY	5
303JY02270	3JY02270	SHAFT SLIDER	7
303JY02400	3JY02400	PLATE EARTH RAIL	7

Part.No. 部品番号	Alternative. 代替部品番号	Description 部品名称	Fig.No.
303LT03090	3LT03090	PULLEY SLIDER S	7
303LT03130	3LT03130	SPANNER	7
303M894260	3M894260	PARTS SENSOR OPT SP	4,5
303NF02270	3NF02270	LEVER DECK HOOK	2
303NF02280	3NF02280	SHAFT HOOK FULCRUM	2
303NF02290	3NF02290	SHAFT HOOK PULLEY	2
303NF02301	3NF02301	HOLDER DECK HOOK	2
303NF02310	3NF02310	SPRING DECK HOOK	2
303NF10020	3NF10020	PAD BOTTOM DECK	3
303NF10160	3NF10160	GEAR DAMPER 100	3
303NF10330	3NF10330	HOLDER DECK SENSOR	5
303NF31050	3NF31050	GEAR Z35L	5
303NG02180	3NG02180	MOUNT INLET	2
303NG02190	3NG02190	GUIDE SWITCH	2
303NG02280	3NG02280	KNOB ATTACHMENT	2
303NG02502	3NG02502	MOUNT RAIL	7
303NG02540	3NG02540	PULLEY SLIDER	7
303NG02550	3NG02550	PLATE COVER	7
303NG04070	3NG04070	COVER WIRE	1
303NG06010	3NG06010	SHAFT FEED	4
303NG06020	3NG06020	HOLDER PICKUP	4
303NG06060	3NG06060	SHAFT PICKUP	4
303NG06090	3NG06090	PLATE FEED DRIVE	4
303NG06160	3NG06160	ACTUATOR PAPER EMPTY	4
303NG06180	3NG06180	PLATE FEED WIRE	4
303NG06190	3NG06190	GUIDE FEED WIRE	4
303NG06200	3NG06200	PIN PICKUP IDLE	4
303NG06220	3NG06220	LEVER RETARD RELEASE	4
303NG06230	3NG06230	MOUNT FEED FRONT	4
303NG06300	3NG06300	HOLDER FEED LOW	4
303NG06310	3NG06310	HOLDER SENSOR FEED	4
303NG06320	3NG06320	STOPPER RETARD	4
303NG06340	3NG06340	PIN PLATE	4
303NG06350	3NG06350	HOLDER PULLEY C	4
303NG06370	3NG06370	FILM GUIDE	7
303NG06380	3NG06380	SPRING PICK UP	4
303NG10010	3NG10010	TRAY PAPER	3
303NG10030	3NG10030	WIRE LIFT R	3
303NG10040	3NG10040	WIRE LIFT L	3
303NG10080	3NG10080	STOPPER END	3
303NG10090	3NG10090	CURSOR SIDE DECK	3
303NG10100	3NG10100	MOUNT SLIDER DECK	2
303NG10120	3NG10120	SHAFT LIFT	3
303NG10130	3NG10130	MOUNT COVER UP	3
303NG10140	3NG10140	MOUNT DECK DAMPER	3
303NG10150	3NG10150	MOUNT CURSOR	3
303NG10160	3NG10160	PLATE DAMPER	3
303NG10171	3NG10171	PULLEY LIFT WIRE DRUM	3
303NG10181	3NG10181	HOLDER PULLEY	3
303NG10220	3NG10220	MOUNT HOOK	3
303NG10240	3NG10240	STOPPER HOOK	3

Part.No. 部品番号	Alternative. 代替部品番号	Description 部品名称	Fig.No.
303NG10260	3NG10260	COVER PULLEY	3
303NG10270	3NG10270	SPACER DECK	3
303NG10290	3NG10290	STOPPER DECK REAR	3
303NG10300	3NG10300	HOLDER WIRE	3
303NG10320	3NG10320	PLATE CURSOR	3
303NG10340	3NG10340	SPRING LIFT STOPPER	3
303NG10350	3NG10350	SHEET SWITCH PUSH	3
303NG10370	3NG10370	SHEET STOPPER	3
303NG10380	3NG10380	CUSHION TRAY	3
303NG31020	3NG31020	JOINT LIFT	5
303NG31030	3NG31030	SPRING JOINT	5
303NG31060	3NG31060	SHAFT LIFT DRIVE	5
303NG31070	3NG31070	GEAR LIFT 19 51	5
303NG31080	3NG31080	SHAFT CLUTCH CONVEYING A	5
303NG31130	3NG31130	HOLDER CLUTCH	5
303NG31140	3NG31140	SHAFT LIFT MOTOR	5
303NG31150	3NG31150	GEAR Z35R 20R	4
303NG31160	3NG31160	GEAR Z30L	5
303NG46020	3NG46020	WIRE DECK 1	6
303NG46070	3NG46070	WIRE LIFTMOTOR	6
303NG46080	3NG46080	WIRE HEATER	6
303NG94060	3NG94060	PARTS ROLLER ASSIST SP	4
303NJ31060	3NJ31060	GEAR Z60R	5
303NJ31070	3NJ31070	GEAR Z56L-Z40R	5
303NJ31080	3NJ31080	GEAR Z75L-Z32L	5
303NJ31130	3NJ31130	GEAR Z28R	5
303RC34020	3RC34020	SHEET PAPER SIZE I C	7
303RL02270	3RL02270	LEVER ATTACHMENT	2
303RL02290	3RL02290	SHAFT ATTACHMENT	2
303RL02380	3RL02380	HOOK ATTACHMENT	2
303RL02530	3RL02530	LEVER SWITCH	7
303RL02540	3RL02540	PLATE LOCK M REAR	7
303RL02550	3RL02550	PLATE LOCK M FRONT	7
303RL02560	3RL02560	PLATE LOCK	7
303RL03080	3RL03080	BASE SLIDER	7
303RL04010	3RL04010	COVER TOP	1
303RL04020	3RL04020	COVER RIGHT	1
303RL04030	3RL04030	COVER REAR	1
303RL04040	3RL04040	COVER FRONT	1
303RL04050	3RL04050	HANDLE COVER	1
303RL04080	3RL04080	COVER LEFT	1
303RL04120	3RL04120	COVER RIGHT LOW	1
303RL04130	3RL04130	COVER REAR LOW	1
303RL04140	3RL04140	COVER FRONT LOW	1
303RL06020	3RL06020	HOLDER RETARD	4
303RL06030	3RL06030	PLATE RETARD HOLDER	4
303RL06370	3RL06370	FILM GUIDE A	7
303RL07000	3RL07000	CASTER DECK A	3
303RL07100	3RL07100	CASTER DECK B	2
303RL09010	3RL09010	COVER CASSETTE LABEL 5	1
303RL09530	3RL09530	SLIDER CASSETTE	2

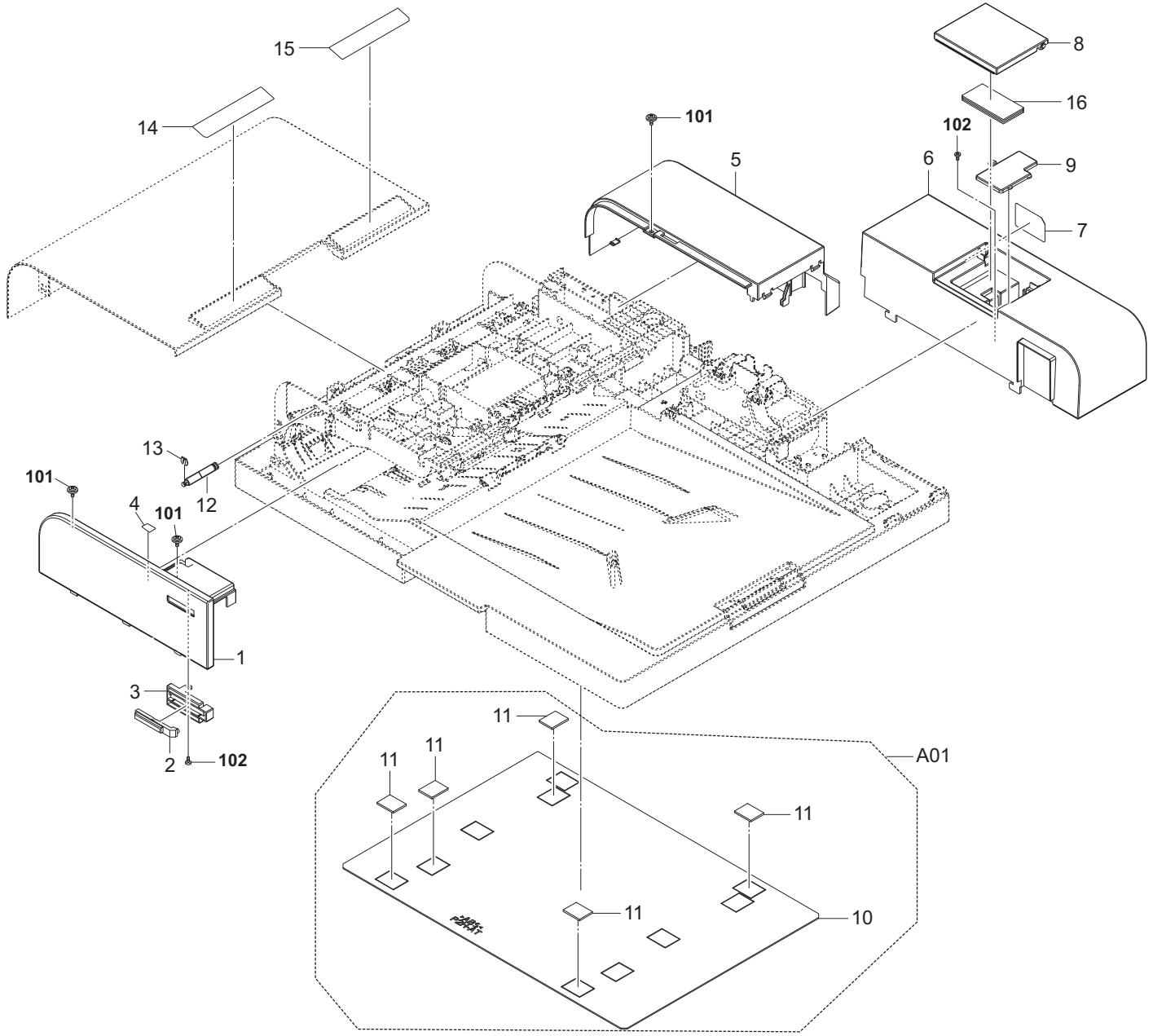
Part.No. 部品番号	Alternative. 代替部品番号	Description 部品名称	Fig.No.
303RL10330	3RL10330	STOPPER DECK	2
303RL10340	3RL10340	STOPPER DECK FRONT	2
303RL31010	3RL31010	GEAR Z39L-Z25L	5
303RL31020	3RL31020	GEAR Z35R	5
303RL31030	3RL31030	MOUNT FEED DRIVE	5
303RL31050	3RL31050	MOUNT LIFT DRIVE	5
303RL31070	3RL31070	BRACKET GEAR CHANGE	5
303RL31080	3RL31080	SHAFT FEED	5
303RL31090	3RL31090	MOUNT LIFT MOTOR	5
303RL31120	3RL31120	PLATE FEED DRIVE	5
303RL34020	3RL34020	LABEL OPERATION	3
303RL34040	3RL34040	LABEL UPPER LIMIT	3
303RL46010	3RL46010	WIRE PAPER SENSOR	6
303RL46030	3RL46030	WIRE MAIN MOTOR	6
303RL46050	3RL46050	WIRE CLUTCH	6
303RL46060	3RL46060	WIRE PAPER SENSOR JOINT	6
303RL46070	3RL46070	WIRE INTERFACE B	6
303RL46080	3RL46080	CONN.CORD ASSY PRIMARY FEED UNIT	4,6
303RL94020	3RL94020	PARTS PWB SIDE DECK ASSY SP	5
303RL94030	3RL94030	PARTS MOTOR-BL INNER W20 SP	5
303RL94040	3RL94040	PARTS DEHUMIDIFINR 100 SET SP	7
303RL94050	3RL94050	PARTS DEHUMIDIFINR 120 SET SP	7
303RL94060	3RL94060	PARTS DEHUMIDIFINR 240 SET SP	7
303RL94070	3RL94070	PARTS FEED UNIT SP	4
3AK20080	3AK20080	GEAR 18/50	5
3AK20130	3AK20130	GEAR,WORM MAIN TRAY	5
3B820120	3B820120	GEAR 26.LIFT	5
3BC07130	3BC07130	ONE-WAY CLUTCH 6	4
3CG02030	3CG02030	BASE RUBBER,FRAME	2
3CG02041	3CG02041	PIN,RELEASE LEVER	7
3CG22060	3CG22060	PULLEY 34,CONVEYING	5
5MVX111DN003	2A806250	RING STOPPER /A-49 FEED A4	2,3,4,5,7
7BE008165431H01	BE119730	BEARING 688ZZ	5
7SP01000004+H01	SP136500	SW.PUSH	5
7SP01000006+H01	SP121020	SW.PUSH	2
7YZM130001++H01	YZ152060	ACCESS.BUSHING	4
7YZM130002++H01	YZ152050	ACCESS.BUSHING	2,4
7YZM210006++H01	YZ038000	ACCESS.EDGING	2
7YZM420003++H01	YZ052580	ACCESS.BAND	2
7YZM420004++H01	YZ059720	ACCESS.BAND	2
7YZM610007++H01	YZ023340	ACCESS.SADDLE	4
7YZM610022++H01	YZ114490	ACCESS.SADDLE	2

DP-7100

Rev.6
August 2017

—— CONTENTS / 目次 ——

FIG. 1	Covers	2
FIG. 2	Frames	4
FIG. 3	Table Assy	6
FIG. 4	Paper Conveying Section	8
FIG. 5	Paper Feed Section 1	10
FIG. 6	Paper Feed Section 2	12
FIG. 7	Paper Feed Section 3	14
FIG. 8	Drive Section & Electrical Components	16
FIG. 9	Wire Section	18
FIG. 10	Accessories	20
	• INDEX / 索引	22



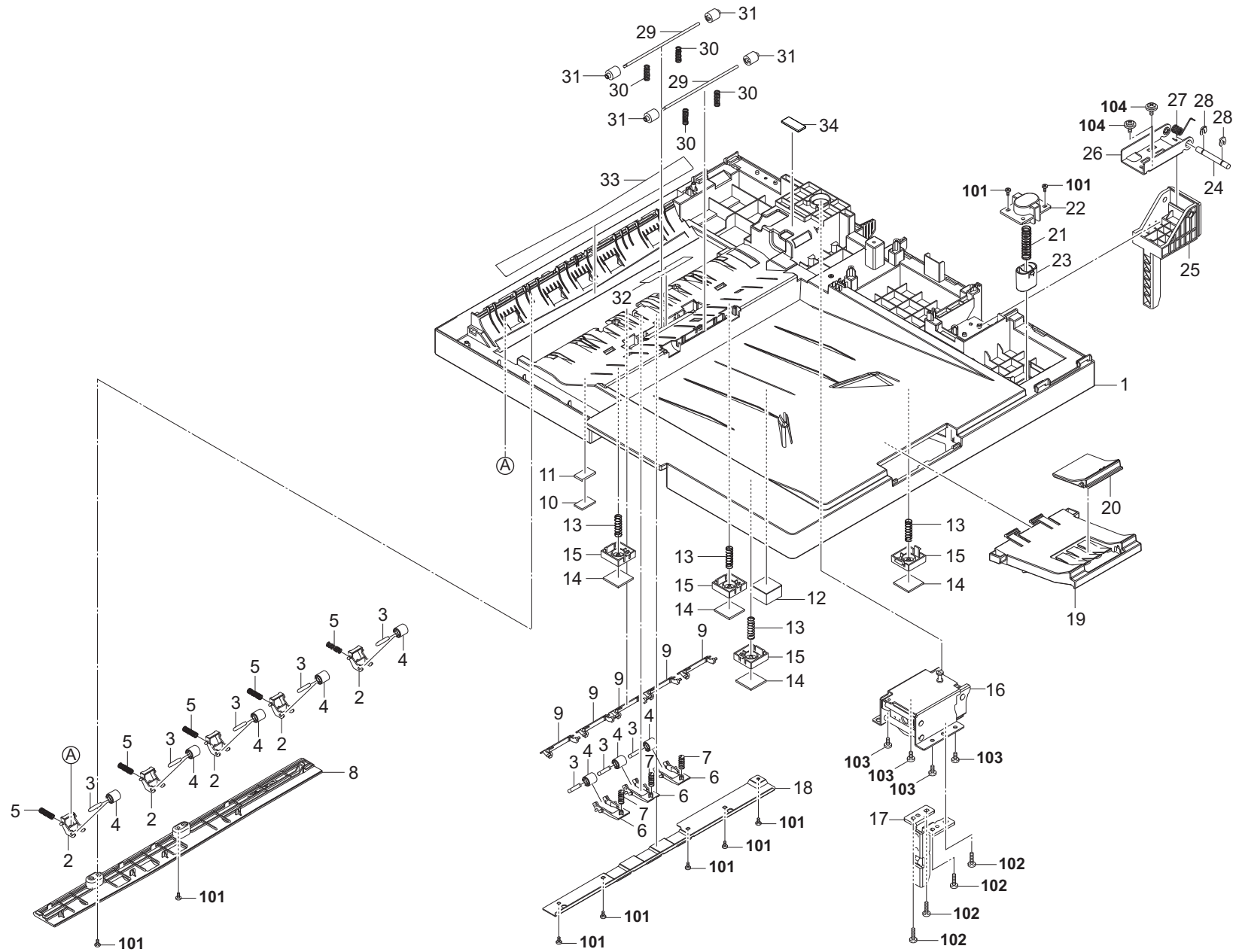


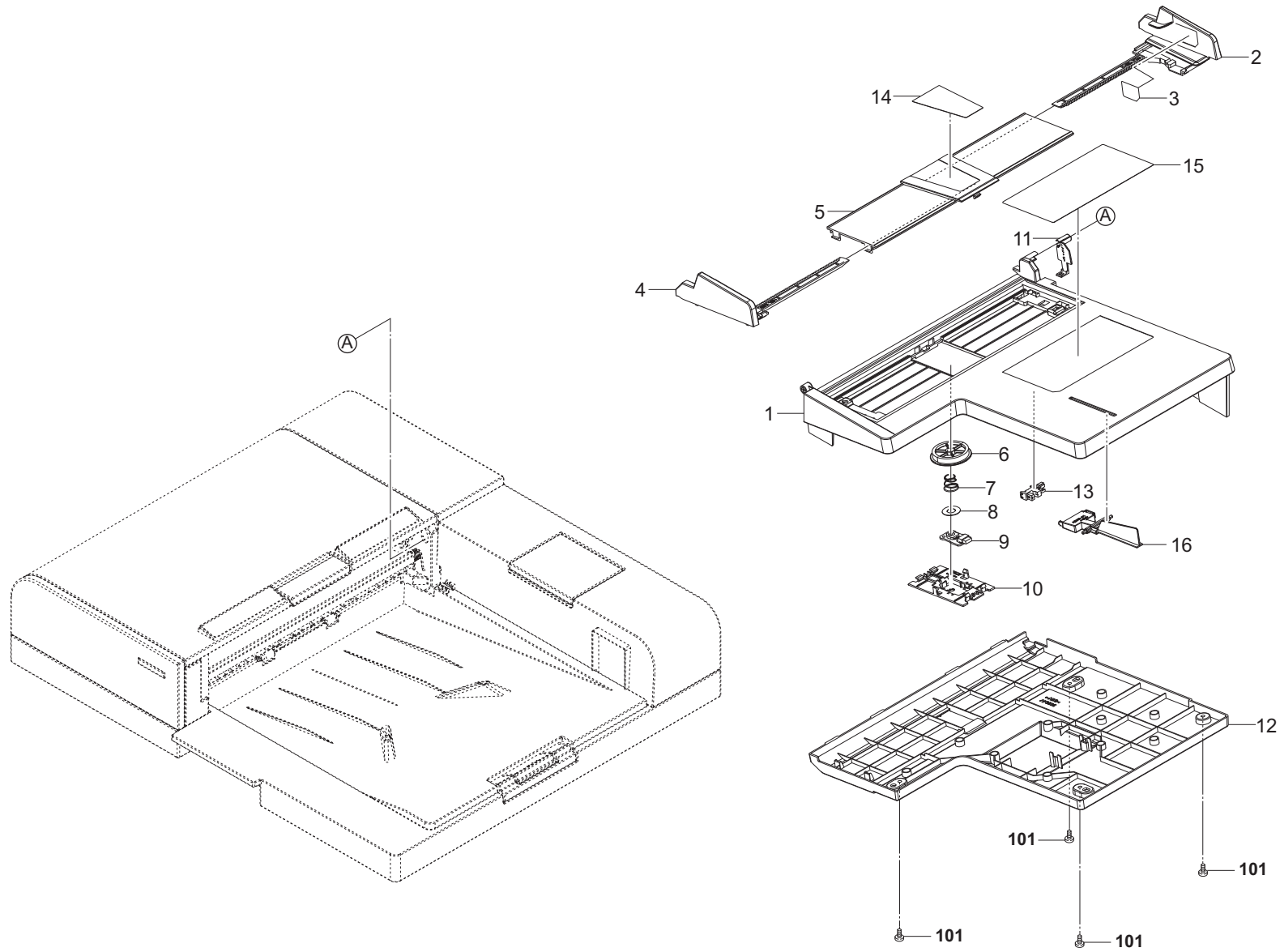
FIG. 2 Frames

3R7-5

Ref. No. 番号	Part.No. 部品番号	Alternative. 代替部品番号	Description 部品名称	Notes 備考	Revision 改訂	Quantity 個数			
						100(日本)	120	230	240
1	303R702010	3R702010	BASE DP			1	1	1	1
2	303M424190	3M424190	HOLDER LEFT PULLEY			5	5	5	5
3	303M824200	3M824200	SHAFT PULLEY			8	8	8	8
4	303M824210	3M824210	PULLEY CONVEYING BK			8	8	8	8
5	302H008140	2H008140	SPRING BYPASSFFED			5	5	5	5
6	303M824121	3M824121	HOLDER RIGHT PULLEY			3	3	3	3
7	303NA06110	3NA06110	SPRING PICK UP			3	3	3	3
8	303R704050	3R704050	COVER LEFT			1	1	1	1
9	303M824160	3M824160	GUIDE RIGHT READING			5	5	5	5
10	303J902370	3J902370	CUSHION ORIGINAL MAT			1	1	1	1
11	303M802320	3M802320	SPONGE ORIGINAL MAT A			1	1	1	1
12	303P202010	3P202010	SPONGE MAT			1	1	1	1
13	302KA28040	2KA28040	SPRING SOL			4	4	4	4
14	303LL02530	3LL02530	CUSHION ORIGINAL MAT			4	4	4	4
15	303R702050	3R702050	MOUNT CUSHION			4	4	4	4
16	303R702160	3R702160	HINGE LEFT B		5: Part No-chg.	1	1	1	1
17	303R702030	3R702030	STAY HINGE			1	1	1	1
18	303R702040	3R702040	STAY BASE LOWER			1	1	1	1
19	303R702100	3R702100	TRAY SLIDE			1	1	1	1
20	303R702110	3R702110	STOPPER EJECT			1	1	1	1
21	303JX02090	3JX02090	SPRING PUSH SW			1	1	1	1
22	303LL02150	3LL02150	HOLDER SPRING PUSH SW			1	1	1	1
23	303LL02390	3LL02390	PUSH SW			1	1	1	1
24	303M802150	3M802150	SHAFT HINGE			1	1	1	1
25	303R702070	3R702070	HINGE RIGHT BASE			1	1	1	1
26	303R702080	3R702080	HINGE RIGHT MOUNT			1	1	1	1
27	303R702130	3R702130	SPRING HINGE RIGHT			1	1	1	1
28	5MVX111DN003	2A806250	RING STOPPER /A-49 FEED A4			2	2	2	2
29	303R728020	3R728020	SHAFT EJECT PULLEY			2	2	2	2
30	303J906031	3J906031	SPRING SEPARATION			4	4	4	4
31	3HK10030	3HK10030	PULLEY EJECT			4	4	4	4
32	303R702140	3R702140	SHEET SHIFT PULLEY			1	1	1	1
33	303R724120	3R724120	SHEET LEFT GUIDE			1	1	1	1
34	303R702170	3R702170	CUSHION DRIVE		5: Add	1	1	1	1
101	7BB200308H	BB105660	+BIND T.T P SCREW 3X8						
102	7BB700412H	BB106830	+BIND T.T S SCREW 4X12 SR						
103	7BB200410H	BB105700	+BIND T.T P SCREW 4X10						
104	7BB202410H	BB106850	+TP-FLAT T.T P SCREW 4X10						

• Parts with a Ref.No. of 500 and above in the illustration indicate they are not selected for service parts.

• イラスト中で 500 番台の Ref 番号が付いている部品はサービスパーツに選定されていません。



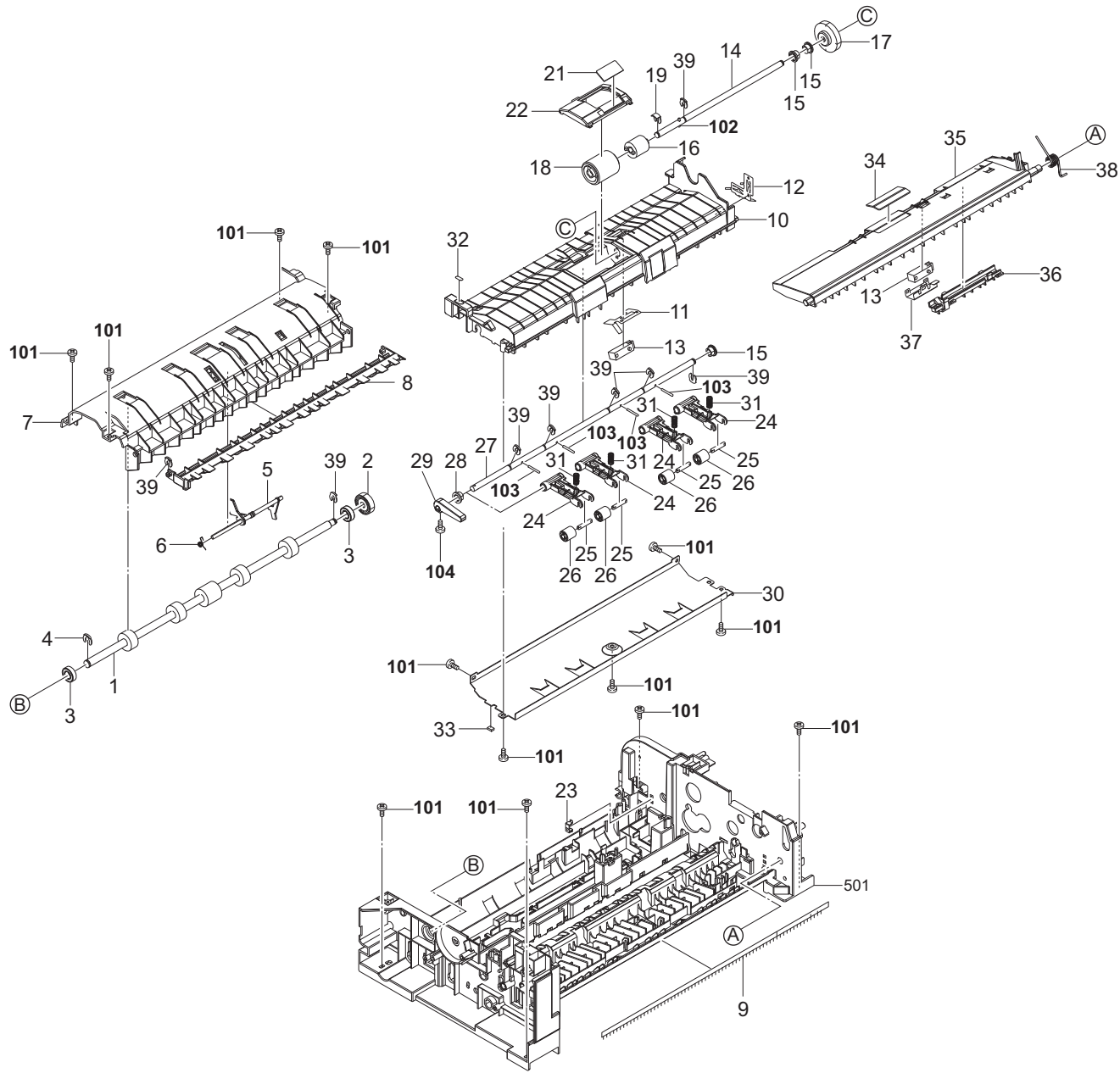


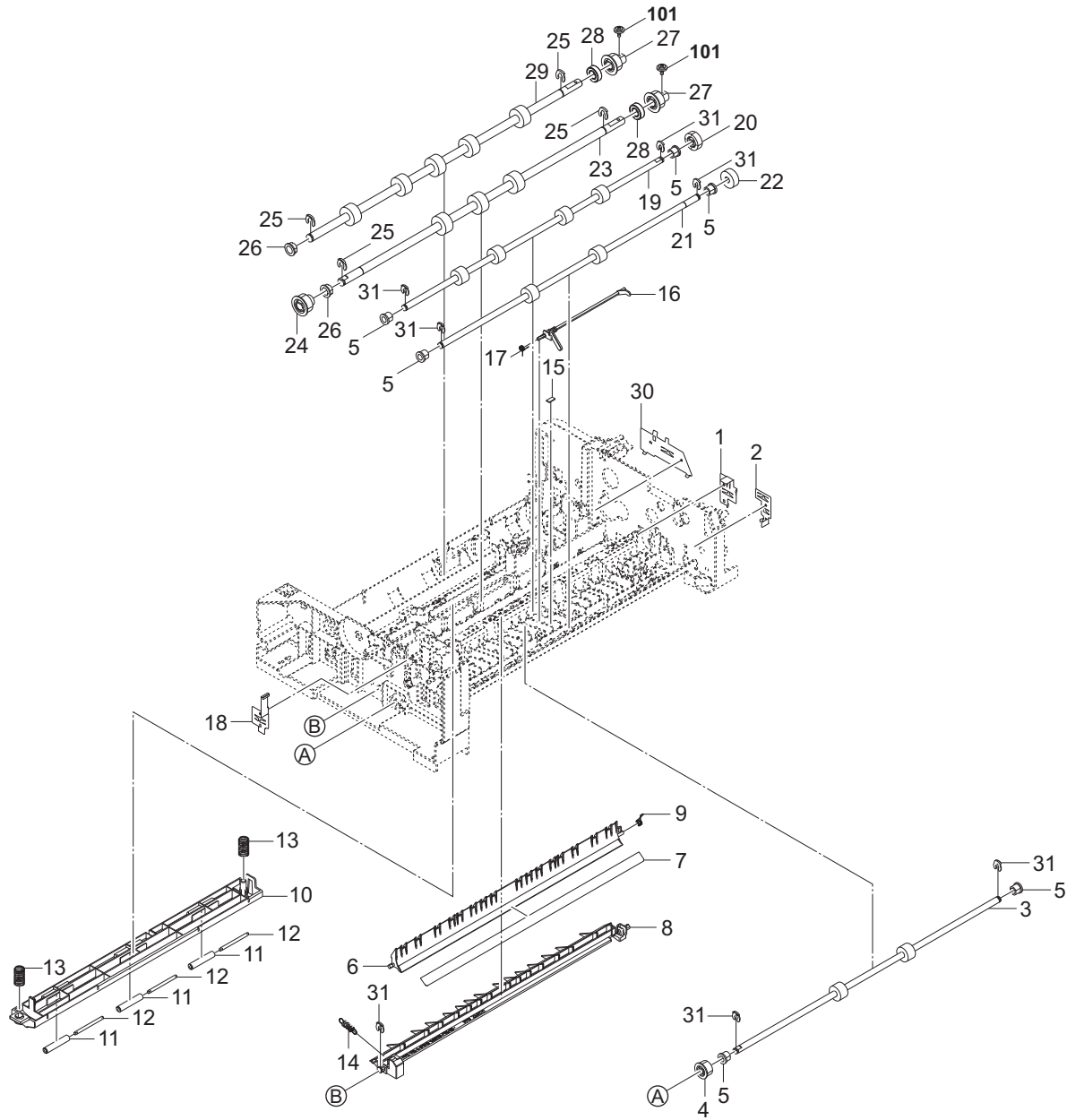
FIG. 4 Paper Conveying Section

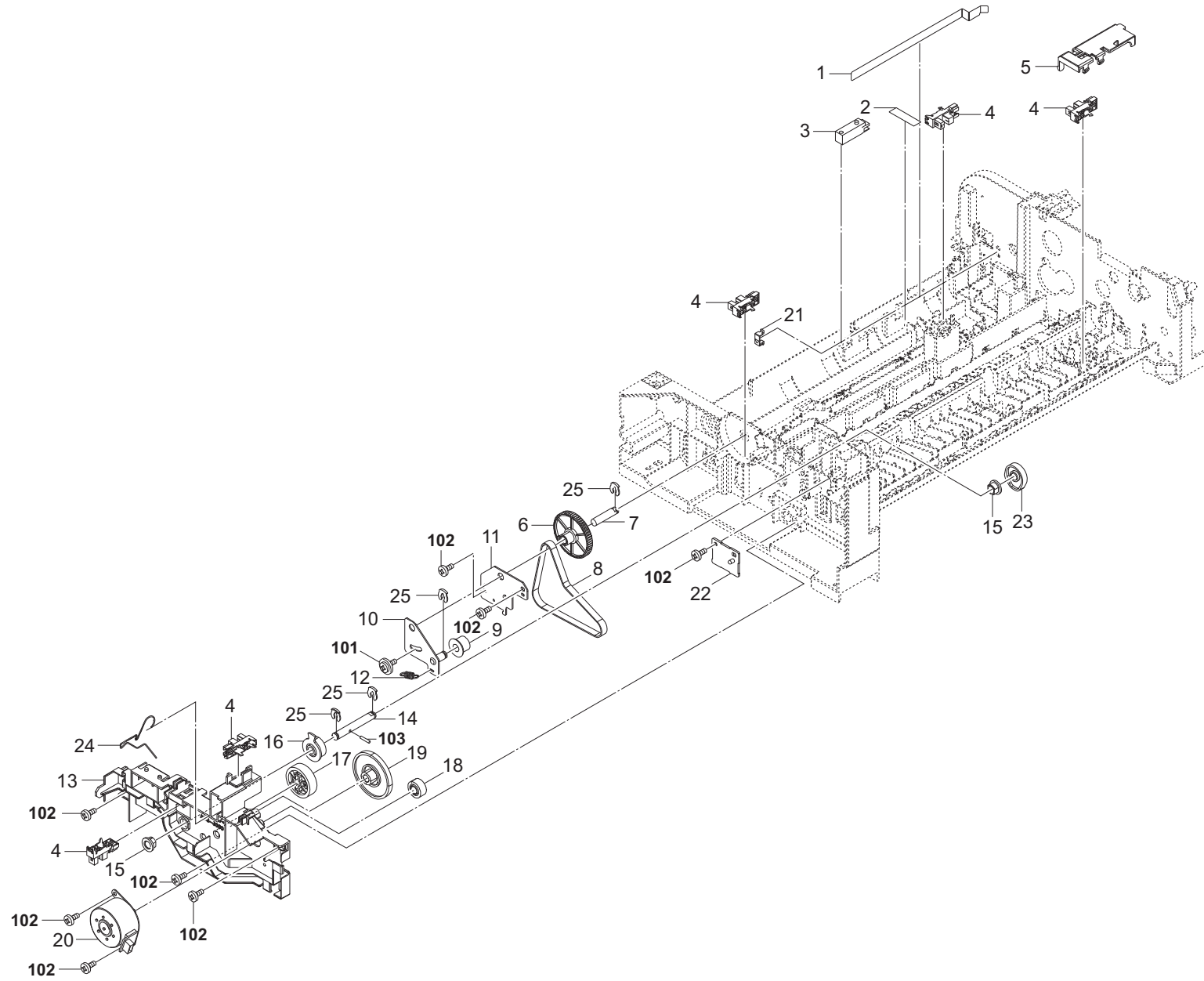
3R7-6

Ref. No. 番号	Part.No. 部品番号	Alternative. 代替部品番号	Description 部品名称	Notes 備考	Revision 改訂	Quantity 個数			
						100(日本)	120	230	240
1	303R794020	3R794020	PARTS ROLLER REGISTRATION SP			1	1	1	1
2	303LL31190	3LL31190	GEAR Z25L REGISTRATION			1	1	1	1
3	7BE008165431H01	BE119730	BEARING 688ZZ			2	2	2	2
4	2BC06910	2BC06910	STOPPER 6			1	1	1	1
5	303R724070	3R724070	ACTUATOR REGIST SW			1	1	1	1
6	302K928190	2K928190	SPRING-TORSION SWITCHBACK			1	1	1	1
7	303R724051	3R724051	GUIDE REGIST		2:Design-chg.	1	1	1	1
8	303R729050	3R729050	GUIDE LOOP SHIFT			1	1	1	1
9	303K502130	3K502130	STATIC ELIMINATOR EJECT			1	1	1	1
10	303R707090	3R707090	GUIDE LOWER PF			1	1	1	1
11	303R707120	3R707120	EARTH SENSOR A			1	1	1	1
12	303R707150	3R707150	EARTH SENSOR B			1	1	1	1
13	303NW94060	3NW94060	PARTS SENSOR OPT. SP			2	2	2	2
14	303R707230	3R707230	SHAFT SEPARATION			1	1	1	1
15	302K324450	2K324450	BUSH 6			3	3	3	3
16	303LL07521	3LL07521	TORQUE-LIMITER 400			1	1	1	1
17	303R731050	3R731050	GEAR Z30L			1	1	1	1
18	303LL07190	3LL07190	PULLEY SEPARATION			1	1	1	1
19	5MVL177DN001	2FB06810	RING STOPPER 4			1	1	1	1
20					2:Del				
21	303R707340	3R707340	FILM SEPARATION			1	1	1	1
22	303R707100	3R707100	GUIDE SEPARATION			1	1	1	1
23	302K931080	2K931080	WIRE STOPPER			1	1	1	1
24	303R707130	3R707130	HOLDER DU PRESS			4	4	4	4
25	303M824200	3M824200	SHAFT PULLEY			4	4	4	4
26	303M824210	3M824210	PULLEY CONVEYING BK			4	4	4	4
27	303R707280	3R707280	SHAFT DU PRESS			1	1	1	1
28	302H702590	2H702590	BUSH SCREW			1	1	1	1
29	303R707301	3R707301	LEVER DU PRESS		4:Design-chg.	1	1	1	1
30	303R707290	3R707290	STAY GUIDE LOWER PF			1	1	1	1
31	302F925780	2F925780	SPRING DU			4	4	4	4
32	303R734100	3R734100	LABEL C2			1	1	1	1
33	303JY28280	3JY28280	CUSHION EJECT GUIDE B			1	1	1	1
34	303JX06260	3JX06260	PAD LIFT			1	1	1	1
35	303R707021	3R707021	GUIDE LIFT		6:Design-chg.	1	1	1	1
36	303R707310	3R707310	COVER GUIDE LIFT			1	1	1	1
37	303R707320	3R707320	HOLDER GUIDE SENSOR			1	1	1	1
38	303R707250	3R707250	SPRING GUIDE LIFT			1	1	1	1
39	5MVX111DN003	2A806250	RING STOPPER /A-49 FEED A4			8	8	8	8
101	7BB200308H	BB105660	+BIND T.T P SCREW 3X8						
102	5MBP2010WXSP	E0020100	SPRING PIN / M2 X 10 S-BLK						
103	7BP512016B0CH01	BP126140	PARALLEL PIN 2.0X16						
104	7BB700308H	BB105600	+BIND T.T S SCREW 3X8 SR						

• Parts with a Ref.No. of 500 and above in the illustration indicate they are not selected for service parts.

• イラスト中で 500 番台の Ref 番号が付いている部品はサービスパーツに選定されていません。





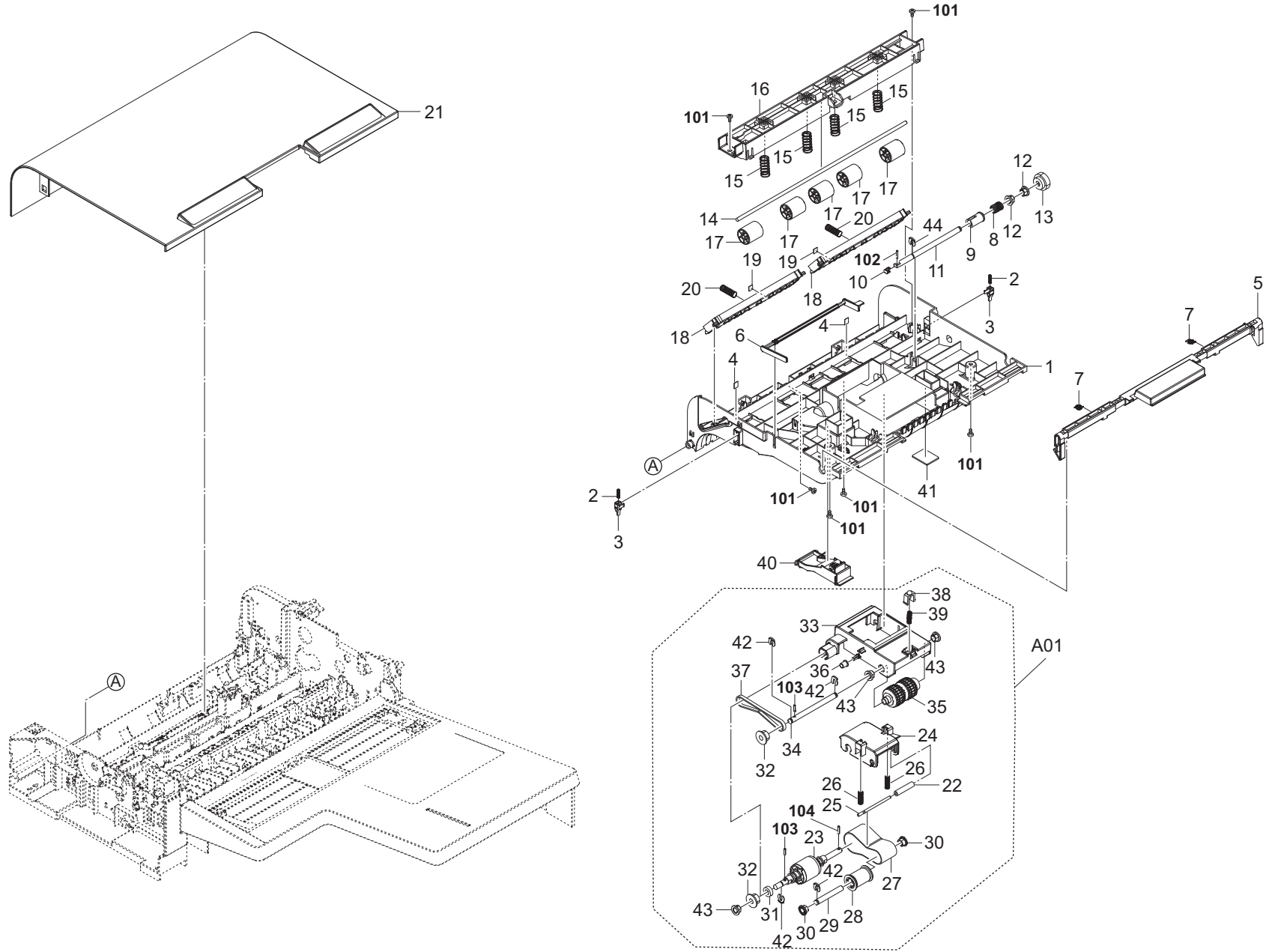


FIG. 7 Paper Feed Section 3

3R7-3

Ref. No. 番号	Part.No. 部品番号	Alternative. 代替部品番号	Description 部品名称	Notes 備考	Revision 改訂	Quantity 個数			
						100(日本)	120	230	240
1	303R707011	3R707011	GUIDE FEED		3:Design-chg.	1	1	1	1
2	302LV12110	2LV12110	SPRING CLN ROLL L			2	2	2	2
3	303LJ07060	3LJ07060	LEVER PUSH DU			2	2	2	2
4	303JY28280	3JY28280	CUSHION EJECT GUIDE B			2	2	2	2
5	303R707031	3R707031	HANDLE PF COVER		3:Design-chg.	1	1	1	1
6	303R707050	3R707050	ACTUATOR HOLDER LF			1	1	1	1
7	302FZ08430	2FZ08430	SPRING SOLENOID MPT			2	2	2	2
8	2BL22510	2BL22510	SPRING DRIVE CONT.			1	1	1	1
9	303M807090	3M807090	JOINT PF DRIVE B			1	1	1	1
10	303M807190	3M807190	CAP SHAFT			1	1	1	1
11	303R707190	3R707190	SHAFT PF DRIVE			1	1	1	1
12	302H702590	2H702590	BUSH SCREW		2:Quantity-chg	2	2	2	2
13	303LL31170	3LL31170	GEAR Z18L PF			1	1	1	1
14	303R707210	3R707210	SHAFT REGISTRATION			1	1	1	1
15	303LL07170	3LL07170	SPRING REGISTRATION			4	4	4	4
16	303R707040	3R707040	MOUNT PULLEY REGISTRATION			1	1	1	1
17	303P724170	3P724170	PULLEY REGISTRATION			5	5	5	5
18	303R707080	3R707080	GUIDE PRESS			2	2	2	2
19	302HN24360	2HN24360	SPONGE A			2	2	2	2
20	302R406050	2R406050	SPRING PICKUP			2	2	2	2
21	303R704040	3R704040	COVER PF			1	1	1	1
A01	303R794100	3R794100	PARTS PAPER FEED ROLLER ASSY SP		2:Add	1	1	1	1
22	*303H607280	3H607280	PULLEY TENSION		2:Others	1	1	1	1
23	*303R794090	3R794090	PARTS PAPER FEED ASSY SP		2:Others	1	1	1	1
24	*303R707140	3R707140	HOLDER PF		2:Others	1	1	1	1
25	*303R707220	3R707220	SHAFT PULLEY TENSION		2:Others	1	1	1	1
26	*303R707260	3R707260	SPRING BELT TENSION		2:Others	2	2	2	2
27	*303LL07531	3LL07531	BELT PF		2:Others	1	1	1	1
28	*303M407050	3M407050	COLLAR PF B		2:Others	1	1	1	1
29	*303M407060	3M407060	SHAFT BELT		2:Others	1	1	1	1
30	*302K324450	2K324450	BUSH 6		2:Others	2	2	2	2
31	*7BE006124431H01	24431H01	BEARING MR126ZZ		2:Others	1	1	1	1
32	*303M407220	3M407220	PULLEY 20 LF		2:Others	2	2	2	2
33	*303R707110	3R707110	HOLDER LF		2:Others	1	1	1	1
34	*303M407210	3M407210	SHAFT LF		2:Others	1	1	1	1
35	*303M407480	3M407480	PULLEY LF		2:Others	1	1	1	1
36	*303M407200	3M407200	PULLEY HOLDER LF		2:Others	1	1	1	1
37	*303R707180	3R707180	BELT 176 LF		2:Others	1	1	1	1
38	*2FB07330	2FB07330	STOPPER BYPASS TABLE		2:Others	1	1	1	1
39	*303M407160	3M407160	SPRING HOLDER LF		2:Others	1	1	1	1
40	*303R707070	3R707070	LEVER PF RELEASE		2:Others	1	1	1	1
41	*303JX04150	3JX04150	FELT PF COVER		2:Others	1	1	1	1
42	*5MVX111DN003	2A806250	RING STOPPER /A-49 FEED A4		2:Quantity-chg,Others	4	4	4	4
43	*302H702590	2H702590	BUSH SCREW		2:Others	3	3	3	3
44	5MVX111DN003	2A806250	RING STOPPER /A-49 FEED A4		2:Add	1	1	1	1
101	7BB200308H	BB105660	+BIND T.T P SCREW 3X8						
102	5MBP2010WXSP	E0020100	SPRING PIN / M2 X 10 S-BLK						
103	E0020080	48100208	SPRING PIN 2X8						
104	5MBP1208WXSP	E0012080	SPRING PIN /M1.2 X 8 XX						

• Parts with a Ref.No. of 500 and above in the illustration indicate they are not selected for service parts.

• イラスト中で 500 番台の Ref 番号が付いている部品はサービスパーツに選定されていません。

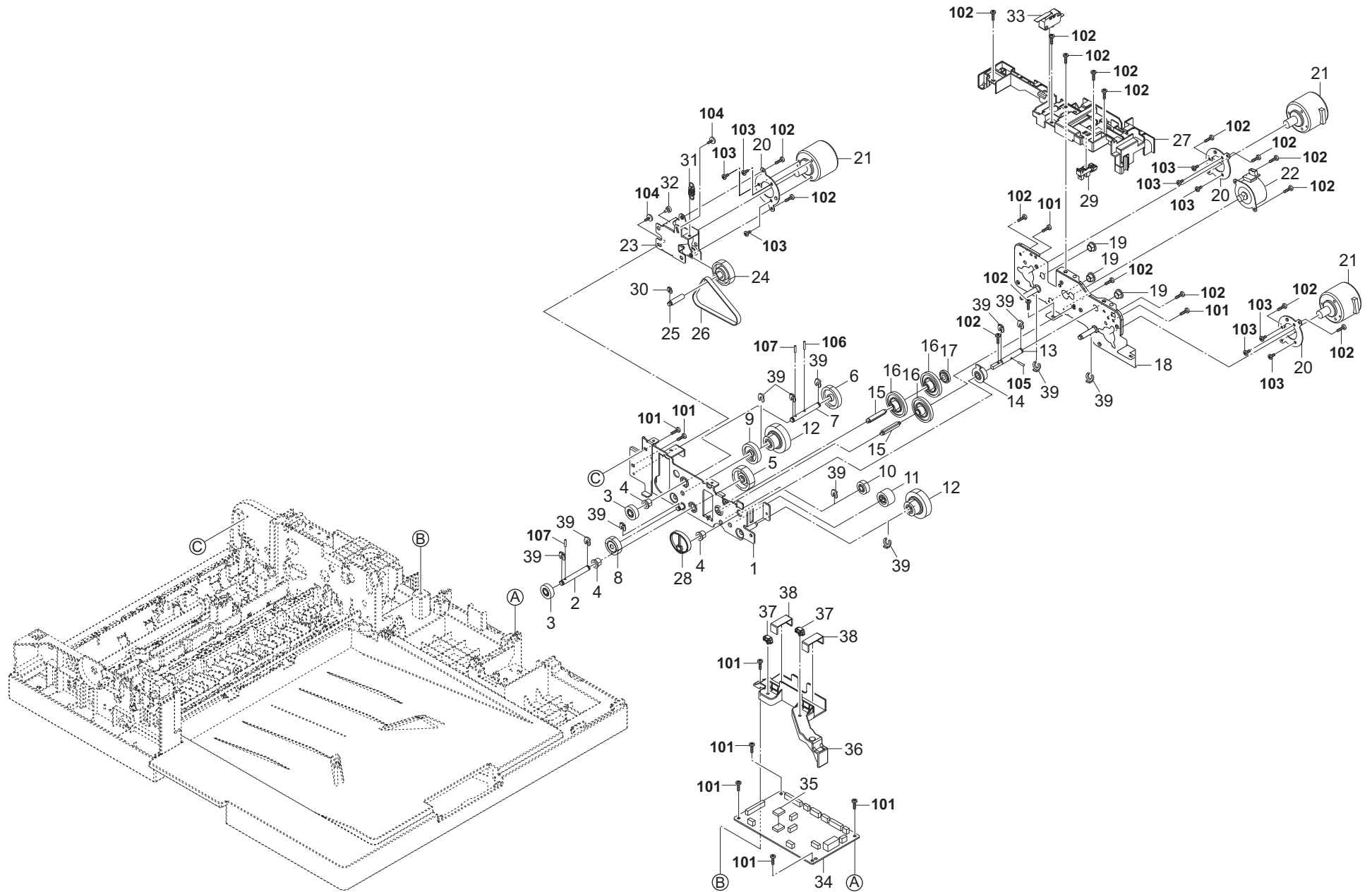


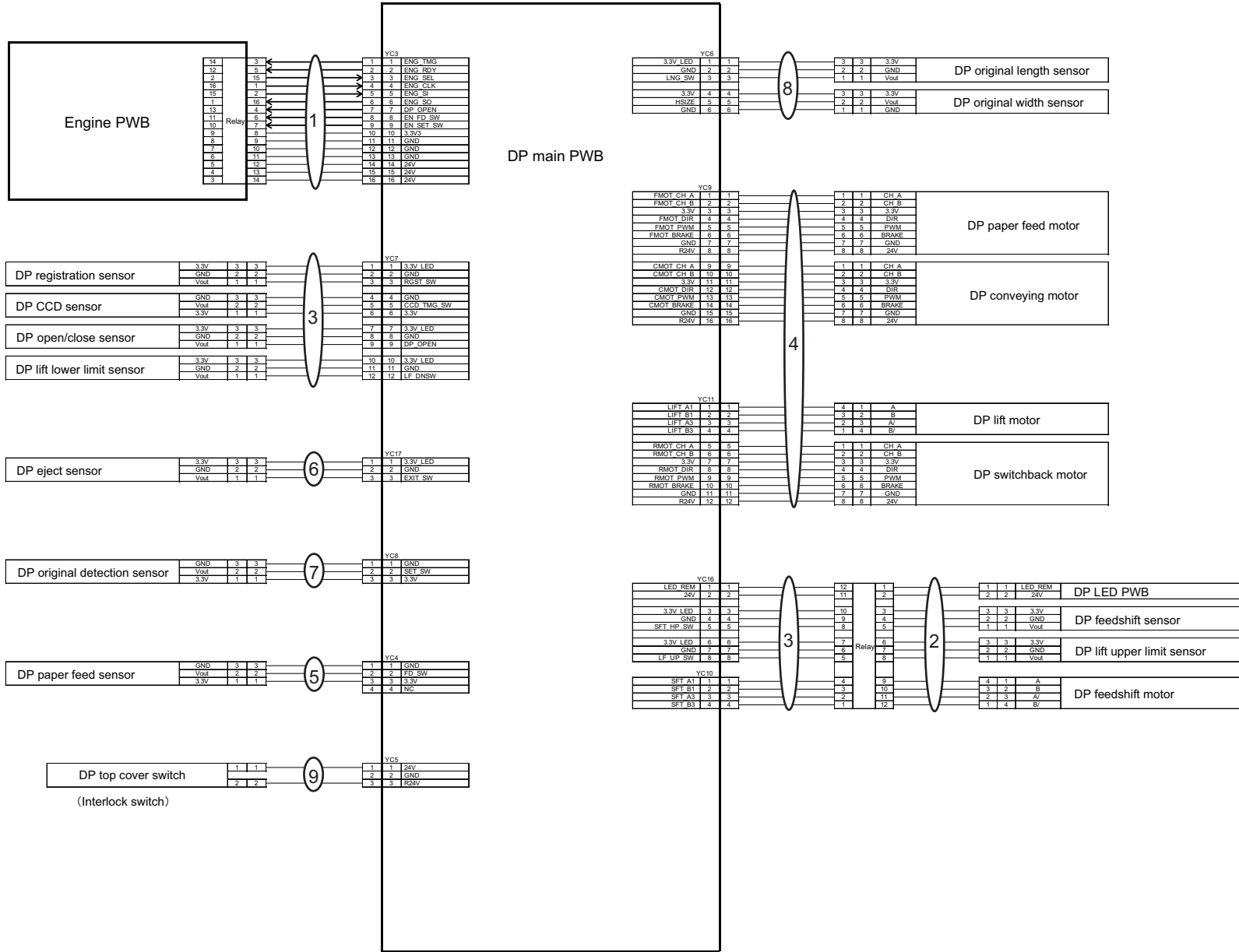
FIG. 8 Drive Section & Electrical Components

3R7-4

Ref. No. 番号	Part.No. 部品番号	Alternative. 代替部品番号	Description 部品名称	Notes 備考	Revision 改訂	Quantity 個数			
						100(日本)	120	230	240
1	303R731021	3R731021	MOUNT DRIVE B		2:Design-chg.	1	1	1	1
2	303R731140	3R731140	SHAFT SEPARATION DRIVE			1	1	1	1
3	302LK28130	2LK28130	GEAR Z16R			2	2	2	2
4	2BC06520	2BC06520	BUSHING 6,REGISTRATION			3	3	3	3
5	303R731060	3R731060	GEAR Z35R ONEWAY			1	1	1	1
6	303R731040	3R731040	GEAR Z34R			1	1	1	1
7	303R731130	3R731130	SHAFT FEED DRIVE			1	1	1	1
8	303R731270	3R731270	GEAR Z20L ONEWAY			1	1	1	1
9	302K031180	2K031180	GEAR DLP Z31R			1	1	1	1
10	302K314380	2K314380	GEAR DLP Z18L			1	1	1	1
11	302K924060	2K924060	GEAR Z22R			1	1	1	1
12	303R731071	3R731071	GEAR Z69R Z21L		2:Design-chg.	2	2	2	2
13	303R731100	3R731100	SHAFT CAM LIFT			1	1	1	1
14	303LL31260	3LL31260	GEAR Z32S LIFT			1	1	1	1
15	303R731080	3R731080	PIN LIFT DRIVE			2	2	2	2
16	303H622331	3H622331	GEAR 20/65 IDLE			3	3	3	3
17	303M807130	3M807130	COLLAR FEED			1	1	1	1
18	303R731011	3R731011	MOUNT DRIVE A		2:Design-chg.	1	1	1	1
19	302H702590	2H702590	BUSH SCREW			3	3	3	3
20	303R731300	3R731300	MOUNT MOTOR			3	3	3	3
21	303R794080	3R794080	PARTS MOTOR-BL INNER W10 SP			3	3	3	3
22	302H794310	2H794310	PARTS MOTOR ROTARY GUIDE			1	1	1	1
23	303R731030	3R731030	MOUNT CONV DRIVE			1	1	1	1
24	303R731120	3R731120	GEAR Z59R T22			1	1	1	1
25	303R731250	3R731250	SHAFT CONV DRIVE			1	1	1	1
26	303R731290	3R731290	BELT 201			1	1	1	1
27	303R702060	3R702060	GUIDE WIRE DRIVE			1	1	1	1
28	303R731090	3R731090	CAM LIFT			1	1	1	1
29	302P794010	2P794010	PARTS SENSOR OPT. SP			1	1	1	1
30	302LF12410	2LF12410	STOPPER 3			1	1	1	1
31	2BC16470	2BC16470	SPRING,CONVEYING HOOK			1	1	1	1
32	3CZ02230	3CZ02230	PIN,HOOK FULCRUM			1	1	1	1
33	2FB27160	2FB27160	INTER LOCK SWITCH			1	1	1	1
34	303R794010	3R794010	PARTS PWB DRIVER ASSY SP			1	1	1	1
35	7UMDEC016K81HQ1	UM034070	IC.EEPROM			1	1	1	1
36	303R702120	3R702120	GUIDE WIRE PWB			1	1	1	1
37	7YZM610007++H01	YZ023340	ACCESS.SADDLE			2	2	2	2
38	303LL02180	3LL02180	HOLDER WIRE A			2	2	2	2
39	5MVX111DN003	2A806250	RING STOPPER /A-49 FEED A4		4:Quantity-chg.	12	12	12	12
101	7BB200308H	BB105660	+BIND T.T P SCREW 3X8						
102	7BB700308H	BB105600	+BIND T.T S SCREW 3X8 SR						
103	7BB000303H	BB107000	+BIND M SCREW 3X3						
104	7BB606306H	BB105260	+PAN M SCREW WITH SW W 3X6 R						
105	E5120100	E5120100	PARALLEL PIN H7A 2X10 SUS						
106	5MBP2012WXSP	E0020120	SPRING PIN / M2 X 12 S-BLK						
107	5MBP2010WXSP	E0020100	SPRING PIN / M2 X 10 S-BLK						

• Parts with a Ref.No. of 500 and above in the illustration indicate they are not selected for service parts.

• イラスト中で 500 番台の Ref 番号が付いている部品はサービスパーツに選定されていません。



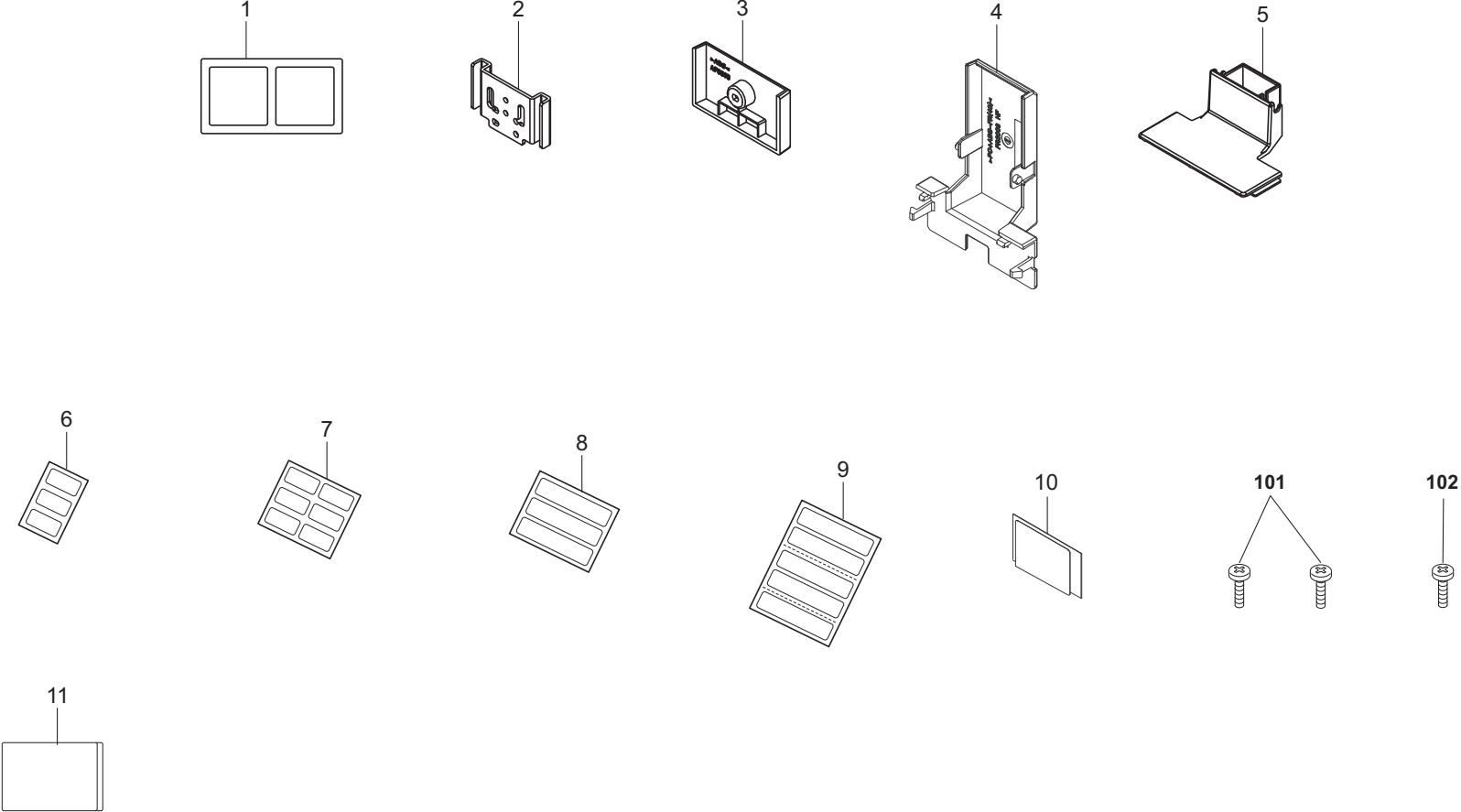


FIG. 10 Accessories

3R7-6

Ref. No. 番号	Part.No. 部品番号	Alternative. 代替部品番号	Description 部品名称	Notes 備考	Revision 改訂	Quantity 個数			
						100(日本)	120	230	240
1	303R734080	3R734080	LABEL ISU COVER			1	1	1	1
2	303R702150	3R702150	PLATE HINGE STOPPER			1	1	1	1
3	303R704060	3R704060	COVER HINGE LEFT			1	1	1	1
4	303R704101	3R704101	COVER WIRE INTERFACE A		3:Design-chg.	1	1	1	1
5	303R704110	3R704110	COVER WIRE INTERFACE B			1	1	1	1
6	303R834060	3R834060	LABEL FACE UP US				1		
7	303R834130	3R834130	LABEL FACE UP NL					1	1
8	303R734050	3R734050	LABEL CAUTION US				1		
9	303R734110	3R734110	LABEL CAUTION NL					1	1
10	303R734150	3R734150	LABEL COVER INTERFACE		3:Add	1	1	1	1
11	303R734160	3R734160	LABEL CLEANING		6:Add	1			
101	7BB200412H	BB105710	+BIND T.T P SCREW 4X12						
102	7BB782308H	BB111300	+TP-FLAT T.T S SCREW 3X8 SR(BLACK)						

• Parts with a Ref.No. of 500 and above in the illustration indicate they are not selected for service parts.

・イラスト中で 500 番台の Ref 番号が付いている部品はサービスパーツに選定されていません。

Part.No. 部品番号	Alternative. 代替部品番号	Description 部品名称	Fig.No.
28107310	28107310	BUSH 8	5
28801190	28801190	PULLEY,TIMING BELT	6
2BC06520	2BC06520	BUSHING 6,REGISTRATION	5,8
2BC06910	2BC06910	STOPPER 6	4,5
2BC16470	2BC16470	SPRING,CONVEYING HOOK	8
2BL22510	2BL22510	SPRING DRIVE CONT.	7
2FB07330	2FB07330	STOPPER BYPASS TABLE	7
2FB27160	2FB27160	INTER LOCK SWITCH	8
2FT18370	2FT18370	POLYSLIDER WASHER	3
302F925780	2F925780	SPRING DU	4
302FZ08430	2FZ08430	SPRING SOLENOID MPT	7
302FZ25740	2FZ25740	STOPPER 4	1
302H008140	2H008140	SPRING BYPASSFFED	2
302H702590	2H702590	BUSH SCREW	4,6,7,8
302H712650	2H712650	SPRING DRUM JOINT	3
302H721210	2H721210	GEAR RELEASE Z52S	6
302H794310	2H794310	PARTS MOTOR ROTARY GUIDE	6,8
302HN24360	2HN24360	SPONGE A	7
302K031180	2K031180	GEAR DLP Z31R	8
302K314380	2K314380	GEAR DLP Z18L	8
302K324450	2K324450	BUSH 6	4,7
302K924060	2K924060	GEAR Z22R	8
302K928190	2K928190	SPRING-TORSION SWITCHBACK	4,5
302K931080	2K931080	WIRE STOPPER	4,6
302KA28040	2KA28040	SPRING SOL	2
302LF12410	2LF12410	STOPPER 3	8
302LK28130	2LK28130	GEAR Z16R	8
302LV12110	2LV12110	SPRING CLN ROLL L	7
302N904100	2N904100	CLEANER CLOTH	1
302NG06180	2NG06180	GEAR FEED Z27	6
302P794010	2P794010	PARTS SENSOR OPT. SP	3,6,8
302R406050	2R406050	SPRING PICKUP	7
303H607280	3H607280	PULLEY TENSION	7
303H622331	3H622331	GEAR 20/65 IDLE	8
303J902370	3J902370	CUSHION ORIGINAL MAT	2
303J906031	3J906031	SPRING SEPARATION	2
303JC04201	3JC04201	PLATE ORIGINAL	1
303JX02090	3JX02090	SPRING PUSH SW	2
303JX04150	3JX04150	FELT PF COVER	7
303JX06260	3JX06260	PAD LIFT	4
303JX31170	3JX31170	GEAR 20 R ONEWAY	5
303JY28280	3JY28280	CUSHION EJECT GUIDE B	4,7
303K502130	3K502130	STATIC ELIMINATOR EJECT	4
303LJ02260	3LJ02260	CUSHION GUIDE	5
303LJ07060	3LJ07060	LEVER PUSH DU	7
303LL02150	3LL02150	HOLDER SPRING PUSH SW	2
303LL02180	3LL02180	HOLDER WIRE A	8
303LL02390	3LL02390	PUSH SW	2
303LL02530	3LL02530	CUSHION ORIGINAL MAT	2
303LL07170	3LL07170	SPRING REGISTRATION	7
303LL07190	3LL07190	PULLEY SEPARATION	4

Part.No. 部品番号	Alternative. 代替部品番号	Description 部品名称	Fig.No.
303LL07521	3LL07521	TORQUE-LIMITER 400	4
303LL07531	3LL07531	BELT PF	7
303LL24190	3LL24190	PULLEY GUIDE READING	5
303LL31170	3LL31170	GEAR Z18L PF	7
303LL31190	3LL31190	GEAR Z25L REGISTRATION	4
303LL31260	3LL31260	GEAR Z32S LIFT	6,8
303LL31330	3LL31330	PULLEY 38 CONVEYING	5
303LL31390	3LL31390	SPRING TENSION CONV	6
303LL94032	3LL94032	PARTS MAT ASSY	1
303M407050	3M407050	COLLAR PF B	7
303M407060	3M407060	SHAFT BELT	7
303M407160	3M407160	SPRING HOLDER LF	7
303M407200	3M407200	PULLEY HOLDER LF	7
303M407210	3M407210	SHAFT LF	7
303M407220	3M407220	PULLEY 20 LF	7
303M407300	3M407300	LENS LED	1
303M407480	3M407480	PULLEY LF	7
303M424190	3M424190	HOLDER LEFT PULLEY	2
303M802150	3M802150	SHAFT HINGE	2
303M802320	3M802320	SPONGE ORIGINAL MAT A	2
303M807090	3M807090	JOINT PF DRIVE B	7
303M807130	3M807130	COLLAR FEED	8
303M807190	3M807190	CAP SHAFT	7
303M824121	3M824121	HOLDER RIGHT PULLEY	2
303M824130	3M824130	SHAFT GUIDE READING	5
303M824140	3M824140	SPRING GUIDE READING	5
303M824160	3M824160	GUIDE RIGHT READING	2
303M824200	3M824200	SHAFT PULLEY	2,4
303M824210	3M824210	PULLEY CONVEYING BK	2,4
303M894100	3M894100	PARTS PWB LED ASSY SP	6
303MX02021	3MX02021	CUSHION ORIGINAL MAT A	1
303NA06110	3NA06110	SPRING PICK UP	2
303NV31010	3NV31010	DIAL JAM REMOVALMENT	6
303NW94040	3NW94040	PARTS SENSOR OPT. SP	6
303NW94060	3NW94060	PARTS SENSOR OPT. SP	4
303P202010	3P202010	SPONGE MAT	2
303P724170	3P724170	PULLEY REGISTRATION	7
303R302040	3R302040	ARM PF COVER	1
303R394050	3R394050	PARTS PWB PAPER SIZE SENSOR ASSY SP	3
303R702010	3R702010	BASE DP	2
303R702030	3R702030	STAY HINGE	2
303R702040	3R702040	STAY BASE LOWER	2
303R702050	3R702050	MOUNT CUSHION	2
303R702060	3R702060	GUIDE WIRE DRIVE	8
303R702070	3R702070	HINGE RIGHT BASE	2
303R702080	3R702080	HINGE RIGHT MOUNT	2
303R702100	3R702100	TRAY SLIDE	2
303R702110	3R702110	STOPPER EJECT	2
303R702120	3R702120	GUIDE WIRE PWB	8
303R702130	3R702130	SPRING HINGE RIGHT	2
303R702140	3R702140	SHEET SHIFT PULLEY	2

Part.No. 部品番号	Alternative. 代替部品番号	Description 部 品 名 称	Fig.No.
303R702150	3R702150	PLATE HINGE STOPPER	10
303R702160	3R702160	HINGE LEFT B	2
303R702170	3R702170	CUSHION DRIVE	2
303R704010	3R704010	COVER FRONT	1
303R704020	3R704020	COVER REAR LEFT	1
303R704030	3R704030	COVER REAR RIGHT	1
303R704040	3R704040	COVER PF	7
303R704050	3R704050	COVER LEFT	2
303R704060	3R704060	COVER HINGE LEFT	10
303R704070	3R704070	LID REAR COVER	1
303R704080	3R704080	LID INNER COVER	1
303R704101	3R704101	COVER WIRE INTERFACE A	10
303R704110	3R704110	COVER WIRE INTERFACE B	10
303R706010	3R706010	TABLE MAIN	3
303R706020	3R706020	COVER TABLE	3
303R706030	3R706030	CURSOR FRONT	3
303R706040	3R706040	CURSOR REAR	3
303R706050	3R706050	COVER CURSOR	3
303R706060	3R706060	GEAR DETECTION	3
303R706070	3R706070	ACTUATOR SIZE DETECTION	3
303R706080	3R706080	COVER SIZE SWITCH	3
303R706090	3R706090	COVER TABLE WIRE	3
303R707011	3R707011	GUIDE FEED	7
303R707021	3R707021	GUIDE LIFT	4
303R707031	3R707031	HANDLE PF COVER	7
303R707040	3R707040	MOUNT PULLEY REGISTRATION	7
303R707050	3R707050	ACTUATOR HOLDER LF	7
303R707070	3R707070	LEVER PF RELEASE	7
303R707080	3R707080	GUIDE PRESS	7
303R707090	3R707090	GUIDE LOWER PF	4
303R707100	3R707100	GUIDE SEPARATION	4
303R707110	3R707110	HOLDER LF	7
303R707120	3R707120	EARTH SENSOR A	4
303R707130	3R707130	HOLDER DU PRESS	4
303R707140	3R707140	HOLDER PF	7
303R707150	3R707150	EARTH SENSOR B	4
303R707180	3R707180	BELT 176 LF	7
303R707190	3R707190	SHAFT PF DRIVE	7
303R707210	3R707210	SHAFT REGISTRATION	7
303R707220	3R707220	SHAFT PULLEY TENSION	7
303R707230	3R707230	SHAFT SEPARATION	4
303R707250	3R707250	SPRING GUIDE LIFT	4
303R707260	3R707260	SPRING BELT TENSION	7
303R707280	3R707280	SHAFT DU PRESS	4
303R707290	3R707290	STAY GUIDE LOWER PF	4
303R707301	3R707301	LEVER DU PRESS	4
303R707310	3R707310	COVER GUIDE LIFT	4
303R707320	3R707320	HOLDER GUIDE SENSOR	4
303R707340	3R707340	FILM SEPARATION	4
303R724051	3R724051	GUIDE REGIST	4
303R724060	3R724060	GUIDE READING	5

Part.No. 部品番号	Alternative. 代替部品番号	Description 部 品 名 称	Fig.No.
303R724070	3R724070	ACTUATOR REGIST SW	4
303R724080	3R724080	ACTUATOR EJECT SW	5
303R724090	3R724090	PLATE EARTH A	5
303R724100	3R724100	PLATE EARTH B	5
303R724110	3R724110	PLATE EARTH C	5
303R724120	3R724120	SHEET LEFT GUIDE	2
303R724130	3R724130	PLATE EARTH TIMING SW	6
303R724140	3R724140	COVER PI SENSOR	6
303R724150	3R724150	HOLDER LENS	1
303R724160	3R724160	PLATE EARTH D	5
303R724170	3R724170	FILM WIRE GUIDE	6
303R728020	3R728020	SHAFT EJECT PULLEY	2
303R729030	3R729030	GUIDE EJECT SHIFT A	5
303R729040	3R729040	GUIDE EJECT SHIFT B	5
303R729050	3R729050	GUIDE LOOP SHIFT	4
303R729060	3R729060	SHEET SHIFT GUIDE	5
303R729070	3R729070	SPRING SHIFT GUIDE	5
303R729080	3R729080	SPRING GUIDE EJECT	5
303R731011	3R731011	MOUNT DRIVE A	8
303R731021	3R731021	MOUNT DRIVE B	8
303R731030	3R731030	MOUNT CONV DRIVE	8
303R731040	3R731040	GEAR Z34R	8
303R731050	3R731050	GEAR Z30L	4
303R731060	3R731060	GEAR Z35R ONEWAY	8
303R731071	3R731071	GEAR Z69R Z21L	8
303R731080	3R731080	PIN LIFT DRIVE	8
303R731090	3R731090	CAM LIFT	8
303R731100	3R731100	SHAFT CAM LIFT	8
303R731110	3R731110	GEAR Z20R	5
303R731120	3R731120	GEAR Z59R T22	8
303R731130	3R731130	SHAFT FEED DRIVE	8
303R731140	3R731140	SHAFT SEPARATION DRIVE	8
303R731150	3R731150	CAM SHIFT	6
303R731160	3R731160	GUIDE FRONT WIRE	6
303R731170	3R731170	PLATE TENSION	6
303R731180	3R731180	PULLEY 24 S2M	5
303R731190	3R731190	PULLEY 30 S2M	5
303R731200	3R731200	SHAFT DIAL	6
303R731210	3R731210	GEAR Z80 Z20	6
303R731220	3R731220	SHAFT CAM SHIFT	6
303R731230	3R731230	BELT 234	6
303R731250	3R731250	SHAFT CONV DRIVE	8
303R731260	3R731260	MOUNT FRONT DRIVE	6
303R731270	3R731270	GEAR Z20L ONEWAY	8
303R731290	3R731290	BELT 201	8
303R731300	3R731300	MOUNT MOTOR	8
303R731310	3R731310	SPRING FRONT DRIVE	6
303R734010	3R734010	LABEL SIZE DIRECTION METRIC	1
303R734020	3R734020	LABEL SIZE DIRECTION INCH	1
303R734030	3R734030	LABEL ORIGINAL MAX	3
303R734040	3R734040	LABEL CAUTION JP	3

DP-7110

Rev.4
August 2017

—— CONTENTS / 目次 ——

FIG. 1	Cover	2
FIG. 2	Frame	4
FIG. 3	Table Assy	6
FIG. 4	Paper Conveying Section	8
FIG. 5	Paper Feed Section 1	11
FIG. 6	Paper Feed Section 2	13
FIG. 7	Drive&Electrical	16
FIG. 8	Wire Section	18
FIG. 9	Accessories	20
	• INDEX / 索引	22

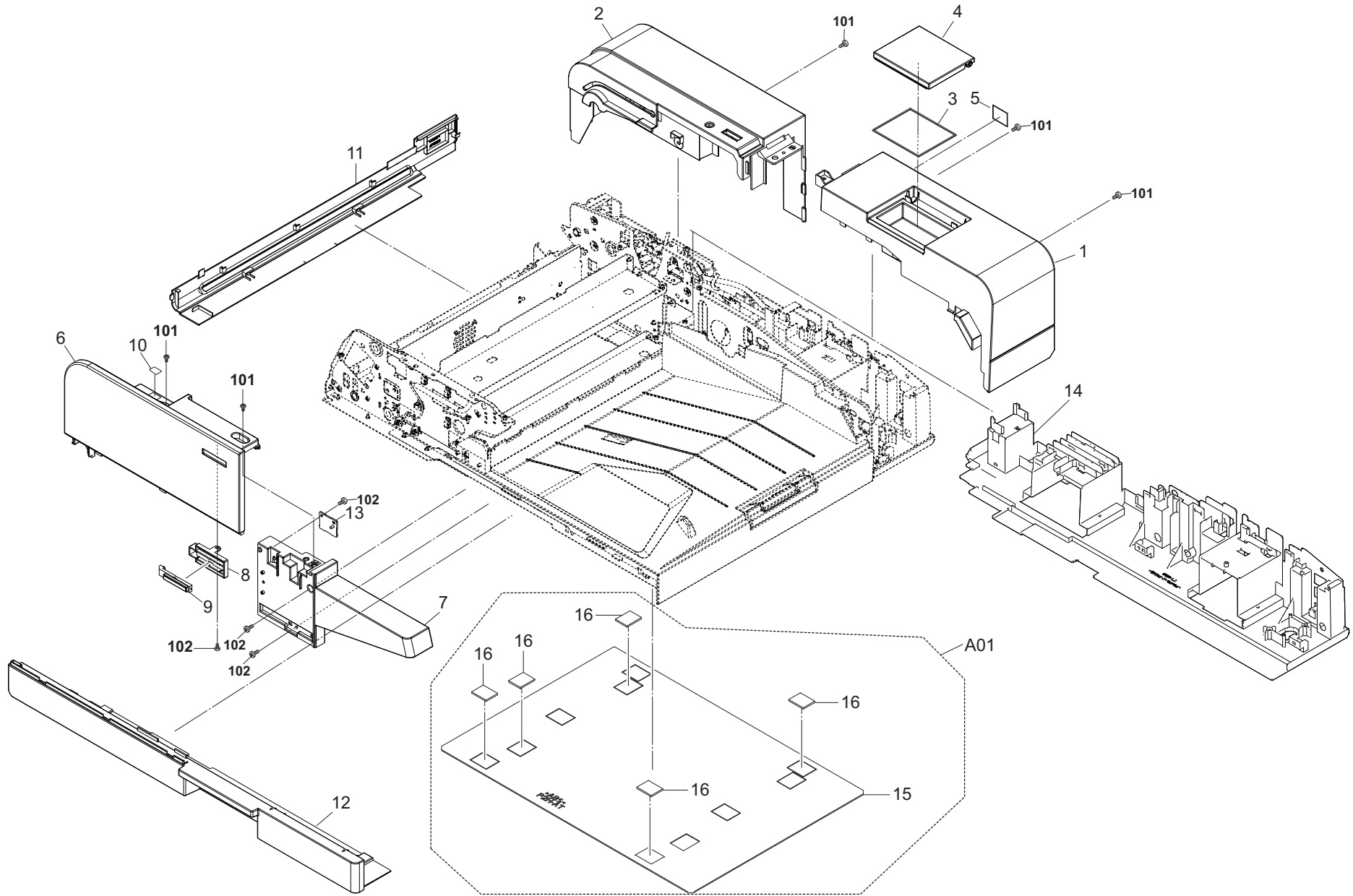


FIG. 1 Covers

3R8

Ref. No. 番号	Part.No. 部品番号	Alternative. 代替部品番号	Description 部品名称	Notes 備考	Revision 改訂	Quantity 個数			
						100(日本)	120	230	240
1	303R804080	3R804080	COVER REAR RIGHT			1	1	1	1
2	303R804070	3R804070	COVER REAR LEFT			1	1	1	1
3	302N904100	2N904100	CLEANER CLOTH			1	1	1	1
4	303R704070	3R704070	LID REAR COVER			1	1	1	1
5	303R834010	3R834010	LABEL CAUTION HINGE			1	1	1	1
6	303R804060	3R804060	COVER FRONT TOP			1	1	1	1
7	303R804030	3R804030	COVER INNER			1	1	1	1
8	303R724150	3R724150	HOLDER LENS			1	1	1	1
9	303M407300	3M407300	LENS LED			1	1	1	1
10	303M434040	3M434040	LABEL C			1	1	1	1
11	303R804020	3R804020	COVER LEFT			1	1	1	1
12	303R804090	3R804090	COVER FRONT BOTTOM			1	1	1	1
13	303M894100	3M894100	PARTS PWB LED ASSY SP			1	1	1	1
14	303R804140	3R804140	COVER HINGE BOTTOM			1	1	1	1
A01	303LL94031	3LL94031	PARTS MAT ASSY			1	1	1	1
15	*303JC04201	3JC04201	PLATE ORIGINAL			1	1	1	1
16	*303MX02021	3MX02021	CUSHION ORIGINAL MAT A			5	5	5	5
101	7BB282308H	BB111240	+TP-FLAT T.T P SCREW 3X8(BLACK)						
102	7BB780308H	BB111200	+BIND T.T S SCREW 3X8 SR(BLACK)						

• Parts with a Ref.No. of 500 and above in the illustration indicate they are not selected for service parts.

・イラスト中で 500 番台の Ref 番号が付いている部品はサービスパーツに選定されていません。

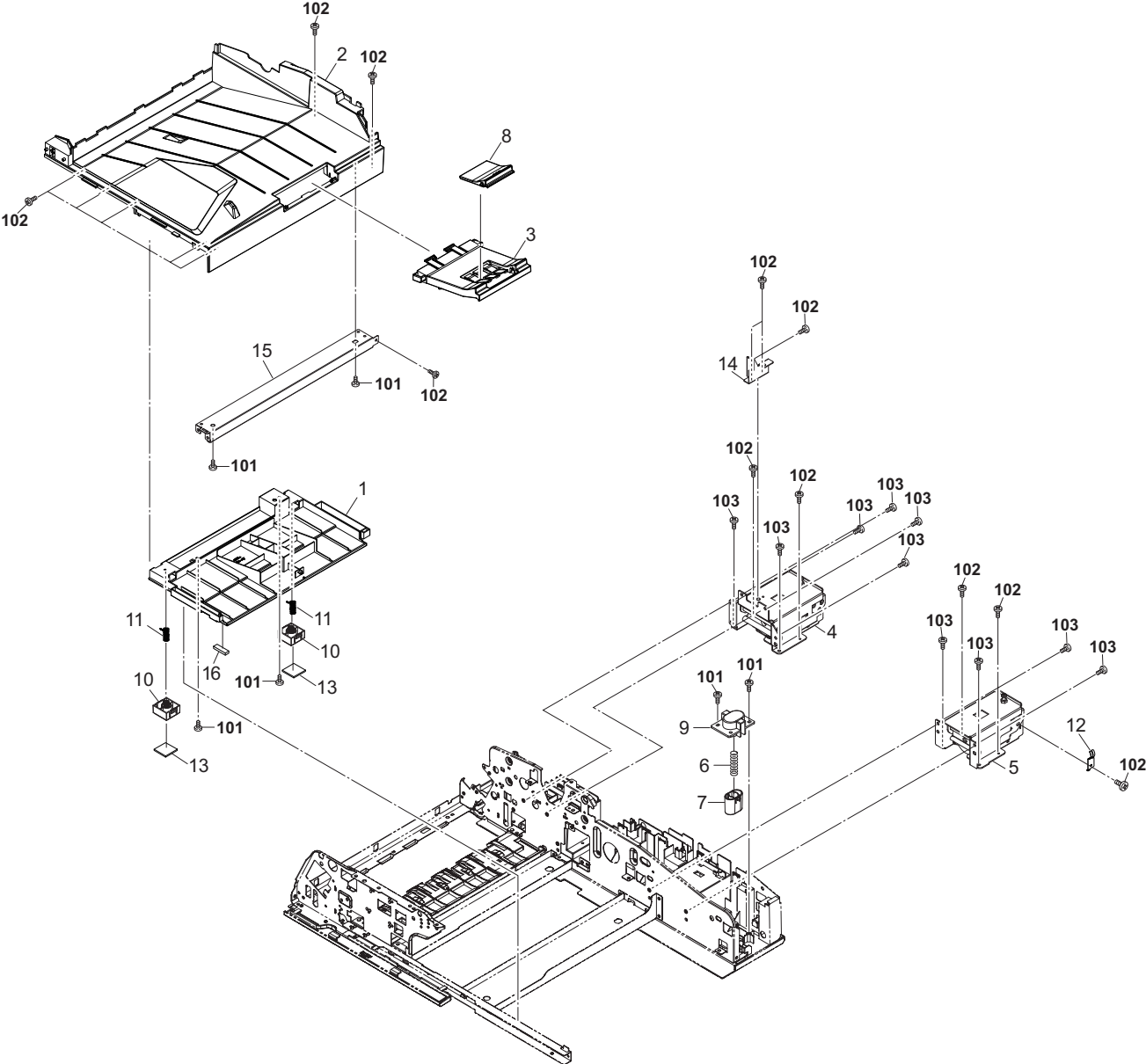


FIG. 3 Table Assy

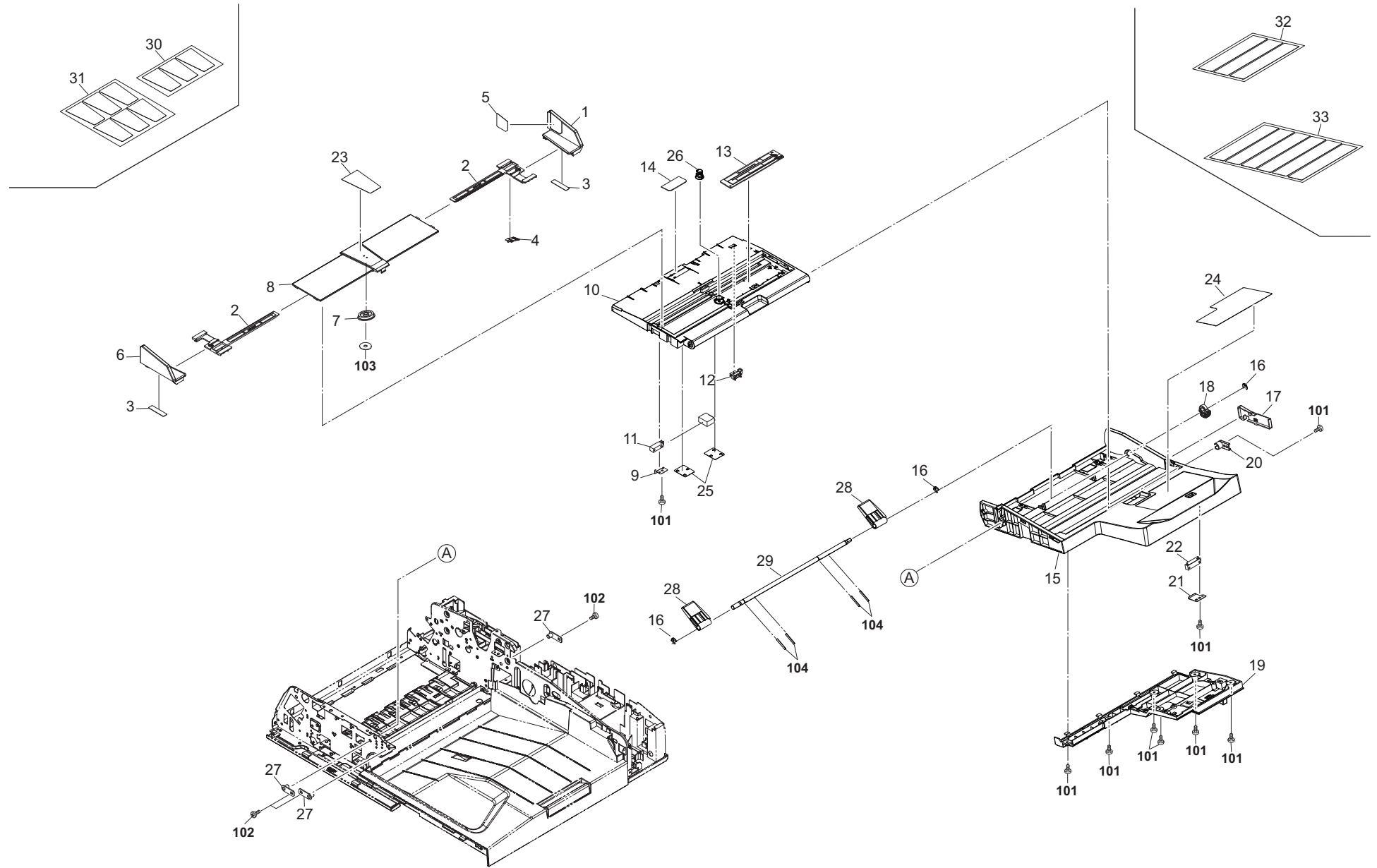


FIG. 3 Table Assy

3R8-2

Ref. No. 番号	Part.No. 部品番号	Alternative. 代替部品番号	Description 部品名称	Notes 備考	Revision 改訂	Quantity 個数			
						100(日本)	120	230	240
1	303R806020	3R806020	CURSOR REAR			1	1	1	1
2	303M406031	3M406031	RACK TABLE			2	2	2	2
3	3HL06090	3HL06090	CUSHION CURSOR			2	2	2	2
4	3HL06110	3HL06110	TERMINAL PAPER SIZE			1	1	1	1
5	303R834030	3R834030	LABEL ORIGINAL MAX			1	1	1	1
6	303R806010	3R806010	CURSOR FRONT			1	1	1	1
7	303JX06070	3JX06070	PINION GEAR			1	1	1	1
8	303R806040	3R806040	COVER CURSOR			1	1	1	1
9	303JX06090	3JX06090	SENSOR EARTH			1	1	1	1
10	303R806050	3R806050	TABLE LIFT			1	1	1	1
11	303NW94060	3NW94060	PARTS SENSOR OPT. SP			1	1	1	1
12	303M894260	3M894260	PARTS SENSOR OPT SP			1	1	1	1
13	303M894270	3M894270	PARTS PWB SIZE DETECTION ASSY SP			1	1	1	1
14	3A707290	3A707290	PAD,LIFT			1	1	1	1
15	303R806030	3R806030	BASE TABLE			1	1	1	1
16	2BC06910	2BC06910	STOPPER 6			3	3	3	3
17	303M406130	3M406130	COVER TABLE REAR			1	1	1	1
18	303M406070	3M406070	GEAR LIFT Z30			1	1	1	1
19	303R806060	3R806060	COVER TABLE			1	1	1	1
20	303M406080	3M406080	BUSH TABLE			1	1	1	1
21	303LL06090	3LL06090	MOUNT ORIGINAL SENSOR			1	1	1	1
22	303NW94050	3NW94050	PARTS SENSOR OPT. SP			1	1	1	1
23	303R834040	3R834040	LABEL FACE UP JP			1			
23	303R834050	3R834050	LABEL FACE UP EN				1	1	1
24	303R834070	3R834070	LABEL CAUTION JP			1			
24	303R834090	3R834090	LABEL CAUTION IN				1		
24	303R834100	3R834100	LABEL CAUTION ME					1	1
25	302H702540	2H702540	FILM WIRE OPE			2	2	2	2
26	302H712650	2H712650	SPRING DRUM JOINT			1	1	1	1
27	303M402210	3M402210	PIN TABLE			3	3	3	3
28	303M406050	3M406050	LEVER LIFT			2	2	2	2
29	303M406060	3M406060	SHAFT LIFT			1	1	1	1
30	303R834060	3R834060	LABEL FACE UP US				1		
31	303R834130	3R834130	LABEL FACE UP NL		2:Quantity-chg			1	
32	303R834080	3R834080	LABEL CAUTION US				1		
33	303R834120	3R834120	LABEL CAUTION NL		2:Quantity-chg			1	
101	7BB200308H	BB105660	+BIND T.T P SCREW 3X8						
102	7BB700308H	BB105600	+BIND T.T S SCREW 3X8 SR						
103	7BC06062N050H01	BC125260	POLYSLIDER 6.2X22X0.5T						
104	7BP513025B0CH01	BP125270	PARALLEL PIN 3X25						

• Parts with a Ref.No. of 500 and above in the illustration indicate they are not selected for service parts.

• イラスト中で 500 番台の Ref 番号が付いている部品はサービスパーツに選定されていません。

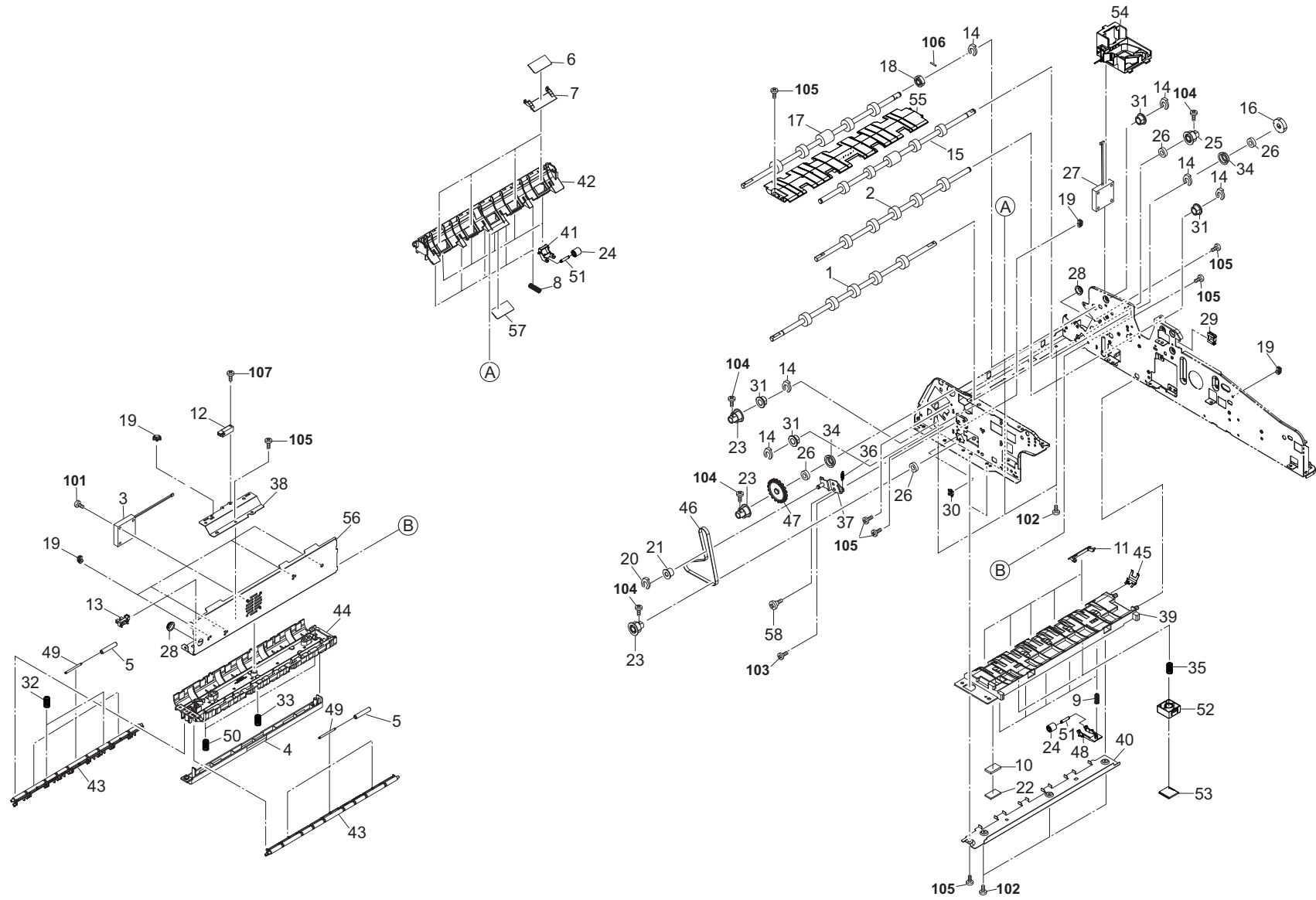


FIG. 4 Paper Conveying Section

3R8

Ref. No. 番号	Part.No. 部品番号	Alternative. 代替部品番号	Description 部品名称	Notes 備考	Revision 改訂	Quantity 個数			
						100(日本)	120	230	240
1	303M494090	3M494090	PARTS ROLLER CONVEYING LEFT SP			1	1	1	1
2	303M494100	3M494100	PARTS ROLLER CONVEYING RIGHT SP			1	1	1	1
3	302H744090	2H744090	FAN COOLING CONV			1	1	1	1
4	303M424251	3M424251	GUIDE READING			1	1	1	1
5	303LL24190	3LL24190	PULLEY GUIDE READING			6	6	6	6
6	303M424200	3M424200	SHEET LEFT READING			4	4	4	4
7	303M424210	3M424210	GUIDE LEFT READING			4	4	4	4
8	302H008140	2H008140	SPRING BYPASSFFED			5	5	5	5
9	303NA06110	3NA06110	SPRING PICK UP			5	5	5	5
10	303M802320	3M802320	SPONGE ORIGINAL MAT A			1	1	1	1
11	303M824160	3M824160	GUIDE RIGHT READING			5	5	5	5
12	303NW94040	3NW94040	PARTS SENSOR OPT. SP			1	1	1	1
13	303M894260	3M894260	PARTS SENSOR OPT SP			1	1	1	1
14	2BC06910	2BC06910	STOPPER 6			6	6	6	6
15	303M494070	3M494070	PARTS ROLLER REGISTRATION SP			1	1	1	1
16	303M431110	3M431110	GEAR Z26			1	1	1	1
17	303M494080	3M494080	PARTS ROLLER CONVEYING UPPER SP			1	1	1	1
18	303M431340	3M431340	GEAR 22 CIS IDLE			1	1	1	1
19	7YZM610007++H01	YZ023340	ACCESS.SADDLE			7	7	7	7
20	5MVX111DN003	2A806250	RING STOPPER/A-49 FEED A4			1	1	1	1
21	28801190	48928800	PULLEY,TIMING BELT			1	1	1	1
22	303J902370	3J902370	CUSHION ORIGINAL MAT			1	1	1	1
23	303LL31330	3LL31330	PULLEY 38 CONVEYING			3	3	3	3
24	303M824210	3M824210	PULLEY CONVEYING BK			10	10	10	10
25	303M431320	3M431320	PULLEY 48 CONV HIGH			1	1	1	1
26	7BE008165431H01	BE119730	BEARING 688ZZ			4	4	4	4
27	302H044120	2H044120	FAN COOLING 40-15			1	1	1	1
28	7YZM110001++H01	YZ009420	ACCESS.BUSHING			2	2	2	2
29	7YZM210005++H01	YZ037990	ACCESS.EDGING			1	1	1	1
30	7YZM210006++H01	YZ038000	ACCESS.EDGING			1	1	1	1
31	28107310	49028101	BUSH 8			4	4	4	4
32	302HN04250	2HN04250	SPRING SIDE COVER			2	2	2	2
33	302K309370	2K309370	SPRING CURSOR SET			1	1	1	1
34	302K931960	2K931960	HOLDER BEARING 688ZZ			2	2	2	2
35	303LL02430	3LL02430	SPRING PUSH MAT			2	2	2	2
36	303LL31390	3LL31390	SPRING TENSION CONV			1	1	1	1
37	303LL31520	3LL31520	PLATE TENSION EJECT			1	1	1	1
38	303M402100	3M402100	MOUNT TIMING SW			1	1	1	1
39	303M424170	3M424170	GUIDE CONV RIGHT			1	1	1	1
40	303M424180	3M424180	STAY CONV RIGHT			1	1	1	1
41	303M424190	3M424190	HOLDER LEFT PULLEY			5	5	5	5
42	303M424221	3M424221	GUIDE CONV LEFT			1	1	1	1
43	303M424261	3M424261	HOLDER READ PULLEY			2	2	2	2
44	303M424270	3M424270	GUIDE CONVEYING LOW			1	1	1	1
45	303M424280	3M424280	PLATE EARTH CONV LOWER			1	1	1	1
46	303M431270	3M431270	BELT 60S1.5M326			1	1	1	1
47	303M431280	3M431280	KNOB JAM REMOVAL			1	1	1	1
48	303M824121	3M824121	HOLDER RIGHT PULLEY			5	5	5	5

• Parts with a Ref.No. of 500 and above in the illustration indicate they are not selected for service parts.

• イラスト中で 500 番の Ref 番号が付いている部品はサービスパーツに選定されていません。

FIG. 4 Paper Conveying Section

3R8

Ref. No. 番号	Part.No. 部品番号	Alternative. 代替部品番号	Description 部品名称	Notes 備考	Revision 改訂	Quantity 個数			
						100(日本)	120	230	240
49	303M824130	3M824130	SHAFT GUIDE READING			6	6	6	6
50	303M824140	3M824140	SPRING GUIDE READING			2	2	2	2
51	303M824200	3M824200	SHAFT PULLEY			10	10	10	10
52	303LL02410	3LL02410	MOUNT CUSHION			2	2	2	2
53	303LL02530	3LL02530	CUSHION ORIGINAL MAT			2	2	2	2
54	303M402111	3M402111	HOLDER FAN			1	1	1	1
55	303M424060	3M424060	GUIDE REGIST LOWER			1	1	1	1
56	303M402060	3M402060	STAY CONVEYING			1	1	1	1
57	303M424440	3M424440	SHEET GUIDE CONV LEFT			1	1	1	1
58	3CZ02230	3CZ02230	PIN,HOOK FULCRUM			1	1	1	1
101	7BB100316H1	BB107080	+BIND T.T S SCREW 3X16						
102	7BB200308H	BB105660	+BIND T.T P SCREW 3X8						
103	7BB606308H	BB105280	+PAN M SCREW WITH SW W 3X8 R						
104	7BB607308H	BB112190	+TP-CUP M SCREW 3X8 R						
105	7BB700308H	BB105600	+BIND T.T S SCREW 3X8 SR						
106	5MBP2012WXSP	E0020120	SPRING PIN / M2 X 12 S-BLK						
107	7BB100312H1	BB112480	+BIND T.T S SCREW 3X12						

• Parts with a Ref.No. of 500 and above in the illustration indicate they are not selected for service parts.

・イラスト中で 500 番台の Ref 番号が付いている部品はサービスパーツに選定されていません。

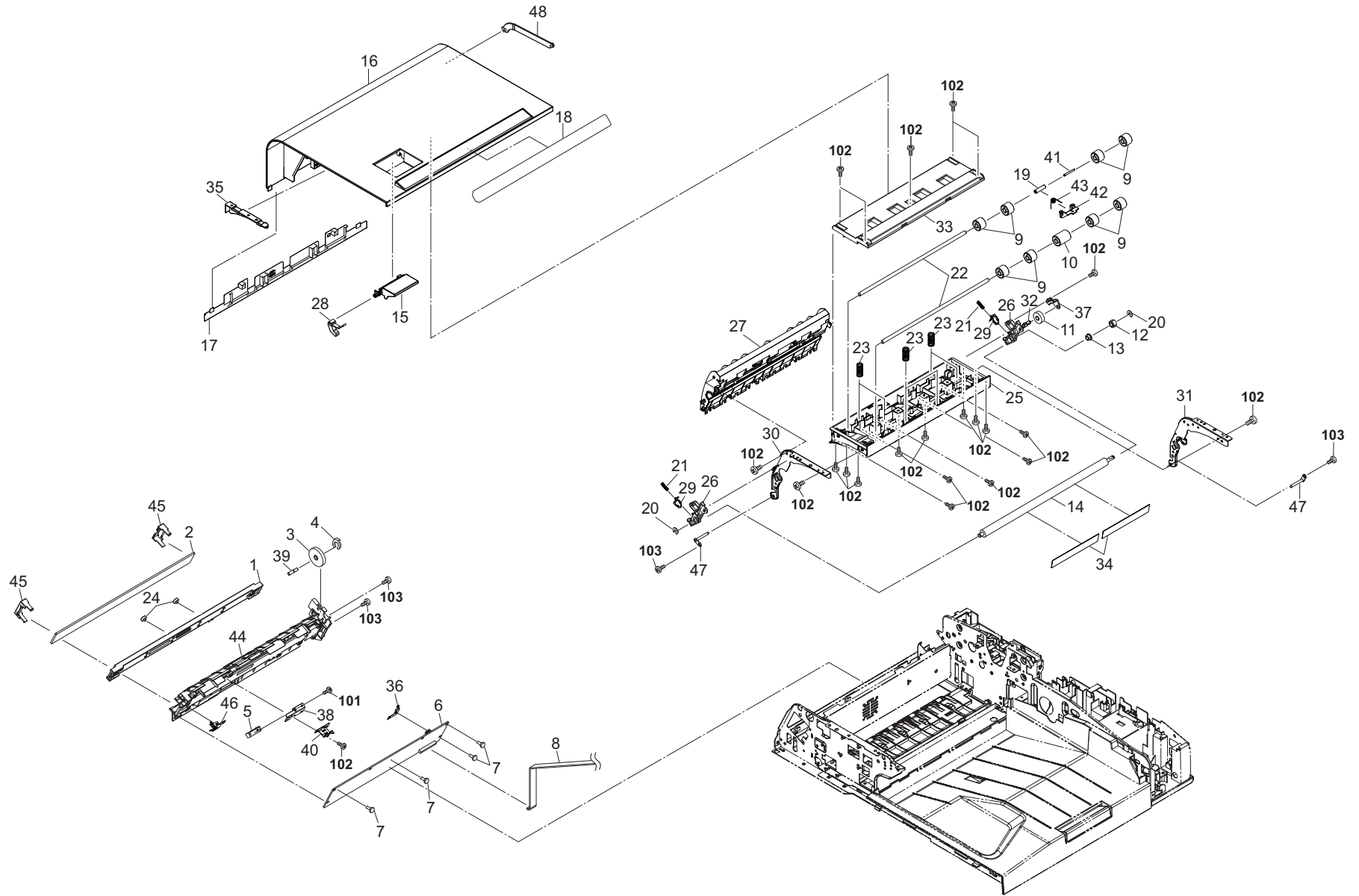


FIG. 5 Paper Feed Section 1

3R8

Ref. No. 番号	Part.No. 部品番号	Alternative. 代替部品番号	Description 部品名称	Notes 備考	Revision 改訂	Quantity 個数			
						100(日本)	120	230	240
1	303P294020	3P294020	PARTS SENSOR A3 COLOR CIS(C) SP			1	1	1	1
2	303NW24020	3NW24020	GLASS CIS			1	1	1	1
3	2BL06170	2BL06170	GEAR Z42 FEED			1	1	1	1
4	5MVX111DN003	2A806250	RING STOPPER/A-49 FEED A4			1	1	1	1
5	303NW94040	3NW94040	PARTS SENSOR OPT. SP			1	1	1	1
6	303R894020	3R894020	PARTS PWB SHD ASSY SP			1	1	1	1
7	7YZM510019++H01	YZ123830	ACCESS.SPACER			4	4	4	4
8	303R846020	303R846020	WIRE INTERFACE VIDEO			1	1	1	1
9	303M424300	3M424300	PULLEY REGISTRATION BK			8	8	8	8
10	303M424310	3M424310	PULLEY REG B BK			1	1	1	1
11	302FZ08370	2FZ08370	GEAR JOINT MPT UNIT			1	1	1	1
12	2CK17050	2CK17050	GEAR IDLE Z14S			1	1	1	1
13	302K324450	2K324450	BUSH 6			1	1	1	1
14	303M494060	3M494060	PARTS ROLLER CIS SP			1	1	1	1
15	303R804040	3R804040	HANDLE COVER PF			1	1	1	1
16	303R804051	3R804051	COVER PF			1	1	1	1
17	303R804100	3R804100	COVER PF BOTTOM			1	1	1	1
18	303R834020	3R834020	LABEL SIZE INDICATOR			1	1	1	1
19	303M424400	3M424400	PULLY CIS ROLLER			1	1	1	1
20	302FB09830	2FB09830	CUT WASHER 4			2	2	2	2
21	303H316360	3H316360	SPRING CONVEYING			2	2	2	2
22	303LL07130	3LL07130	SHAFT REGISTRATION PULLEY			2	2	2	2
23	303LL07170	3LL07170	SPRING REGISTRATION			6	6	6	6
24	303NW24050	3NW24050	SPACER CIS			2	2	2	2
25	303M407260	3M407260	GUIDE REGIST UPPER			1	1	1	1
26	303M407270	3M407270	ARM CIS ROLLER FRONT			2	2	2	2
27	303M407291	3M407291	GUIDE CIS ROLLER			1	1	1	1
28	303M407310	3M407310	LEVER HANDLE			1	1	1	1
29	303M407330	3M407330	PLATE EARTH CIS ROLLER			2	2	2	2
30	303M407340	3M407340	PLATE PF COVER FRONT			1	1	1	1
31	303M407350	3M407350	PLATE PF COVER REAR			1	1	1	1
32	303M407360	3M407360	SHAFT CIS IDLE			1	1	1	1
33	303M407370	3M407370	HOLDER REGIST PULLEY			1	1	1	1
34	303M407410	3M407410	SHEET CIS ROLLER			2	2	2	2
35	303M407510	3M407510	COVER PF FRONT			1	1	1	1
36	303NW24060	3NW24060	PLATE EARTH CIS REAR			1	1	1	1
37	303M407530	3M407530	HOLDER GEAR			1	1	1	1
38	303M424130	3M424130	MOUNT CIS SW			1	1	1	1
39	303M424240	3M424240	SHAFT CIS IDLE			1	1	1	1
40	303M424290	3M424290	PLATE EARTH SHD PWB			1	1	1	1
41	303M424340	3M424340	SHAFT CIS PULLEY			1	1	1	1
42	303M424350	3M424350	HOLDER CIS PULLEY			1	1	1	1
43	303M424420	3M424420	SPRING CIS PULLEY			1	1	1	1
44	303NW24012	3NW24012	HOUSING CIS			1	1	1	1
45	303NW24030	3NW24030	STOPPER CIS GLASS			2	2	2	2
46	303NW24040	3NW24040	PLATE EARTH CIS			1	1	1	1
47	303LL02190	3LL02190	PIN PF COVER			2	2	2	2
48	303M407380	3M407380	STRAP PF COVER			1	1	1	1
101	7BB100312H1	BB112480	+BIND T.T S SCREW 3X12						
102	7BB200308H	BB105660	+BIND T.T P SCREW 3X8						
103	7BB700308H	BB105600	+BIND T.T S SCREW 3X8 SR						

• Parts with a Ref.No. of 500 and above in the illustration indicate they are not selected for service parts.

• イラスト中で 500 番台の Ref 番号が付いている部品はサービスパーツに選定されていません。

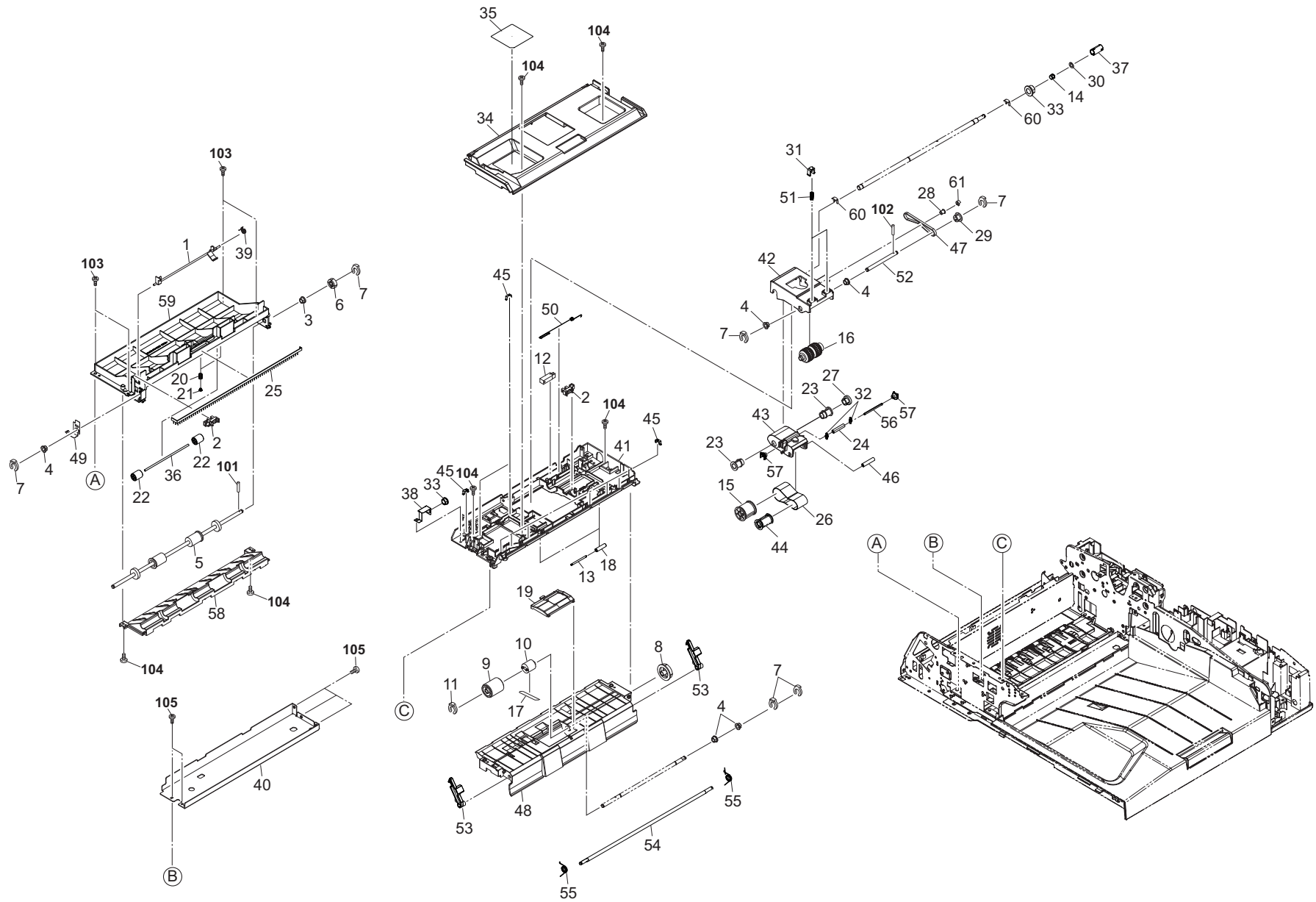


FIG. 6 Paper Feed Section 2

Ref. No. 番号	Part.No. 部品番号	Alternative. 代替部品番号	Description 部品名称	Notes 備考	Revision 改訂	Quantity 個数			
						100(日本)	120	230	240
1	303M429040	3M429040	ACTUATOR EJECT SW			1	1	1	1
2	303M894260	3M894260	PARTS SENSOR OPT SP			2	2	2	2
3	302H702590	2H702590	BUSH SCREW			1	1	1	1
4	302K324450	2K324450	BUSH 6			5	5	5	5
5	303M494110	3M494110	PARTS ROLLER EJECT SP			1	1	1	1
6	3H622020	3H622020	GEAR CIS ROLLER 20			1	1	1	1
7	5MVX111DN003	2A806250	RING STOPPER/A-49 FEED A4			6	6	6	6
8	303M407110	3M407110	GEAR Z33			1	1	1	1
9	303LL07190	3LL07190	PULLEY SEPARATION			1	1	1	1
10	303JX07400	3JX07400	TORQUE LIMITER FEED			1	1	1	1
11	5MVL177DN001	2FB06810	RING STOPPER 4			1	1	1	1
12	303NW94040	3NW94040	PARTS SENSOR OPT. SP			1	1	1	1
13	303M824130	3M824130	SHAFT GUIDE READING			1	1	1	1
14	302K906180	2K906180	JOINT RETARD DRIVE			1	1	1	1
15	303NV07020	3NV07020	COLLAR PF C			1	1	1	1
16	303M407480	3M407480	PULLEY LF			1	1	1	1
17	303MW07060	3MW07060	FILM TORQUE LIMITER			1	1	1	1
18	303LL24190	3LL24190	PULLEY GUIDE READING			2	2	2	2
19	303M494200	3M494200	PARTS GUIDE SEPARATE ASSY SP			1	1	1	1
20	2C907360	2C907360	SPRING CURSOR R			2	2	2	2
21	2FM04150	5MVM163DN005	CAP SPRING /B-11 ENCLOSURE A4			2	2	2	2
22	302F929260	2F929260	PULLEY DU LOW			2	2	2	2
23	303H607131	3H607131	BUSHING PF HOLDER			2	2	2	2
24	303H607280	3H607280	PULLEY TENSION			1	1	1	1
25	303K502130	3K502130	STATIC ELIMINATOR EJECT			1	1	1	1
26	303LL07531	3LL07531	BELT PF			1	1	1	1
27	303M407080	3M407080	PULLEY 20			1	1	1	1
28	303M407200	3M407200	PULLEY HOLDER LF			1	1	1	1
29	303M407220	3M407220	PULLEY 20 LF			1	1	1	1
30	2BG22990	2BG22990	CUT WASHER 4			1	1	1	1
31	2FB07330	2FB07330	STOPPER BYPASS TABLE			2	2	2	2
32	303M407540	3M407540	SPRING BELT TENTION			2	2	2	2
33	28107310	49028101	BUSH 8			2	2	2	2
34	303M407021	3M407021	COVER PF ROLLER			1	1	1	1
35	303R834110	3R834110	LABEL JAM			1	1	1	1
36	302K324460	2K324460	SHAFT FEED			1	1	1	1
37	302K906140	2K906140	COUPLING PRIMARY FEED DRIVE			1	1	1	1
38	303M407550	3M407550	PLATE EARTH SHAFT PF			1	1	1	1
39	302K928190	2K928190	SPRING-TORSION SWITCHBACK			1	1	1	1
40	303M402070	3M402070	STAY LOOP UPPER			1	1	1	1
41	303M407011	3M407011	GUIDE UPPER			1	1	1	1
42	303M407030	3M407030	HOLDER LF			1	1	1	1
43	303M407040	3M407040	HOLDER PF			1	1	1	1
44	303M407050	3M407050	COLLAR PF B			1	1	1	1
45	302K931080	2K931080	WIRE STOPPER			9	9	9	9
46	303M407060	3M407060	SHAFT BELT			1	1	1	1
47	303M407090	3M407090	BELT 172 LF			1	1	1	1
48	303M407101	3M407101	GUIDE LOWER PF			1	1	1	1

• Parts with a Ref.No. of 500 and above in the illustration indicate they are not selected for service parts.

• イラスト中で 500 番台の Ref 番号が付いている部品はサービスパーツに選定されていません。

FIG. 6 Paper Feed Section 2

3R8

Ref. No. 番号	Part.No. 部品番号	Alternative. 代替部品番号	Description 部品名称	Notes 備考	Revision 改訂	Quantity 個数			
						100(日本)	120	230	240
49	303M429030	3M429030	PLATE EARTH EJECT			1	1	1	1
50	303M407150	3M407150	SPRING EARTH			1	1	1	1
51	303M407160	3M407160	SPRING HOLDER LF			2	2	2	2
52	303M407210	3M407210	SHAFT LF			1	1	1	1
53	303M407231	3M407231	HOOK COVER			2	2	2	2
54	303M407240	3M407240	SHAFT HOOK			1	1	1	1
55	303M407421	3M407421	SPRING HOOK FRONT			2	2	2	2
56	303M407440	3M407440	SHAFT PULLEY TENSION			1	1	1	1
57	303M407450	3M407450	SLIDER TENSION			2	2	2	2
58	303M424231	3M424231	GUIDE EJECT LOWER			1	1	1	1
59	303M429020	3M429020	GUIDE EJECT UPPER			1	1	1	1
60	5MVL177DN002	2FB06820	RING STOPPER 6			2	2	2	2
61	5MVX111DN007	2BT11070	STOPPER 3 /2BT1107 A4			1	1	1	1
101	5MBP2010WXSP	E0020100	SPRING PIN / M2 X 10 S-BLK						
102	E0020080	48100208	SPRING PIN 2X8						
103	7BB100306H1	BB105820	+BIND T.T S SCREW 3X6						
104	7BB200308H	BB105660	+BIND T.T P SCREW 3X8						
105	7BB700308H	BB105600	+BIND T.T S SCREW 3X8 SR						

• Parts with a Ref.No. of 500 and above in the illustration indicate they are not selected for service parts.

・イラスト中で 500 番台の Ref 番号が付いている部品はサービスパーツに選定されていません。

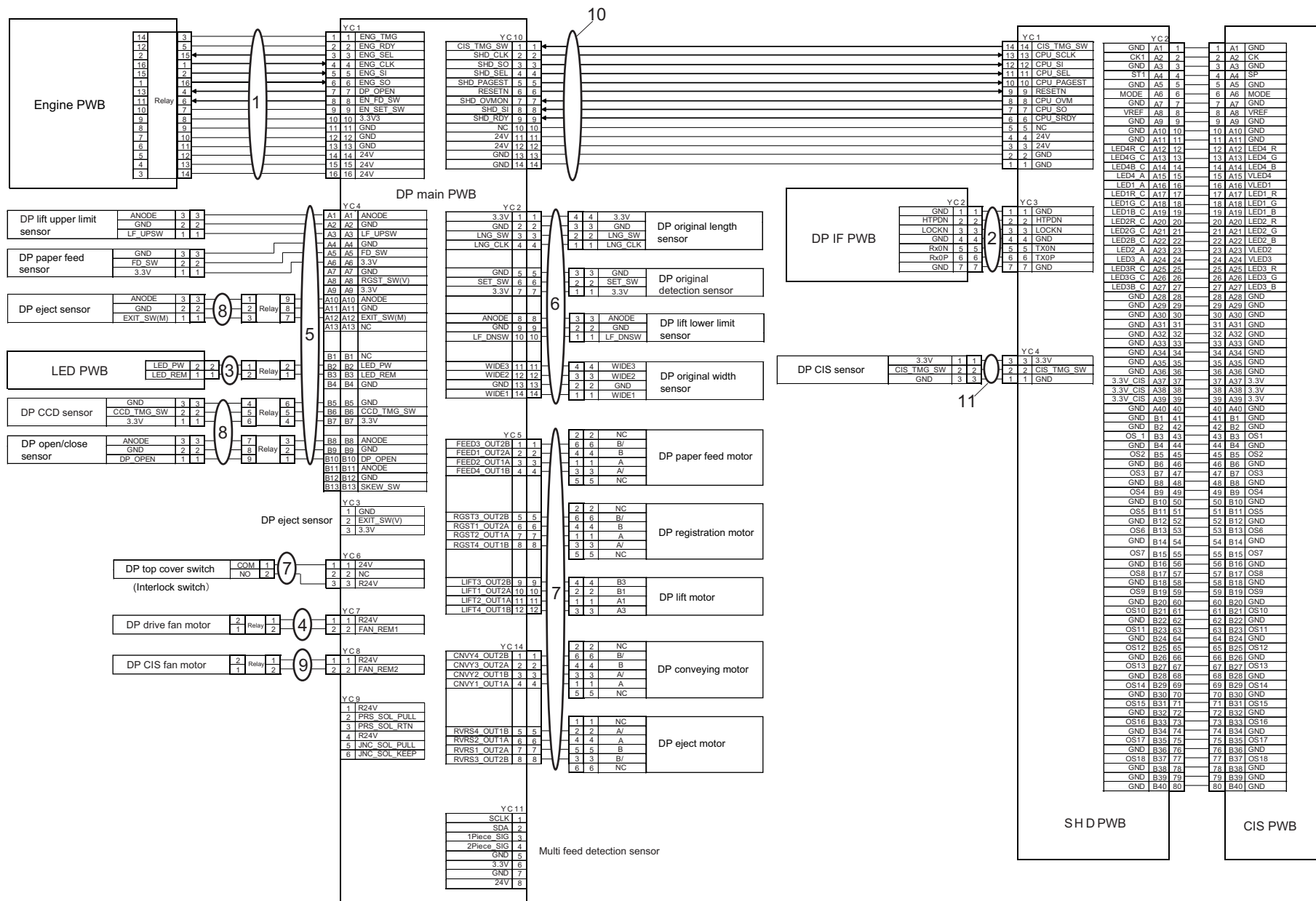
FIG. 7 Drive&Electrical

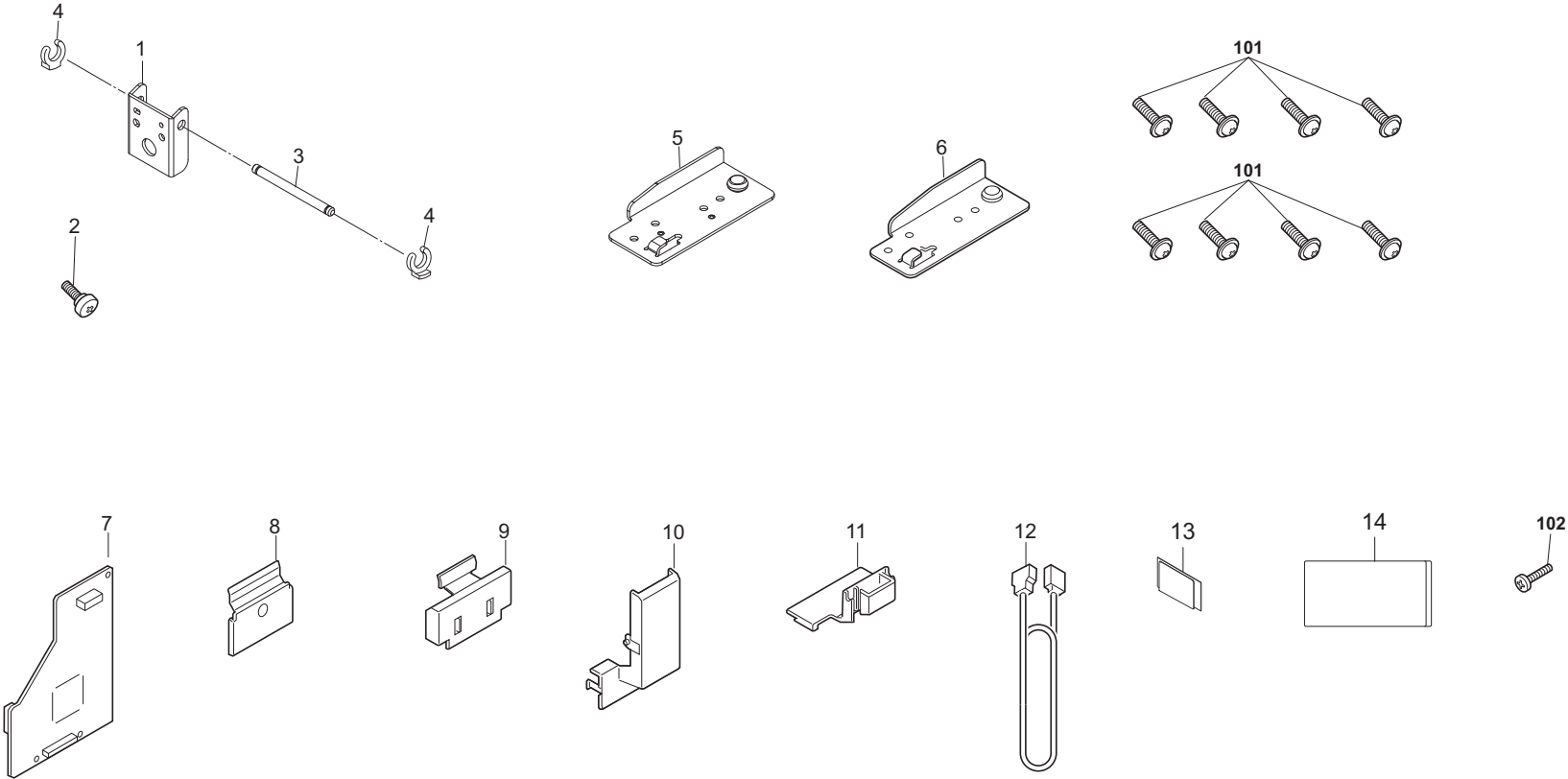
3R8

Ref. No. 番号	Part.No. 部品番号	Alternative. 代替部品番号	Description 部品名称	Notes 備考	Revision 改訂	Quantity 個数			
						100(日本)	120	230	240
1	303R894030	3R894030	PARTS PWB DRIVER ASSY SP			1	1	1	1
2	303M494041	3M494041	PARTS MOTOR CONVEYING SP			2	2	2	2
3	302KY94070	2KY94070	PARTS MOTOR DU SP			1	1	1	1
4	303M431440	3NW94031	GEAR EXIT Z43 Z20			1	1	1	1
5	302H794310	2H794310	PARTS MOTOR ROTARY GUIDE			1	1	1	1
6	303H622331	3H622331	GEAR 20/65 IDLE			1	1	1	1
7	303M494120	3M494120	PARTS GEAR Z42 SP			1	1	1	1
8	303M494130	3M494130	PARTS GEAR JOINT Z20 Z65 SP			1	1	1	1
9	3H622160	3H622160	GEAR 20 JOINT			1	1	1	1
10	303M431101	3M431101	GEAR Z43 Z22			1	1	1	1
11	302K324450	2K324450	BUSH 6			2	2	2	2
12	303M431050	3M431050	GEAR Z35			1	1	1	1
13	303M431060	3M431060	GEAR Z20 P48			1	1	1	1
14	303M431090	3M431090	GEAR Z30 Z23			1	1	1	1
15	303M431400	3M431400	GEAR Z25 Z19			1	1	1	1
16	5MVX111DN003	2A806250	RING STOPPER /A-49 FEED A4			4	4	4	4
17	303M431040	3M431040	GEAR Z22 ONEWAY			1	1	1	1
18	3HK22040	3HK22040	GR 33 CONV			1	1	1	1
19	2FB27160	2FB27160	INTER LOCK SWITCH			1	1	1	1
20	303M431300	3M431300	MOUNT CONV MOTOR A			1	1	1	1
21	303M494182	3M494182	PARTS MOTOR REGISTRATION SP			1	1	1	1
22	2BG22990	2BG22990	CUT WASHER 4			1	1	1	1
23	303LL02330	3LL02330	HOLDER WIRE D			8	8	8	8
24	303M406160	3M406160	TORQUE-LIMITER 1000			1	1	1	1
25	7YZM610007++H01	YZ023340	ACCESS.SADDLE			6	6	6	6
26	2BC16470	2BC16470	SPRING,CONVEYING HOOK			1	1	1	1
27	302K906180	2K906180	JOINT RETARD DRIVE			1	1	1	1
28	303LL02180	3LL02180	HOLDER WIRE A			1	1	1	1
29	303M431013	3M431013	MOUNT PF DRIVE			1	1	1	1
30	303M431021	3M431021	PLATE PF DRIVE			1	1	1	1
31	303M431200	3M431200	MOUNT LOOP DRIVE			1	1	1	1
32	303M431120	3M431120	BELT 146			1	1	1	1
33	303M431141	3M431141	MOUNT LIFT DRIVE			1	1	1	1
34	303M431150	3M431150	COVER LIFT DRIVE			1	1	1	1
35	303M431230	3M431230	PIN LIFT DRIVE A			3	3	3	3
36	303M431311	3M431311	MOUNT CONV MOTOR B			1	1	1	1
37	303M431360	3M431360	SHAFT PF DRIVE C			4	4	4	4
38	303M431390	3M431390	SHAFT PF DRIVE F			1	1	1	1
39	303M431410	3M431410	MOUNT INTERLOCK SW			1	1	1	1
40	303M431290	3M431290	BELT 60S1.5M161			1	1	1	1
41	3CZ02230	3CZ02230	PIN,HOOK FULCRUM			1	1	1	1
42	303R894040	3R894040	PARTS IC.EEPROM SP			1	1	1	1
101	7BB000306H	BB106880	+BIND M SCREW 3X6						
102	7BB200308H	BB105660	+BIND T.T P SCREW 3X8						
103	7BB606308H	BB105280	+PAN M SCREW WITH SW W 3X8 R						
104	7BB700308H	BB105600	+BIND T.T S SCREW 3X8 SR						

• Parts with a Ref.No. of 500 and above in the illustration indicate they are not selected for service parts.

・イラスト中で 500 番の Ref 番号が付いている部品はサービスパーツに選定されていません。





Part.No. 部品番号	Alternative. 代替部品番号	Description 部品名称	Fig.No.
28107310	49028101	BUSH 8	4,6
28801190	48928800	PULLEY,TIMING BELT	4
2BC06910	2BC06910	STOPPER 6	3,4
2BC16470	2BC16470	SPRING,CONVEYING HOOK	7
2BG22990	2BG22990	CUT WASHER 4	6,7
2BL06170	2BL06170	GEAR Z42 FEED	5
2C907360	2C907360	SPRING CURSOR R	6
2CK17050	2CK17050	GEAR IDLE Z14S	5
2FB07330	2FB07330	STOPPER BYPASS TABLE	6
2FB27160	2FB27160	INTER LOCK SWITCH	7
2FM04150	5MVM163DN005	CAP SPRING /B-11 ENCLOSURE A4	6
302F929260	2F929260	PULLEY DU LOW	6
302FB09830	2FB09830	CUT WASHER 4	5
302FZ08370	2FZ08370	GEAR JOINT MPT UNIT	5
302H008140	2H008140	SPRING BYPASSFFED	4
302H044120	2H044120	FAN COOLING 40-15	4
302H702540	2H702540	FILM WIRE OPE	3
302H702590	2H702590	BUSH SCREW	6
302H712650	2H712650	SPRING DRUM JOINT	3
302H744090	2H744090	FAN COOLING CONV	4
302H794310	2H794310	PARTS MOTOR ROTARY GUIDE	7
302HN04250	2HN04250	SPRING SIDE COVER	4
302K309370	2K309370	SPRING CURSOR SET	4
302K324450	2K324450	BUSH 6	5,6,7
302K324460	2K324460	SHAFT FEED	6
302K906140	2K906140	COUPLING PRIMARY FEED DRIVE	6
302K906180	2K906180	JOINT RETARD DRIVE	6,7
302K928190	2K928190	SPRING-TORSION SWITCHBACK	6
302K931080	2K931080	WIRE STOPPER	6
302K931960	2K931960	HOLDER BEARING 688ZZ	4
302KY94070	2KY94070	PARTS MOTOR DU SP	7
302N246010	2N246010	WIRE PANEL DATA JOINT	9
302N904100	2N904100	CLEANER CLOTH	1
303H316360	3H316360	SPRING CONVEYING	5
303H607131	3H607131	BUSHING PF HOLDER	6
303H607280	3H607280	PULLEY TENSION	6
303H622331	3H622331	GEAR 20/65 IDLE	7
303J902370	3J902370	CUSHION ORIGINAL MAT	4
303JC04201	3JC04201	PLATE ORIGINAL	1
303JX02090	3JX02090	SPRING PUSH SW	2
303JX02260	3JX02260	PIN HINGE	9
303JX02391	3JX02391	SHAFT ANGLE RESTRICTION	9
303JX06070	3JX06070	PINION GEAR	3
303JX06090	3JX06090	SENSOR EARTH	3
303JX07400	3JX07400	TORQUE LIMITER FEED	6
303K502130	3K502130	STATIC ELIMINATOR EJECT	6
303LL02150	3LL02150	HOLDER SPRING PUSH SW	2
303LL02180	3LL02180	HOLDER WIRE A	7
303LL02190	3LL02190	PIN PF COVER	5
303LL02330	3LL02330	HOLDER WIRE D	7
303LL02380	3LL02380	PLATE GUIDE HINGE	9

Part.No. 部品番号	Alternative. 代替部品番号	Description 部品名称	Fig.No.
303LL02390	3LL02390	PUSH SW	2
303LL02410	3LL02410	MOUNT CUSHION	2,4
303LL02430	3LL02430	SPRING PUSH MAT	2,4
303LL02520	3LL02520	GROUND PLATE HINGE	2
303LL02530	3LL02530	CUSHION ORIGINAL MAT	2,4
303LL06090	3LL06090	MOUNT ORIGINAL SENSOR	3
303LL07130	3LL07130	SHAFT REGISTRATION PULLEY	5
303LL07170	3LL07170	SPRING REGISTRATION	5
303LL07190	3LL07190	PULLEY SEPARATION	6
303LL07531	3LL07531	BELT PF	6
303LL24190	3LL24190	PULLEY GUIDE READING	4,6
303LL31330	3LL31330	PULLEY 38 CONVEYING	4
303LL31390	3LL31390	SPRING TENSION CONV	4
303LL31520	3LL31520	PLATE TENSION EJECT	4
303LL94031	3LL94031	PARTS MAT ASSY	1
303M402021	3M402021	HINGE LEFT	2
303M402031	3M402031	HINGE RIGHT	2
303M402060	3M402060	STAY CONVEYING	4
303M402070	3M402070	STAY LOOP UPPER	6
303M402100	3M402100	MOUNT TIMING SW	4
303M402111	3M402111	HOLDER FAN	4
303M402170	3M402170	PLATE ANGLE	9
303M402180	3M402180	PLATE HINGE UPPER	2
303M402190	3M402190	STAY EJECT TRAY	2
303M402200	3M402200	PLATE GUIDE HINGE	9
303M402210	3M402210	PIN TABLE	3
303M404070	3M404070	COVER HINGE LEFT	9
303M406031	3M406031	RACK TABLE	3
303M406050	3M406050	LEVER LIFT	3
303M406060	3M406060	SHAFT LIFT	3
303M406070	3M406070	GEAR LIFT Z30	3
303M406080	3M406080	BUSH TABLE	3
303M406130	3M406130	COVER TABLE REAR	3
303M406160	3M406160	TORQUE-LIMITER 1000	7
303M407011	3M407011	GUIDE UPPER	6
303M407021	3M407021	COVER PF ROLLER	6
303M407030	3M407030	HOLDER LF	6
303M407040	3M407040	HOLDER PF	6
303M407050	3M407050	COLLAR PF B	6
303M407060	3M407060	SHAFT BELT	6
303M407080	3M407080	PULLEY 20	6
303M407090	3M407090	BELT 172 LF	6
303M407101	3M407101	GUIDE LOWER PF	6
303M407110	3M407110	GEAR Z33	6
303M407150	3M407150	SPRING EARTH	6
303M407160	3M407160	SPRING HOLDER LF	6
303M407200	3M407200	PULLEY HOLDER LF	6
303M407210	3M407210	SHAFT LF	6
303M407220	3M407220	PULLEY 20 LF	6
303M407231	3M407231	HOOK COVER	6
303M407240	3M407240	SHAFT HOOK	6

Part.No. 部品番号	Alternative. 代替部品番号	Description 部品名称	Fig.No.
303M407260	3M407260	GUIDE REGIST UPPER	5
303M407270	3M407270	ARM CIS ROLLER FRONT	5
303M407291	3M407291	GUIDE CIS ROLLER	5
303M407300	3M407300	LENS LED	1
303M407310	3M407310	LEVER HANDLE	5
303M407330	3M407330	PLATE EARTH CIS ROLLER	5
303M407340	3M407340	PLATE PF COVER FRONT	5
303M407350	3M407350	PLATE PF COVER REAR	5
303M407360	3M407360	SHAFT CIS IDLE	5
303M407370	3M407370	HOLDER REGIST PULLEY	5
303M407380	3M407380	STRAP PF COVER	5
303M407410	3M407410	SHEET CIS ROLLER	5
303M407421	3M407421	SPRING HOOK FRONT	6
303M407440	3M407440	SHAFT PULLEY TENSION	6
303M407450	3M407450	SLIDER TENSION	6
303M407480	3M407480	PULLEY LF	6
303M407510	3M407510	COVER PF FRONT	5
303M407530	3M407530	HOLDER GEAR	5
303M407540	3M407540	SPRING BELT TENTION	6
303M407550	3M407550	PLATE EARTH SHAFT PF	6
303M424060	3M424060	GUIDE REGIST LOWER	4
303M424130	3M424130	MOUNT CIS SW	5
303M424170	3M424170	GUIDE CONV RIGHT	4
303M424180	3M424180	STAY CONV RIGHT	4
303M424190	3M424190	HOLDER LEFT PULLEY	4
303M424200	3M424200	SHEET LEFT READING	4
303M424210	3M424210	GUIDE LEFT READING	4
303M424221	3M424221	GUIDE CONV LEFT	4
303M424231	3M424231	GUIDE EJECT LOWER	6
303M424240	3M424240	SHAFT CIS IDLE	5
303M424251	3M424251	GUIDE READING	4
303M424261	3M424261	HOLDER READ PULLEY	4
303M424270	3M424270	GUIDE CONVEYING LOW	4
303M424280	3M424280	PLATE EARTH CONV LOWER	4
303M424290	3M424290	PLATE EARTH SHD PWB	5
303M424300	3M424300	PULLEY REGISTRATION BK	5
303M424310	3M424310	PULLEY REG B BK	5
303M424340	3M424340	SHAFT CIS PULLEY	5
303M424350	3M424350	HOLDER CIS PULLEY	5
303M424400	3M424400	PULLY CIS ROLLER	5
303M424420	3M424420	SPRING CIS PULLEY	5
303M424440	3M424440	SHEET GUIDE CONV LEFT	4
303M429020	3M429020	GUIDE EJECT UPPER	6
303M429030	3M429030	PLATE EARTH EJECT	6
303M429040	3M429040	ACTUATOR EJECT SW	6
303M431013	3M431013	MOUNT PF DRIVE	7
303M431021	3M431021	PLATE PF DRIVE	7
303M431040	3M431040	GEAR Z22 ONEWAY	7
303M431050	3M431050	GEAR Z35	7
303M431060	3M431060	GEAR Z20 P48	7
303M431090	3M431090	GEAR Z30 Z23	7

Part.No. 部品番号	Alternative. 代替部品番号	Description 部品名称	Fig.No.
303M431101	3M431101	GEAR Z43 Z22	7
303M431110	3M431110	GEAR Z26	4
303M431120	3M431120	BELT 146	7
303M431141	3M431141	MOUNT LIFT DRIVE	7
303M431150	3M431150	COVER LIFT DRIVE	7
303M431200	3M431200	MOUNT LOOP DRIVE	7
303M431230	3M431230	PIN LIFT DRIVE A	7
303M431270	3M431270	BELT 60S1.5M326	4
303M431280	3M431280	KNOB JAM REMOVAL	4
303M431290	3M431290	BELT 60S1.5M161	7
303M431300	3M431300	MOUNT CONV MOTOR A	7
303M431311	3M431311	MOUNT CONV MOTOR B	7
303M431320	3M431320	PULLEY 48 CONV HIGH	4
303M431340	3M431340	GEAR 22 CIS IDLE	4
303M431360	3M431360	SHAFT PF DRIVE C	7
303M431390	3M431390	SHAFT PF DRIVE F	7
303M431400	3M431400	GEAR Z25 Z19	7
303M431410	3M431410	MOUNT INTERLOCK SW	7
303M431440	3NW94031	GEAR EXIT Z43 Z20	7
303M434040	3M434040	LABEL C	1
303M446030	3M446030	WIRE FEED UNIT	8
303M446040	3M446040	WIRE TABLE UNIT	8
303M446050	3M446050	WIRE MOTOR1	8
303M446080	3M446080	WIRE FRONT	8
303M446100	3M446100	WIRE CIS FAN	8
303M446110	3M446110	WIRE SHD	8
303M446120	3M446120	WIRE CISTMG	8
303M446150	3M446150	WIRE FAN	8
303M494041	3M494041	PARTS MOTOR CONVEYING SP	7
303M494060	3M494060	PARTS ROLLER CIS SP	5
303M494070	3M494070	PARTS ROLLER REGISTRATION SP	4
303M494080	3M494080	PARTS ROLLER CONVEYING UPPER SP	4
303M494090	3M494090	PARTS ROLLER CONVEYING LEFT SP	4
303M494100	3M494100	PARTS ROLLER CONVEYING RIGHT SP	4
303M494110	3M494110	PARTS ROLLER EJECT SP	6
303M494120	3M494120	PARTS GEAR Z42 SP	7
303M494130	3M494130	PARTS GEAR JOINT Z20 Z65 SP	7
303M494182	3M494182	PARTS MOTOR REGISTRATION SP	7
303M494200	3M494200	PARTS GUIDE SEPARATE ASSY SP	6
303M802320	3M802320	SPONGE ORIGINAL MAT A	4
303M824121	3M824121	HOLDER RIGHT PULLEY	4
303M824130	3M824130	SHAFT GUIDE READING	4,6
303M824140	3M824140	SPRING GUIDE READING	4
303M824160	3M824160	GUIDE RIGHT READING	4
303M824200	3M824200	SHAFT PULLEY	4
303M824210	3M824210	PULLEY CONVEYING BK	4
303M894100	3M894100	PARTS PWB LED ASSY SP	1
303M894260	3M894260	PARTS SENSOR OPT SP	3,4,6
303M894270	3M894270	PARTS PWB SIZE DETECTION ASSY SP	3
303MW07060	3MW07060	FILM TORQUE LIMITER	6
303MX02021	3MX02021	CUSHION ORIGINAL MAT A	1

Part.No. 部品番号	Alternative. 代替部品番号	Description 部品名称	Fig.No.
303NA06110	3NA06110	SPRING PICK UP	4
303NV02070	3NV02070	CUSHION BASE	2
303NV07020	3NV07020	COLLAR PF C	6
303NW24012	3NW24012	HOUSING CIS	5
303NW24020	3NW24020	GLASS CIS	5
303NW24030	3NW24030	STOPPER CIS GLASS	5
303NW24040	3NW24040	PLATE EARTH CIS	5
303NW24050	3NW24050	SPACER CIS	5
303NW24060	3NW24060	PLATE EARTH CIS REAR	5
303NW94040	3NW94040	PARTS SENSOR OPT. SP	4,5,6
303NW94050	3NW94050	PARTS SENSOR OPT. SP	3
303NW94060	3NW94060	PARTS SENSOR OPT. SP	3
303P294020	3P294020	PARTS SENSOR A3 COLOR CIS(C) SP	5
303R702100	3R702100	TRAY SLIDE	2
303R702110	3R702110	STOPPER EJECT	2
303R704070	3R704070	LID REAR COVER	1
303R704101	3R704101	COVER WIRE INTERFACE A	9
303R704110	3R704110	COVER WIRE INTERFACE B	9
303R724150	3R724150	HOLDER LENS	1
303R734150	3R734150	LABEL COVER INTERFACE	9
303R804010	3R804010	TRAY EJECT	2
303R804020	3R804020	COVER LEFT	1
303R804030	3R804030	COVER INNER	1
303R804040	3R804040	HANDLE COVER PF	5
303R804051	3R804051	COVER PF	5
303R804060	3R804060	COVER FRONT TOP	1
303R804070	3R804070	COVER REAR LEFT	1
303R804080	3R804080	COVER REAR RIGHT	1
303R804090	3R804090	COVER FRONT BOTTOM	1
303R804100	3R804100	COVER PF BOTTOM	5
303R804120	303R80412	COVER HINGE RIGHT	9
303R804130	3R804130	COVER BOTTOM RIGHT	2
303R804140	3R804140	COVER HINGE BOTTOM	1
303R806010	3R806010	CURSOR FRONT	3
303R806020	3R806020	CURSOR REAR	3
303R806030	3R806030	BASE TABLE	3
303R806040	3R806040	COVER CURSOR	3
303R806050	3R806050	TABLE LIFT	3
303R806060	3R806060	COVER TABLE	3
303R834010	3R834010	LABEL CAUTION HINGE	1
303R834020	3R834020	LABEL SIZE INDICATOR	5
303R834030	3R834030	LABEL ORIGINAL MAX	3
303R834040	3R834040	LABEL FACE UP JP	3
303R834050	3R834050	LABEL FACE UP EN	3
303R834060	3R834060	LABEL FACE UP US	3
303R834070	3R834070	LABEL CAUTION JP	3
303R834080	3R834080	LABEL CAUTION US	3
303R834090	3R834090	LABEL CAUTION IN	3
303R834100	3R834100	LABEL CAUTION ME	3
303R834110	3R834110	LABEL JAM	6
303R834120	3R834120	LABEL CAUTION NL	3

Part.No. 部品番号	Alternative. 代替部品番号	Description 部品名称	Fig.No.
303R834130	3R834130	LABEL FACE UP NL	3
303R834190	3R834190	LABEL CLEANING	9
303R846010	3R846010	WIRE INTERFACE	8
303R846020	303R846020	WIRE INTERFACE VIDEO	5,8
303R846030	3R846030	WIRE LED	8
303R894020	3R894020	PARTS PWB SHD ASSY SP	5
303R894030	3R894030	PARTS PWB DRIVER ASSY SP	7
303R894040	3R894040	PARTS IC.EEPROM SP	7
303R894050	3R894050	PARTS PWB DPIF ASSY SP	9
3A707290	3A707290	PAD,LIFT	3
3CZ02230	3CZ02230	PIN,HOOK FULCRUM	4,7
3H622020	3H622020	GEAR CIS ROLLER 20	6
3H622160	3H622160	GEAR 20 JOINT	7
3HK22040	3HK22040	GR 33 CONV	7
3HL06090	3HL06090	CUSHION CURSOR	3
3HL06110	3HL06110	TERMINAL PAPER SIZE	3
5MVL177DN001	2FB06810	RING STOPPER 4	6
5MVL177DN002	2FB06820	RING STOPPER 6	6
5MVX111DN003	2A806250	RING STOPPER/A-49 FEED A4	4,5,6,7,9
5MVX111DN007	2BT11070	STOPPER 3 /2BT1107 A4	6
7BE008165431H01	BE119730	BEARING 688ZZ	4
7YZM110001++H01	YZ009420	ACCESS.BUSHING	4
7YZM210005++H01	YZ037990	ACCESS.EDGING	4
7YZM210006++H01	YZ038000	ACCESS.EDGING	4
7YZM510019++H01	YZ123830	ACCESS.SPACER	5
7YZM610007++H01	YZ023340	ACCESS.SADDLE	4,7

DP-7120

Rev.6
August 2017

—— CONTENTS / 目次 ——

FIG. 1	Cover	2
FIG. 2	Frame	4
FIG. 3	Table Assy	6
FIG. 4	Paper Conveying Section	8
FIG. 5	Paper Feed Section 1	10
FIG. 6	Paper Feed Section 2	12
FIG. 7	Drive&Electrical	14
FIG. 8	Wire Section	16
	• INDEX / 索引	18

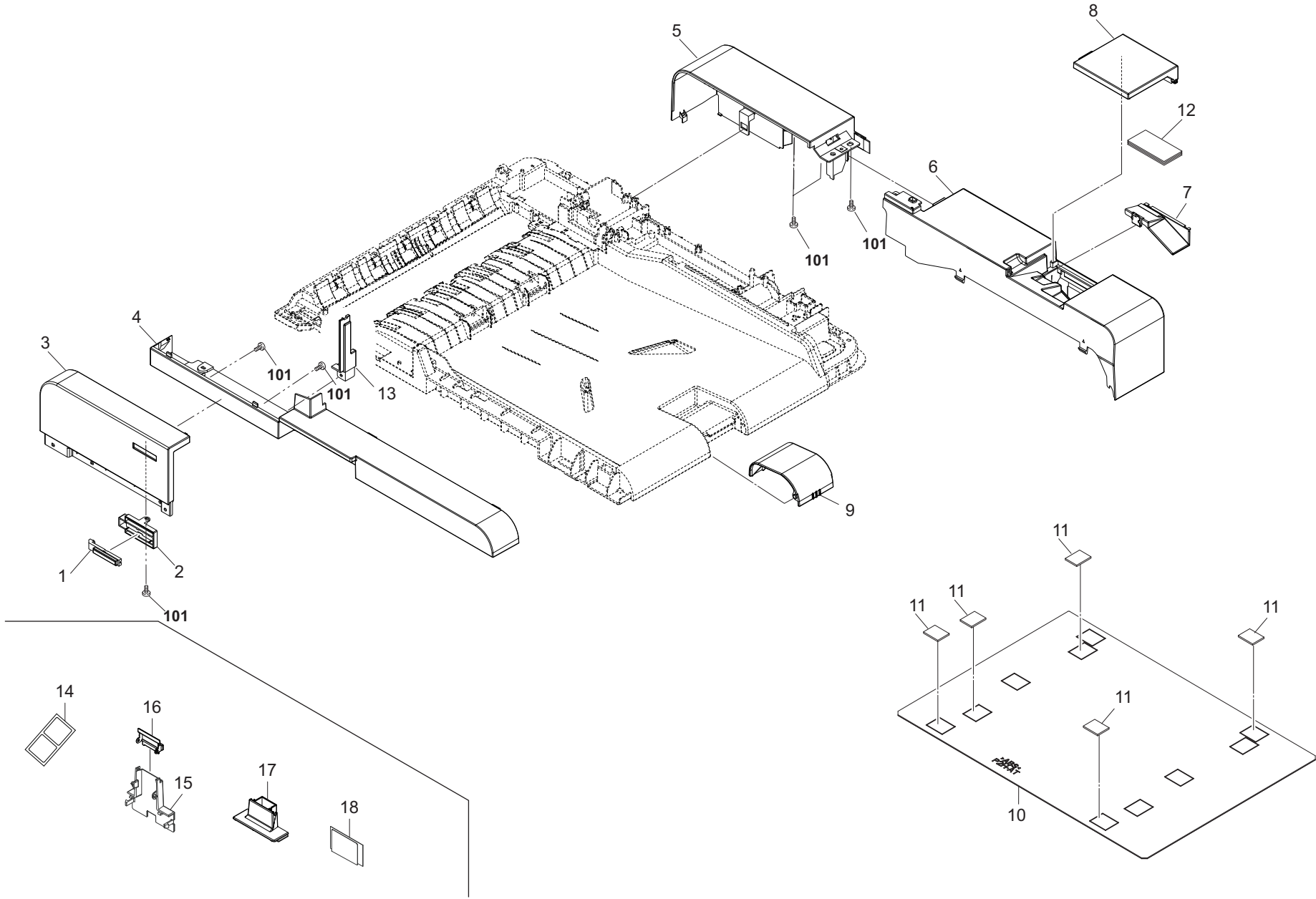


FIG. 1 Covers

3RJ-3

Ref. No. 番号	Part.No. 部品番号	Alternative. 代替部品番号	Description 部品名称	Notes 備考	Revision 改訂	Quantity 個数			
						100(日本)	120	230	240
1	303M407300	3M407300	LENS LED			1	1	1	1
2	303R724150	3R724150	HOLDER LENS			1	1	1	1
3	303RJ04010	3RJ04010	COVER FRONT A			1	1	1	1
4	303RJ04060	3RJ04060	COVER FRONT BASE			1	1	1	1
5	303RJ04030	3RJ04030	COVER REAR A			1	1	1	1
6	303RJ04040	3RJ04040	COVER REAR B			1	1	1	1
7	303RJ04140	3RJ04140	LID INNER COVER			1	1	1	1
8	303RJ04080	3RJ04080	COVER LID			1	1	1	1
9	303RJ04130	3RJ04130	STOPPER EJECT			1	1	1	1
10	303JC04201	3JC04201	PLATE ORIGINAL			1	1	1	1
11	303MX02021	3MX02021	CUSHION ORIGINAL MAT A			5	5	5	5
12	302N904100	2N904100	CLEANER CLOTH			1	1	1	1
13	303RJ04120	3RJ04120	COVER FRONT B			1	1	1	1
14	303R734080	3R734080	LABEL ISU COVER			1	1	1	1
15	303RJ04091	3RJ04091	COVER WIRE INTERFACE		3:Design-chg.	1	1	1	1
16	303RJ04100	3RJ04100	SUB COVER WIRE INTERFACE			1	1	1	1
17	303RJ04110	3RJ04110	COVER WIRE INTERFACE B			1	1	1	1
18	303R734150	3R734150	LABEL COVER INTERFACE		3:Add	1	1	1	1
101	7BB200308H	BB105660	+BIND T.T P SCREW 3X8						

• Parts with a Ref.No. of 500 and above in the illustration indicate they are not selected for service parts.

・イラスト中で 500 番台の Ref 番号が付いている部品はサービスパーツに選定されていません。

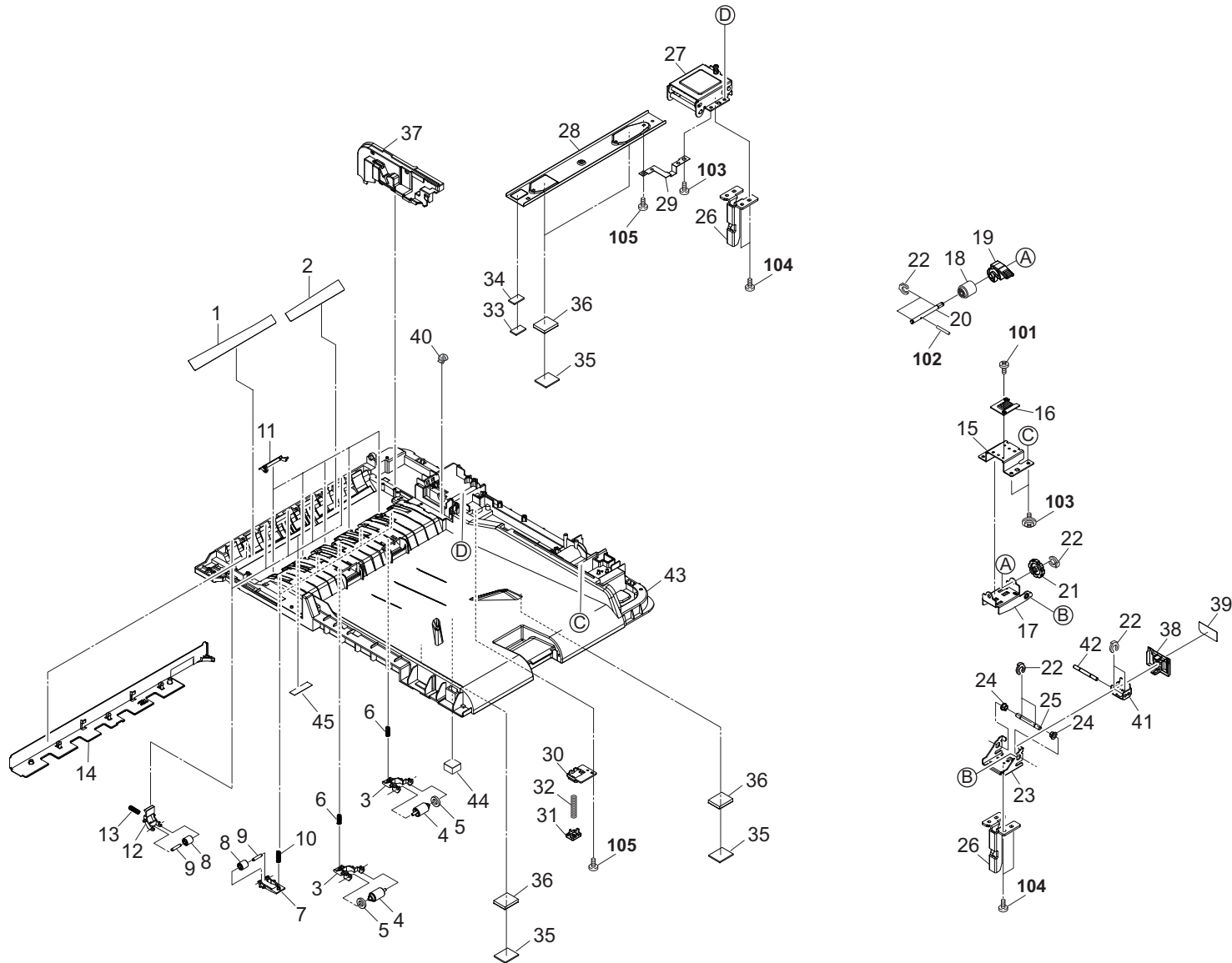


FIG. 2 Frames

3RJ

Ref. No. 番号	Part.No. 部品番号	Alternative. 代替部品番号	Description 部 品 名 称	Notes 備 考	Revision 改 訂	Quantity 個数			
						100(日本)	120	230	240
1	303M824170	3M824170	SHEET LEFT GUIDE F			1	1	1	1
2	303M824180	3M824180	SHEET LEFT GUIDE R			1	1	1	1
3	303M828030	3M828030	HOLDER PULLEY EJECT			2	2	2	2
4	303M828040	3M828040	PULLEY EJECT			2	2	2	2
5	303M828050	3M828050	SPONGE EJECT			2	2	2	2
6	302H728100	2H728100	SPRING EXIT PULLEY			2	2	2	2
7	303M824121	3M824121	HOLDER RIGHT PULLEY			5	5	5	5
8	303M824210	3M824210	PULLEY CONVEYING BK			10	10	10	10
9	303M824200	3M824200	SHAFT PULLEY			10	10	10	10
10	303J906031	3J906031	SPRING SEPARATION			5	5	5	5
11	303RJ24010	3RJ24010	GUIDE RIGHT READING			5	5	5	5
12	303M824100	3M824100	HOLDER LEFT PULLEY			5	5	5	5
13	302H008140	2H008140	SPRING BYPASSFFED			5	5	5	5
14	303RJ04070	3RJ04070	COVER LEFT			1	1	1	1
15	303M802140	3M802140	RIGHT HINGE B UPPER			1	1	1	1
16	303M802190	3M802190	RACK ADJUSTMENT SKEW			1	1	1	1
17	303M802130	3M802130	RIGHT HINGE B LOWER			1	1	1	1
18	3AK20130	3AK20130	GEAR,WORM MAIN TRAY			1	1	1	1
19	302MV04590	2MV04590	LEVER ADJUST SKEW			1	1	1	1
20	303M802170	3M802170	SHAFT ADJUST SKEW			1	1	1	1
21	302MV04580	2MV04580	HANDLE ADJUST SKEW			1	1	1	1
22	5MVX111DN003	2A806250	RING STOPPER /A-49 FEED A4			7	7	7	7
23	303M802120	3M802120	RIGHT HINGE A			1	1	1	1
24	302K324450	2K324450	BUSH 6			2	2	2	2
25	303M802150	3M802150	SHAFT HINGE			1	1	1	1
26	303M802100	3M802100	STAY HINGE			2	2	2	2
27	303M802021	3M802021	LEFT HINGE			1	1	1	1
28	303M802220	3M802220	PLATE BASE			1	1	1	1
29	303M802230	3M802230	GROUND PLATE BASE			1	1	1	1
30	3HL02230	3HL02230	MOUNT PUSH SW			1	1	1	1
31	303PH02010	3PH02010	PUSH SW DP			1	1	1	1
32	3HL02250	3HL02250	SPRING,PUSH SWITCH			1	1	1	1
33	303J902370	3J902370	CUSHION ORIGINAL MAT			1	1	1	1
34	303M802320	3M802320	SPONGE ORIGINAL MAT A			1	1	1	1
35	303MX02031	3MX02031	CUSHION ORIGINAL MAT B			4	4	4	4
36	303PH02030	3PH02030	SPONGE ORIGINAL MAT FILM			4	4	4	4
37	302MV04570	2MV04570	INNER COVER WIRE			1	1	1	1
38	303RJ04150	3RJ04150	COVER HINGE			1	1	1	1
39	303R834010	3R834010	LABEL CAUTION HINGE			1	1	1	1
40	7YZM410004++H01	YZ148350	ACCESS.BAND			1	1	1	1
41	303M802300	3M802300	PLATE LIMITATION ANGLE			1	1	1	1
42	303M802310	3M802310	SHAFT LIMITATION ANGLE			1	1	1	1
43	303RJ02030	3RJ02030	BASE DP			1	1	1	1
44	303P202010	3P202010	SPONGE MAT			1	1	1	1
45	303PH02020	3PH02020	FILM READING LEFT			1	1	1	1
101	7BB700308H	BB105600	+BIND T.T S SCREW 3X8 SR						
102	7BP512010B0CH01	BP126160	PARALLEL PIN 2.0X10						
103	7BB202410H	BB106850	+TP-FLAT T.T P SCREW 4X10						
104	7BB700410H	BB107090	+BIND T.T S SCREW 4X10 SR						
105	7BB200308H	BB105660	+BIND T.T P SCREW 3X8						

• Parts with a Ref.No. of 500 and above in the illustration indicate they are not selected for service parts.

• イラスト中で 500 番台の Ref 番号が付いている部品はサービスパーツに選定されていません。

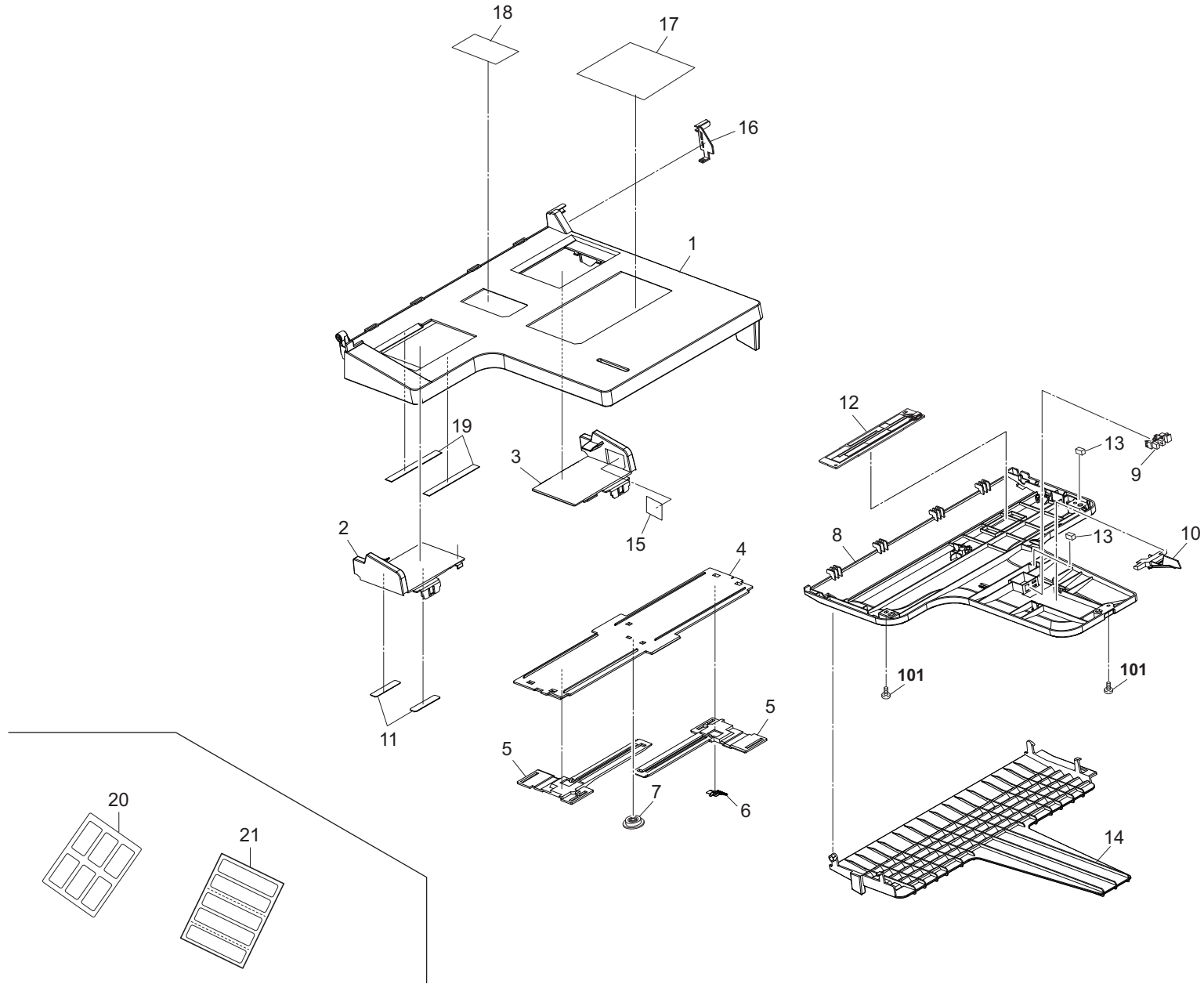


FIG. 3 Table Assy

3RJ-2

Ref. No. 番号	Part.No. 部品番号	Alternative. 代替部品番号	Description 部品名称	Notes 備考	Revision 改訂	Quantity 個数			
						100(日本)	120	230	240
1	303RJ06010	3RJ06010	TABLE MAIN			1	1	1	1
2	303RJ06020	3RJ06020	FRONT CURSOR			1	1	1	1
3	303RJ06030	3RJ06030	REAR CURSOR			1	1	1	1
4	303RJ06040	3RJ06040	COVER CURSOR			1	1	1	1
5	303M806071	3M806071	RACK TABLE			2	2	2	2
6	3HL06110	3HL06110	TERMINAL PAPER SIZE			1	1	1	1
7	65907210	65907210	GEAR 20,CASSETTE			1	1	1	1
8	303RJ06050	3RJ06050	COVER TABLE			1	1	1	1
9	303M894260	3M894260	PARTS SENSOR OPT SP			1	1	1	1
10	3HL06060	3HL06060	ACTUATOR SIZE DETECTION			1	1	1	1
11	3HL06090	3HL06090	CUSHION CURSOR			2	2	2	2
12	303M894270	3M894270	PARTS PWB SIZE DETECTION ASSY SP			1	1	1	1
13	303K502070	3K502070	SEAL WIRE			2	2	2	2
14	303RJ06060	3RJ06060	TRAY LOOP			1	1	1	1
15	303R734030	3R734030	LABEL ORIGINAL MAX			1	1	1	1
16	303LL06100	3LL06100	COVER TABLE WIRE			1	1	1	1
17	303RJ34040	3RJ34040	LABEL CAUTION JP			1			
17	303R734060	3R734060	LABEL CAUTION IN				1	1	1
18	303RJ34020	3RJ34020	LABEL FACE UP JP			1			
18	303RJ34030	3RJ34030	LABEL FACE UP EN				1	1	1
19	303RJ06070	3RJ06070	CUSHION TABLE			2	2	2	2
20	303RJ34060	3RJ34060	LABEL FACE UP US				1		
20	303RJ34070	3RJ34070	LABEL FACE UP NL		2:Quantity-chg			1	
21	303RJ34080	3RJ34080	LABEL CAUTION NL		2:Quantity-chg			1	
21	303R734050	3R734050	LABEL CAUTION US		2:Quantity-chg		1	1	
101	7BB200308H	BB105660	+BIND T.T.P SCREW 3X8						

• Parts with a Ref.No. of 500 and above in the illustration indicate they are not selected for service parts.

・イラスト中で 500 番台の Ref 番号が付いている部品はサービスパーツに選定されていません。

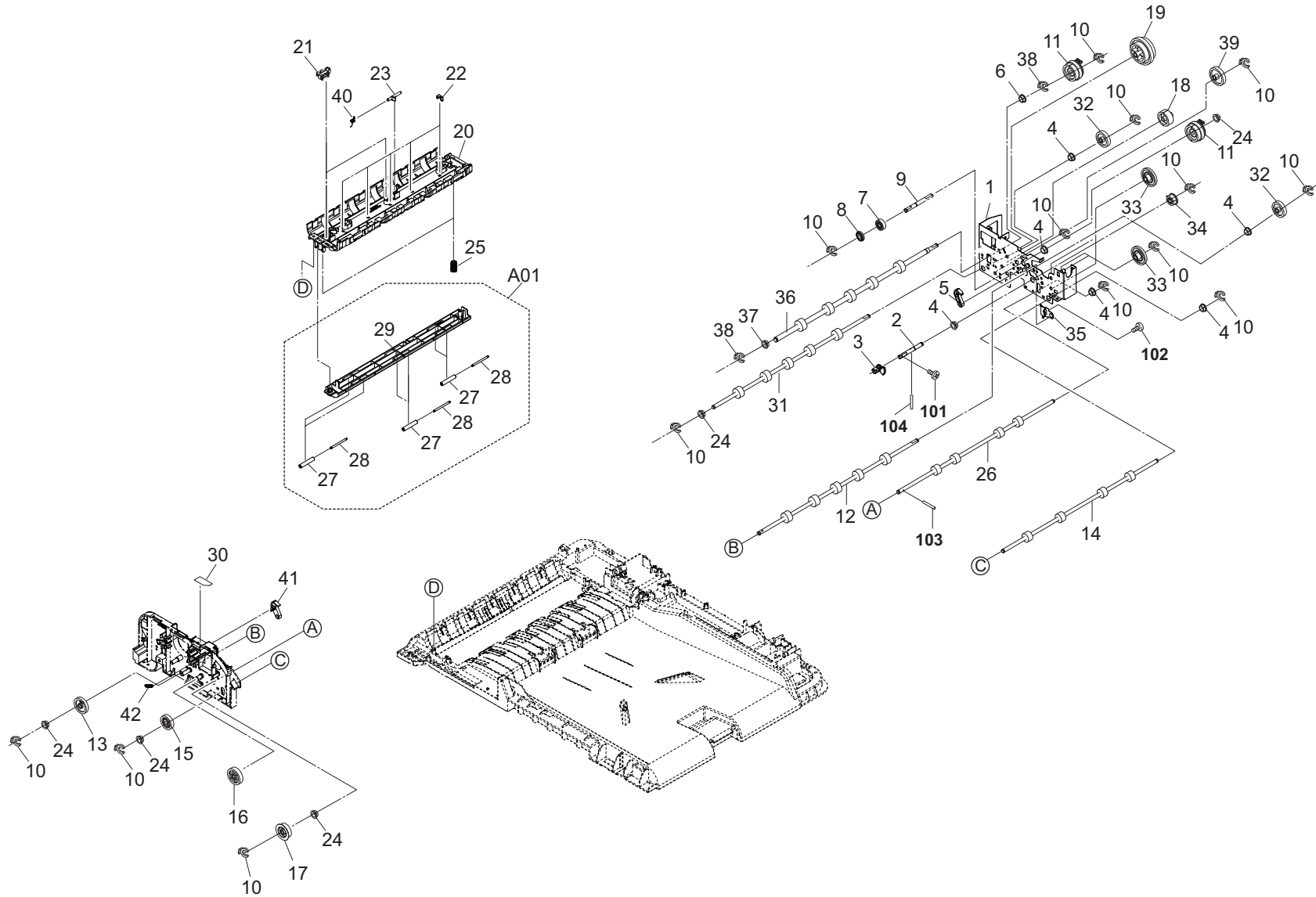


FIG. 4 Paper Conveying Section

3RJ

Ref. No. 番号	Part.No. 部品番号	Alternative. 代替部品番号	Description 部 品 名 称	Notes 備 考	Revision 改 訂	Quantity 個数			
						100(日本)	120	230	240
1	303M831011	3M831011	MOUNT DRIVE MAIN			1	1	1	1
2	303M829060	3M829060	SHAFT CAM SHIFT			1	1	1	1
3	303M829070	3M829070	CAM SHIFT			1	1	1	1
4	302K324450	2K324450	BUSH 6			6	6	6	6
5	3HL07170	3HL07170	REAR HOOK PF COVER			1	1	1	1
6	28107310	49028101	BUSH 8			1	1	1	1
7	302H731700	2H731700	GEAR Z21 CONT			1	1	1	1
8	303M807130	3M807130	COLLAR FEED			1	1	1	1
9	303M831040	3M831040	SHAFT FEED			1	1	1	1
10	5MVX111DN003	2A806250	RING STOPPER /A-49 FEED A4			14	14	14	14
11	302KV44041	2KV44041	CLUTCH 50 Z35R			2	2	2	2
12	303M894130	3M894130	PARTS ROLLER CONVEYING B SP			1	1	1	1
13	303M894190	3M894190	PARTS GEAR Z33L SP			1	1	1	1
14	303M894140	3M894140	PARTS ROLLER EXIT SP			1	1	1	1
15	303M894220	3M894220	PARTS GEAR Z29L ONEWAY SP			1	1	1	1
16	302H731730	2H731730	GEAR Z34L MIDDLE			1	1	1	1
17	303M894210	3M894210	PARTS GEAR Z29R SP			1	1	1	1
18	302F914160	2F914160	GEAR Z30H			1	1	1	1
19	303M894160	3M894160	PARTS GEAR Z41L Z58L Z76L SP			1	1	1	1
20	303M824071	3M824071	GUIDE CONVEYING LOW			1	1	1	1
21	303M894260	3M894260	PARTS SENSOR OPT SP			2	2	2	2
22	302K931080	2K931080	WIRE STOPPER			5	5	5	5
23	303M824191	3M824191	ACTUATOR TIMING			1	1	1	1
24	302H702590	2H702590	BUSH SCREW			5	5	5	5
25	303M824140	3M824140	SPRING GUIDE READING			2	2	2	2
26	303M894150	3M894150	PARTS ROLLER LOOP SP			1	1	1	1
A01	303M894080	3M894080	PARTS GUIDE READING ASSY SP			1	1	1	1
27	*303LL24190	3LL24190	PULLEY GUIDE READING			6	6	6	6
28	*303M824130	3M824130	SHAFT GUIDE READING			6	6	6	6
29	*303M824150	3M824150	GUIDE READING			1	1	1	1
30	303RJ34050	3RJ34050	LABEL JAM C1			1	1	1	1
31	303M894120	3M894120	PARTS ROLLER CONVEYING A SP			1	1	1	1
32	303M894170	3M894170	PARTS GEAR Z32R SP			2	2	2	2
33	303H622331	3H622331	GEAR 20/65 IDLE			3	3	3	3
34	303LL31260	3LL31260	GEAR Z32S LIFT			1	1	1	1
35	303M802250	3M802250	PLATE EARTH DU			1	1	1	1
36	303M894110	3M894110	PARTS ROLLER REGISTRATION SP			1	1	1	1
37	302H024830	2H024830	BUSH 8			1	1	1	1
38	2BC06910	2BC06910	STOPPER 6			2	2	2	2
39	303M894180	3M894180	PARTS GEAR Z38L SP			1	1	1	1
40	303LJ24090	3LJ24090	SPRING TIMING			1	1	1	1
41	303HL07161	3HL07161	FRONT HOOK PF COVER			1	1	1	1
42	2AC18300	2AC18300	SPRING,CLEANING			1	1	1	1
101	7BB607306H	BB105770	+TP-CUP M SCREW 3X6 R						
102	7BB700308H	BB105600	+BIND T.T S SCREW 3X8 SR						
103	5MBP2010PXLJ	EP120100	PARALLEL PIN H7 / M2 X 10 SUS						
104	7BP512010B0CH01	BP126160	PARALLEL PIN 2.0X10						

• Parts with a Ref.No. of 500 and above in the illustration indicate they are not selected for service parts.

• イラスト中で 500 番台の Ref 番号が付いている部品はサービスパーツに選定されていません。

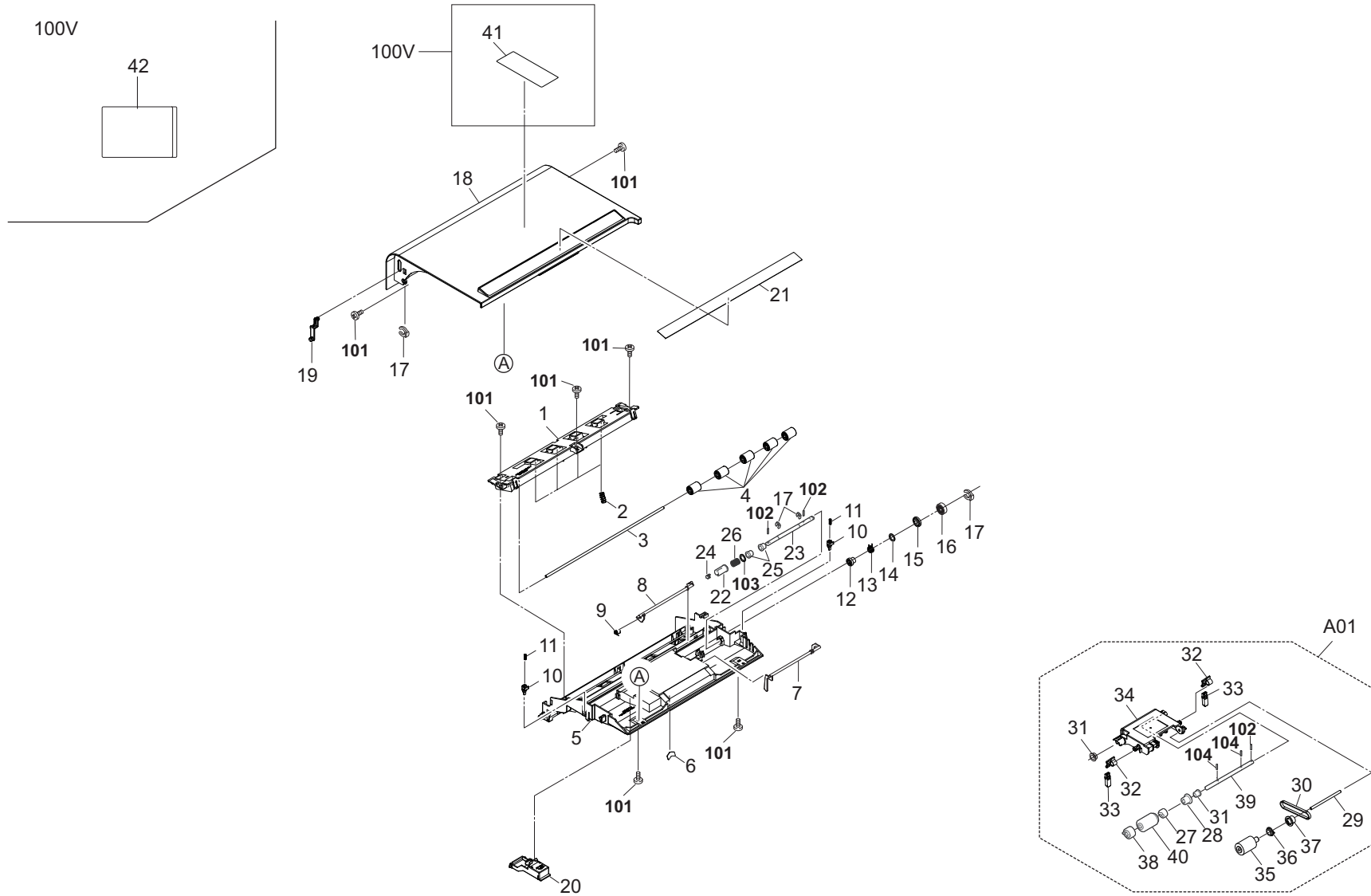


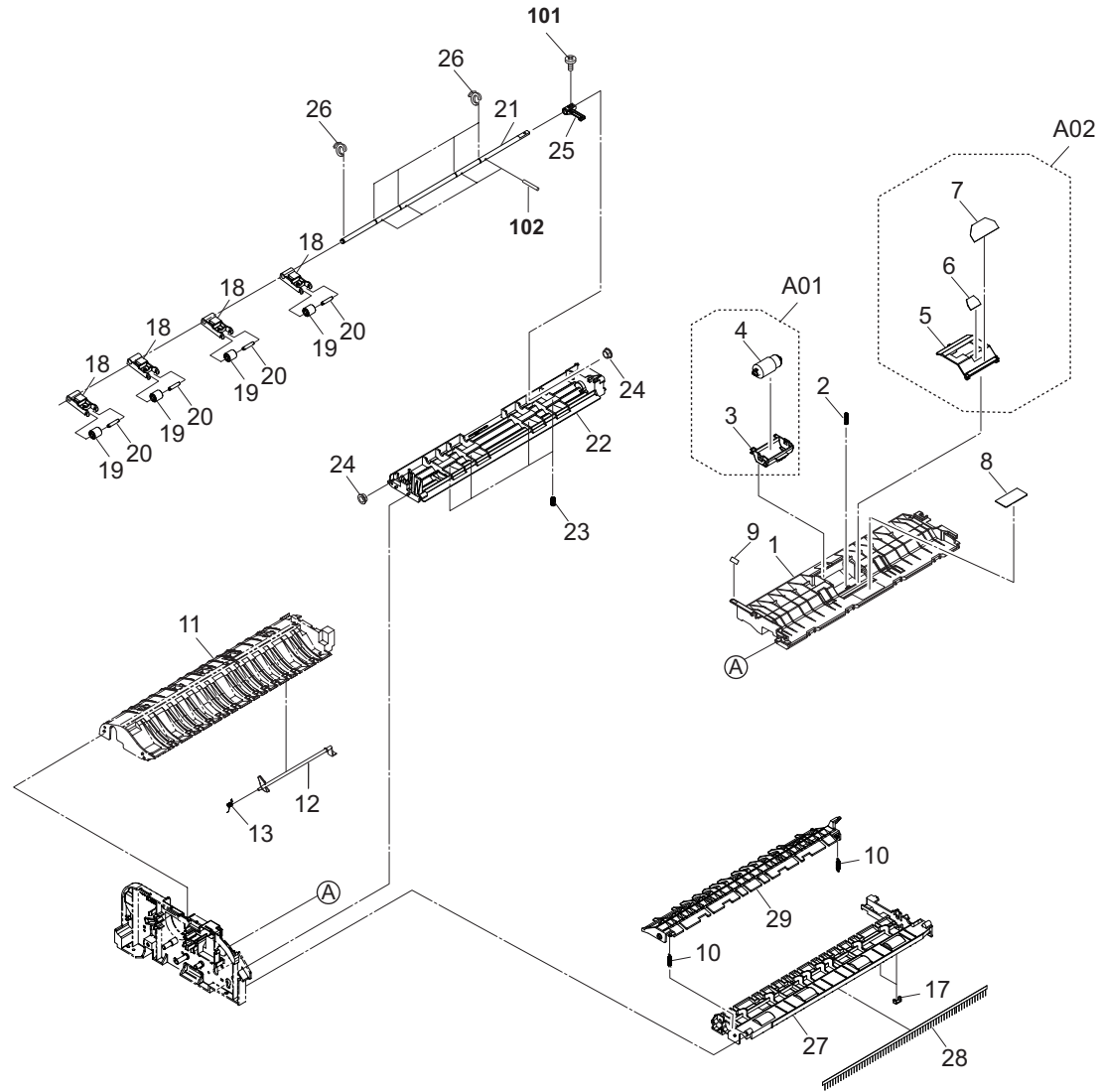
FIG. 5 Paper Feed Section 1

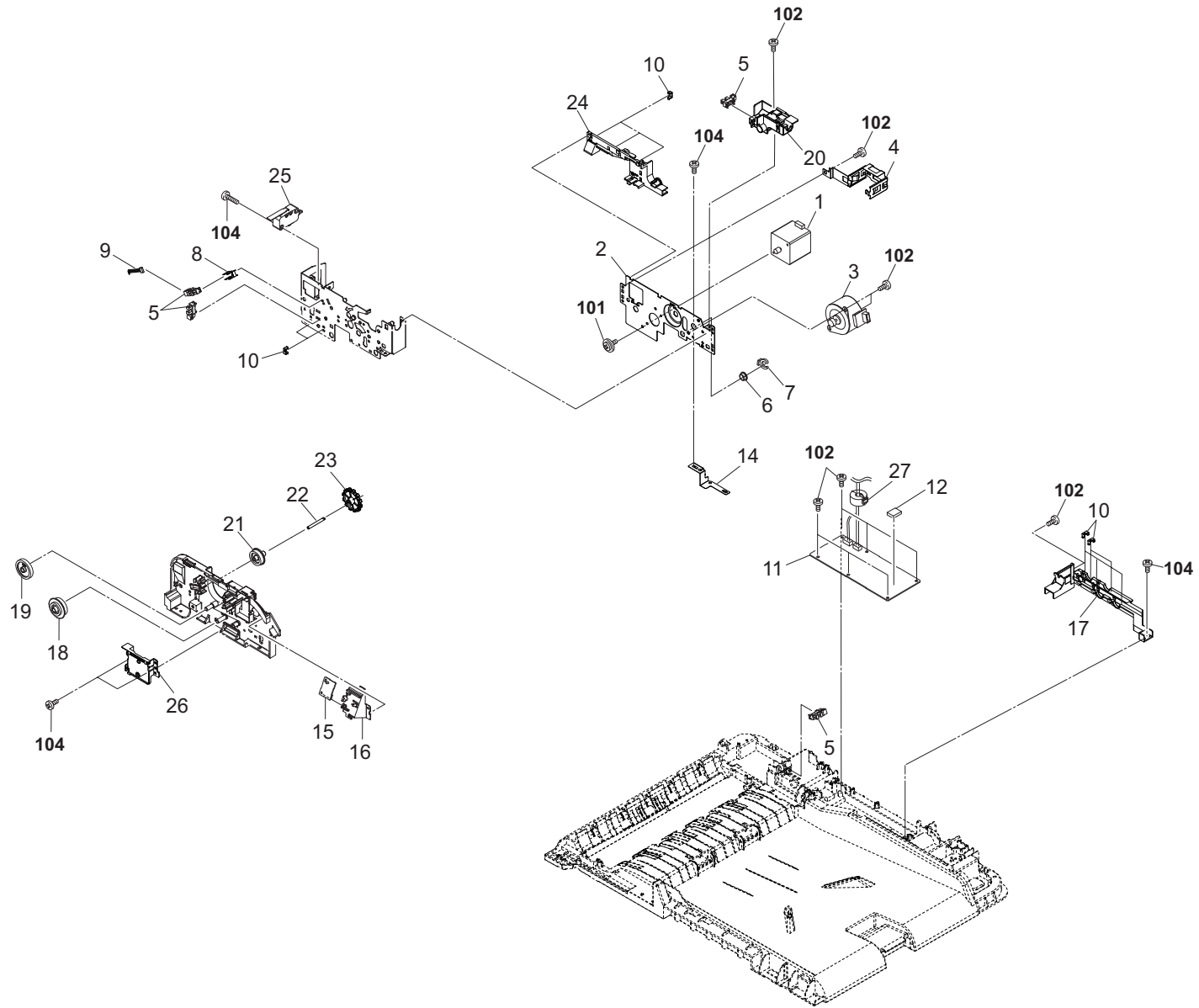
3RJ-6

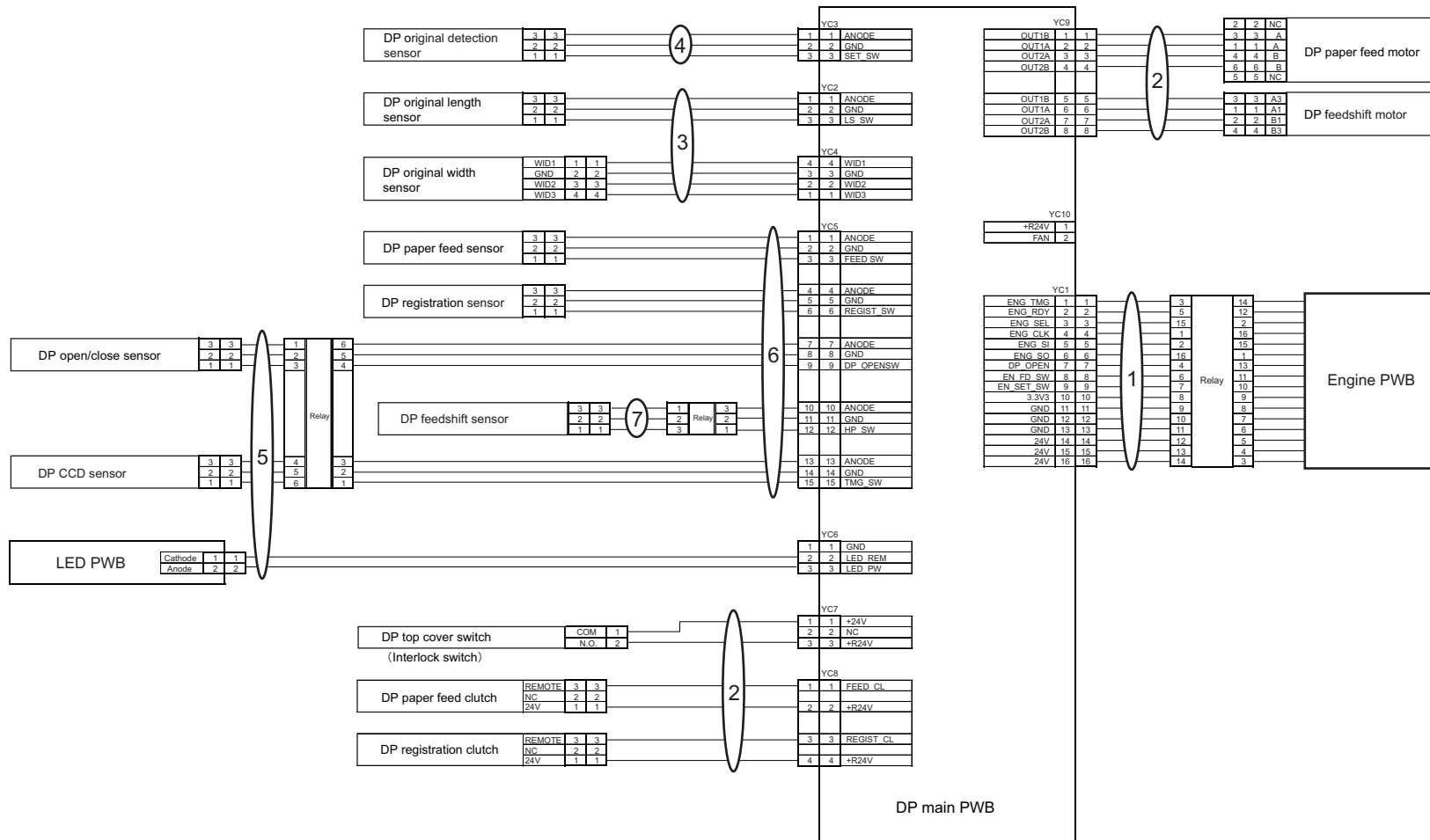
Ref. No. 番号	Part.No. 部品番号	Alternative. 代替部品番号	Description 部品名称	Notes 備考	Revision 改訂	Quantity 個数			
						100(日本)	120	230	240
1	303M807041	3M807041	MOUNT PULLEY REGISTRATION			1	1	1	1
2	303MW24070	3MW24070	SPRING REGISTRATION			4	4	4	4
3	303M824080	3M824080	SHAFT REGISTRATION			1	1	1	1
4	303M824220	3M824220	PULLEY REGISTRATION BK			5	5	5	5
5	302MV04651	2MV04651	GUIDE CONVEYING UPPER			1	1	1	1
6	303M807201	3M807201	SHEET STOPPER			1	1	1	1
7	303M807060	3M807060	ACTUATOR ORIGINAL SET			1	1	1	1
8	303M824090	3M824090	ACTUATOR FEED			1	1	1	1
9	302HG25560	2HG25560	SPRING ACTUATOR EXIT			1	1	1	1
10	303LJ07060	3LJ07060	LEVER PUSH DU			2	2	2	2
11	303LJ07070	3LJ07070	SPRING PUSH DU			2	2	2	2
12	303HK07081	3HK07081	COLLAR S SPRING			1	1	1	1
13	302MH18020	2MH18020	SPRING LIMITER			1	1	1	1
14	3HK07270	3HK07270	COLLAR PF		5: Part No-chg.	1	1	1	1
15	303M807130	3M807130	COLLAR FEED			1	1	1	1
16	302H731700	2H731700	GEAR Z21 CONT			1	1	1	1
17	5MVX111DN003	2A806250	RING STOPPER /A-49 FEED A4			4	4	4	4
18	303RJ04050	3RJ04050	COVER PF			1	1	1	1
19	303K507110	3K507110	STOPPER PF COVER			1	1	1	1
20	302MV04640	2MV04640	LEVER PF RELEASE			1	1	1	1
21	303RJ34010	3RJ34010	LABEL SIZE INDICATOR			1	1	1	1
22	303M807090	3M807090	JOINT PF DRIVE B			1	1	1	1
23	303M807100	3M807100	SHAFT PF DRIVE			1	1	1	1
24	303M807190	3M807190	CAP SHAFT			1	1	1	1
25	5MVM176DN026	2A806030	BUSH FEED /A-49 FEED A4			2	2	2	2
26	2BL22510	2BL22510	SPRING DRIVE CONT.			1	1	1	1
A01	302MV94141	2MV94141	PARTS PAPER FEED ASSY SP			1	1	1	1
27	*3BC07130	3BC07130	ONE-WAY CLUTCH 6			1	1	1	1
28	*68721640	68721640	PULLEY 20,DUPLEX CONVEYING			1	1	1	1
29	*303HL07031	3HL07031	SHAFT LEADING FEED			1	1	1	1
30	*3HL07190	3HL07190	BELT 150S2M,PAPER FEED			1	1	1	1
31	*5MVM176DN026	2A806030	BUSH FEED /A-49 FEED A4			2	2	2	2
32	*303M807170	3M807170	STOPPER ORIGINAL A			2	2	2	2
33	*303M807181	3M807181	STOPPER ORIGINAL B			2	2	2	2
34	*302MV04660	2MV04660	HOLDER FEED			1	1	1	1
35	*36211110	36211110	PULLEY,LEADING FEED ADF			1	1	1	1
36	*36211500	36211500	GEAR,LEADING FEED JOINT			1	1	1	1
37	*303A707121	3A707121	PULLEY LEADING FEED			1	1	1	1
38	*302GR06110	2GR06110	TORQUE LIMITER 360			1	1	1	1
39	*302MV04670	2MV04670	SHAFT PAPER FEED			1	1	1	1
40	*3BR07040	3BR07040	PULLEY,PAPER FEED			1	1	1	1
41	*303RJ34140	3RJ34140	LABEL BOOK CAUTION B		4:Add	1			
42	303R734160	3R734160	LABEL CLEANING		6:Add	1			
101	7BB200308H	BB105660	+BIND T.T P SCREW 3X8						
102	5MBP2010WXSP	E0020100	SPRING PIN						
103	C2806120	C2806120	POLYESTER SLIDER WASHER 6.2X12X0.5T						
104	7BP512008B0CH01	BP126150	PARALLEL PIN 2.0X8						

• Parts with a Ref.No. of 500 and above in the illustration indicate they are not selected for service parts.

• イラスト中で 500 番台の Ref 番号が付いている部品はサービスパーツに選定されていません。







Part.No. 部品番号	Alternative. 代替部品番号	Description 部品名称	Fig.No.
28107310	49028101	BUSH 8	4
36211110	36211110	PULLEY,LEADING FEED ADF	5
36211500	36211500	GEAR,LEADING FEED JOINT	5
65907210	65907210	GEAR 20,CASSETTE	3
68721640	68721640	PULLEY 20,DUPLEX CONVEYING	5
2AC18300	2AC18300	SPRING,CLEANING	4
2BC06910	2BC06910	STOPPER 6	4
2BJ21030	2BJ21030	SPRING CHANGE UP	6
2BL22510	2BL22510	SPRING DRIVE CONT.	5
2FB27160	2FB27160	INTER LOCK SWITCH	7
302F909171	2F909171	RETARD ROLLER ASSY	6
302F914160	2F914160	GEAR Z30H	4
302F925780	2F925780	SPRING DU	6
302GR06110	2GR06110	TORQUE LIMITER 360	5
302H008140	2H008140	SPRING BYPASSFFED	2
302H024830	2H024830	BUSH 8	4
302H702590	2H702590	BUSH SCREW	4,6,7
302H728100	2H728100	SPRING EXIT PULLEY	2
302H731700	2H731700	GEAR Z21 CONT	4,5
302H731730	2H731730	GEAR Z34L MIDDLE	4
302HG25560	2HG25560	SPRING ACTUATOR EXIT	5
302K324450	2K324450	BUSH 6	2,4
302K931080	2K931080	WIRE STOPPER	4,6,7
302KV44041	2KV44041	CLUTCH 50 Z35R	4
302KY94140	2KY94140	PARTS MOTOR ROTARY SP	7
302MH18020	2MH18020	SPRING LIMITER	5
302MV04570	2MV04570	INNER COVER WIRE	2
302MV04580	2MV04580	HANDLE ADJUST SKEW	2
302MV04590	2MV04590	LEVER ADJUST SKEW	2
302MV04610	2MV04610	GUIDE RETARD	6
302MV04620	2MV04620	HOLDER RETARD	6
302MV04640	2MV04640	LEVER PF RELEASE	5
302MV04651	2MV04651	GUIDE CONVEYING UPPER	5
302MV04660	2MV04660	HOLDER FEED	5
302MV04670	2MV04670	SHAFT PAPER FEED	5
302MV94141	2MV94141	PARTS PAPER FEED ASSY SP	5
302MV94150	2MV94150	PARTS GUIDE RETARD ASSY SP	6
302MV94160	2MV94160	PARTS HOLDER RETARD ASSY SP	6
302N904100	2N904100	CLEANER CLOTH	1
303A707121	3A707121	PULLEY LEADING FEED	5
303H622331	3H622331	GEAR 20/65 IDLE	4
303HK07081	3HK07081	COLLAR S SPRING	5
303HL07031	3HL07031	SHAFT LEADING FEED	5
303HL07161	3HL07161	FRONT HOOK PF COVER	4
303J902370	3J902370	CUSHION ORIGINAL MAT	2
303J906031	3J906031	SPRING SEPARATION	2
303JC04201	3JC04201	PLATE ORIGINAL	1
303JX02380	3JX02380	STATIC ELIMINATOR EJECT	6
303K502070	3K502070	SEAL WIRE	3
303K507102	3K507102	PAD FRONT SEP	6
303K507110	3K507110	STOPPER PF COVER	5

Part.No. 部品番号	Alternative. 代替部品番号	Description 部品名称	Fig.No.
303LJ07060	3LJ07060	LEVER PUSH DU	5
303LJ07070	3LJ07070	SPRING PUSH DU	5
303LJ24090	3LJ24090	SPRING TIMING	4,6
303LL06100	3LL06100	COVER TABLE WIRE	3
303LL24190	3LL24190	PULLEY GUIDE READING	4
303LL31260	3LL31260	GEAR Z32S LIFT	4
303M407300	3M407300	LENS LED	1
303M802021	3M802021	LEFT HINGE	2
303M802060	3M802060	MOUNT JAM REMOVENT	7
303M802071	3M802071	PLATE EARTH HINGE	7
303M802100	3M802100	STAY HINGE	2
303M802110	3M802110	MOUNT TABLE	7
303M802120	3M802120	RIGHT HINGE A	2
303M802130	3M802130	RIGHT HINGE B LOWER	2
303M802140	3M802140	RIGHT HINGE B UPPER	2
303M802150	3M802150	SHAFT HINGE	2
303M802170	3M802170	SHAFT ADJUST SKEW	2
303M802190	3M802190	RACK ADJUSTMENT SKEW	2
303M802210	3M802210	GUIDE WIRE DRIVE	7
303M802220	3M802220	PLATE BASE	2
303M802230	3M802230	GROUND PLATE BASE	2
303M802240	3M802240	PLATE EARTH MOTOR	7
303M802250	3M802250	PLATE EARTH DU	4
303M802300	3M802300	PLATE LIMITATION ANGLE	2
303M802310	3M802310	SHAFT LIMITATION ANGLE	2
303M802320	3M802320	SPONGE ORIGINAL MAT A	2
303M806071	3M806071	RACK TABLE	3
303M807041	3M807041	MOUNT PULLEY REGISTRATION	5
303M807060	3M807060	ACTUATOR ORIGINAL SET	5
303M807090	3M807090	JOINT PF DRIVE B	5
303M807100	3M807100	SHAFT PF DRIVE	5
303M807130	3M807130	COLLAR FEED	4,5
303M807140	3M807140	SPRING SEPARATION	6
303M807150	3M807150	FILM FRONT SEPARATION	6
303M807170	3M807170	STOPPER ORIGINAL A	5
303M807181	3M807181	STOPPER ORIGINAL B	5
303M807190	3M807190	CAP SHAFT	5
303M807201	3M807201	SHEET STOPPER	5
303M824016	3M824016	GUIDE CONVEYING	6
303M824032	3M824032	GUIDE PAPER FEED	6
303M824071	3M824071	GUIDE CONVEYING LOW	4
303M824080	3M824080	SHAFT REGISTRATION	5
303M824090	3M824090	ACTUATOR FEED	5
303M824100	3M824100	HOLDER LEFT PULLEY	2
303M824110	3M824110	ACTUATOR REGISTRATION	6
303M824121	3M824121	HOLDER RIGHT PULLEY	2
303M824130	3M824130	SHAFT GUIDE READING	4
303M824140	3M824140	SPRING GUIDE READING	4
303M824150	3M824150	GUIDE READING	4
303M824170	3M824170	SHEET LEFT GUIDE F	2
303M824180	3M824180	SHEET LEFT GUIDE R	2

Part.No. 部品番号	Alternative. 代替部品番号	Description 部品名称	Fig.No.
303M824191	3M824191	ACTUATOR TIMING	4
303M824200	3M824200	SHAFT PULLEY	2,6
303M824210	3M824210	PULLEY CONVEYING BK	2,6
303M824220	3M824220	PULLEY REGISTRATION BK	5
303M828021	3M828021	GUIDE EXIT	6
303M828030	3M828030	HOLDER PULLEY EJECT	2
303M828040	3M828040	PULLEY EJECT	2
303M828050	3M828050	SPONGE EJECT	2
303M829012	3M829012	GUIDE SHIFT	6
303M829020	3M829020	SHAFT GUIDE SHIFT	6
303M829030	3M829030	LEVER GUIDE SHIFT	6
303M829040	3M829040	HOLDER DU PRESS	6
303M829051	3M829051	GUIDE DUPLEX	6
303M829060	3M829060	SHAFT CAM SHIFT	4
303M829070	3M829070	CAM SHIFT	4
303M831011	3M831011	MOUNT DRIVE MAIN	4
303M831020	3M831020	MOUNT MOTOR	7
303M831040	3M831040	SHAFT FEED	4
303M831120	3M831120	SHAFT JAM REMOVAL	7
303M831130	3M831130	DIAL JAM REMOVAL	7
303M846020	3M846020	WIRE DRIVE	8
303M846030	3M846030	WIRE TABLE	8
303M846040	3M846040	WIRE SETSW	8
303M846050	3M846050	WIRE BASE	8
303M846060	3M846060	WIRE SENSOR	7,8
303M846070	3M846070	WIRE HPSW	8
303M894080	3M894080	PARTS GUIDE READING ASSY SP	4
303M894100	3M894100	PARTS PWB LED ASSY SP	7
303M894110	3M894110	PARTS ROLLER REGISTRATION SP	4
303M894120	3M894120	PARTS ROLLER CONVEYING A SP	4
303M894130	3M894130	PARTS ROLLER CONVEYING B SP	4
303M894140	3M894140	PARTS ROLLER EXIT SP	4
303M894150	3M894150	PARTS ROLLER LOOP SP	4
303M894160	3M894160	PARTS GEAR Z41L Z58L Z76L SP	4
303M894170	3M894170	PARTS GEAR Z32R SP	4
303M894180	3M894180	PARTS GEAR Z38L SP	4
303M894190	3M894190	PARTS GEAR Z33L SP	4
303M894200	3M894200	PARTS GEAR Z34R Z26S SP	7
303M894210	3M894210	PARTS GEAR Z29R SP	4
303M894220	3M894220	PARTS GEAR Z29L ONEWAY SP	4
303M894240	3M894240	PARTS GEAR Z39S SP	7
303M894260	3M894260	PARTS SENSOR OPT SP	3,4,7
303M894270	3M894270	PARTS PWB SIZE DETECTION ASSY SP	3
303MW24070	3MW24070	SPRING REGISTRATION	5
303MX02021	3MX02021	CUSHION ORIGINAL MAT A	1
303MX02031	3MX02031	CUSHION ORIGINAL MAT B	2
303P202010	3P202010	SPONGE MAT	2
303PH02010	3PH02010	PUSH SW DP	2
303PH02020	3PH02020	FILM READING LEFT	2
303PH02030	3PH02030	SPONGE ORIGINAL MAT FILM	2
303PH44011	3PH44011	MOTOR DP	7

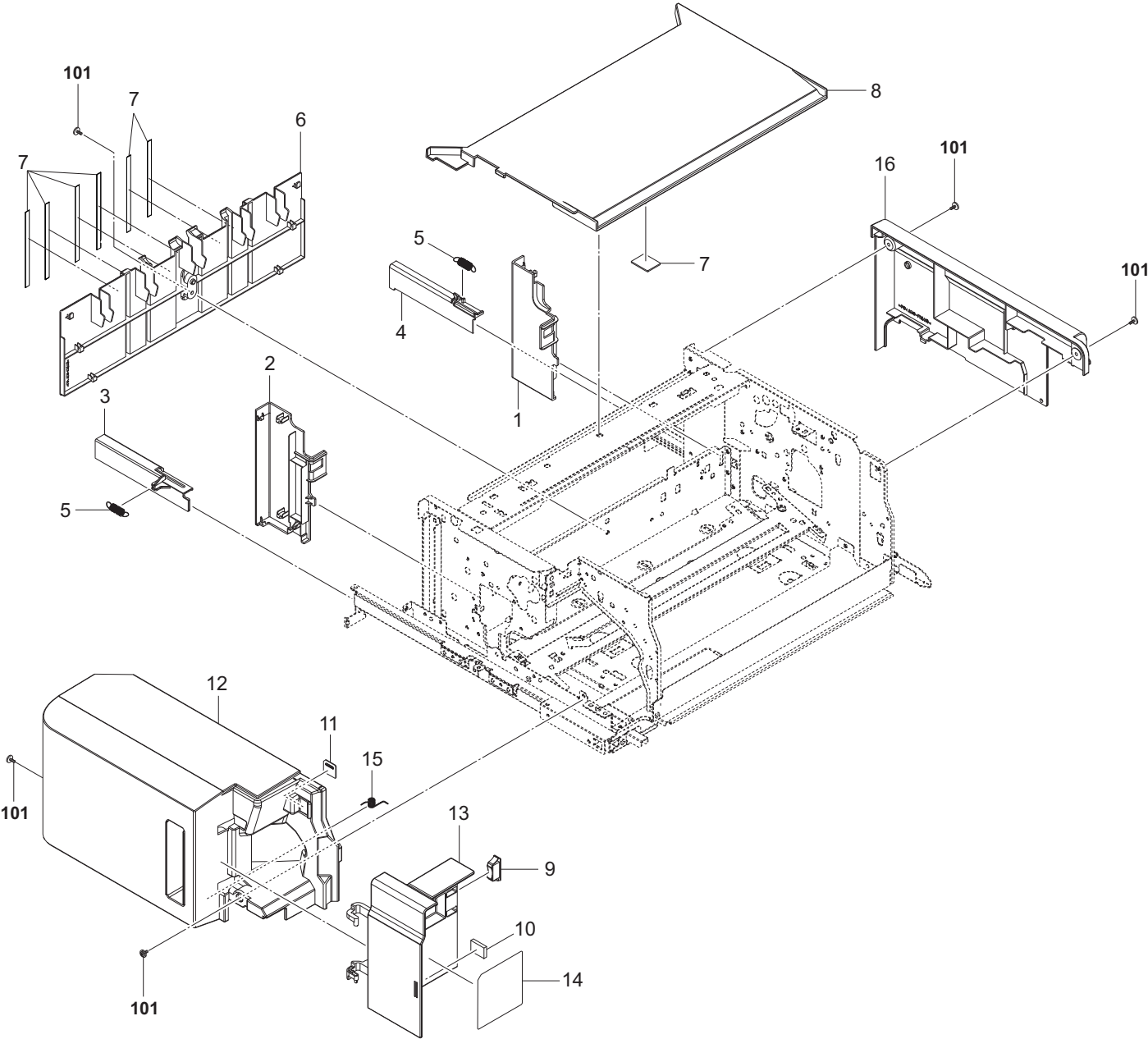
Part.No. 部品番号	Alternative. 代替部品番号	Description 部品名称	Fig.No.
303R724150	3R724150	HOLDER LENS	1
303R734030	3R734030	LABEL ORIGINAL MAX	3
303R734050	3R734050	LABEL CAUTION US	3
303R734060	3R734060	LABEL CAUTION IN	3
303R734080	3R734080	LABEL ISU COVER	1
303R734100	3R734100	LABEL C2	6
303R734150	3R734150	LABEL COVER INTERFACE	1
303R734160	3R734160	LABEL CLEANING	5
303R834010	3R834010	LABEL CAUTION HINGE	2
303RJ02010	3RJ02010	GUIDE WIRE PWB	7
303RJ02020	3RJ02020	MOUNT LED	7
303RJ02030	3RJ02030	BASE DP	2
303RJ04010	3RJ04010	COVER FRONT A	1
303RJ04030	3RJ04030	COVER REAR A	1
303RJ04040	3RJ04040	COVER REAR B	1
303RJ04050	3RJ04050	COVER PF	5
303RJ04060	3RJ04060	COVER FRONT BASE	1
303RJ04070	3RJ04070	COVER LEFT	2
303RJ04080	3RJ04080	COVER LID	1
303RJ04091	3RJ04091	COVER WIRE INTERFACE	1
303RJ04100	3RJ04100	SUB COVER WIRE INTERFACE	1
303RJ04110	3RJ04110	COVER WIRE INTERFACE B	1
303RJ04120	3RJ04120	COVER FRONT B	1
303RJ04130	3RJ04130	STOPPER EJECT	1
303RJ04140	3RJ04140	LID INNER COVER	1
303RJ04150	3RJ04150	COVER HINGE	2
303RJ06010	3RJ06010	TABLE MAIN	3
303RJ06020	3RJ06020	FRONT CURSOR	3
303RJ06030	3RJ06030	REAR CURSOR	3
303RJ06040	3RJ06040	COVER CURSOR	3
303RJ06050	3RJ06050	COVER TABLE	3
303RJ06060	3RJ06060	TRAY LOOP	3
303RJ06070	3RJ06070	CUSHION TABLE	3
303RJ24010	3RJ24010	GUIDE RIGHT READING	2
303RJ31010	3RJ31010	GEAR Z29S	7
303RJ34010	3RJ34010	LABEL SIZE INDICATOR	5
303RJ34020	3RJ34020	LABEL FACE UP JP	3
303RJ34030	3RJ34030	LABEL FACE UP EN	3
303RJ34040	3RJ34040	LABEL CAUTION JP	3
303RJ34050	3RJ34050	LABEL JAM C1	4
303RJ34060	3RJ34060	LABEL FACE UP US	3
303RJ34070	3RJ34070	LABEL FACE UP NL	3
303RJ34080	3RJ34080	LABEL CAUTION NL	3
303RJ34140	3RJ34140	LABEL BOOK CAUTION B	5
303RJ46010	3RJ46010	WIRE INTERFACE	8
303RJ94010	3RJ94010	PARTS PWB DRIVER ASSY SP	7
3AK20130	3AK20130	GEAR,WORM MAIN TRAY	2
3BC07130	3BC07130	ONE-WAY CLUTCH 6	5
3BR07040	3BR07040	PULLEY,PAPER FEED	5
3HK07240	3HK07240	FRICTION PLATE LF	6
3HK07270	3HK07270	COLLAR PF	5

DF-7100

Rev.2
August 2016

—— CONTENTS / 目次 ——

FIG. 1	Covers	2
FIG. 2	Frames	4
FIG. 3	Paper Feed Section	6
FIG. 4	Paper Conveying Section 1	8
FIG. 5	Paper Conveying Section 2	10
FIG. 6	Staple Section	12
FIG. 7	Main Tray Section	14
FIG. 8	Drive Section & Electrical Components	16
FIG. 9	Wire Section	18
	•INDEX / 索引	20



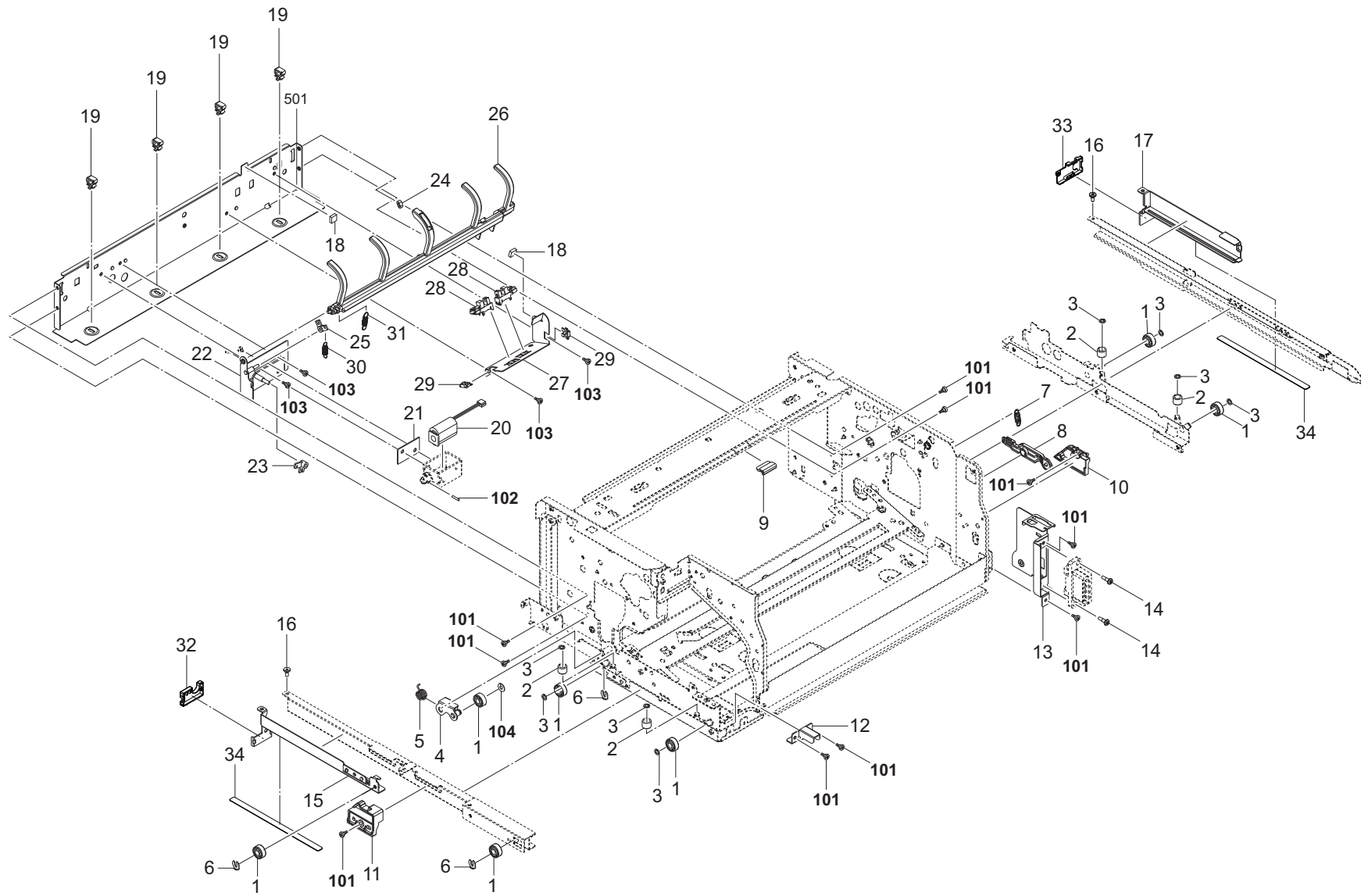


FIG. 2 Frames

3RD-2

Ref. No. 番号	Part.No. 部品番号	Alternative. 代替部品番号	Description 部品名称	Notes 備考	Revision 改訂	Quantity 個数			
						100(日本)	120	230	240
1	302FG07020	2FG07020	PULLEY,CASSETTE RAIL			7	7	7	
2	302LC03510	2LC03510	PULLEY WASTE TRAY			4	4	4	
3	2BG22990	2BG22990	CUT WASHER 4			8	8	8	
4	303PX02120	3PX02120	LEVER RELEASE HOOK			1	1	1	
5	303PX02130	3PX02130	SPRING RELEASE HOOK			1	1	1	
6	5MVX111DN003	2A806250	RING STOPPER /A-49 FEED A4			3	3	3	
7	303RD02260	3RD02260	SPRING TENSION			1	1	1	
8	303RD02170	3RD02170	LEVER RELEASE R			1	1	1	
9	303JX04150	3JX04150	FELT PF COVER			1	1	1	
10	303RD02180	3RD02180	GUIDE HOOK R			1	1	1	
11	303RD02120	3RD02120	GUIDE HOOK			1	1	1	
12	303RD02160	3RD02160	PLATE BASE RAIL			1	1	1	
13	303RD02150	3RD02150	MOUNT DRAWER			1	1	1	
14	302R402250	2R402250	PIN CONNECTOR			2	2	2	
15	303RD02130	3RD02130	BASE RAIL B			1	1	1	
16	303MH04040	3MH04040	PIN COVER			2	2	2	
17	303RD02140	3RD02140	BASE RAIL C			1	1	1	
18	302HN28220	2HN28220	SEAL ACTUATOR			2	2	2	
19	7YZM610009++H01	YZ042980	ACCESS.SADDLE			4	4	4	
20	302K994380	2K994380	PARTS SOLENOID FEED SHIFT SP		2:Part No-chg.	1	1	1	
21	303PX28130	3PX28130	SEAL SOLENOID			1	1	1	
22	303PX28050	3PX28050	MOUNT SOLENOID			1	1	1	
23	303PX28110	3PX28110	LEVER EXIT C			1	1	1	
24	303PX28030	3PX28030	PAD EXIT			1	1	1	
25	303PX28060	3PX28060	LEVER EXIT B			1	1	1	
26	303RD37160	3RD37160	LEVER EXIT			1	1	1	
27	303PX28070	3PX28070	MOUNT SENSOR			1	1	1	
28	302P794010	2P794010	PARTS SENSOR OPT. SP			2	2	2	
29	7YZM210006++H01	YZ038000	ACCESS.EDGING			2	2	2	
30	303PX28080	3PX28080	SPRING EXIT			1	1	1	
31	303PX28100	3PX28100	SPRING LEVER EXIT			1	1	1	
32	303RD02220	3RD02220	COVER BASE RAIL B			1	1	1	
33	303RD02230	3RD02230	COVER BASE RAIL C			1	1	1	
34	303RD02250	3RD02250	SHEET RAIL			2	2	2	
101	7BB700308H	BB105600	+BIND T.T S SCREW 3X8 SR						
102	5MBP2010WXSP	E0020100	SPRING PIN / M2 X 10 S-BLK						
103	7BB100306H	BB046010	+BIND T.T S SCREW 3X6						
104	7BC46042A050H01	BC046940	CUT WASHER 4.2X10.0X0.5T						

• Parts with a Ref.No. of 500 and above in the illustration indicate they are not selected for service parts.

• イラスト中で 500 番台の Ref 番号が付いている部品はサービスパーツに選定されていません。

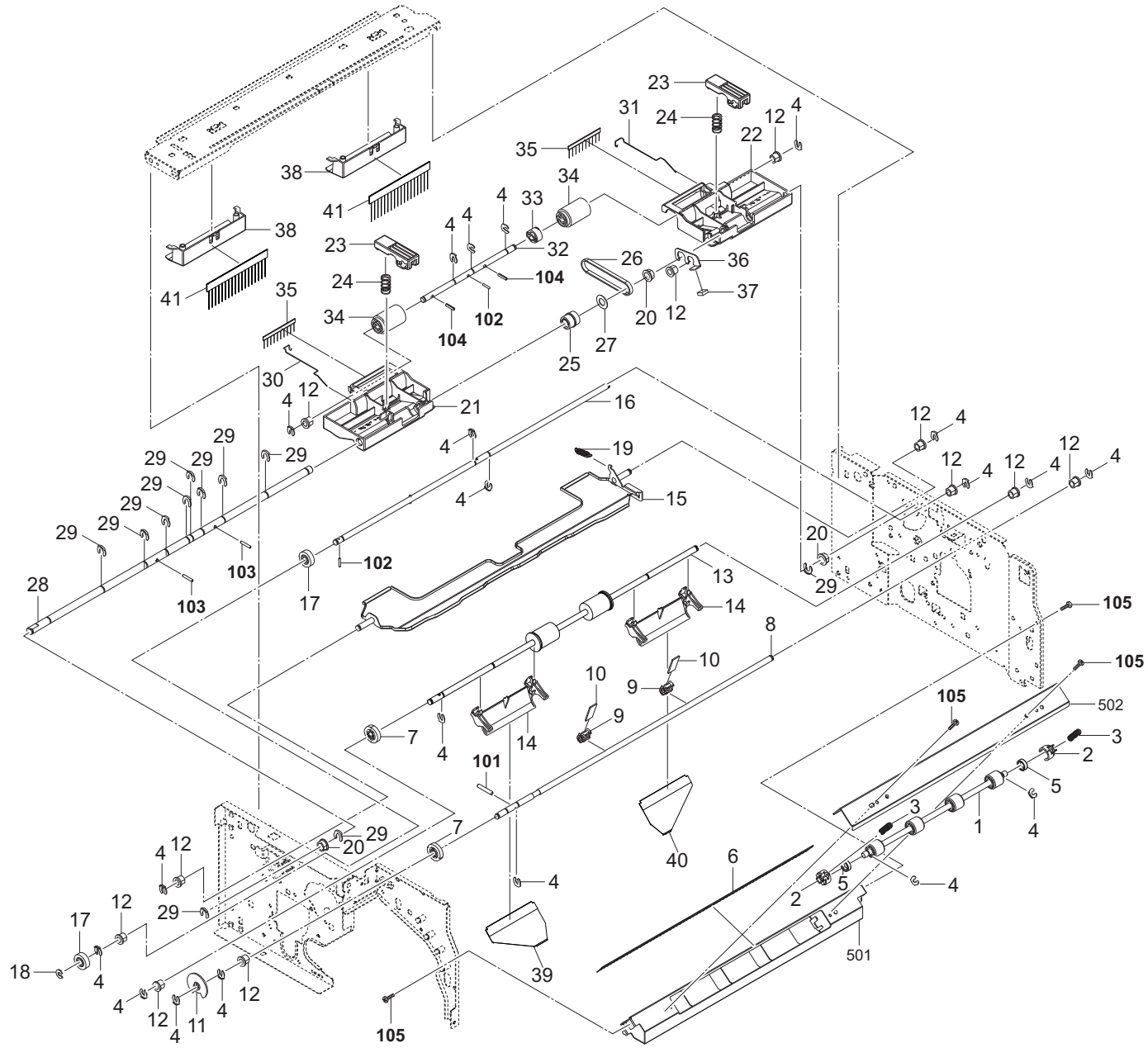


FIG. 3 Paper Feed Section

3RD

Ref. No. 番号	Part.No. 部品番号	Alternative. 代替部品番号	Description 部品名称	Notes 備考	Revision 改訂	Quantity 個数			
						100(日本)	120	230	240
1	303RD94030	3RD94030	PARTS ROLLER FEED UPPER SP			1	1	1	
2	303NB07160	3NB07160	HOLDER BEARING			2	2	2	
3	303RD07040	3RD07040	SPRING-COMPRESSION REGIST			2	2	2	
4	5MVX111DN003	2A806250	RING STOPPER /A-49 FEED A4			20	20	20	
5	7BE006124431H01	BE119720	BEARING MR126ZZ			2	2	2	
6	63212210	63212210	STATIC ELIMINATOR,EJECT			1	1	1	
7	303PX31080	3PX31080	GEAR Z22S			2	2	2	
8	303RD36060	3RD36060	SHAFT PADDLE			1	1	1	
9	303PX36660	3PX36660	HOLDER PADDLE			2	2	2	
10	303PX36700	3PX36700	SHEET PADDLE			2	2	2	
11	303PX36670	3PX36670	PLATE PULSE PADDLE			1	1	1	
12	2BC06520	2BC06520	BUSHING 6,REGISTRATION			11	11	11	
13	303RD94060	3RD94060	PARTS ROLLER MIDDLE SP			1	1	1	
14	303RD36120	3RD36120	GUIDE STOPPER FEED			2	2	2	
15	303RD36090	3RD36090	GUIDE UPPER			1	1	1	
16	303RD36080	3RD36080	SHAFT PULLEY DRIVE			1	1	1	
17	3H622320	3H622320	GEAR 20 LIFT			2	2	2	
18	302FB09830	2FB09830	CUT WASHER 4			1	1	1	
19	303PX36880	3PX36880	SPRING GUIDE UPPER			1	1	1	
20	2BC06510	2BC06510	BUSHING 8			3	3	3	
21	303PX36510	3PX36510	GUIDE CENTER F			1	1	1	
22	303PX36530	3PX36530	GUIDE CENTER R			1	1	1	
23	303PX36550	3PX36550	ARM PRESS			2	2	2	
24	303PX36580	3PX36580	SPRING EXIT PULLEY			2	2	2	
25	303PX36540	3PX36540	GEAR EXIT DRIVE			1	1	1	
26	303PX36570	3PX36570	BELT EXIT PULLEY			1	1	1	
27	303PX36900	3PX36900	SPACER BELT DRIVE			1	1	1	
28	303RD36070	3RD36070	SHAFT GUIDE PRESS			1	1	1	
29	2BC06910	2BC06910	STOPPER 6			11	11	11	
30	303RD36260	3RD36260	SPRING EARTH EXIT F			1	1	1	
31	303RD36270	3RD36270	SPRING EARTH EXIT R			1	1	1	
32	303PX36630	3PX36630	SHAFT EXIT PULLEY			1	1	1	
33	3A722040	3A722040	PULLEY 24,CONVEYING			1	1	1	
34	3BR07040	3BR07040	PULLEY,PAPER FEED			2	2	2	
35	303NB36460	3NB36460	STATIC-ELIMINATOR EJECT			2	2	2	
36	303PX36850	3PX36850	PLATE SHAFT HOLDER			1	1	1	
37	302HN28220	2HN28220	SEAL ACTUATOR			1	1	1	
38	303RD36100	3RD36100	GUIDE EXIT			2	2	2	
39	303RD36220	3RD36220	FILM PAPER STOPPER F			1	1	1	
40	303RD36230	3RD36230	FILM PAPER STOPPER R			1	1	1	
41	303RD36200	3RD36200	STATIC-ELIMINATOR EJECT			2	2	2	
101	7BP512012B0CH01	BP126440	PARALLEL PIN 2.0X12						
102	7BP512010B0CH01	BP126160	PARALLEL PIN 2.0X10						
103	7BP512514B0CH01	BP126560	PARALLEL PIN 2.5X14						
104	7BP00251200JH01	BP145780	SPRING PIN 2.5X12						
105	7BB700308H	BB105600	+BIND T.T S SCREW 3X8 SR						

• Parts with a Ref.No. of 500 and above in the illustration indicate they are not selected for service parts.

• イラスト中で 500 番台の Ref 番号が付いている部品はサービスパーツに選定されていません。

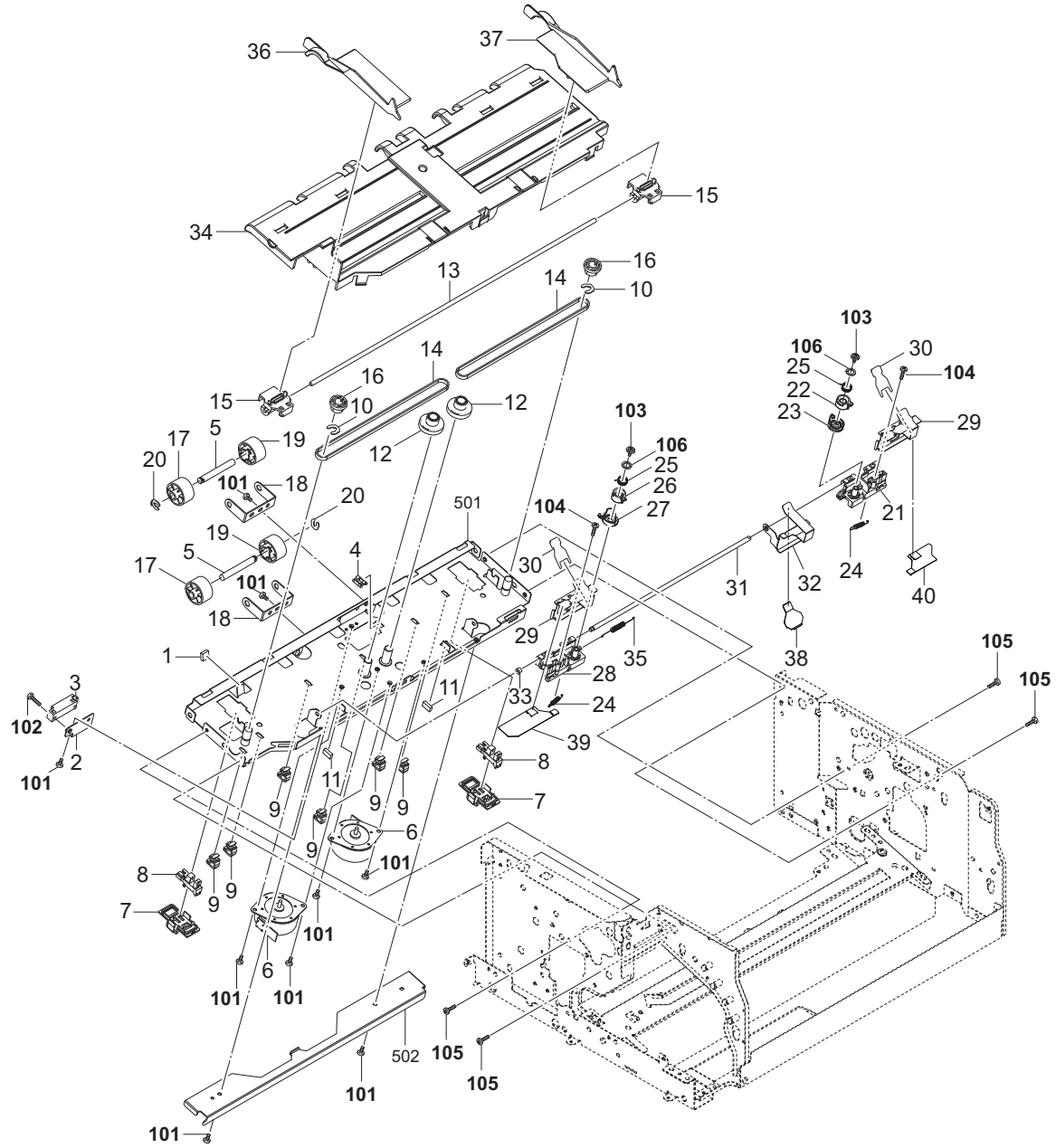


FIG. 4 Paper Conveying Section 1

3RD

Ref. No. 番号	Part.No. 部品番号	Alternative. 代替部品番号	Description 部品名称	Notes 備考	Revision 改訂	Quantity 個数			
						100(日本)	120	230	240
1	302HN28220	2HN28220	SEAL ACTUATOR			1	1	1	
2	303PX36110	3PX36110	MOUNT SENSOR A			1	1	1	
3	303PX94030	3PX94030	PARTS SENSOR OPT SP			1	1	1	
4	7YZM210006++H01	YZ038000	ACCESS.EDGING			1	1	1	
5	303PX36140	3PX36140	SHAFT EXIT			2	2	2	
6	302HN44100	2HN44100	MOTOR REVERSE			2	2	2	
7	303PX36120	3PX36120	MOUNT SENSOR B			2	2	2	
8	302P794010	2P794010	PARTS SENSOR OPT. SP			2	2	2	
9	7YZM610009++H01	YZ042980	ACCESS.SADDLE			6	6	6	
10	2BC06910	2BC06910	STOPPER 6			2	2	2	
11	303H321050	3H321050	CUSHION EJECT GUIDE			2	2	2	
12	303PX36080	3PX36080	GEAR Z45 P20			2	2	2	
13	303RD36030	3RD36030	SHAFT CURSOR			1	1	1	
14	303RD36040	3RD36040	BELT S2M-Z185			2	2	2	
15	303RD36150	3RD36150	HOLDER CURSOR			2	2	2	
16	303M407080	3M407080	PULLEY 20			2	2	2	
17	303RD36130	3RD36130	PULLEY EXIT			2	2	2	
18	303RD36140	3RD36140	MOUNT EXIT PULLEY			2	2	2	
19	303RD36180	3RD36180	PULLEY EXIT ONEWAYCLUTCH			2	2	2	
20	5MVX111DN003	2A806250	RING STOPPER /A-49 FEED A4			2	2	2	
21	303PW36300	3PW36300	SLIDER PAPER STOPPER R			1	1	1	
22	303PW36310	3PW36310	LEVER GUIDE STOPPER R			1	1	1	
23	303PW36320	3PW36320	RATCHET LEVER GUIDE R			1	1	1	
24	303PW36280	3PW36280	SPRING GUIDE LEVER			2	2	2	
25	303PW36380	3PW36380	SPRING LEVER			2	2	2	
26	303PW36260	3PW36260	LEVER GUIDE STOPPER F			1	1	1	
27	303PW36270	3PW36270	RATCHET LEVER GUIDE F			1	1	1	
28	303PW36290	3PW36290	SLIDER PAPER STOPPER F			1	1	1	
29	303PW36250	3PW36250	GUIDE PAPER STOPPER S			2	2	2	
30	303PX36840	3PX36840	FILM PAPER STOPPER			2	2	2	
31	303PW36330	3PW36330	SHAFT PAPER STOPPER SHIFT			1	1	1	
32	303PX36710	3PX36710	GUIDE PAPER STOPPER C			1	1	1	
33	5MVX111DN007	2BT11070	STOPPER 3 /2BT1107 A4			1	1	1	
34	303RD36020	3RD36020	GUIDE MIDDLE TRAY			1	1	1	
35	303PW36360	3PW36360	SPRING GUIDE STOPPER			1	1	1	
36	303RD36160	3RD36160	CURSOR FRONT			1	1	1	
37	303RD36170	3RD36170	CURSOR REAR			1	1	1	
38	303RD36210	3RD36210	FILM PAPER STOPPER C			1	1	1	
39	303RD36240	3RD36240	FILM PAPER STOPPER GUIDE F			1	1	1	
40	303RD36250	3RD36250	FILM PAPER STOPPER GUIDE R			1	1	1	
101	7BB100306H	BB046010	+BIND T.T S SCREW 3X6						
102	7BB700316H	BB106910	+BIND T.T S SCREW 3X16 SR						
103	7BB202306H	BB106940	+TP-FLAT T.T P SCREW 3X6						
104	7BB200308H	BB105660	+BIND T.T P SCREW 3X8						
105	7BB700308H	BB105600	+BIND T.T S SCREW 3X8 SR						
106	7BC060629540H01	BC128200	POLY SLIDER WASHER 6.2X9.5X0.4T						

• Parts with a Ref.No. of 500 and above in the illustration indicate they are not selected for service parts.

• イラスト中で 500 番台の Ref 番号が付いている部品はサービスパーツに選定されていません。

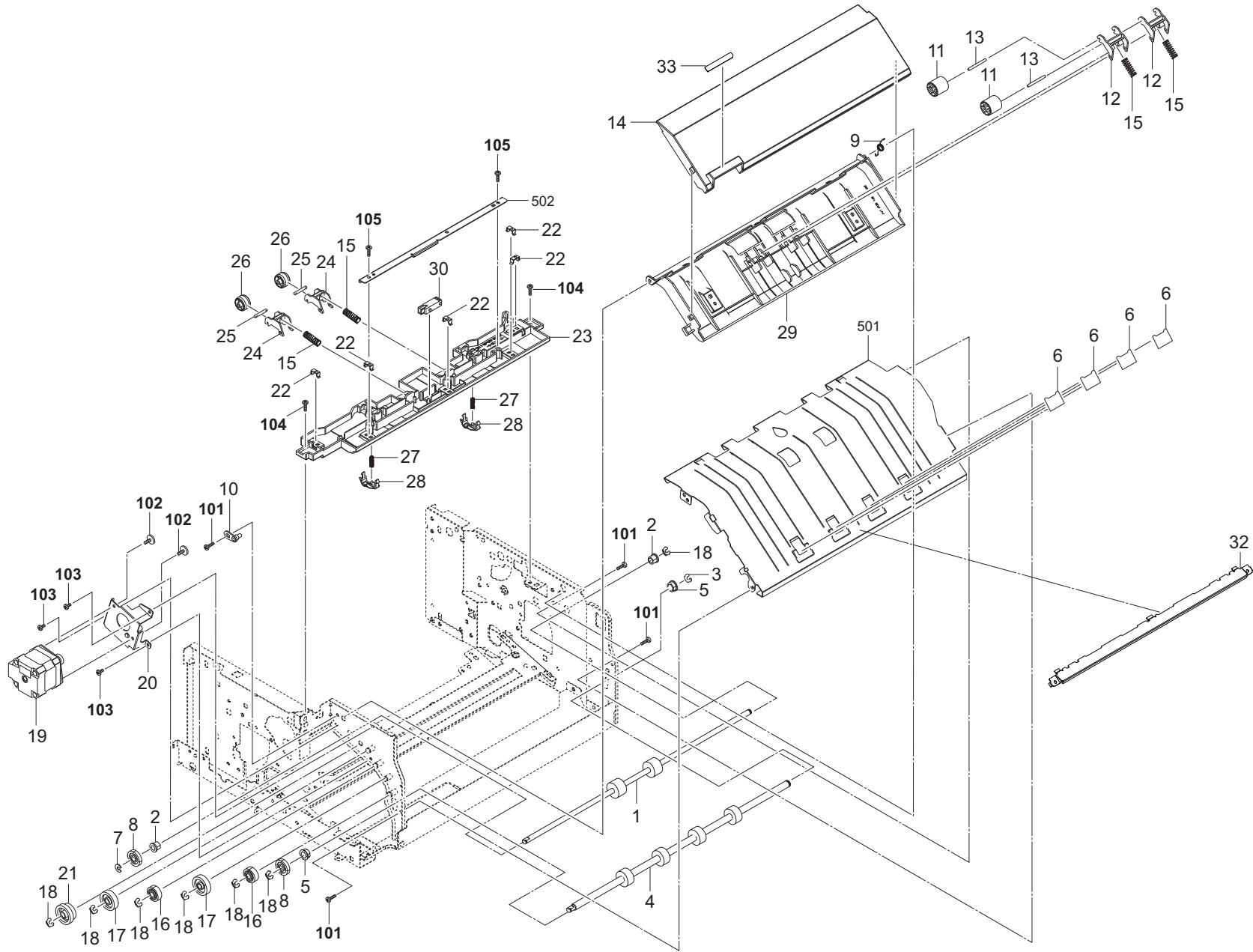


FIG. 5 Paper Conveying Section 2

3RD-2

Ref. No. 番号	Part.No. 部品番号	Alternative. 代替部品番号	Description 部品名称	Notes 備考	Revision 改訂	Quantity 個数			
						100(日本)	120	230	240
1	303RD94050	3RD94050	PARTS ROLLER CONVEYING SP			1	1	1	
2	2BC06520	2BC06520	BUSHING 6,REGISTRATION			2	2	2	
3	2BC06910	2BC06910	STOPPER 6			1	1	1	
4	303RD94040	3RD94040	PARTS ROLLER FEED SP			1	1	1	
5	2BC06510	2BC06510	BUSHING 8			2	2	2	
6	303RD24150	3RD24150	SHEET FEED IN			4	4	4	
7	302FB09830	2FB09830	CUT WASHER 4			1	1	1	
8	303JX31260	3JX31260	GEAR 22 L			2	2	2	
9	303RD24070	3RD24070	SPRING-TORSION FEED R			1	1	1	
10	303CG02021	3CG02021	SUPPORT PLATE,COVER			1	1	1	
11	302H722760	2H722760	PULLEY MIDDLE A			2	2	2	
12	303PX07030	3PX07030	HOLDER FEED PULLEY			2	2	2	
13	303PX07040	3PX07040	SHAFT FEED PULLEY			2	2	2	
14	303RD24060	3RD24060	COVER UPPER B			1	1	1	
15	303NB36670	3NB36670	SPRING PULLEY			4	4	4	
16	302F928180	2F928180	GEAR Z20H			2	2	2	
17	302LK29030	2LK29030	GEAR Z27L			2	2	2	
18	5MVX111DN003	2A806250	RING STOPPER /A-49 FEED A4			9	9	9	
19	303NV94010	3NV94010	PARTS MOTOR DP SP		2:Part No-chg.	1	1	1	
20	303RD24040	3RD24040	MOUNT MOTOR FEED IN			1	1	1	
21	303RD24100	3RD24100	GEAR Z28R-Z23R			1	1	1	
22	302K931080	2K931080	WIRE STOPPER			5	5	5	
23	303RD24090	3RD24090	GUIDE FEED UP B			1	1	1	
24	303NB36100	3NB36100	HOLDER MIDDLE PULLEY			2	2	2	
25	303NB36110	3NB36110	SHAFT MIDDLE PULLEY			2	2	2	
26	303NB36661	3NB36661	PULLEY MIDDLE			2	2	2	
27	302K328260	2K328260	SPRING GUIDE EXIT PUSH			2	2	2	
28	302NL28010	2NL28010	GUIDE EXIT PUSH JS			2	2	2	
29	303RD24050	3RD24050	GUIDE FEED UP			1	1	1	
30	303NW94040	3NW94040	SENSOR OPT.			1	1	1	
31					2:Del				
32	303RD24160	3RD24160	GUIDE FEED IN B			1	1	1	
33	303RD34020	3RD34020	LABEL D			1	1	1	
101	7BB700308H	BB105600	+BIND T.T S SCREW 3X8 SR						
102	7BB607306H	BB105770	+TP-CUP M SCREW 3X6 R						
103	7BB100306H	BB046010	+BIND T.T S SCREW 3X6						
104	7BB702308H	BB107060	+TP-FLAT T.T S SCREW 3X8 SR						
105	7BB200308H	BB105660	+BIND T.T P SCREW 3X8						

• Parts with a Ref.No. of 500 and above in the illustration indicate they are not selected for service parts.

• イラスト中で 500 番台の Ref 番号が付いている部品はサービスパーツに選定されていません。

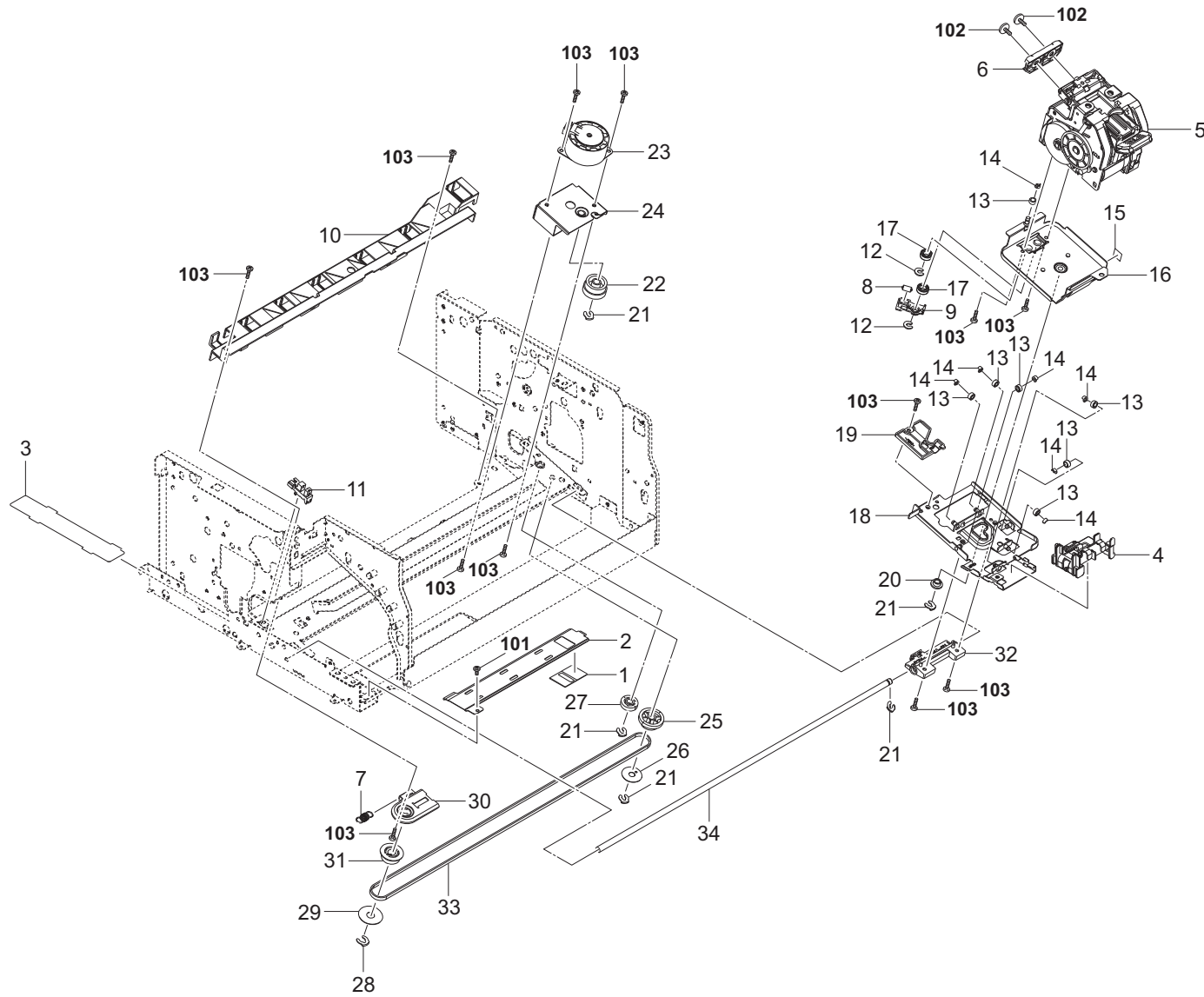


FIG. 6 Staple Section

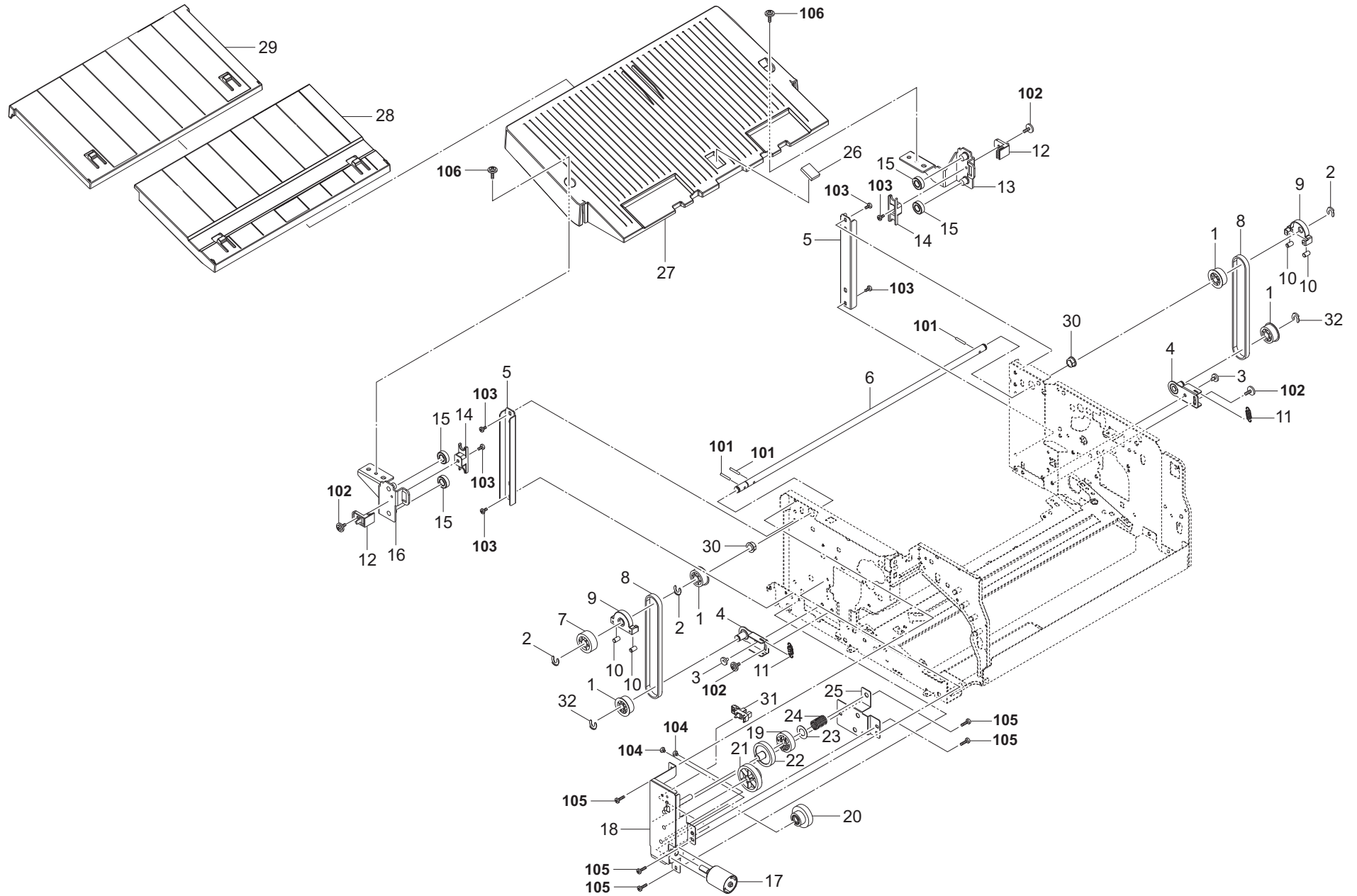
3RD-2

Ref. No. 番号	Part.No. 部品番号	Alternative. 代替部品番号	Description 部品名称	Notes 備考	Revision 改訂	Quantity 個数			
						100(日本)	120	230	240
1	303RD38070	3RD38070	FILM FFC B			1	1	1	
2	303RD38080	3RD38080	PLATE FFC			1	1	1	
3	303RD38060	3RD38060	FILM FFC			1	1	1	
4	303PX38120	3PX38120	GUIDE STAPLER WIRE			1	1	1	
5	303JY44011	3JY44011	STAPLER EH590			1	1	1	
6	303PW38070	3PW38070	GUIDE STAPLER			1	1	1	
7	302GR17540	2GR17540	SPRING CCD			1	1	1	
8	303PX37170	3PX37170	PULLEY BELT STOPPER			1	1	1	
9	303PX38050	3PX38050	STOPPER STAPLER MOUNT			1	1	1	
10	303RD38030	3RD38030	RAIL STAPLER SHIFT			1	1	1	
11	302P794010	2P794010	PARTS SENSOR OPT. SP			1	1	1	
12	302FB09830	2FB09830	CUT WASHER 4			2	2	2	
13	303PX38070	3PX38070	PULLEY MOUNT STAPLER			7	7	7	
14	5MVX111DN007	2BT11070	STOPPER 3 /2BT1107 A4			7	7	7	
15	303JY37220	3JY37220	STATIC ELIMINATOR CURSOR			1	1	1	
16	303RD38090	3RD38090	MOUNT STAPLER			1	1	1	
17	7BE006124431H01	BE119720	BEARING MR126ZZ			2	2	2	
18	303RD38050	3RD38050	PLATE STAPLER SHIFT			1	1	1	
19	303PX38150	3PX38150	HOLDER STAPLER			1	1	1	
20	303PX38080	3PX38080	COLLAR STAPLER			1	1	1	
21	5MVX111DN003	2A806250	RING STOPPER /A-49 FEED A4			5	5	5	
22	302K928110	2K928110	GEAR Z40R-Z28S			1	1	1	
23	303NB94040	3NB94040	PARTS MOTOR-PM MOVING SP		2:Part No-chg.	1	1	1	
24	303PX38100	3PX38100	PLATE STAPLER DRIVE			1	1	1	
25	2FB19260	2FB19260	GEAR Z30/B30			1	1	1	
26	302FB09670	2FB09670	SPACER DU PULLEY			1	1	1	
27	3HX22050	3HX22050	GEAR JOINT 20			1	1	1	
28	2BC06910	2BC06910	STOPPER 6			1	1	1	
29	303JY38240	3JY38240	SPACER 25			1	1	1	
30	303PX38140	3PX38140	PLATE BELT TENSION			1	1	1	
31	3AP02040	3AP02040	PULLEY 30,DUPLEX			1	1	1	
32	303PX38060	3PX38060	SLIDER MOUNT STAPLER			1	1	1	
33	303RD38010	3RD38010	BELT S2M-Z405			1	1	1	
34	303RD38020	3RD38020	SHAFT STAPLER SHIFT			1	1	1	
101	7BB100306H	BB046010	+BIND T.T S SCREW 3X6						
102	7BB202306H	BB106940	+TP-FLAT T.T P SCREW 3X6						
103	7BB700308H	BB105600	+BIND T.T S SCREW 3X8 SR						

• Parts with a Ref.No. of 500 and above in the illustration indicate they are not selected for service parts.

• イラスト中で 500 番台の Ref 番号が付いている部品はサービスパーツに選定されていません。

FIG. 7 Main Tray Section



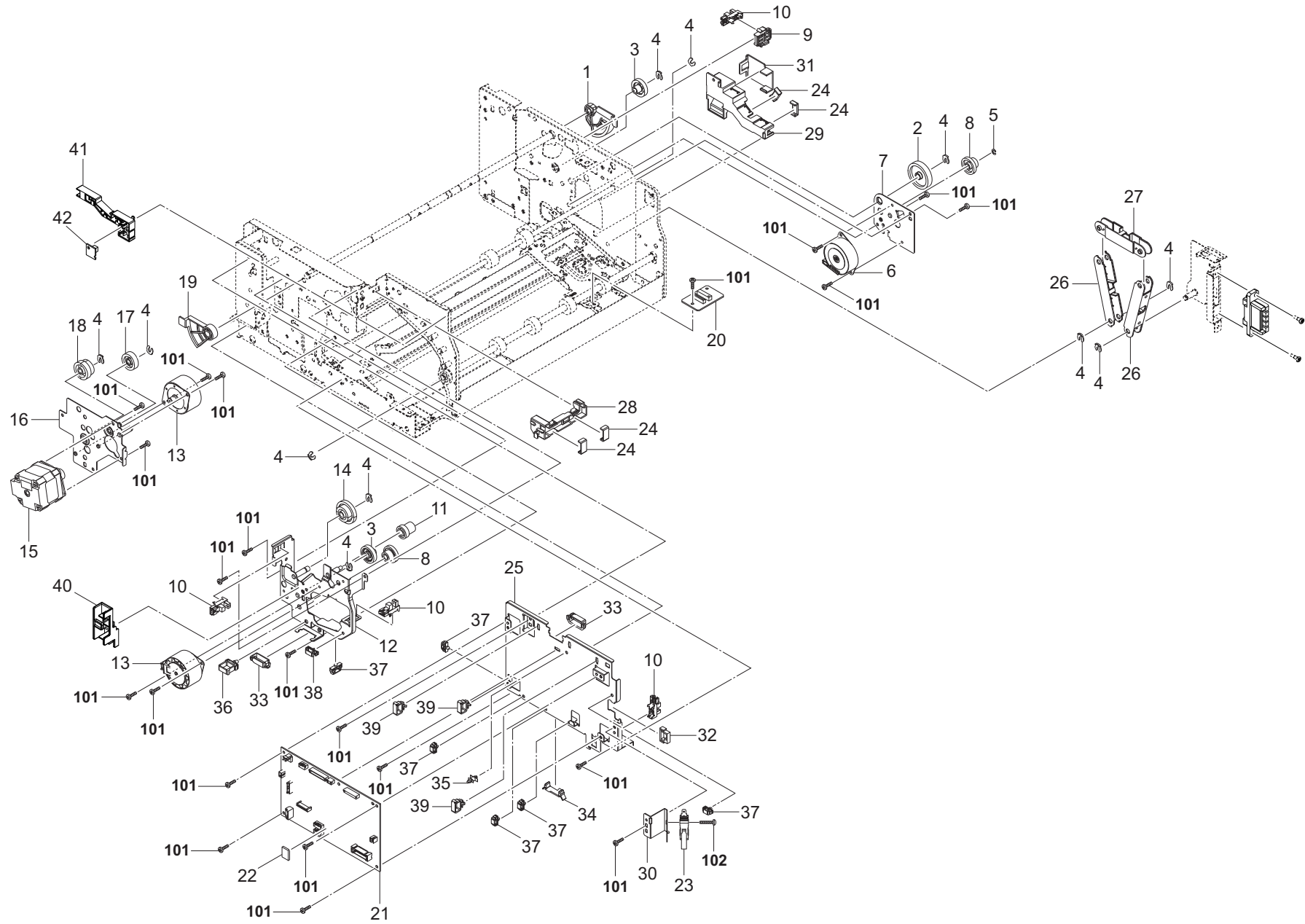


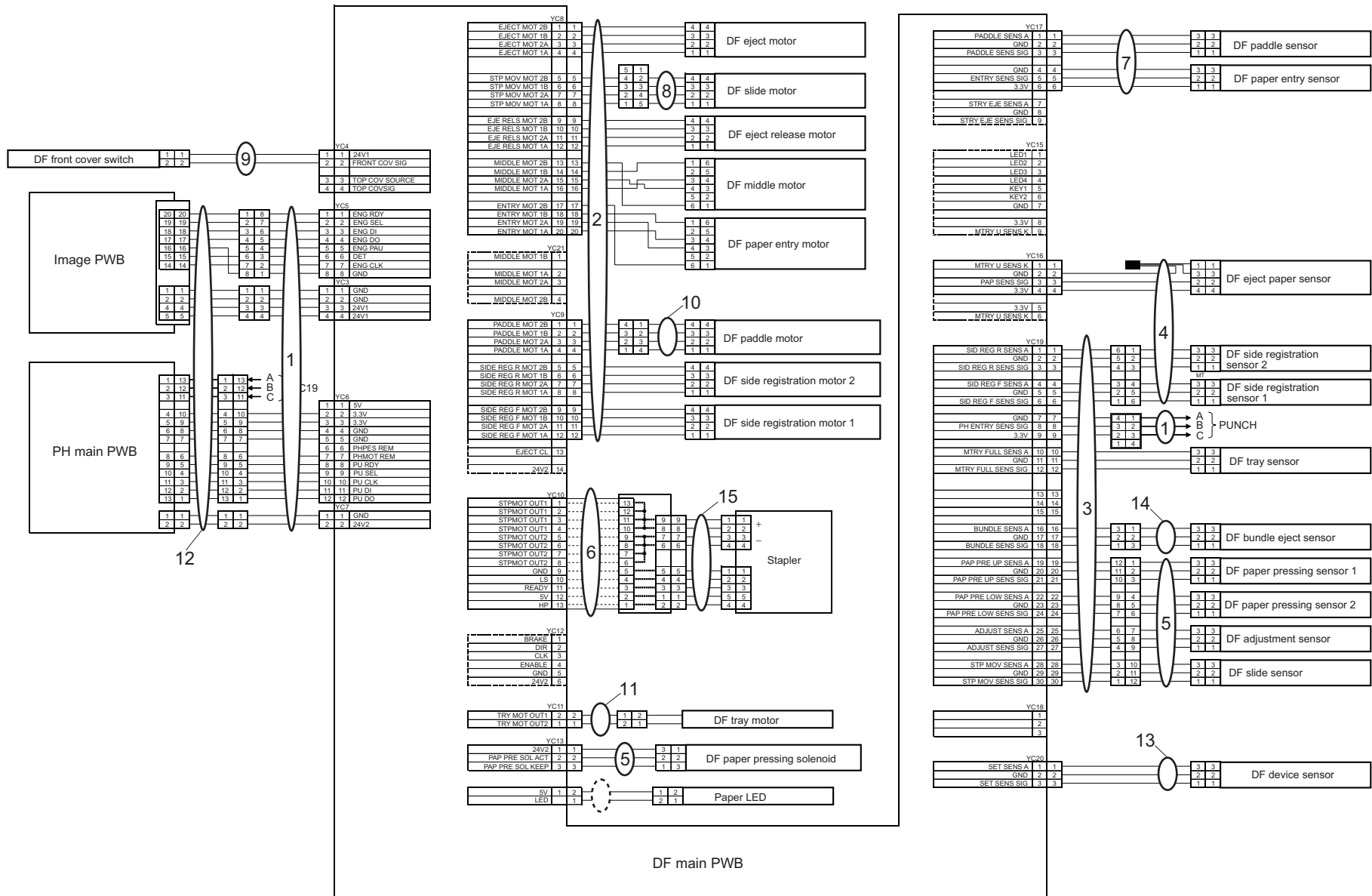
FIG. 8 Drive Section & Electrical Components

3RD

Ref. No. 番号	Part.No. 部品番号	Alternative. 代替部品番号	Description 部品名称	Notes 備考	Revision 改訂	Quantity 個数			
						100(日本)	120	230	240
1	303RD31010	3RD31010	GEAR GUIDE UPPER			1	1	1	
2	303JY31140	3JY31140	GEAR 41			1	1	1	
3	303P031040	3P031040	GEAR Z26S			2	2	2	
4	5MVX111DN003	2A806250	RING STOPPER /A-49 FEED A4			11	11	11	
5	302K924820	2K924820	CUT-WASHER 4			1	1	1	
6	302K994300	2K994300	PARTS MOTOR PM FEED SP			1	1	1	
7	303RD31020	3RD31020	PLATE GUIDE DRIVE REAR			1	1	1	
8	303PX31110	3PX31110	GEAR Z40R Z14S			2	2	2	
9	303RD31030	3RD31030	MOUNT SENSOR C			1	1	1	
10	302P794010	2P794010	PARTS SENSOR OPT. SP			4	4	4	
11	302LF28300	2LF28300	GEAR Z14S-Z30R			1	1	1	
12	303PX31031	3PX31031	PLATE GUIDE DRIVE FRONT			1	1	1	
13	303NB94040	3NB94040	PARTS MOTOR-PM MOVING SP			2	2	2	
14	302H024400	2H024400	GEAR FEED Z35SZ23S			1	1	1	
15	303NV94010	3NV94010	PARTS MOTOR DP SP			1	1	1	
16	303PX31090	3PX31090	MOUNT MOTOR F			1	1	1	
17	302LC03100	2LC03100	GEAR Z25S			1	1	1	
18	303PX31010	3PX31010	GEAR FEED Z28R Z23S			1	1	1	
19	303PX36640	3PX36640	GEAR GUIDE PRESS			1	1	1	
20	303NB94020	3NB94020	PARTS PWB STAPLER ASSY SP			1	1	1	
21	303RD94020	3RD94020	PARTS PWB DF MAIN ASSY SP			1	1	1	
22	7UMDEC002K81HQ2	02K81HQ2	IC.EEPROM			1	1	1	
23	2FB27160	2FB27160	INTER LOCK SWITCH			1	1	1	
24	303LL02330	3LL02330	HOLDER WIRE D			4	4	4	
25	303RD39010	3RD39010	MOUNT PWB			1	1	1	
26	303RD39020	3RD39020	GUIDE WIRE A			2	2	2	
27	303RD39030	3RD39030	GUIDE WIRE B			1	1	1	
28	303RD39040	3RD39040	GUIDE WIRE C			1	1	1	
29	303RD39050	3RD39050	GUIDE WIRE D			1	1	1	
30	303RD39060	3RD39060	MOUNT SENSOR			1	1	1	
31	303RD39070	3RD39070	HOLDER WIRE			1	1	1	
32	7YZM210009++H01	YZ126740	ACCESS.EDGING			1	1	1	
33	7YZM210010++H01	YZ145250	ACCESS.EDGING			2	2	2	
34	7YZM390015++H01	YZ124850	ACCESS.CLAMP			1	1	1	
35	7YZM510011++H01	YZ049270	ACCESS.SPACER			1	1	1	
36	7YZM610003++H01	YZ010250	ACCESS.SADDLE			1	1	1	
37	7YZM610007++H01	YZ023340	ACCESS.SADDLE			6	6	6	
38	7YZM610008++H01	YZ037940	ACCESS.SADDLE			1	1	1	
39	7YZM610010++H01	YZ042990	ACCESS.SADDLE			3	3	3	
40	303RD39080	3RD39080	GUIDE WIRE E			1	1	1	
41	303RD02190	3RD02190	MOUNT LED			1	1	1	
42	303RD94070	3RD94070	PARTS PWB LED ASSY SP			1	1	1	
101	7BB700308H	BB105600	+BIND T.T S SCREW 3X8 SR						
102	7BB700316H	BB106910	+BIND T.T S SCREW 3X16 SR						

• Parts with a Ref.No. of 500 and above in the illustration indicate they are not selected for service parts.

• イラスト中で 500 番台の Ref 番号が付いている部品はサービスパーツに選定されていません。



Part.No. 部品番号	Alternative. 代替部品番号	Description 部品名称	Fig.No.
2BC06510	2BC06510	BUSHING 8	3,5,7
2BC06520	2BC06520	BUSHING 6,REGISTRATION	3,5
2BC06910	2BC06910	STOPPER 6	3,4,5,6,7
2BG22990	2BG22990	CUT WASHER 4	2
2FB17200	2FB17200	MAGNET UPPER REG GUIDE	1
2FB19260	2FB19260	GEAR Z30/B30	6
2FB27160	2FB27160	INTER LOCK SWITCH	8
302F928180	2F928180	GEAR Z20H	5
302FB09670	2FB09670	SPACER DU PULLEY	6
302FB09830	2FB09830	CUT WASHER 4	3,5,6
302FG07020	2FG07020	PULLEY,CASSETTE RAIL	2
302GR17540	2GR17540	SPRING CCD	6
302H024400	2H024400	GEAR FEED Z35SZ23S	8
302H722760	2H722760	PULLEY MIDDLE A	5
302HN28220	2HN28220	SEAL ACTUATOR	2,3,4
302HN44100	2HN44100	MOTOR REVERSE	4
302HS31430	2HS31430	POLYSLIDER 9.5	7
302K031600	2K031600	GEAR FUSER Z24	7
302K317340	2K317340	PIN RETAINER	7
302K328260	2K328260	SPRING GUIDE EXIT PUSH	5
302K921420	2K921420	CUT-WASHER 6	7
302K924820	2K924820	CUT-WASHER 4	8
302K928110	2K928110	GEAR Z40R-Z28S	6
302K931080	2K931080	WIRE STOPPER	5
302K931760	2K931760	WORM WHEEL Z56L-Z20S	7
302K994300	2K994300	PARTS MOTOR PM FEED SP	8
302K994380	2K994380	PARTS SOLENOID FEED SHIFT SP	2
302KV03460	2KV03460	SEAL FRAME FEED	1,7
302LC03100	2LC03100	GEAR Z25S	8
302LC03510	2LC03510	PULLEY WASTE TRAY	2
302LF28300	2LF28300	GEAR Z14S-Z30R	8
302LK29030	2LK29030	GEAR Z27L	5
302NL04270	2NL04270	PLATE MAGNET	1
302NL28010	2NL28010	GUIDE EXIT PUSH JS	5
302P794010	2P794010	PARTS SENSOR OPT. SP	2,4,6,7,8
302R402250	2R402250	PIN CONNECTOR	2
303CG02021	3CG02021	SUPPORT PLATE,COVER	5
303H321050	3H321050	CUSHION EJECT GUIDE	4
303JX04150	3JX04150	FELT PF COVER	1,2
303JX31260	3JX31260	GEAR 22 L	5
303JY31140	3JY31140	GEAR 41	8
303JY37220	3JY37220	STATIC ELIMINATOR CURSOR	6
303JY38240	3JY38240	SPACER 25	6
303JY44011	3JY44011	STAPLER EH590	6
303LL02330	3LL02330	HOLDER WIRE D	8
303M407080	3M407080	PULLEY 20	4
303M846070	3M846070	WIRE HPSW	9
303MH04040	3MH04040	PIN COVER	2
303NB07160	3NB07160	HOLDER BEARING	3
303NB36100	3NB36100	HOLDER MIDDLE PULLEY	5
303NB36110	3NB36110	SHAFT MIDDLE PULLEY	5

Part.No. 部品番号	Alternative. 代替部品番号	Description 部品名称	Fig.No.
303NB36460	3NB36460	STATIC-ELIMINATOR EJECT	3
303NB36661	3NB36661	PULLEY MIDDLE	5
303NB36670	3NB36670	SPRING PULLEY	5
303NB94020	3NB94020	PARTS PWB STAPLER ASSY SP	8
303NB94040	3NB94040	PARTS MOTOR-PM MOVING SP	6,8
303NV94010	3NV94010	PARTS MOTOR DP SP	5,8
303NW94040	3NW94040	SENSOR OPT.	5
303P031040	3P031040	GEAR Z26S	8
303PV46070	3PV46070	WIRE TRAY HP SENSOR	9
303PW36250	3PW36250	GUIDE PAPER STOPPER S	4
303PW36260	3PW36260	LEVER GUIDE STOPPER F	4
303PW36270	3PW36270	RATCHET LEVER GUIDE F	4
303PW36280	3PW36280	SPRING GUIDE LEVER	4
303PW36290	3PW36290	SLIDER PAPER STOPPER F	4
303PW36300	3PW36300	SLIDER PAPER STOPPER R	4
303PW36310	3PW36310	LEVER GUIDE STOPPER R	4
303PW36320	3PW36320	RATCHET LEVER GUIDE R	4
303PW36330	3PW36330	SHAFT PAPER STOPPER SHIFT	4
303PW36360	3PW36360	SPRING GUIDE STOPPER	4
303PW36380	3PW36380	SPRING LEVER	4
303PW38070	3PW38070	GUIDE STAPLER	6
303PX02120	3PX02120	LEVER RELEASE HOOK	2
303PX02130	3PX02130	SPRING RELEASE HOOK	2
303PX07030	3PX07030	HOLDER FEED PULLEY	5
303PX07040	3PX07040	SHAFT FEED PULLEY	5
303PX28030	3PX28030	PAD EXIT	2
303PX28050	3PX28050	MOUNT SOLENOID	2
303PX28060	3PX28060	LEVER EXIT B	2
303PX28070	3PX28070	MOUNT SENSOR	2
303PX28080	3PX28080	SPRING EXIT	2
303PX28100	3PX28100	SPRING LEVER EXIT	2
303PX28110	3PX28110	LEVER EXIT C	2
303PX28130	3PX28130	SEAL SOLENOID	2
303PX31010	3PX31010	GEAR FEED Z28R Z23S	8
303PX31031	3PX31031	PLATE GUIDE DRIVE FRONT	8
303PX31080	3PX31080	GEAR Z22S	3
303PX31090	3PX31090	MOUNT MOTOR F	8
303PX31110	3PX31110	GEAR Z40R Z14S	8
303PX36080	3PX36080	GEAR Z45 P20	4
303PX36110	3PX36110	MOUNT SENSOR A	4
303PX36120	3PX36120	MOUNT SENSOR B	4
303PX36140	3PX36140	SHAFT EXIT	4
303PX36510	3PX36510	GUIDE CENTER F	3
303PX36530	3PX36530	GUIDE CENTER R	3
303PX36540	3PX36540	GEAR EXIT DRIVE	3
303PX36550	3PX36550	ARM PRESS	3
303PX36570	3PX36570	BELT EXIT PULLEY	3
303PX36580	3PX36580	SPRING EXIT PULLEY	3
303PX36630	3PX36630	SHAFT EXIT PULLEY	3
303PX36640	3PX36640	GEAR GUIDE PRESS	8
303PX36660	3PX36660	HOLDER PADDLE	3

Part.No. 部品番号	Alternative. 代替部品番号	Description 部品名称	Fig.No.
303PX36670	3PX36670	PLATE PULSE PADDLE	3
303PX36700	3PX36700	SHEET PADDLE	3
303PX36710	3PX36710	GUIDE PAPER STOPPER C	4
303PX36840	3PX36840	FILM PAPER STOPPER	4
303PX36850	3PX36850	PLATE SHAFT HOLDER	3
303PX36880	3PX36880	SPRING GUIDE UPPER	3
303PX36900	3PX36900	SPACER BELT DRIVE	3
303PX37090	3PX37090	GEAR 24	7
303PX37100	3PX37100	SPRING TRAY DRIVE	7
303PX37150	3PX37150	PULLEY 24 S3M	7
303PX37170	3PX37170	PULLEY BELT STOPPER	6,7
303PX38050	3PX38050	STOPPER STAPLER MOUNT	6
303PX38060	3PX38060	SLIDER MOUNT STAPLER	6
303PX38070	3PX38070	PULLEY MOUNT STAPLER	6
303PX38080	3PX38080	COLLAR STAPLER	6
303PX38100	3PX38100	PLATE STAPLER DRIVE	6
303PX38120	3PX38120	GUIDE STAPLER WIRE	6
303PX38140	3PX38140	PLATE BELT TENSION	6
303PX38150	3PX38150	HOLDER STAPLER	6
303PX46080	3PX46080	WIRE STAPLER	9
303PX94010	3PX94010	PARTS DC MOTOR ASSY SP	7
303PX94030	3PX94030	PARTS SENSOR OPT SP	4
303RD02120	3RD02120	GUIDE HOOK	2
303RD02130	3RD02130	BASE RAIL B	2
303RD02140	3RD02140	BASE RAIL C	2
303RD02150	3RD02150	MOUNT DRAWER	2
303RD02160	3RD02160	PLATE BASE RAIL	2
303RD02170	3RD02170	LEVER RELEASE R	2
303RD02180	3RD02180	GUIDE HOOK R	2
303RD02190	3RD02190	MOUNT LED	8
303RD02220	3RD02220	COVER BASE RAIL B	2
303RD02230	3RD02230	COVER BASE RAIL C	2
303RD02250	3RD02250	SHEET RAIL	2
303RD02260	3RD02260	SPRING TENSION	2,7
303RD04010	3RD04010	COVER FRONT	1
303RD04020	3RD04020	COVER FRONT RIGHT	1
303RD04030	3RD04030	COVER REAR	1
303RD04040	3RD04040	PARTITION FINISHER A	1
303RD04050	3RD04050	PARTITION FINISHER B	1
303RD04060	3RD04060	PARTITION FINISHER C	1
303RD04070	3RD04070	COVER UPPER	1
303RD04080	3RD04080	COVER RAIL FRONT	1
303RD04090	3RD04090	COVER RAIL REAR	1
303RD04110	3RD04110	SPRING COVER FRONT	1
303RD04120	3RD04120	SPRING RAIL	1
303RD04130	3RD04130	FILM PARTITION	1
303RD07040	3RD07040	SPRING-COMPRESSION REGIST	3
303RD24040	3RD24040	MOUNT MOTOR FEED IN	5
303RD24050	3RD24050	GUIDE FEED UP	5
303RD24060	3RD24060	COVER UPPER B	5
303RD24070	3RD24070	SPRING-TORSION FEED R	5

Part.No. 部品番号	Alternative. 代替部品番号	Description 部品名称	Fig.No.
303RD24090	3RD24090	GUIDE FEED UP B	5
303RD24100	3RD24100	GEAR Z28R-Z23R	5
303RD24150	3RD24150	SHEET FEED IN	5
303RD24160	3RD24160	GUIDE FEED IN B	5
303RD31010	3RD31010	GEAR GUIDE UPPER	8
303RD31020	3RD31020	PLATE GUIDE DRIVE REAR	8
303RD31030	3RD31030	MOUNT SENSOR C	8
303RD34010	3RD34010	LABEL STAPLER	1
303RD34020	3RD34020	LABEL D	5
303RD36020	3RD36020	GUIDE MIDDLE TRAY	4
303RD36030	3RD36030	SHAFT CURSOR	4
303RD36040	3RD36040	BELT S2M-Z185	4
303RD36060	3RD36060	SHAFT PADDLE	3
303RD36070	3RD36070	SHAFT GUIDE PRESS	3
303RD36080	3RD36080	SHAFT PULLEY DRIVE	3
303RD36090	3RD36090	GUIDE UPPER	3
303RD36100	3RD36100	GUIDE EXIT	3
303RD36120	3RD36120	GUIDE STOPPER FEED	3
303RD36130	3RD36130	PULLEY EXIT	4
303RD36140	3RD36140	MOUNT EXIT PULLEY	4
303RD36150	3RD36150	HOLDER CURSOR	4
303RD36160	3RD36160	CURSOR FRONT	4
303RD36170	3RD36170	CURSOR REAR	4
303RD36180	3RD36180	PULLEY EXIT ONEWAYCLUTCH	4
303RD36200	3RD36200	STATIC-ELIMINATOR EJECT	3
303RD36210	3RD36210	FILM PAPER STOPPER C	4
303RD36220	3RD36220	FILM PAPER STOPPER F	3
303RD36230	3RD36230	FILM PAPER STOPPER R	3
303RD36240	3RD36240	FILM PAPER STOPPER GUIDE F	4
303RD36250	3RD36250	FILM PAPER STOPPER GUIDE R	4
303RD36260	3RD36260	SPRING EARTH EXIT F	3
303RD36270	3RD36270	SPRING EARTH EXIT R	3
303RD37010	3RD37010	TRAY A	7
303RD37020	3RD37020	TRAY B	7
303RD37030	3RD37030	TRAY C	7
303RD37040	3RD37040	FRAME TRAY FRONT	7
303RD37050	3RD37050	FRAME TRAY REAR	7
303RD37060	3RD37060	HOLDER BELT	7
303RD37070	3RD37070	RAIL TRAY	7
303RD37080	3RD37080	MOUNT TRAY DRIVE A	7
303RD37090	3RD37090	MOUNT TRAY DRIVE B	7
303RD37100	3RD37100	GEAR Z42 Z20	7
303RD37110	3RD37110	GEAR Z38	7
303RD37120	3RD37120	SHAFT TRAY	7
303RD37130	3RD37130	BELT S3M-Z111	7
303RD37140	3RD37140	PLATE PULLEY	7
303RD37160	3RD37160	LEVER EXIT	2
303RD37170	3RD37170	PLATE TRAY RAIL	7
303RD37180	3RD37180	STOPPER BELT	7
303RD38010	3RD38010	BELT S2M-Z405	6
303RD38020	3RD38020	SHAFT STAPLER SHIFT	6

Part.No. 部品番号	Alternative. 代替部品番号	Description 部品名称	Fig.No.
303RD38030	3RD38030	RAIL STAPLER SHIFT	6
303RD38050	3RD38050	PLATE STAPLER SHIFT	6
303RD38060	3RD38060	FILM FFC	6
303RD38070	3RD38070	FILM FFC B	6
303RD38080	3RD38080	PLATE FFC	6
303RD38090	3RD38090	MOUNT STAPLER	6
303RD39010	3RD39010	MOUNT PWB	8
303RD39020	3RD39020	GUIDE WIRE A	8
303RD39030	3RD39030	GUIDE WIRE B	8
303RD39040	3RD39040	GUIDE WIRE C	8
303RD39050	3RD39050	GUIDE WIRE D	8
303RD39060	3RD39060	MOUNT SENSOR	8
303RD39070	3RD39070	HOLDER WIRE	8
303RD39080	3RD39080	GUIDE WIRE E	8
303RD46010	3RD46010	WIRE INTERFACE	9
303RD46020	3RD46020	WIRE MOTOR	9
303RD46030	3RD46030	WIRE SENSOR	9
303RD46040	3RD46040	WIRE MID TRAY SENSOR	9
303RD46060	3RD46060	WIRE PAPER HOLD	9
303RD46070	3RD46070	WIRE FFC	9
303RD46100	3RD46100	WIRE CI SENSOR	9
303RD46110	3RD46110	WIRE STM MOTOR	9
303RD46120	3RD46120	WIRE INTERLOCK	9
303RD46130	3RD46130	WIRE NCK MOTOR	9
303RD46140	3RD46140	WIRE TRAY MOTOR	9
303RD46150	3RD46150	WIRE DRAWER	9
303RD94020	3RD94020	PARTS PWB DF MAIN ASSY SP	8
303RD94030	3RD94030	PARTS ROLLER FEED UPPER SP	3
303RD94040	3RD94040	PARTS ROLLER FEED SP	5
303RD94050	3RD94050	PARTS ROLLER CONVEYING SP	5
303RD94060	3RD94060	PARTS ROLLER MIDDLE SP	3
303RD94070	3RD94070	PARTS PWB LED ASSY SP	8
3A722040	3A722040	PULLEY 24,CONVEYING	3
3AP02040	3AP02040	PULLEY 30,DUPLEX	6
3BR07040	3BR07040	PULLEY,PAPER FEED	3
3H622320	3H622320	GEAR 20 LIFT	3
3HX22050	3HX22050	GEAR JOINT 20	6
5MBP2010WXSP	E0020100	SPRING PIN / M2 X 10 S-BLK	2
5MVX111DN003	2A806250	RING STOPPER /A-49 FEED A4	2,3,4,5,6,8
5MVX111DN007	2BT11070	STOPPER 3 /2BT1107 A4	4,6
63212210	63212210	STATIC ELIMINATOR,EJECT	3
7BB000303H	BB107000	+BIND M SCREW 3X3	7
7BB100306H	BB046010	+BIND T.T S SCREW 3X6	2,4,5,6,7
7BB200308H	BB105660	+BIND T.T P SCREW 3X8	4,5
7BB202306H	BB106940	+TP-FLAT T.T P SCREW 3X6	4,6
7BB607306H	BB105770	+TP-CUP M SCREW 3X6 R	5
7BB700308H	BB105600	+BIND T.T S SCREW 3X8 SR	2,3,4,5,6,7,8
7BB700316H	BB106910	+BIND T.T S SCREW 3X16 SR	4,8
7BB702308H	BB107060	+TP-FLAT T.T S SCREW 3X8 SR	5,7
7BB782308H	BB111300	+TP-FLAT T.T S SCREW 3X8 SR(BLACK)	1
7BB782410H	BB111310	+TP-FLAT T.T S SCREW 4X10 SR(BLACK)	7

Part.No. 部品番号	Alternative. 代替部品番号	Description 部品名称	Fig.No.
7BC060629540H01	BC128200	POLY SLIDER WASHER 6.2X9.5X0.4T	4
7BC46042A050H01	BC046940	CUT WASHER 4.2X10.0X0.5T	2
7BE006124431H01	BE119720	BEARING MR126ZZ	3,6
7BE008165431H01	BE119730	BEARING 688ZZ	7
7BP00251200JH01	BP145780	SPRING PIN 2.5X12	3
7BP512010B0CH01	BP126160	PARALLEL PIN 2.0X10	3
7BP512012B0CH01	BP126440	PARALLEL PIN 2.0X12	3
7BP512514B0CH01	BP126560	PARALLEL PIN 2.5X14	3
7BP512516B0CH01	BP126540	PARALLEL PIN 2.5X16	7
7UMDEC002K81HQ2	02K81HQ2	IC.EEPROM	8
7YZM210006++H01	YZ038000	ACCESS.EDGING	2,4
7YZM210009++H01	YZ126740	ACCESS.EDGING	8
7YZM210010++H01	YZ145250	ACCESS.EDGING	8
7YZM390015++H01	YZ124850	ACCESS.CLAMP	8
7YZM510011++H01	YZ049270	ACCESS.SPACER	8
7YZM610003++H01	YZ010250	ACCESS.SADDLE	8
7YZM610007++H01	YZ023340	ACCESS.SADDLE	8
7YZM610008++H01	YZ037940	ACCESS.SADDLE	8
7YZM610009++H01	YZ042980	ACCESS.SADDLE	2,4
7YZM610010++H01	YZ042990	ACCESS.SADDLE	8

DF-7110

Rev.3
March 2017

—— CONTENTS / 目次 ——

FIG. 1	Covers	2
FIG. 2	Frames	5
FIG. 3	Paper Feed Section 1	7
FIG. 4	Paper Feed Section 2	10
FIG. 5	Paper Feed Section 3	13
FIG. 6	Main Exit Section	15
FIG. 7	Drive Section	17
FIG. 8	Electrical Components	19
FIG. 9	Wire Section.....	21
FIG. 10	Accessories.....	23
	• INDEX / 索引	25

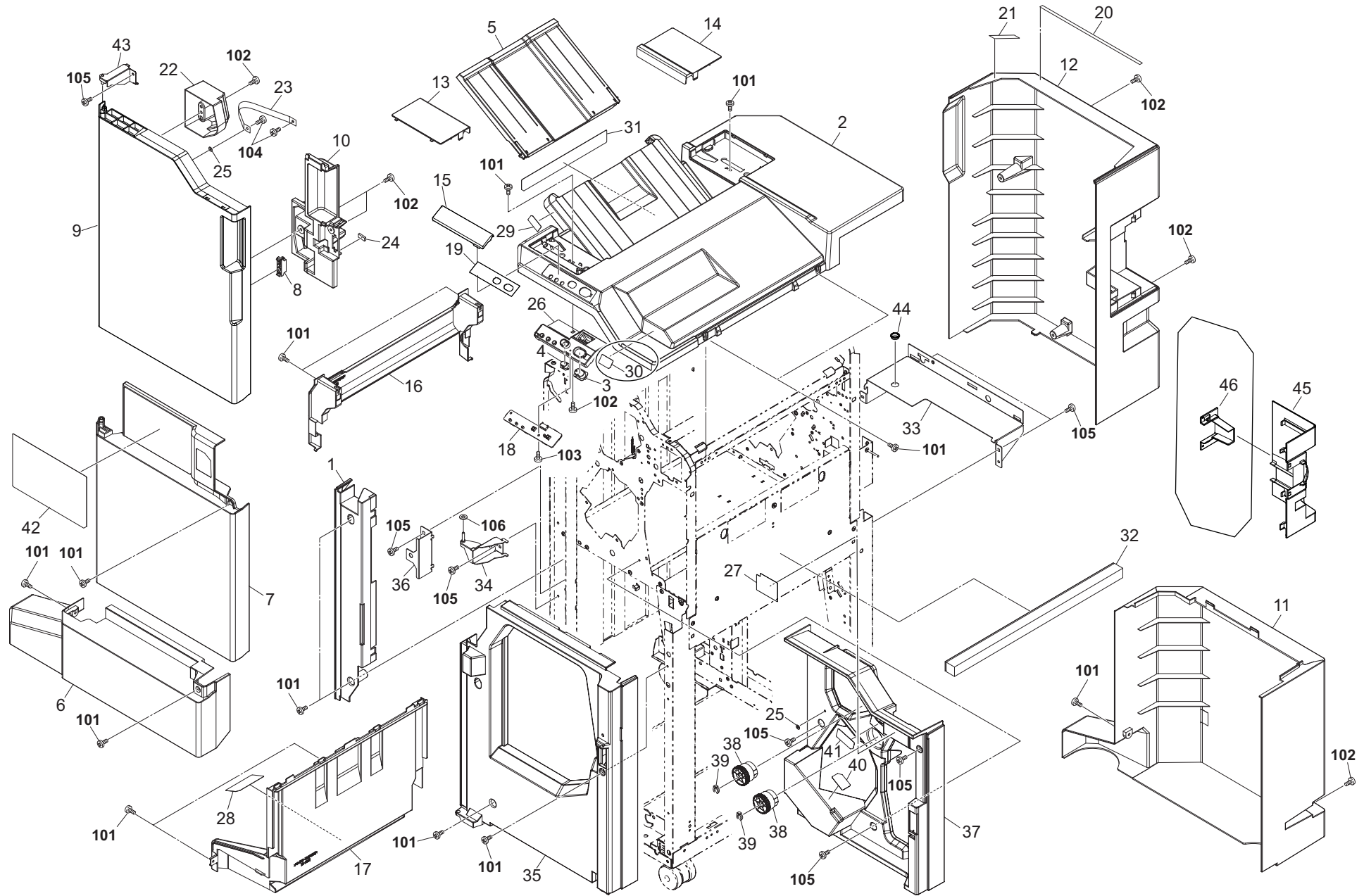


FIG. 1 Covers

3RW

Ref. No. 番号	Part.No. 部品番号	Alternative. 代替部品番号	Description 部品名称	Notes 備考	Revision 改訂	Quantity 個数			
						100(日本)	120	230	240
1	303NB04050	3NB04050	COVER FRONT LEFT UPPER			1	1	1	
2	303RW04010	3RW04010	COVER TOP			1	1	1	
3	303PG04090	3PG04090	KEY STAPLER			1	1	1	
4	303NB04240	3NB04240	KEY SELECT			1	1	1	
5	303RW04060	3RW04060	TRAY B SLIDE			1	1	1	
6	303RW04140	3RW04140	COVER FRONT LOWER			1	1	1	
7	303RW04130	3RW04130	COVER FRONT MIDDLE			1	1	1	
8	302H004660	2H004660	MAGNET CATCH			1	1	1	
9	303RW04110	3RW04110	COVER FRONT UPPER			1	1	1	
10	303NB04171	3NB04171	COVER HANDLE			1	1	1	
11	303NB04091	3NB04091	COVER REAR LOWER			1	1	1	
12	303NB04081	3NB04081	COVER REAR UPPER			1	1	1	
13	303RW04070	3RW04070	LID TOP FRONT			1	1	1	
14	303RW04080	3RW04080	LID TOP REAR			1	1	1	
15	303RW04020	3RW04020	COVER OPERATION			1	1	1	
16	303NB04142	3NB04142	COVER MAIN EXIT			1	1	1	
17	303NB04152	3NB04152	COVER LEFT LOWER			1	1	1	
18	303NB94030	3NB94030	PARTS PWB OPERATION ASSY SP			1	1	1	
19	303RW04120	3RW04120	SHEET OPERATION			1	1	1	
20	302H715300	2H715300	FILM MAG COVER C			1	1	1	
21	302HN02930	2HN02930	SHEET HOUSING LEFT			1	1	1	
22	303NB04320	3NB04320	STOPPER FRONT COVER			1	1	1	
23	302BL04681	2BL04681	STRAP COVER			1	1	1	
24	63213320	63213320	CUSHION,ORIGINAL COLLECTION			1	1	1	
25	302LW04260	2LW04260	SPACER USB			2	2	2	
26	303RW04100	3RW04100	MOUNT OPERATION			1	1	1	
27	303NB34250	3NB34250	LABEL D1			1	1	1	
28	303NB34220	3NB34220	LABEL CAUTION MAIN TRAY			1	1	1	
29	303RW34010	3RW34010	LABEL B			1	1	1	
30	303RW34020	3RW34020	LABEL C			1	1	1	
31	303RW34030	3RW34030	LABEL MANUAL STAPLER			1	1	1	
32	303NB02310	3NB02310	SPONGE JOINT			1	1	1	
33	303NB04310	3NB04310	MOUNT REAR COVER			1	1	1	
34	303NB04260	3NB04260	FULCRUM-PLATE COVER MIDDLE			1	1	1	
35	303NB04071	3NB04071	COVER INNER LOWER			1	1	1	
36	303NB04330	3NB04330	REINFORCEMENT FULCRUM MIDDLE			1	1	1	
37	303NB04065	3NB04065	COVER INNER UPPER			1	1	1	
38	303NB04200	3NB04200	HANDLE JAM REMOVAL			2	2	2	
39	2BC06910	2BC06910	STOPPER 6			2	2	2	
40	303NB34240	3NB34240	LABEL A STAPLER			1	1	1	
41	303NB34210	3NB34210	LABEL D3 D5			1	1	1	
42	303NB34200	3NB34200	LABEL OPERATION			1	1	1	
43	303NB04250	3NB04250	FULCRUM-PLATE COVER UPPER			1	1	1	
44	7YZM110001++H01	YZ009420	ACCESS.BUSHING			1	1	1	
45	303NC04063	3NC04063	COVER LID REAR			1	1	1	
46	303NC04190	3NC04190	COVER LID REAR S			1	1	1	

• Parts with a Ref.No. of 500 and above in the illustration indicate they are not selected for service parts.

• イラスト中で 500 番台の Ref 番号が付いている部品はサービスパーツに選定されていません。

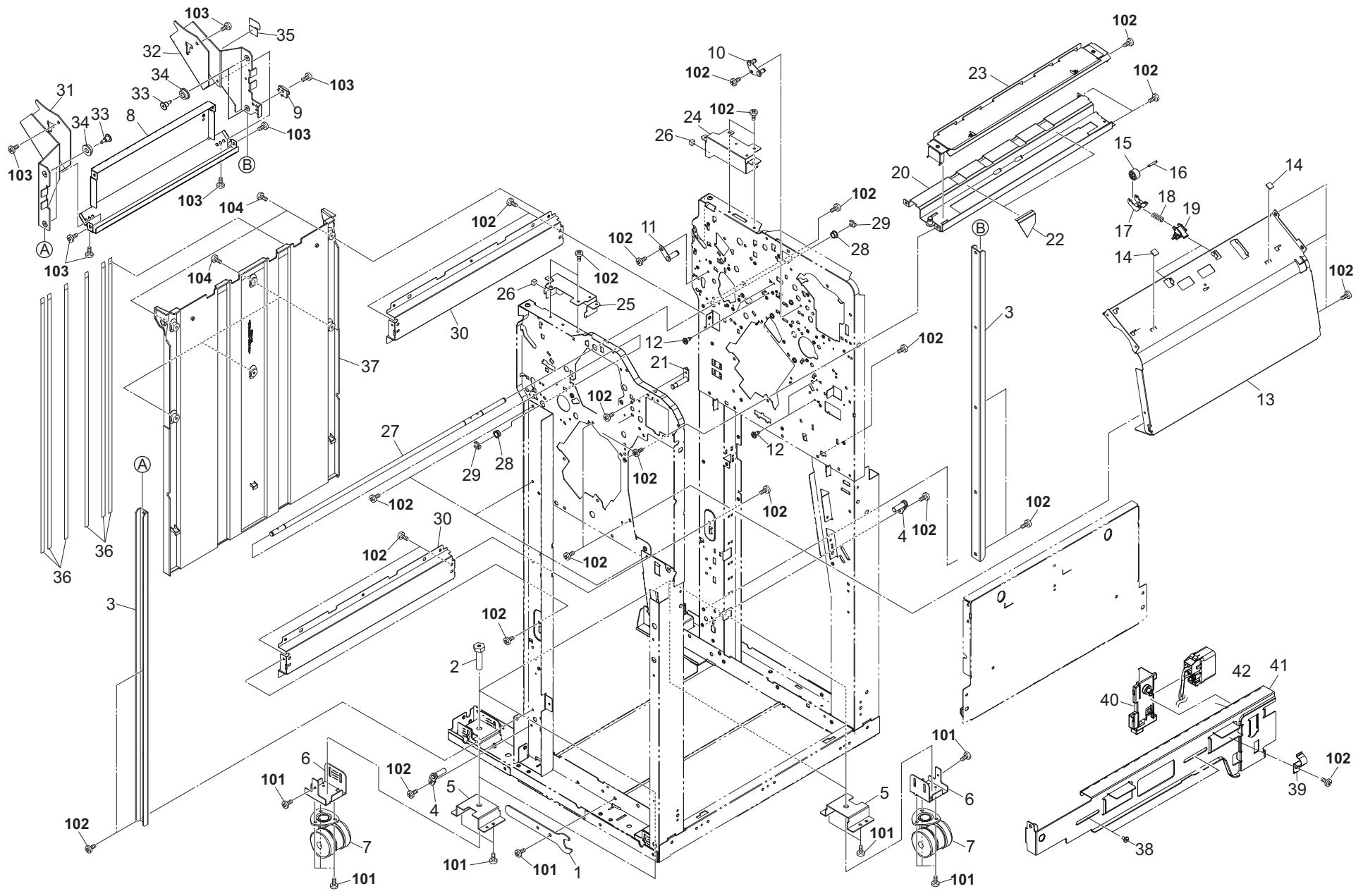


FIG. 2 Frames

3RW-3

Ref. No. 番号	Part.No. 部品番号	Alternative. 代替部品番号	Description 部 品 名 称	Notes 備 考	Revision 改 訂	Quantity 個数			
						100(日本)	120	230	240
1	303LT03130	3LT03130	SPANNER			1	1	1	
2	303LT03140	3LT03140	BOLT M10L40			4	4	4	
3	303NB37180	3NB37180	RAIL MAIN TRAY			2	2	2	
4	303ND02360	3ND02360	PIN HOOK BOOKLET			2	2	2	
5	303NB02220	3NB02220	PLATE HOLDER CASTER			4	4	4	
6	303NB02211	3NB02211	PLATE CASTER			4	4	4	
7	302N202011	2N202011	CASTER 100 CN			4	4	4	
8	303NB37110	3NB37110	FRAME MAIN TRAY CENTER			1	1	1	
9	303NB37090	3NB37090	LEVER SENSOR			1	1	1	
10	303NB31030	3NB31030	MOUNT FEED IDLE			1	1	1	
11	303NB31110	3NB31110	PIN EJECT DRIVE			1	1	1	
12	302GR25241	2GR25241	PIN GUIDE CHUTE			4	4	4	
13	303NB24090	3NB24090	GUIDE BOOKLET LEFT			1	1	1	
14	303H321120	3H321120	CUSHION HOLDER			2	2	2	
15	303NB36661	3NB36661	PULLEY MIDDLE		3:Others	2	2	2	
16	303NB36110	3NB36110	SHAFT MIDDLE PULLEY			2	2	2	
17	303NB36100	3NB36100	HOLDER MIDDLE PULLEY			2	2	2	
18	303NB36670	3NB36670	SPRING PULLEY			2	2	2	
19	303NB36120	3NB36120	MOUNT MIDDLE PULLEY			2	2	2	
20	303RW07020	3RW07020	STAY PUNCH			1	1	1	
21	303NB04290	3NB04290	PLATE PIN HANDLE			1	1	1	
22	303NB07140	3NB07140	SHEET ROLLER FEED			2	2	2	
23	303NB07040	3NB07040	GUIDE PUNCH			1	1	1	
24	303NB02240	3NB02240	MOUNT MAIL REAR			1	1	1	
25	303NB02230	3NB02230	MOUNT MAIL FRONT			1	1	1	
26	303JY24AD0	3JY24AD0	CUSHION B			2	2	2	
27	303NB37070	3NB37070	SHAFT MAIN TRAY			1	1	1	
28	28107310	49028101	BUSH 8			2	2	2	
29	2BC06910	2BC06910	STOPPER 6			2	2	2	
30	303NB02180	3NB02180	STAY PARTITION			2	2	2	
31	303NB37100	3NB37100	FRAME MAIN TRAY FRONT			1	1	1	
32	303NB37120	3NB37120	FRAME MAIN TRAY REAR			1	1	1	
33	303NB37130	3NB37130	PIN RAIL			4	4	4	
34	3AK20200	3AK20200	PULLEY,MAIN TRAY			4	4	4	
35	303NB37190	3NB37190	FILM FRAME TRAY			1	1	1	
36	303NB02200	3NB02200	FILM PARTITION			6	6	6	
37	303NB02171	3NB02171	PARTITION FINISHER			1	1	1	
38	3CZ02230	3CZ02230	PIN,HOOK FULCRUM			2	2	2	
39	303NB02131	3NB02131	SPRING-PLATE JUNCTION			1	1	1	
40	303NB02360	3NB02360	GUIDE DRAWER			1	1	1	
41	303NB02341	3NB02341	PLATE LOCK JUNCTION D			1	1	1	
42	303NB46190	3NB46190	WIRE INTERFACE B			1	1	1	
101	7BB700412H	BB106830	+BIND T.T S SCREW 4X12 SR						
102	7BB700408H	BB105640	+BIND T.T S SCREW 4X8 SR						
103	7BB782410H	BB111310	+TP-FLAT T.T S SCREW 4X10 SR(BLACK)						
104	7BB782308H	BB111300	+TP-FLAT T.T S SCREW 3X8 SR(BLACK)						

• Parts with a Ref.No. of 500 and above in the illustration indicate they are not selected for service parts.

• イラスト中で 500 番台の Ref 番号が付いている部品はサービスパーツに選定されていません。

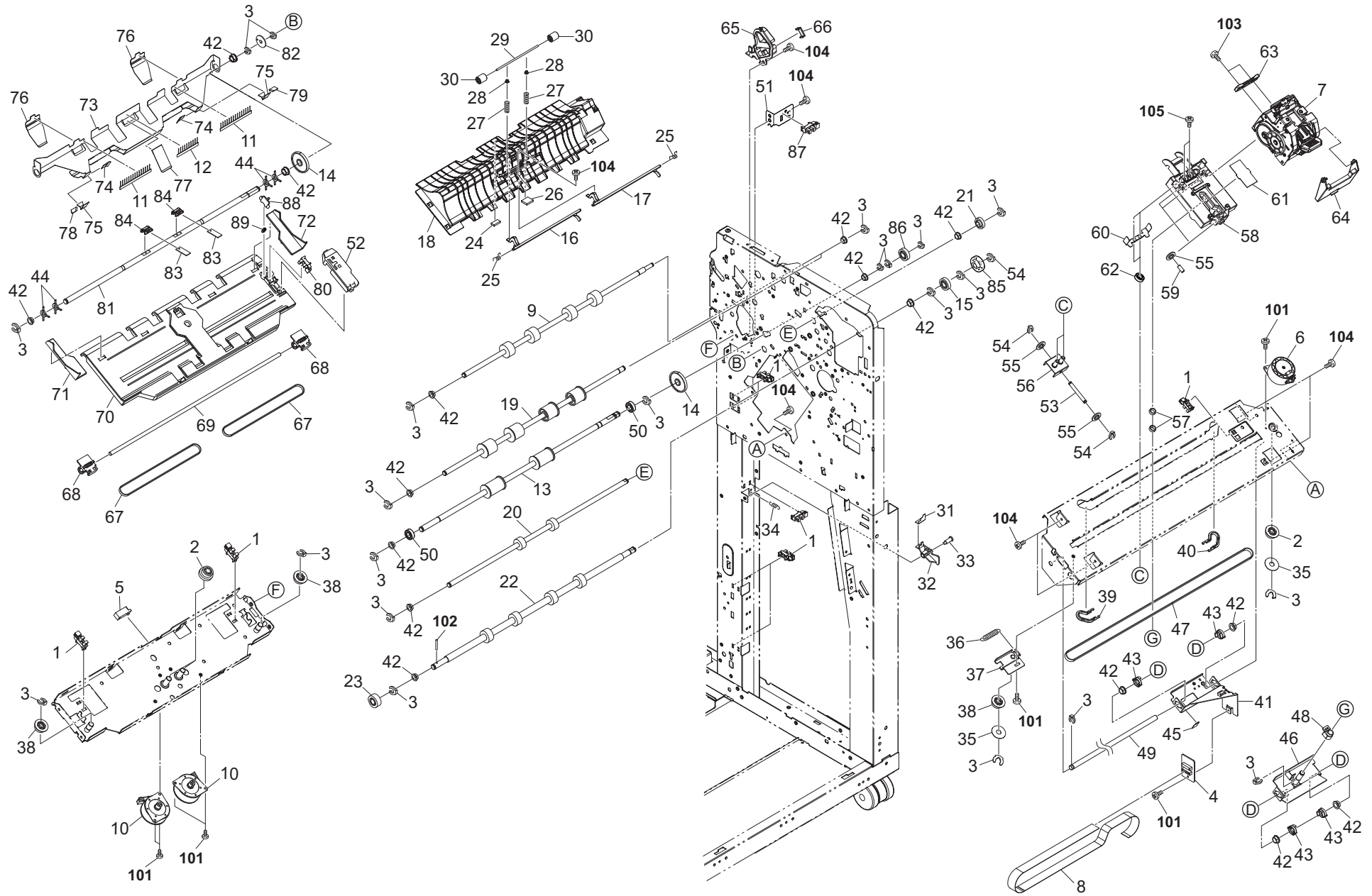


FIG. 3 Paper Feed Section 1

3RW-3

Ref. No. 番号	Part.No. 部品番号	Alternative. 代替部品番号	Description 部 品 名 称	Notes 備 考	Revision 改 訂	Quantity 個数			
						100(日本)	120	230	240
1	303M894260	3M894260	PARTS SENSOR OPT SP			8	8	8	
2	303NB28130	3NB28130	GEAR Z45-P30			3	3	3	
3	2BC06910	2BC06910	STOPPER 6			22	22	22	
4	303NB94020	3NB94020	PARTS PWB STAPLER ASSY SP			1	1	1	
5	303NW94060	3NW94060	PARTS SENSOR OPT. SP			1	1	1	
6	303NB94040	3NB94040	PARTS MOTOR-PM MOVING SP			1	1	1	
7	303NB94131	3NB94131	PARTS STAPLER EH600 SP			1	1	1	
8	303NB46110	3NB46110	WIRE FFC			1	1	1	
9	303NB94090	3NB94090	PARTS ROLLER EXIT SP			1	1	1	
10	302HN44100	2HN44100	MOTOR REVERSE			2	2	2	
11	303NB36580	3NB36580	STATIC-ELIMINATOR PAPER STOPPER			2	2	2	
12	303NB36460	3NB36460	STATIC-ELIMINATOR EJECT			1	1	1	
13	303RW94050	3RW94050	PARTS ROLLER MIDDLE SP			1	1	1	
14	303NB36150	3NB36150	GEAR 41 PADDLE A			2	2	2	
15	303NB31010	3NB31010	GEAR Z35R			1	1	1	
16	303NB24182	3NB24182	ACTUATOR MIDDLE		3:Design-chg.	1	1	1	
17	303RW24111	3RW24111	ACTUATOR DRUM		3:Design-chg.	1	1	1	
18	303RW24060	3RW24060	GUIDE MIDDLE CONVEYING LOWER			1	1	1	
19	303NB94060	3NB94060	PARTS ROLLER SUB EXIT SP			1	1	1	
20	303RW94040	3RW94040	PARTS ROLLER SUB CONVEYING SP			1	1	1	
21	303NB31020	3NB31020	GEAR Z35L			1	1	1	
22	303RW94020	3RW94020	PARTS ROLLER FEED LOWER SP			1	1	1	
23	302KS08110	2KS08110	GEAR 18			1	1	1	
24	63213320	63213320	CUSHION,ORIGINAL COLLECTION			1	1	1	
25	302K928190	2K928190	SPRING-TORSION SWITCHBACK			2	2	2	
26	303H321120	3H321120	CUSHION HOLDER			1	1	1	
27	302H728100	2H728100	SPRING EXIT PULLEY			2	2	2	
28	2FM04150	2FM04150	CAP SPRING /B-11 ENCLOSURE A4			2	2	2	
29	303RW24170	3RW24170	SHAFT FEED			1	1	1	
30	303B817020	3B817020	PULLEY SUB EJECT			2	2	2	
31	303NB37161	3NB37161	FILM SENSOR			1	1	1	
32	303NB37172	3NB37172	PLATE DETECTION			1	1	1	
33	303J902280	3J902280	PIN PAPER FEED			1	1	1	
34	302F902180	2F902180	SPRING LEVER EF			1	1	1	
35	303JY38240	3JY38240	SPACER 25			2	2	2	
36	72418140	72418140	SPRING, BLADE			1	1	1	
37	303NB38100	3NB38100	PLATE STAPLER UNIT TENSION			1	1	1	
38	3AP02040	3AP02040	PULLEY 30,DUPLEX			3	3	3	
39	303NB38071	3NB38071	RAIL STAPLER SHIFT FRONT			1	1	1	
40	303NB38121	3NB38121	RAIL STAPLER SHIFT REAR			1	1	1	
41	303NB38131	3NB38131	MOUNT PRINT STAPLER			1	1	1	
42	28107310	49028101	BUSH 8			16	16	16	
43	303NB38150	3NB38150	STOPPER BUSH			4	4	4	
44	303NB36550	3NB36550	RUBBER FEED			4	4	4	
45	302KK24390	2KK24390	FILM DU GUIDE			1	1	1	
46	303NB38051	3NB38051	PLATE STAPLER SHIFT			1	1	1	
47	303NB38030	3NB38030	BELT STAPLER SHIFT			1	1	1	
48	303NB38110	3NB38110	STOPPER DRIVE BELT			1	1	1	
49	303NB38040	3NB38040	SHAFT STAPLER SHIFT			1	1	1	

• Parts with a Ref.No. of 500 and above in the illustration indicate they are not selected for service parts.

• イラスト中で 500 番台の Ref 番号が付いている部品はサービスパーツに選定されていません。

FIG. 3 Paper Feed Section 1

3RW-3

Ref. No. 番号	Part.No. 部品番号	Alternative. 代替部品番号	Description 部 品 名 称	Notes 備 考	Revision 改 訂	Quantity 個数			
						100(日本)	120	230	240
50	7BE008165431H01	BE119730	BEARING 688ZZ			2	2	2	
51	303PW36240	3PW36240	MOUNT PI UPPER GUIDE			1	1	1	
52	303RW36050	3RW36050	COVER MIDDLE TRAY WIRE		3:Part No.-chg.	1	1	1	
53	303NB38080	3NB38080	SHAFT STOPPER PULLEY			1	1	1	
54	5MVX111DN003	2A806250	RING STOPPER /A-49 FEED A4			3	3	3	
55	5MVM176DN001	3B706020	PULLEY RAIL CASS /40283V0034 A4			5	5	5	
56	303NB38060	3NB38060	STOPPER STAPLER MOUNT			1	1	1	
57	3B807230	3B807230	COLLAR,MIDDLE BELT			2	2	2	
58	303NB38021	3NB38021	MOUNT STAPLER			1	1	1	
59	303NB38090	3NB38090	SHAFT MOUNT PULLEY			3	3	3	
60	303NB38190	3NB38190	PLATE EARTH STAPLER			1	1	1	
61	303NB38160	3NB38160	FILM STAPLER			1	1	1	
62	7BE006124431H01	BE119720	BEARING MR126ZZ			2	2	2	
63	303NB38180	3NB38180	GUIDE STAPLER			1	1	1	
64	303NB38140	3NB38140	COVER STAPLER			1	1	1	
65	303NB36050	3NB36050	DUCT UPPER GUIDE WIRE 1			1	1	1	
66	303LL02330	3LL02330	HOLDER WIRE D			1	1	1	
67	302FB09720	2FB09720	BELT FRONT DRIVE			2	2	2	
68	303NB36070	3NB36070	HOLDER CURSOR			2	2	2	
69	303NB36060	3NB36060	SHAFT CURSOR			1	1	1	
70	303rw36020	3rw36020	GUIDE MIDDLE TRAY			1	1	1	
71	303NB36031	3NB36031	CURSOR F MIDDLE TRAY			1	1	1	
72	303NB36041	3NB36041	CURSOR R MIDDLE TRAY			1	1	1	
73	303NB36082	3NB36082	GUIDE PAPER STOPPER			1	1	1	
74	303NB36420	3NB36420	FILM GUIDE STOPPER			2	2	2	
75	303NB36510	3NB36510	FILM GUIDE STOPPER B			2	2	2	
76	303NB36442	3NB36442	FILM GUIDE STOPPER S			2	2	2	
77	303NB36430	3NB36430	FILM GUIDE STOPPER C			1	1	1	
78	303NB36650	3NB36650	FILM GUIDE STOPPER E			1	1	1	
79	303NB36640	3NB36640	FILM GUIDE STOPPER D			1	1	1	
80	303M894260	3M894260	PARTS SENSOR OPT SP		3:Part No.-chg.	1	1	1	
81	303NB36141	3NB36141	SHAFT PADDLE A			1	1	1	
82	303NB36160	3NB36160	PLATE PULSE PADDLE A			1	1	1	
83	303NB36130	3NB36130	SHEET PADDLE A			2	2	2	
84	303NB36240	3NB36240	HOLDER PADDLE			2	2	2	
85	302HN22070	2HN22070	GEAR Z22L TC ROLL			1	1	1	
86	303JX31390	3JX31390	GEAR 22 R			1	1	1	
87	302P794010	2P794010	PARTS SENSOR OPT. SP			1	1	1	
88	303RW36040	3RW36040	ACTUATOR EXIT		3:Add	1	1	1	
89	302LC28150	2LC28150	SPRING-COMPRESSION		3:Add	1	1	1	
101	7BB700308H	BB105600	+BIND T.T S SCREW 3X8 SR						
102	5MBP2012WXSP	E0020120	SPRING PIN/M2 X 12 S-BLK						
103	7BB202306H	BB106940	+TP-FLAT T.T P SCREW 3X6						
104	7BB700408H	BB105640	+BIND T.T S SCREW 4X8 SR						
105	7BB607410H	BB106870	+TP-CUP M SCREW 4X10 R						

• Parts with a Ref.No. of 500 and above in the illustration indicate they are not selected for service parts.

• イラスト中で 500 番台の Ref 番号が付いている部品はサービスパーツに選定されていません。

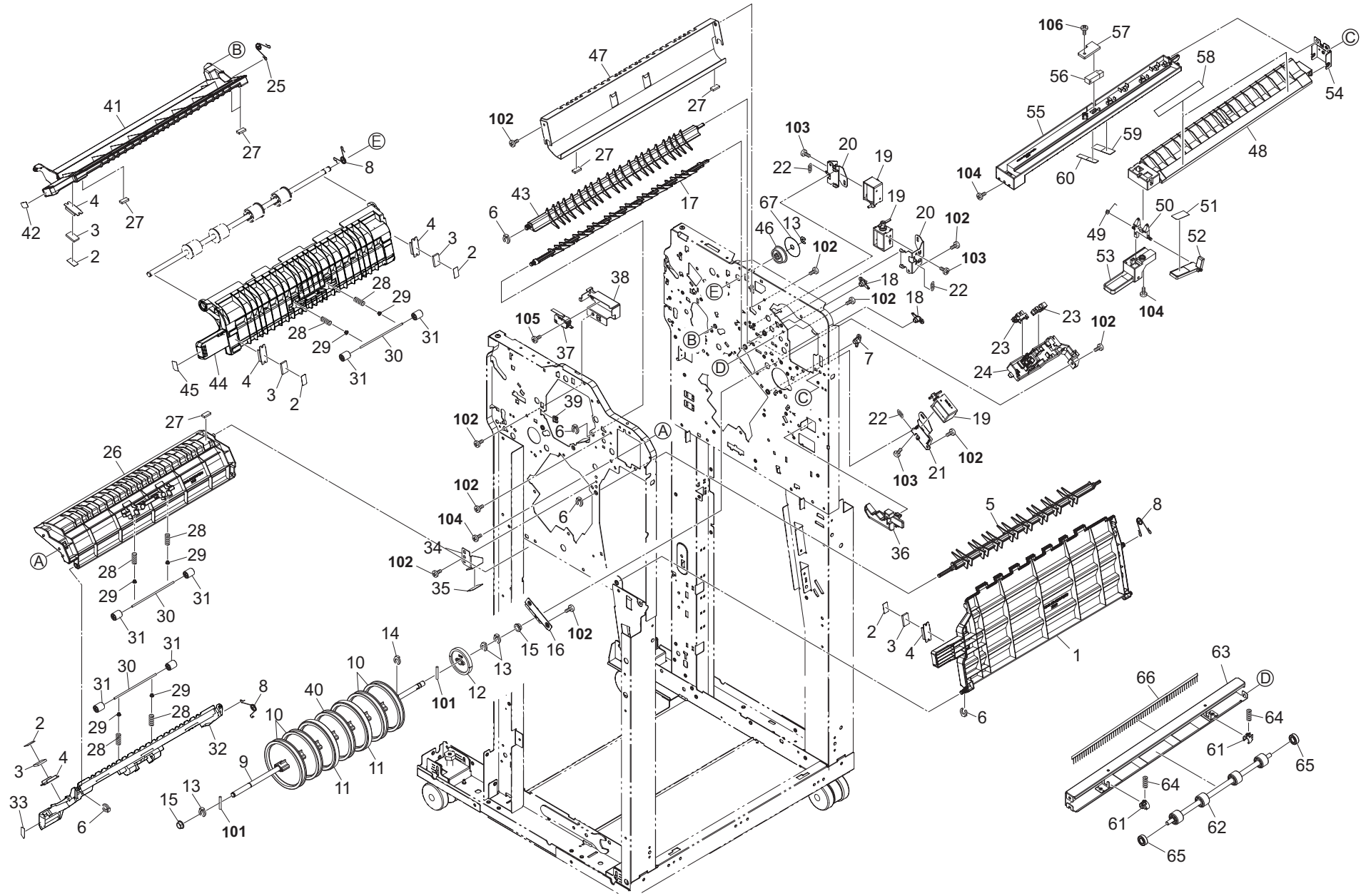


FIG. 4 Paper Feed Section 2

3RW-2

Ref. No. 番号	Part.No. 部品番号	Alternative. 代替部品番号	Description 部品名称	Notes 備考	Revision 改訂	Quantity 個数			
						100(日本)	120	230	240
1	303NB24080	3NB24080	GUIDE BOOKLET RIGHT			1	1	1	
2	302GR04380	2GR04380	SEAL MAGNET			5	5	5	
3	302GR04370	2GR04370	MAGNET CLIP DISH			5	5	5	
4	303NB24210	3NB24210	HOLDER MAGNET			5	5	5	
5	303RW24120	3RW24120	GUIDE FEED SHIFT BOOKLET			1	1	1	
6	5MVX111DN003	2A806250	RING STOPPER /A-49 FEED A4			5	5	5	
7	303NB24160	3NB24160	LEVER SOLENOID C			1	1	1	
8	303NB24220	3NB24220	SPRING GUIDE HOLD			3	3	3	
9	303RW24101	3RW24101	SHAFT DRUM		2:Design-chg.	1	1	1	
10	303H316390	3H316390	GUIDE WHEEL DRUM			4	4	4	
11	303H316370	3H316370	GUIDE DRUM ASS'Y			2	2	2	
12	3H316050	3H316050	GEAR 46 DRUM DRIVE			1	1	1	
13	2BC06910	2BC06910	STOPPER 6			4	4	4	
14	33973300	33973300	STOPPER 7,CARTRIDGE			1	1	1	
15	28107310	49028101	BUSH 8			2	2	2	
16	303NB24290	3NB24290	MOUNT GUIDE DRUM			1	1	1	
17	303RW24130	3RW24130	GUIDE FEED SHIFT DRUM			1	1	1	
18	303NB24140	3NB24140	LEVER SOLENOID AB			2	2	2	
19	302K994370	2K994370	PARTS SOLENOID FEED SHIFT SP			3	3	3	
20	303NB24130	3NB24130	MOUNT SOLENOID AB			2	2	2	
21	303NB24150	3NB24150	MOUNT SOLENOID C			1	1	1	
22	302FZ08190	2FZ08190	SPRING HOLDER MPT			3	3	3	
23	303M894260	3M894260	PARTS SENSOR OPT SP			2	2	2	
24	303NB24200	3NB24200	MOUNT PI ACTUATOR			1	1	1	
25	303RW24160	3RW24160	SPRING GUIDE HOLD			1	1	1	
26	303RW24070	3RW24070	GUIDE DRUM UPPER			1	1	1	
27	63213320	63213320	CUSHION,ORIGINAL COLLECTION			5	5	5	
28	302H728100	2H728100	SPRING EXIT PULLEY			6	6	6	
29	2FM04150	2FM04150	CAP SPRING /B-11 ENCLOSURE A4			6	6	6	
30	303RW24170	3RW24170	SHAFT FEED			3	3	3	
31	303B817020	3B817020	PULLEY SUB EJECT			6	6	6	
32	303RW24080	3RW24080	GUIDE DRUM LOWER			1	1	1	
33	303NB34170	3NB34170	LABEL D6 NEW			1	1	1	
34	303NB24280	3NB24280	MOUNT MAGNET			1	1	1	
35	303NB24330	3NB24330	FILM MAGNET			1	1	1	
36	303NB24320	3NB24320	STOPPER GUIDE			1	1	1	
37	2FB27160	2FB27160	INTER LOCK SWITCH			1	1	1	
38	303NB36330	3NB36330	MOUNT INTERLOCK UPPER GUIDE			1	1	1	
39	7YZM210014++H01	YZ152040	ACCESS.EDGING			1	1	1	
40	303RW24090	3RW24090	GUIDE WHEEL DRUM			1	1	1	
41	303NB24040	3NB24040	GUIDE MIDDLE CONVEYING UPPER			1	1	1	
42	303NB34040	3NB34040	LABEL D4			1	1	1	
43	303NB24100	3NB24100	GUIDE FEED SHIFT SUB			1	1	1	
44	303RW24031	3RW24031	GUIDE SUB LEFT OPEN			1	1	1	
45	303NB34020	3NB34020	LABEL D2			1	1	1	
46	303NB31130	3NB31130	PULLEY P42 EXIT			1	1	1	
47	303RW24010	3RW24010	GUIDE SUB RIGHT			1	1	1	
48	303NB07021	3NB07021	GUIDE FEED LOWER			1	1	1	

• Parts with a Ref.No. of 500 and above in the illustration indicate they are not selected for service parts.

• イラスト中で 500 番の Ref 番号が付いている部品はサービスパーツに選定されていません。

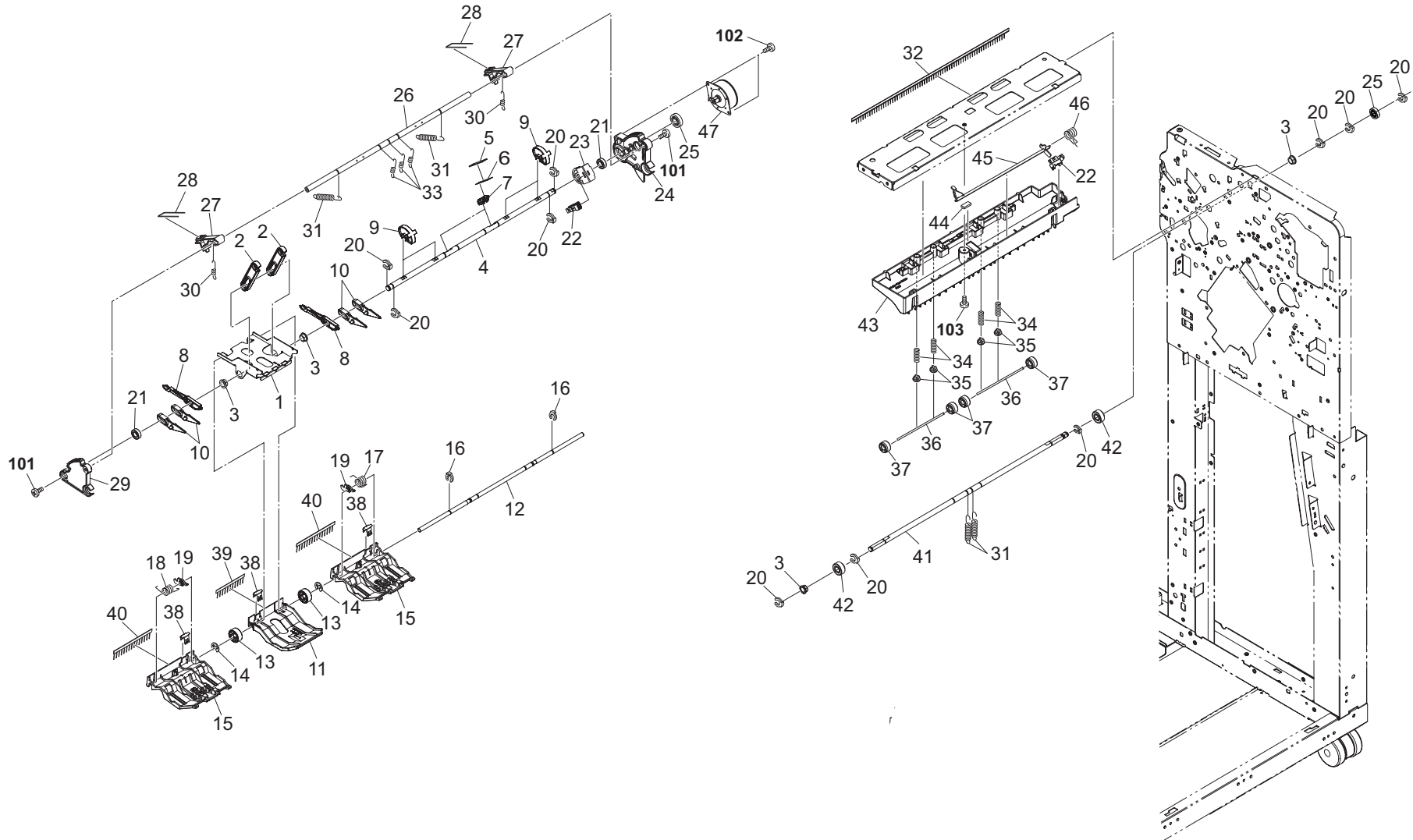


FIG. 5 Paper Feed Section 3

3RW

Ref. No. 番号	Part.No. 部品番号	Alternative. 代替部品番号	Description 部 品 名 称	Notes 備 考	Revision 改 訂	Quantity 個数			
						100(日本)	120	230	240
1	303NB36190	3NB36190	MOUNT EXIT PULLEY			1	1	1	
2	303NB36370	3NB36370	LEVER UPPER EXIT			2	2	2	
3	28107310	49028101	BUSH 8			4	4	4	
4	303NB36271	3NB36271	SHAFT PADDLE B			1	1	1	
5	303NB36260	3NB36260	SHEET PADDLE B			2	2	2	
6	303NB36480	3NB36480	FILM PADDLE B			2	2	2	
7	303NB36240	3NB36240	HOLDER PADDLE			2	2	2	
8	303NB36380	3NB36380	BRAKE EXIT			2	2	2	
9	303NB36600	3NB36600	CAM PADDLE			4	4	4	
10	303NB36591	3NB36591	LEVER PAPER PRESS			4	4	4	
11	303NB36350	3NB36350	GUIDE CENTER			1	1	1	
12	303NB36230	3NB36230	SHAFT PAPER PRESS			1	1	1	
13	303NB36200	3NB36200	PULLEY EXIT			2	2	2	
14	302FB09830	2FB09830	CUT WASHER 4			2	2	2	
15	303NB36224	3NB36224	GUIDE PAPER PRESS			2	2	2	
16	5MVX111DN003	2A806250	RING STOPPER /A-49 FEED A4			2	2	2	
17	303NB36540	3NB36540	SPRING EXIT R			1	1	1	
18	303NB36530	3NB36530	SPRING EXIT F			1	1	1	
19	303NB36521	3NB36521	GUIDE PAPER EXIT			2	2	2	
20	2BC06910	2BC06910	STOPPER 6			10	10	10	
21	7BE008165431H01	BE119730	BEARING 688ZZ			2	2	2	
22	303M894260	3M894260	PARTS SENSOR OPT SP			2	2	2	
23	303NB36250	3NB36250	MOUNT PI PADDLE B			1	1	1	
24	303NB36180	3NB36180	FRAME EXIT REAR			1	1	1	
25	303NB31010	3NB31010	GEAR Z35R			2	2	2	
26	303NB36210	3NB36210	SHAFT UPPER GUIDE			1	1	1	
27	303NB36390	3NB36390	LEVER BRAKE EXIT			2	2	2	
28	303NB36410	3NB36410	SPRING LEVER BRAKE			2	2	2	
29	303NB36170	3NB36170	FRAME EXIT FRONT			1	1	1	
30	303NB36290	3NB36290	SPRING EXIT PULLEY			2	2	2	
31	303NB36300	3NB36300	SPRING GUIDE PAPER PRESS			4	4	4	
32	303NB24300	3NB24300	STATIC-ELIMINATOR SUB EJECT			1	1	1	
33	303NB36630	3NB36630	SPRING EXIT PRESS			3	3	3	
34	302H728100	2H728100	SPRING EXIT PULLEY			4	4	4	
35	2FM04150	2FM04150	CAP SPRING /B-11 ENCLOSURE A4			4	4	4	
36	303RW24180	3RW24180	SHAFT EJECT			2	2	2	
37	303NB24310	3NB24310	PULLEY SUB EJECT			4	4	4	
38	303NB36471	3NB36471	PLATE EARTH EJECT			3	3	3	
39	303NB36500	3NB36500	STATIC-ELIMINATOR EJECT CENTER			1	1	1	
40	303NB36490	3NB36490	STATIC-ELIMINATOR EJECT SIDE			2	2	2	
41	303NB36310	3NB36310	SHAFT UPPER EXIT DRIVE			1	1	1	
42	2BL21430	2BL21430	GEAR EXIT Z20			2	2	2	
43	303RW24020	3RW24020	GUIDE SUB EJECT			1	1	1	
44	63213320	63213320	CUSHION,ORIGINAL COLLECTION			1	1	1	
45	303NB24170	3NB24170	ACTUATOR SUB			1	1	1	
46	302K928190	2K928190	SPRING-TORSION SWITCHBACK			1	1	1	
47	302HN44100	2HN44100	MOTOR REVERSE			1	1	1	
101	7BB607410H	BB106870	+TP-CUP M SCREW 4X10 R						
102	7BB200308H	BB105660	+BIND T.T P SCREW 3X8						
103	7BB700408H	BB105640	+BIND T.T S SCREW 4X8 SR						

• Parts with a Ref.No. of 500 and above in the illustration indicate they are not selected for service parts.

• イラスト中で 500 番台の Ref 番号が付いている部品はサービスパーツに選定されていません。

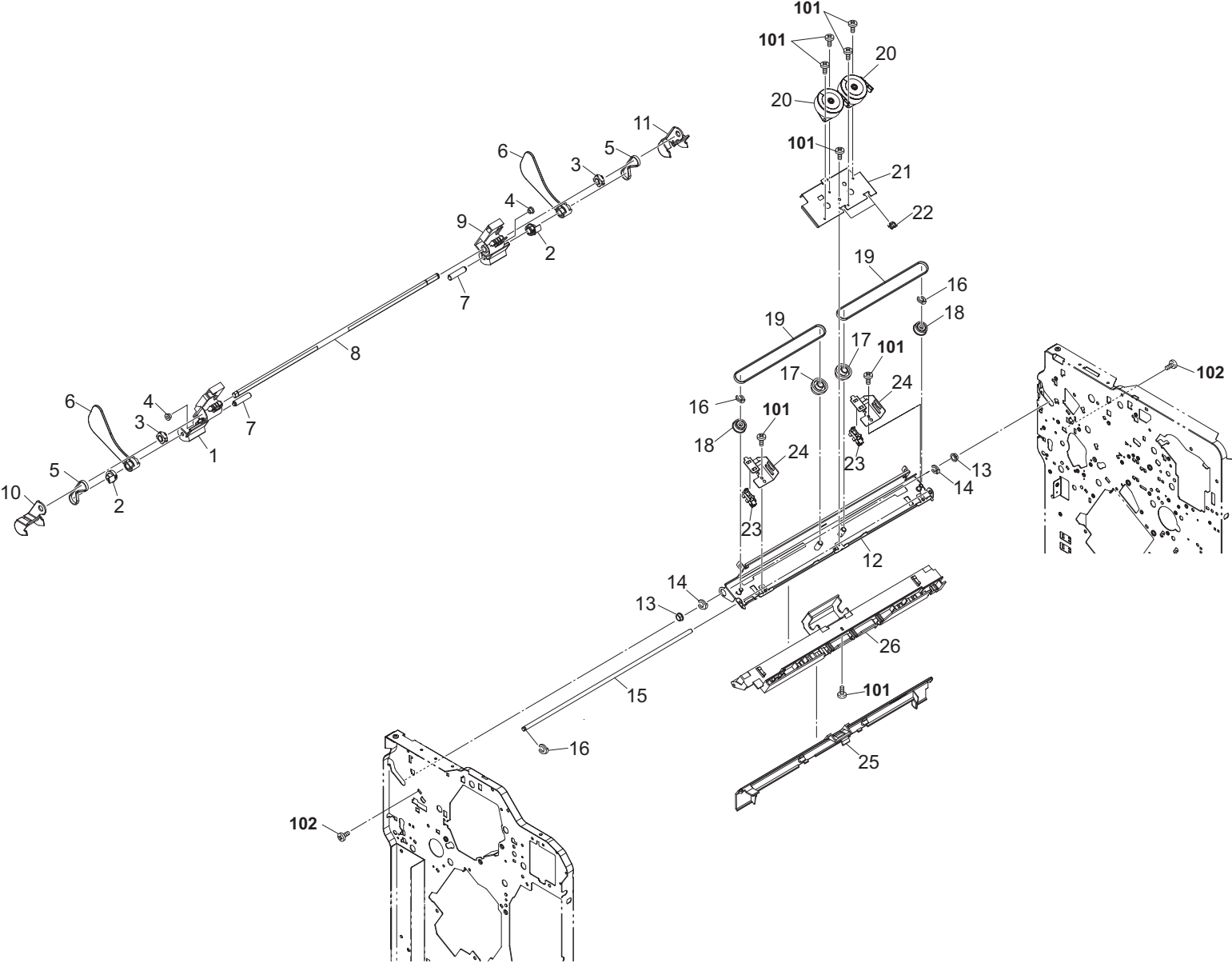


FIG. 6 Main Exit Section

3RW

Ref. No. 番号	Part.No. 部品番号	Alternative. 代替部品番号	Description 部品名称	Notes 備考	Revision 改訂	Quantity 個数			
						100(日本)	120	230	240
1	303NB28020	3NB28020	SLIDER F MAIN EXIT			1	1	1	
2	303NB28060	3NB28060	PULLEY 26 TURN			2	2	2	
3	302H029110	2H029110	PULLEY 26 DU			2	2	2	
4	2C902520	2C902520	COLLAR LEVER CONT.			2	2	2	
5	303NB28070	3NB28070	BELT 138			2	2	2	
6	303NB28010	3NB28010	CURSOR MAIN EXIT			2	2	2	
7	303NB28080	3NB28080	SHAFT CURSOR			2	2	2	
8	303NB28090	3NB28090	SHAFT DRIVE			1	1	1	
9	303NB28030	3NB28030	SLIDER R MAIN EXIT			1	1	1	
10	303NB28040	3NB28040	CAP F MAIN EXIT			1	1	1	
11	303NB28050	3NB28050	CAP R MAIN EXIT			1	1	1	
12	303NB28120	3NB28120	STAY MAIN EXIT			1	1	1	
13	28107310	49028101	BUSH 8			2	2	2	
14	2BC06910	2BC06910	STOPPER 6			2	2	2	
15	303NB28100	3NB28100	SHAFT GUIDE			1	1	1	
16	5MVX111DN003	2A806250	RING STOPPER /A-49 FEED A4			3	3	3	
17	303NB28130	3NB28130	GEAR Z45-P30			2	2	2	
18	302FB09610	2FB09610	PULLEY 30 DU			2	2	2	
19	303NB28110	3NB28110	BELT 396			2	2	2	
20	302HN44100	2HN44100	MOTOR REVERSE			2	2	2	
21	303NB28140	3NB28140	MOUNT SLIDE DRIVE			1	1	1	
22	7YZM210014++H01	YZ152040	ACCESS.EDGING			2	2	2	
23	303M894260	3M894260	PARTS SENSOR OPT SP			2	2	2	
24	303NB28150	3NB28150	MOUNT PI SLIDE			2	2	2	
25	303NB28222	3NB28222	GUIDE TURN			1	1	1	
26	303NB28160	3NB28160	GUIDE RETAINING			1	1	1	
101	7BB700308H	BB105600	+BIND T.T S SCREW 3X8 SR						
102	7BB700408H	BB105640	+BIND T.T S SCREW 4X8 SR						

• Parts with a Ref.No. of 500 and above in the illustration indicate they are not selected for service parts.

• イラスト中で 500 番台の Ref 番号が付いている部品はサービスパーツに選定されていません。

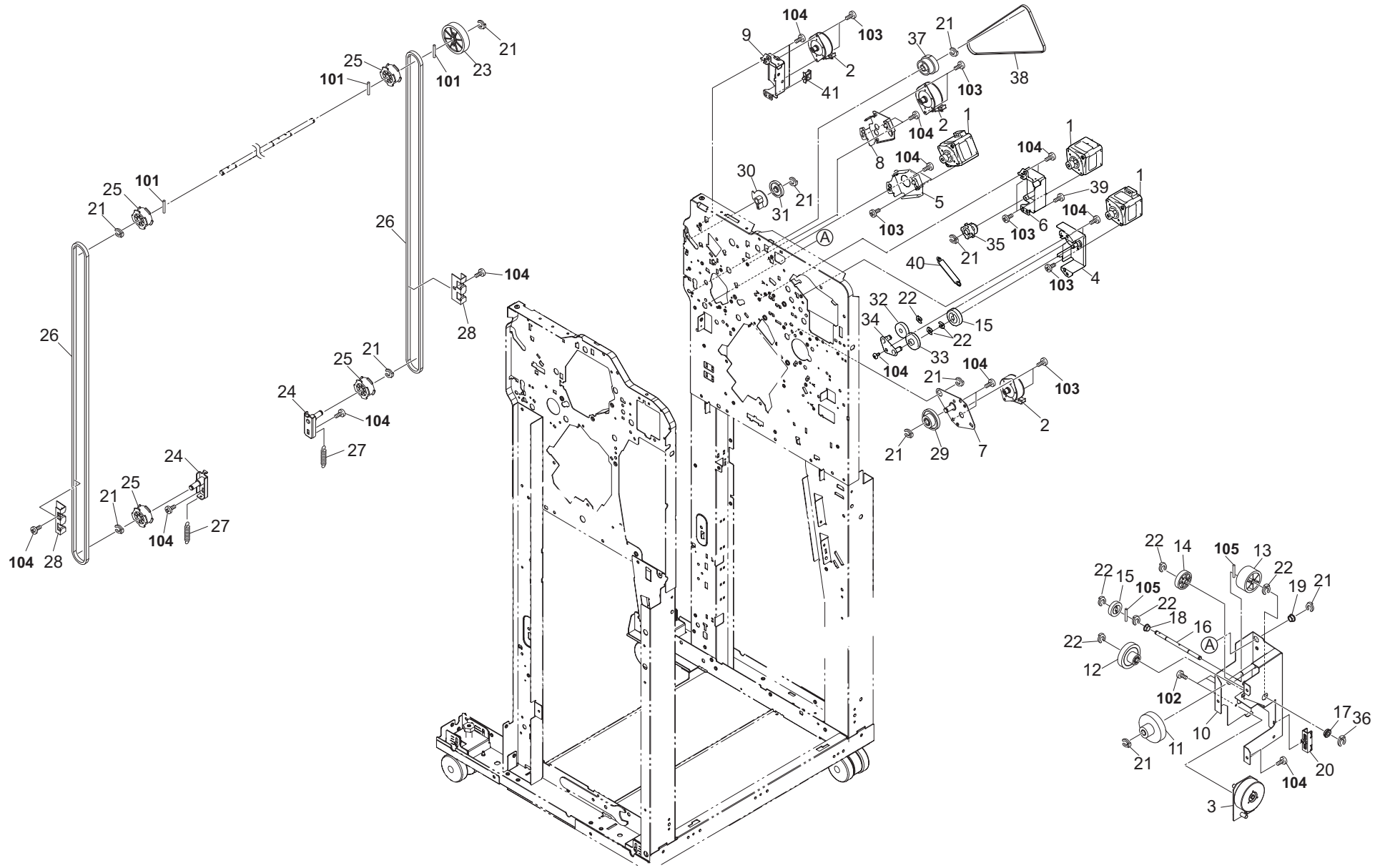


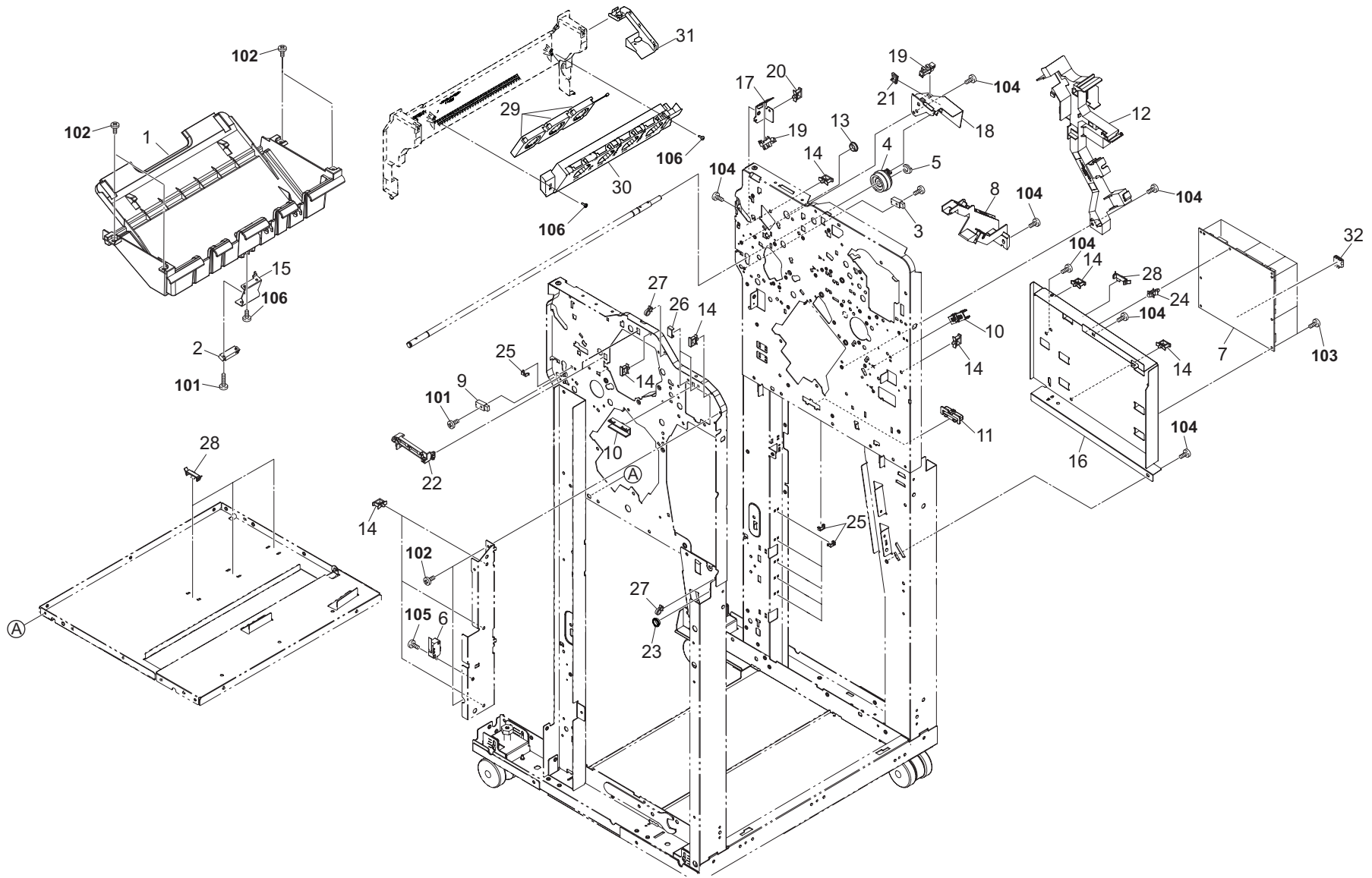
FIG. 7 Drive Section

3RW

Ref. No. 番号	Part.No. 部品番号	Alternative. 代替部品番号	Description 部品名称	Notes 備考	Revision 改訂	Quantity 個数			
						100(日本)	120	230	240
1	303NV94010	3NV94010	PARTS MOTOR DP SP			3	3	3	
2	302HN44100	2HN44100	MOTOR REVERSE			3	3	3	
3	303NB94052	3NB94052	PARTS MOTOR-BL BRAKE SP			1	1	1	
4	303RW31010	303RW3101	MOUNT FEED IN DRIVE			1	1	1	
5	303RW31020	303RW3102	MOUNT CONVEYING			1	1	1	
6	303RW31030	303RW3103	MOUNT EJECT DRIVE			1	1	1	
7	303NB31060	3NB31060	MOUNT DRUM DRIVE			1	1	1	
8	303NB31120	3NB31120	MOUNT CONVEYING			1	1	1	
9	303NB28190	3NB28190	MOUNT TURN DRIVE			1	1	1	
10	303NB37011	3NB37011	MOUNT DRIVE			1	1	1	
11	3AK20080	3AK20080	GEAR 18/50			1	1	1	
12	303NB37030	3NB37030	GEAR Z34L Z52L			1	1	1	
13	303NB37040	3NB37040	GEAR WORM			1	1	1	
14	303NB37050	3NB37050	GEAR Z60R			1	1	1	
15	302H731280	2H731280	GEAR Z29R MIDDLE			2	2	2	
16	303NB37020	3NB37020	SHAFT WORM			1	1	1	
17	74808080	74808080	BEARING,686ZZNR			1	1	1	
18	302K324450	2K324450	BUSH 6			1	1	1	
19	28107310	49028101	BUSH 8			1	1	1	
20	302LF39050	2LF39050	GUIDE WIRE FRONT PWB			1	1	1	
21	2BC06910	2BC06910	STOPPER 6			11	11	11	
22	5MVX111DN003	2A806250	RING STOPPER /A-49 FEED A4			8	8	8	
23	3AK20090	3AK20090	GEAR 51			1	1	1	
24	303NB37060	3NB37060	PLATE TENSION			2	2	2	
25	303NB37200	3NB37200	PULLEY 20S5M			4	4	4	
26	303NB37080	3NB37080	BELT LIFT			2	2	2	
27	303JY28200	3JY28200	SPRING MAIN TRAY			2	2	2	
28	3AK20050	3AK20050	HOLDER,TIMING BELT			2	2	2	
29	303NB31050	3NB31050	GEAR Z70R-Z20			1	1	1	
30	303NB28170	3NB28170	PLATE TURN PULSE			1	1	1	
31	303NB28180	3NB28180	GEAR Z55R			1	1	1	
32	303K531040	3K531040	GEAR 42			1	1	1	
33	303K531120	3K531120	GEAR 48 LOOP ROLLER			1	1	1	
34	303NB31030	3NB31030	MOUNT FEED IDLE			1	1	1	
35	303RW31040	3RW31040	GEAR Z22R-P35			1	1	1	
36	302FZ25740	2FZ25740	STOPPER 4			1	1	1	
37	303NB31100	3NB31100	GEAR Z35L-P42			1	1	1	
38	303NB31090	3NB31090	BELT 504			1	1	1	
39	3CZ02230	3CZ02230	PIN,HOOK FULCRUM			1	1	1	
40	27302160	48527301	SPRING,RELEASE LEVER			1	1	1	
41	7YZM610007++H01	YZ023340	ACCESS.SADDLE			1	1	1	
101	E5125200	E5125200	PARALLEL PIN H7A 2.5X20 SUS						
102	7BB007304H	BB105810	+TP-CUP M SCREW 3X4						
103	7BB700308H	BB105600	+BIND T.T S SCREW 3X8 SR						
104	7BB700408H	BB105640	+BIND T.T S SCREW 4X8 SR						
105	5MBP2012WPLD	E5120120	PARALLEL PIN/M2 X 12 SUS-DP						

• Parts with a Ref.No. of 500 and above in the illustration indicate they are not selected for service parts.

• イラスト中で 500 番台の Ref 番号が付いている部品はサービスパーツに選定されていません。



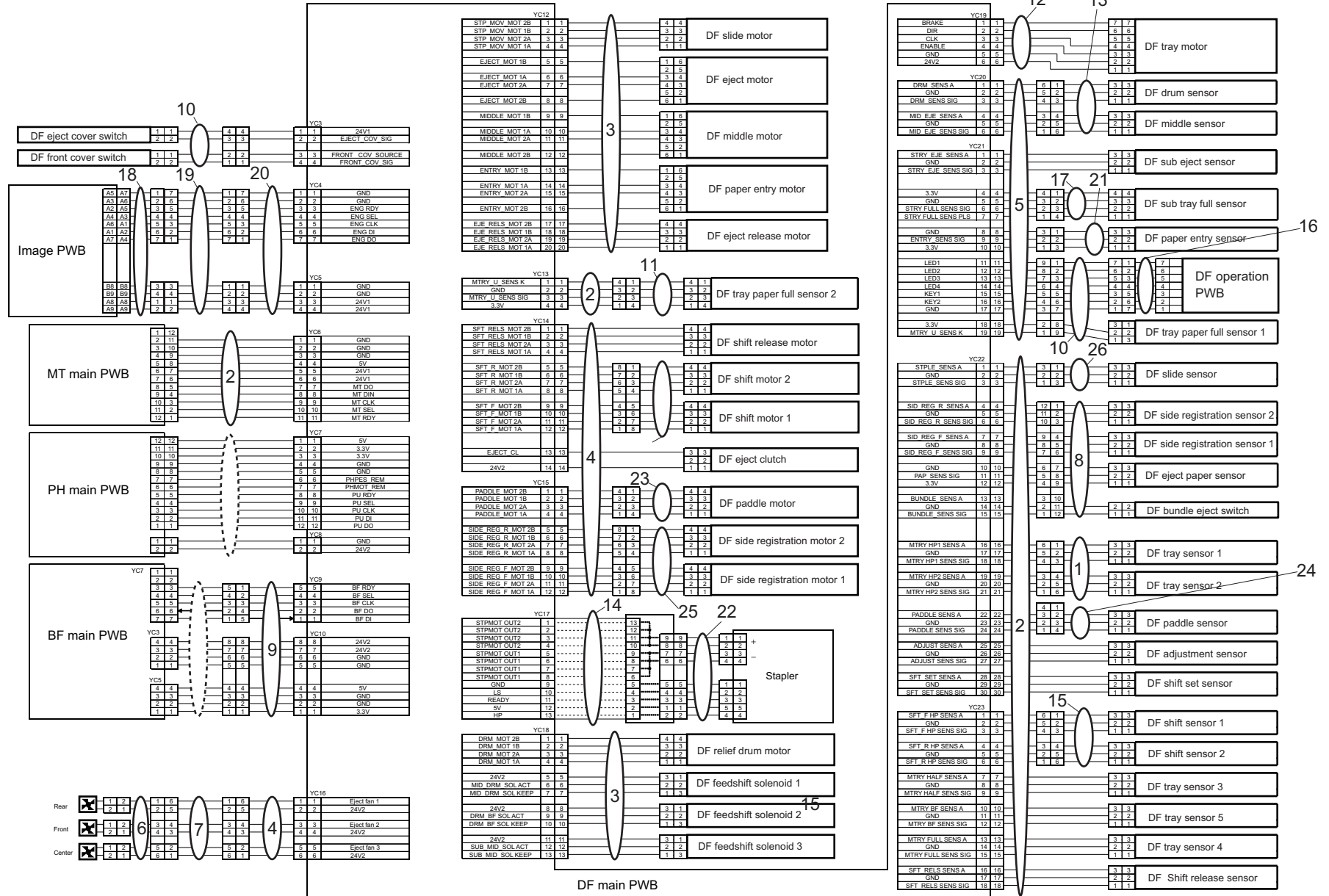


FIG. 9 Wire Section

3RW-3

Ref. No. 番号	Part.No. 部品番号	Alternative. 代替部品番号	Description 部品名称	Notes 備考	Revision 改訂	Quantity 個数			
						100(日本)	120	230	240
1	303RW46010	3RW46010	WIRE SENSOR 1			1	1	1	
2	303RW46020	3RW46020	WIRE SENSOR 2			1	1	1	
3	303RW46030	3RW46030	WIRE MOTOR 1			1	1	1	
4	303RW46040	3RW46040	WIRE MOTOR 2			1	1	1	
5	303RW46050	3RW46050	WIRE SENSOR 3			1	1	1	
6	303RW46060	3RW46060	WIRE FAN UNIT			1	1	1	
7	303RW46070	3RW46070	WIRE FAN JOINT			1	1	1	
8	303RV46080	3RV46080	CONN.CORD ASSY MID TRAY SENSOR		3:Part No.-chg.	1	1	1	
9	303NB46060	3NB46060	WIRE BOOKLET			1	1	1	
10	303NB46070	3NB46070	WIRE FRONT			1	1	1	
11	303NB46080	3NB46080	WIRE MTRAY SURF			1	1	1	
12	303NB46090	3NB46090	WIRE MTRAY MOTOR			1	1	1	
13	303NB46100	3NB46100	WIRE ME SENSOR			1	1	1	
14	303NB46110	3NB46110	WIRE FFC			1	1	1	
15	303NB46140	3NB46140	WIRE SHIFT			1	1	1	
16	303NB46160	3NB46160	WIRE OPERATION			1	1	1	
17	303NB46170	3NB46170	WIRE B-TRAY FULL			1	1	1	
18	303NB46180	3NB46180	WIRE INTERFACE A			1	1	1	
19	303NB46190	3NB46190	WIRE INTERFACE B			1	1	1	
20	303NB46200	3NB46200	WIRE INTERFACE C			1	1	1	
21	303NC46080	3NC46080	WIRE CI SENSOR			1	1	1	
22	303NC46100	3NC46100	WIRE STAPLER			1	1	1	
23	303NC46110	3NC46110	WIRE NCK MOTOR			1	1	1	
24	303NC46120	3NC46120	WIRE PADDLE SENSOR			1	1	1	
25	303NC46150	3NC46150	WIRE MID TRAY MOTOR			1	1	1	
26	303NC46160	3NC46160	WIRE STP HP SENSOR			1	1	1	

• Parts with a Ref.No. of 500 and above in the illustration indicate they are not selected for service parts.

• イラスト中で 500 番台の Ref 番号が付いている部品はサービスパーツに選定されていません。

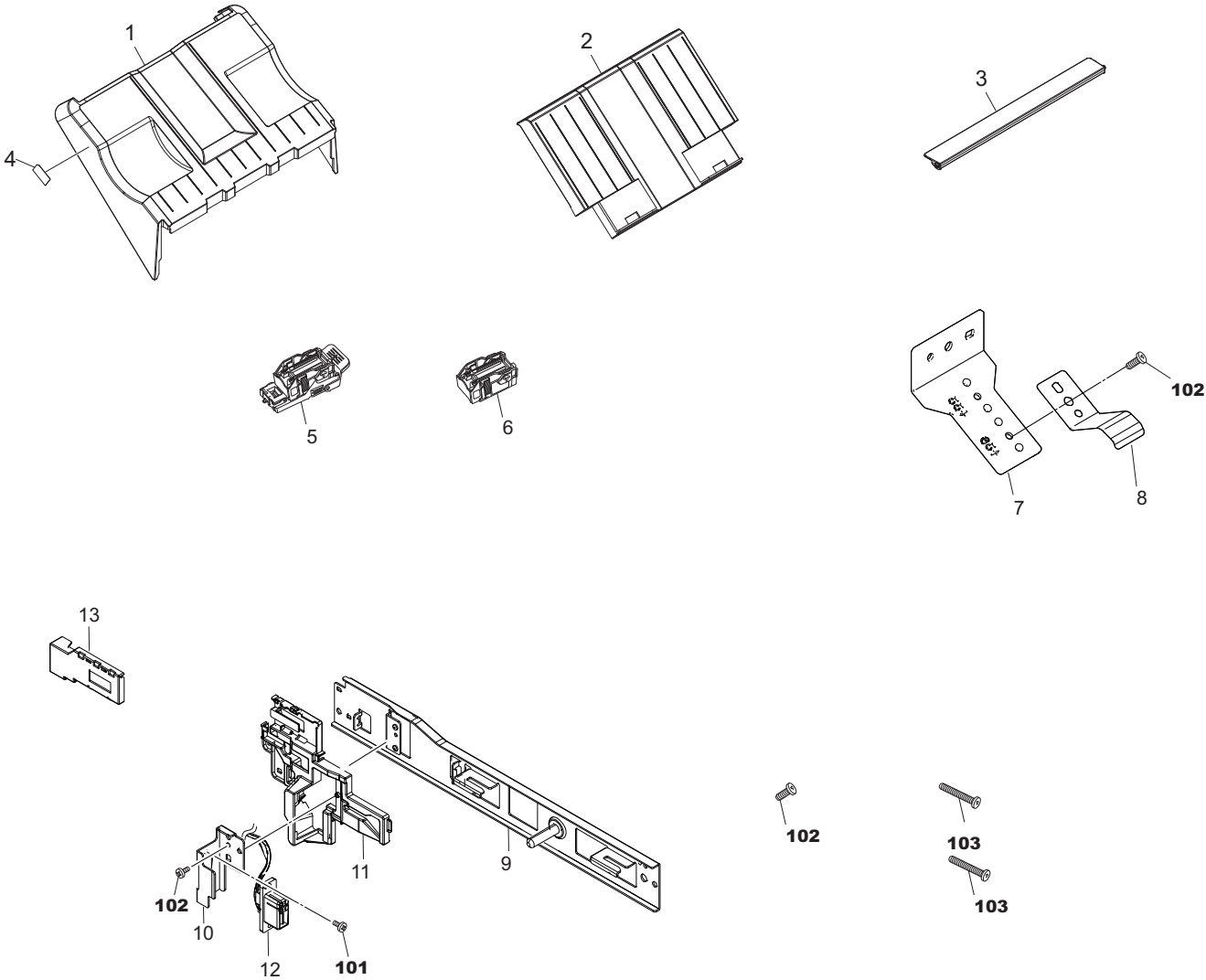


FIG. 10 Accessories

3RW

Ref. No. 番号	Part.No. 部品番号	Alternative. 代替部品番号	Description 部品名称	Notes 備考	Revision 改訂	Quantity 個数			
						100(日本)	120	230	240
1	303RW37010	3RW37010	TRAY MAIN UP			1	1	1	
2	303RW37020	3RW37020	TRAY MAIN LOW			1	1	1	
3	303RW04090	3RW04090	COVER JUNCTION TRAY C			1	1	1	
4	303RW34020	3RW34020	LABEL A			1	1	1	
5	303NB38200	3NB38200	CARTRIDGE EH600			1	1	1	
6	1903NB0UN0	093NB0UN	SH-12/STAPLE HOLDER	OPTION		1	1	1	
7	303NB02120	3NB02120	PLATE HOLDER EARTH			1	1	1	
8	303JY02400	3JY02400	PLATE EARTH RAIL			1	1	1	
9	303NB02370	3NB02370	PLATE JUNCTION D			1	1	1	
10	303NB02381	3NB02381	MOUNT DRAWER			1	1	1	
11	303NB02390	3NB02390	SLIDER DRAWER			1	1	1	
12	303NB46180	3NB46180	WIRE INTERFACE A			1	1	1	
13	303NB02420	3NB02420	COVER INTERFACE			1	1	1	
101	7BB700412H	BB106830	+BIND T.T S SCREW 4X12 SR						
102	7BB700408H	BB105640	+BIND T.T S SCREW 4X8 SR						
103	7BB780420H	BB116060	+BIND T.T S SCREW 4X20 SR(BLACK)						

• Parts with a Ref.No. of 500 and above in the illustration indicate they are not selected for service parts.

・イラスト中で 500 番台の Ref 番号が付いている部品はサービスパーツに選定されていません。

Part.No. 部品番号	Alternative. 代替部品番号	Description 部品名称	Fig.No.
1903NB0UN0	093NB0UN	SH-12/STAPLE HOLDER	10
27302160	48527301	SPRING,RELEASE LEVER	7
28107310	49028101	BUSH 8	23,4,5,6,7
2BC06910	2BC06910	STOPPER 6	1,2,3,4,5,6,7
2BL21430	2BL21430	GEAR EXIT Z20	5
2C902520	2C902520	COLLAR LEVER CONT.	6
2FB27160	2FB27160	INTER LOCK SWITCH	4,8
2FM04150	2FM04150	CAP SPRING /B-11 ENCLOSURE A4	3,4,5
302BL04681	2BL04681	STRAP COVER	1
302F902180	2F902180	SPRING LEVER EF	3
302FB09610	2FB09610	PULLEY 30 DU	6
302FB09720	2FB09720	BELT FRONT DRIVE	3
302FB09830	2FB09830	CUT WASHER 4	5
302FZ08190	2FZ08190	SPRING HOLDER MPT	4
302FZ25740	2FZ25740	STOPPER 4	7
302GR04370	2GR04370	MAGNET CLIP DISH	4
302GR04380	2GR04380	SEAL MAGNET	4
302GR25241	2GR25241	PIN GUIDE CHUTE	2
302H004660	2H004660	MAGNET CATCH	1
302H029110	2H029110	PULLEY 26 DU	6
302H715300	2H715300	FILM MAG COVER C	1
302H724030	2H724030	SPRING REGIST F	4
302H728100	2H728100	SPRING EXIT PULLEY	3,4,5
302H731280	2H731280	GEAR Z29R MIDDLE	7
302HN02930	2HN02930	SHEET HOUSING LEFT	1
302HN22070	2HN22070	GEAR Z22L TC ROLL	3
302HN44100	2HN44100	MOTOR REVERSE	3,5,6,7
302K324450	2K324450	BUSH 6	7
302K928190	2K928190	SPRING-TORSION SWITCHBACK	3,5
302K931080	2K931080	WIRE STOPPER	8
302K994370	2K994370	PARTS SOLENOID FEED SHIFT SP	4
302K994A50	2K994A50	PARTS FAN COOLING LSU 50 SP	8
302KK24390	2KK24390	FILM DU GUIDE	3
302KS08110	2KS08110	GEAR 18	3
302KV44041	2KV44041	CLUTCH 50 Z35R	8
302LC28150	2LC28150	SPRING-COMPRESSION	3
302LF39050	2LF39050	GUIDE WIRE FRONT PWB	7,8
302LW04260	2LW04260	SPACER USB	1
302N202011	2N202011	CASTER 100 CN	2
302P794010	2P794010	PARTS SENSOR OPT. SP	3
303B817020	3B817020	PULLEY SUB EJECT	3,4
303H316370	3H316370	GUIDE DRUM ASS'Y	4
303H316390	3H316390	GUIDE WHEEL DRUM	4
303H321120	3H321120	CUSHION HOLDER	2,3
303H322140	3H322140	FLANGE 36	4
303H327460	3H327460	SENSOR A,SEPARATION	8
303J902280	3J902280	PIN PAPER FEED	3
303JX31390	3JX31390	GEAR 22 R	3
303JY02400	3JY02400	PLATE EARTH RAIL	10
303JY24AD0	3JY24AD0	CUSHION B	2
303JY28200	3JY28200	SPRING MAIN TRAY	7

Part.No. 部品番号	Alternative. 代替部品番号	Description 部品名称	Fig.No.
303JY38240	3JY38240	SPACER 25	3
303JY38601	3JY38601	EDGING FFC	8
303K531040	3K531040	GEAR 42	7
303K531120	3K531120	GEAR 48 LOOP ROLLER	7
303LL02330	3LL02330	HOLDER WIRE D	3,8
303LT03130	3LT03130	SPANNER	2
303LT03140	3LT03140	BOLT M10L40	2
303M894260	3M894260	PARTS SENSOR OPT SP	3,4,5,6,8
303NB02120	3NB02120	PLATE HOLDER EARTH	10
303NB02131	3NB02131	SPRING-PLATE JUNCTION	2
303NB02171	3NB02171	PARTITION FINISHER	2
303NB02180	3NB02180	STAY PARTITION	2
303NB02200	3NB02200	FILM PARTITION	2
303NB02211	3NB02211	PLATE CASTER	2
303NB02220	3NB02220	PLATE HOLDER CASTER	2
303NB02230	3NB02230	MOUNT MAIL FRONT	2
303NB02240	3NB02240	MOUNT MAIL REAR	2
303NB02310	3NB02310	SPONGE JOINT	1
303NB02341	3NB02341	PLATE LOCK JUNCTION D	2
303NB02360	3NB02360	GUIDE DRAWER	2
303NB02370	3NB02370	PLATE JUNCTION D	10
303NB02381	3NB02381	MOUNT DRAWER	10
303NB02390	3NB02390	SLIDER DRAWER	10
303NB02420	3NB02420	COVER INTERFACE	10
303NB04050	3NB04050	COVER FRONT LEFT UPPER	1
303NB04065	3NB04065	COVER INNER UPPER	1
303NB04071	3NB04071	COVER INNER LOWER	1
303NB04081	3NB04081	COVER REAR UPPER	1
303NB04091	3NB04091	COVER REAR LOWER	1
303NB04142	3NB04142	COVER MAIN EXIT	1
303NB04152	3NB04152	COVER LEFT LOWER	1
303NB04171	3NB04171	COVER HANDLE	1
303NB04200	3NB04200	HANDLE JAM REMOVAL	1
303NB04240	3NB04240	KEY SELECT	1
303NB04250	3NB04250	FULCRUM-PLATE COVER UPPER	1
303NB04260	3NB04260	FULCRUM-PLATE COVER MIDDLE	1
303NB04290	3NB04290	PLATE PIN HANDLE	2
303NB04310	3NB04310	MOUNT REAR COVER	1
303NB04320	3NB04320	STOPPER FRONT COVER	1
303NB04330	3NB04330	REINFORCEMENT FULCRUM MIDDLE	1
303NB07011	3NB07011	GUIDE FEED UPPER	4
303NB07021	3NB07021	GUIDE FEED LOWER	4
303NB07040	3NB07040	GUIDE PUNCH	2
303NB07080	3NB07080	MOUNT LOWER GUIDE FEED	4
303NB07092	3NB07092	HANDLE GUIDE FEED LOWER	4
303NB07100	3NB07100	HOOK GUIDE FEED LOWER	4
303NB07110	3NB07110	LEVER GUIDE FEED LOWER	4
303NB07120	3NB07120	SPRING-TORSION GUIDE HOOK	4
303NB07140	3NB07140	SHEET ROLLER FEED	2
303NB07150	3NB07150	LID SENSOR	4
303NB07160	3NB07160	HOLDER BEARING	4

Part.No. 部品番号	Alternative. 代替部品番号	Description 部品名称	Fig.No.
303NB07170	3NB07170	SHEET FEED IN A	4
303NB07180	3NB07180	SHEET FEED IN B	4
303NB07190	3NB07190	SHEET FEED IN C	4
303NB24040	3NB24040	GUIDE MIDDLE CONVEYING UPPER	4
303NB24080	3NB24080	GUIDE BOOKLET RIGHT	4
303NB24090	3NB24090	GUIDE BOOKLET LEFT	2
303NB24100	3NB24100	GUIDE FEED SHIFT SUB	4
303NB24130	3NB24130	MOUNT SOLENOID AB	4
303NB24140	3NB24140	LEVER SOLENOID AB	4
303NB24150	3NB24150	MOUNT SOLENOID C	4
303NB24160	3NB24160	LEVER SOLENOID C	4
303NB24170	3NB24170	ACTUATOR SUB	5
303NB24182	3NB24182	ACTUATOR MIDDLE	3
303NB24200	3NB24200	MOUNT PI ACTUATOR	4
303NB24210	3NB24210	HOLDER MAGNET	4
303NB24220	3NB24220	SPRING GUIDE HOLD	4
303NB24250	3NB24250	MOUNT LIMIT SENSOR SUB	8
303NB24280	3NB24280	MOUNT MAGNET	4
303NB24290	3NB24290	MOUNT GUIDE DRUM	4
303NB24300	3NB24300	STATIC-ELIMINATOR SUB EJECT	5
303NB24310	3NB24310	PULLEY SUB EJECT	5
303NB24320	3NB24320	STOPPER GUIDE	4
303NB24330	3NB24330	FILM MAGNET	4
303NB28010	3NB28010	CURSOR MAIN EXIT	6
303NB28020	3NB28020	SLIDER F MAIN EXIT	6
303NB28030	3NB28030	SLIDER R MAIN EXIT	6
303NB28040	3NB28040	CAP F MAIN EXIT	6
303NB28050	3NB28050	CAP R MAIN EXIT	6
303NB28060	3NB28060	PULLEY 26 TURN	6
303NB28070	3NB28070	BELT 138	6
303NB28080	3NB28080	SHAFT CURSOR	6
303NB28090	3NB28090	SHAFT DRIVE	6
303NB28100	3NB28100	SHAFT GUIDE	6
303NB28110	3NB28110	BELT 396	6
303NB28120	3NB28120	STAY MAIN EXIT	6
303NB28130	3NB28130	GEAR Z45-P30	3,6
303NB28140	3NB28140	MOUNT SLIDE DRIVE	6
303NB28150	3NB28150	MOUNT PI SLIDE	6
303NB28160	3NB28160	GUIDE RETAINING	6
303NB28170	3NB28170	PLATE TURN PULSE	7
303NB28180	3NB28180	GEAR Z55R	7
303NB28190	3NB28190	MOUNT TURN DRIVE	7
303NB28200	3NB28200	MOUNT PI SET	8
303NB28210	3NB28210	MOUNT PI HOME	8
303NB28222	3NB28222	GUIDE TURN	6
303NB31010	3NB31010	GEAR Z35R	3,5
303NB31020	3NB31020	GEAR Z35L	3
303NB31030	3NB31030	MOUNT FEED IDLE	2,7
303NB31050	3NB31050	GEAR Z70R-Z20	7
303NB31060	3NB31060	MOUNT DRUM DRIVE	7
303NB31090	3NB31090	BELT 504	7

Part.No. 部品番号	Alternative. 代替部品番号	Description 部品名称	Fig.No.
303NB31100	3NB31100	GEAR Z35L-P42	7
303NB31110	3NB31110	PIN EJECT DRIVE	2
303NB31120	3NB31120	MOUNT CONVEYING	7
303NB31130	3NB31130	PULLEY P42 EXIT	4
303NB34020	3NB34020	LABEL D2	4
303NB34040	3NB34040	LABEL D4	4
303NB34170	3NB34170	LABEL D6 NEW	4
303NB34200	3NB34200	LABEL OPERATION	1
303NB34210	3NB34210	LABEL D3 D5	1
303NB34220	3NB34220	LABEL CAUTION MAIN TRAY	1
303NB34240	3NB34240	LABEL A STAPLER	1
303NB34250	3NB34250	LABEL D1	1
303NB36031	3NB36031	CURSOR F MIDDLE TRAY	3
303NB36041	3NB36041	CURSOR R MIDDLE TRAY	3
303NB36050	3NB36050	DUCT UPPER GUIDE WIRE 1	3
303NB36060	3NB36060	SHAFT CURSOR	3
303NB36070	3NB36070	HOLDER CURSOR	3
303NB36082	3NB36082	GUIDE PAPER STOPPER	3
303NB36100	3NB36100	HOLDER MIDDLE PULLEY	2
303NB36110	3NB36110	SHAFT MIDDLE PULLEY	2
303NB36120	3NB36120	MOUNT MIDDLE PULLEY	2
303NB36130	3NB36130	SHEET PADDLE A	3
303NB36141	3NB36141	SHAFT PADDLE A	3
303NB36150	3NB36150	GEAR 41 PADDLE A	3
303NB36160	3NB36160	PLATE PULSE PADDLE A	3
303NB36170	3NB36170	FRAME EXIT FRONT	5
303NB36180	3NB36180	FRAME EXIT REAR	5
303NB36190	3NB36190	MOUNT EXIT PULLEY	5
303NB36200	3NB36200	PULLEY EXIT	5
303NB36210	3NB36210	SHAFT UPPER GUIDE	5
303NB36224	3NB36224	GUIDE PAPER PRESS	5
303NB36230	3NB36230	SHAFT PAPER PRESS	5
303NB36240	3NB36240	HOLDER PADDLE	3,5
303NB36250	3NB36250	MOUNT PI PADDLE B	5
303NB36260	3NB36260	SHEET PADDLE B	5
303NB36271	3NB36271	SHAFT PADDLE B	5
303NB36290	3NB36290	SPRING EXIT PULLEY	5
303NB36300	3NB36300	SPRING GUIDE PAPER PRESS	5
303NB36310	3NB36310	SHAFT UPPER EXIT DRIVE	5
303NB36330	3NB36330	MOUNT INTERLOCK UPPER GUIDE	4
303NB36350	3NB36350	GUIDE CENTER	5
303NB36370	3NB36370	LEVER UPPER EXIT	5
303NB36380	3NB36380	BRAKE EXIT	5
303NB36390	3NB36390	LEVER BRAKE EXIT	5
303NB36410	3NB36410	SPRING LEVER BRAKE	5
303NB36420	3NB36420	FILM GUIDE STOPPER	3
303NB36430	3NB36430	FILM GUIDE STOPPER C	3
303NB36442	3NB36442	FILM GUIDE STOPPER S	3
303NB36460	3NB36460	STATIC-ELIMINATOR EJECT	3
303NB36471	3NB36471	PLATE EARTH EJECT	5
303NB36480	3NB36480	FILM PADDLE B	5

Part.No. 部品番号	Alternative. 代替部品番号	Description 部品名称	Fig.No.
303NB36490	3NB36490	STATIC-ELIMINATOR EJECT SIDE	5
303NB36500	3NB36500	STATIC-ELIMINATOR EJECT CENTER	5
303NB36510	3NB36510	FILM GUIDE STOPPER B	3
303NB36521	3NB36521	GUIDE PAPER EXIT	5
303NB36530	3NB36530	SPRING EXIT F	5
303NB36540	3NB36540	SPRING EXIT R	5
303NB36550	3NB36550	RUBBER FEED	3
303NB36580	3NB36580	STATIC-ELIMINATOR PAPER STOPPER	3
303NB36591	3NB36591	LEVER PAPER PRESS	5
303NB36600	3NB36600	CAM PADDLE	5
303NB36630	3NB36630	SPRING EXIT PRESS	5
303NB36640	3NB36640	FILM GUIDE STOPPER D	3
303NB36650	3NB36650	FILM GUIDE STOPPER E	3
303NB36661	3NB36661	PULLEY MIDDLE	2
303NB36670	3NB36670	SPRING PULLEY	2
303NB37011	3NB37011	MOUNT DRIVE	7
303NB37020	3NB37020	SHAFT WORM	7
303NB37030	3NB37030	GEAR Z34L Z52L	7
303NB37040	3NB37040	GEAR WORM	7
303NB37050	3NB37050	GEAR Z60R	7
303NB37060	3NB37060	PLATE TENSION	7
303NB37070	3NB37070	SHAFT MAIN TRAY	2
303NB37080	3NB37080	BELT LIFT	7
303NB37090	3NB37090	LEVER SENSOR	2
303NB37100	3NB37100	FRAME MAIN TRAY FRONT	2
303NB37110	3NB37110	FRAME MAIN TRAY CENTER	2
303NB37120	3NB37120	FRAME MAIN TRAY REAR	2
303NB37130	3NB37130	PIN RAIL	2
303NB37161	3NB37161	FILM SENSOR	3
303NB37172	3NB37172	PLATE DETECTION	3
303NB37180	3NB37180	RAIL MAIN TRAY	2
303NB37190	3NB37190	FILM FRAME TRAY	2
303NB37200	3NB37200	PULLEY 20S5M	7
303NB38021	3NB38021	MOUNT STAPLER	3
303NB38030	3NB38030	BELT STAPLER SHIFT	3
303NB38040	3NB38040	SHAFT STAPLER SHIFT	3
303NB38051	3NB38051	PLATE STAPLER SHIFT	3
303NB38060	3NB38060	STOPPER STAPLER MOUNT	3
303NB38071	3NB38071	RAIL STAPLER SHIFT FRONT	3
303NB38080	3NB38080	SHAFT STOPPER PULLEY	3
303NB38090	3NB38090	SHAFT MOUNT PULLEY	3
303NB38100	3NB38100	PLATE STAPLER UNIT TENSION	3
303NB38110	3NB38110	STOPPER DRIVE BELT	3
303NB38121	3NB38121	RAIL STAPLER SHIFT REAR	3
303NB38131	3NB38131	MOUNT PRINT STAPLER	3
303NB38140	3NB38140	COVER STAPLER	3
303NB38150	3NB38150	STOPPER BUSH	3
303NB38160	3NB38160	FILM STAPLER	3
303NB38180	3NB38180	GUIDE STAPLER	3
303NB38190	3NB38190	PLATE EARTH STAPLER	3
303NB38200	3NB38200	CARTRIDGE EH600	10

Part.No. 部品番号	Alternative. 代替部品番号	Description 部品名称	Fig.No.
303NB39011	3NB39011	MOUNT PWB	8
303NB39021	3NB39021	GUIDE WIRE REAR LEFT	8
303NB39040	3NB39040	GUIDE WIRE FRONT	8
303NB46060	3NB46060	WIRE BOOKLET	9
303NB46070	3NB46070	WIRE FRONT	9
303NB46080	3NB46080	WIRE MTRAY SURF	9
303NB46090	3NB46090	WIRE MTRAY MOTOR	9
303NB46100	3NB46100	WIRE ME SENSOR	9
303NB46110	3NB46110	WIRE FFC	3,9
303NB46140	3NB46140	WIRE SHIFT	9
303NB46160	3NB46160	WIRE OPERATION	9
303NB46170	3NB46170	WIRE B-TRAY FULL	9
303NB46180	3NB46180	WIRE INTERFACE A	9,10
303NB46190	3NB46190	WIRE INTERFACE B	2,9
303NB46200	3NB46200	WIRE INTERFACE C	9
303NB94020	3NB94020	PARTS PWB STAPLER ASSY SP	3
303NB94030	3NB94030	PARTS PWB OPERATION ASSY SP	1
303NB94040	3NB94040	PARTS MOTOR-PM MOVING SP	3
303NB94052	3NB94052	PARTS MOTOR-BL BRAKE SP	7
303NB94060	3NB94060	PARTS ROLLER SUB EXIT SP	3
303NB94090	3NB94090	PARTS ROLLER EXIT SP	3
303NB94131	3NB94131	PARTS STAPLER EH600 SP	3
303NB94140	3NB94140	PARTS SENSOR OPT. SP	8
303NC04063	3NC04063	COVER LID REAR	1
303NC04190	3NC04190	COVER LID REAR S	1
303NC34020	3NC34020	LABEL D1	4
303NC46080	3NC46080	WIRE CI SENSOR	9
303NC46100	3NC46100	WIRE STAPLER	9
303NC46110	3NC46110	WIRE NCK MOTOR	9
303NC46120	3NC46120	WIRE PADDLE SENSOR	9
303NC46150	3NC46150	WIRE MID TRAY MOTOR	9
303NC46160	3NC46160	WIRE STP HP SENSOR	9
303ND02360	3ND02360	PIN HOOK BOOKLET	2
303NV94010	3NV94010	PARTS MOTOR DP SP	7
303NW94050	3NW94050	PARTS SENSOR OPT. SP	8
303NW94060	3NW94060	PARTS SENSOR OPT. SP	3,4
303PG04090	3PG04090	KEY STAPLER	1
303PW36240	3PW36240	MOUNT PI UPPER GUIDE	3
303RV46080	3RV46080	CONN.CORD ASSY MID TRAY SENSOR	9
303RW04010	3RW04010	COVER TOP	1
303RW04020	3RW04020	COVER OPERATION	1
303RW04030	3RW04030	COVER TRAY B EJECT	8
303RW04040	3RW04040	HOUSING FAN	8
303RW04050	3RW04050	GUIDE FAN	8
303RW04060	3RW04060	TRAY B SLIDE	1
303RW04070	3RW04070	LID TOP FRONT	1
303RW04080	3RW04080	LID TOP REAR	1
303RW04090	3RW04090	COVER JUNCTION TRAY C	10
303RW04100	3RW04100	MOUNT OPERATION	1
303RW04110	3RW04110	COVER FRONT UPPER	1
303RW04120	3RW04120	SHEET OPERATION	1

Part.No. 部品番号	Alternative. 代替部品番号	Description 部品名称	Fig.No.
303RW04130	3RW04130	COVER FRONT MIDDLE	1
303RW04140	3RW04140	COVER FRONT LOWER	1
303RW07020	3RW07020	STAY PUNCH	2
303RW07040	3RW07040	GUIDE FEED ROLLER	4
303RW24010	3RW24010	GUIDE SUB RIGHT	4
303RW24020	3RW24020	GUIDE SUB EJECT	5
303RW24031	3RW24031	GUIDE SUB LEFT OPEN	4
303RW24060	3RW24060	GUIDE MIDDLE CONVEYING LOWER	3
303RW24070	3RW24070	GUIDE DRUM UPPER	4
303RW24080	3RW24080	GUIDE DRUM LOWER	4
303RW24090	3RW24090	GUIDE WHEEL DRUM	4
303RW24101	3RW24101	SHAFT DRUM	4
303RW24111	3RW24111	ACTUATOR DRUM	3
303RW24120	3RW24120	GUIDE FEED SHIFT BOOKLET	4
303RW24130	3RW24130	GUIDE FEED SHIFT DRUM	4
303RW24160	3RW24160	SPRING GUIDE HOLD	4
303RW24170	3RW24170	SHAFT FEED	3,4
303RW24180	3RW24180	SHAFT EJECT	5
303RW31010	303RW3101	MOUNT FEED IN DRIVE	7
303RW31020	303RW3102	MOUNT CONVEYING	7
303RW31030	303RW3103	MOUNT EJECT DRIVE	7
303RW31040	3RW31040	GEAR Z22R-P35	7
303RW34010	3RW34010	LABEL B	1
303RW34020	3RW34020	LABEL C	1,10
303RW34030	3RW34030	LABEL MANUAL STAPLER	1
303RW36020	3RW36020	GUIDE MIDDLE TRAY	3
303RW36040	3RW36040	ACTUATOR EXIT	3
303RW36050	3RW36050	COVER MIDDLE TRAY WIRE	3
303RW37010	3RW37010	TRAY MAIN UP	10
303RW37020	3RW37020	TRAY MAIN LOW	10
303RW39010	3RW39010	GUIDE WIRE REAR RIGHT	8
303RW46010	3RW46010	WIRE SENSOR 1	9
303RW46020	3RW46020	WIRE SENSOR 2	9
303RW46030	3RW46030	WIRE MOTOR 1	9
303RW46040	3RW46040	WIRE MOTOR 2	9
303RW46050	3RW46050	WIRE SENSOR 3	9
303RW46060	3RW46060	WIRE FAN UNIT	9
303RW46070	3RW46070	WIRE FAN JOINT	9
303RW94010	3RW94010	PARTS PWB DF MAIN ASSY SP	8
303RW94020	3RW94020	PARTS ROLLER FEED LOWER SP	3
303RW94030	3RW94030	PARTS ROLLER FEED UPPER SP	4
303RW94040	3RW94040	PARTS ROLLER SUB CONVEYING SP	3
303RW94050	3RW94050	PARTS ROLLER MIDDLE SP	3
33973300	33973300	STOPPER 7,CARTRIDGE	4
3AK20050	3AK20050	HOLDER,TIMING BELT	7
3AK20080	3AK20080	GEAR 18/50	7
3AK20090	3AK20090	GEAR 51	7
3AK20200	3AK20200	PULLEY,MAIN TRAY	2
3AP02040	3AP02040	PULLEY 30,DUPLX	3
3B807230	3B807230	COLLAR,MIDDLE BELT	3
3CZ02230	3CZ02230	PIN,HOOK FULCRUM	2,7

Part.No. 部品番号	Alternative. 代替部品番号	Description 部品名称	Fig.No.
3H316050	3H316050	GEAR 46 DRUM DRIVE	4
5MVM176DN001	3B706020	PULLEY RAIL CASS /40283V0034 A4	3
5MVX111DN003	2A806250	RING STOPPER /A-49 FEED A4	3,4,5,6,7,8
63212210	63212210	STATIC ELIMINATOR,EJECT	4
63213320	63213320	CUSHION,ORIGINAL COLLECTION	1,3,4,5
72418140	72418140	SPRING, BLADE	3
74808080	74808080	BEARING 686ZZNR	7
7BE006124431H01	BE119720	BEARING MR126ZZ	3,4
7BE008165431H01	BE119730	BEARING 688ZZ	3,5
7UMDEC002K81HQ2	NCQA5050	IC.EEPROM	8
7YZM110001++H01	YZ009420	ACCESS.BUSHING	1,8
7YZM110003++H01	YZ034780	ACCESS.BUSHING	8
7YZM210014++H01	YZ152040	ACCESS.EDGING	4,6,8
7YZM390015++H01	YZ124850	ACCESS.CLAMP	8
7YZM410002++H01	YZ042720	ACCESS.BAND	8
7YZM510007++H01	YZ042780	ACCESS.SPACER	8
7YZM610001++H01	YZ010230	ACCESS.SADDLE	8
7YZM610007++H01	YZ023340	ACCESS.SADDLE	7,8

DF-7120

Rev.1
March 2017

———— **CONTENTS / 目次** ————

FIG. 1	Covers	2
FIG. 2	Frames	4
FIG. 3	Paper Feed Section 1	6
FIG. 4	Paper Feed Section 2	9
FIG. 5	Paper Feed Section 3	11
FIG. 6	Drive Section & Electrical Components	13
FIG. 7	Wire Section	16
FIG. 8	Accessories	18
	• INDEX / 索引	20

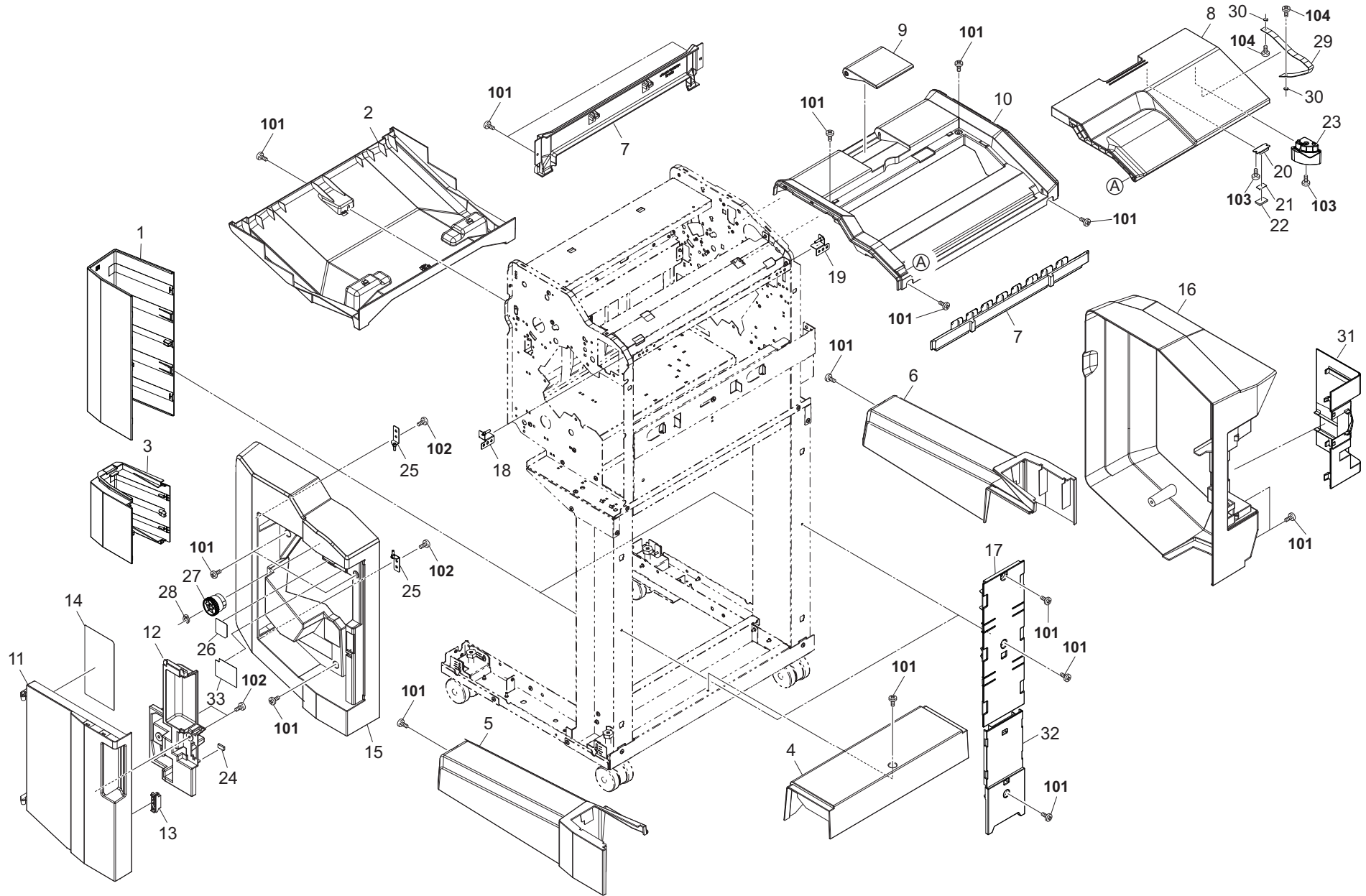


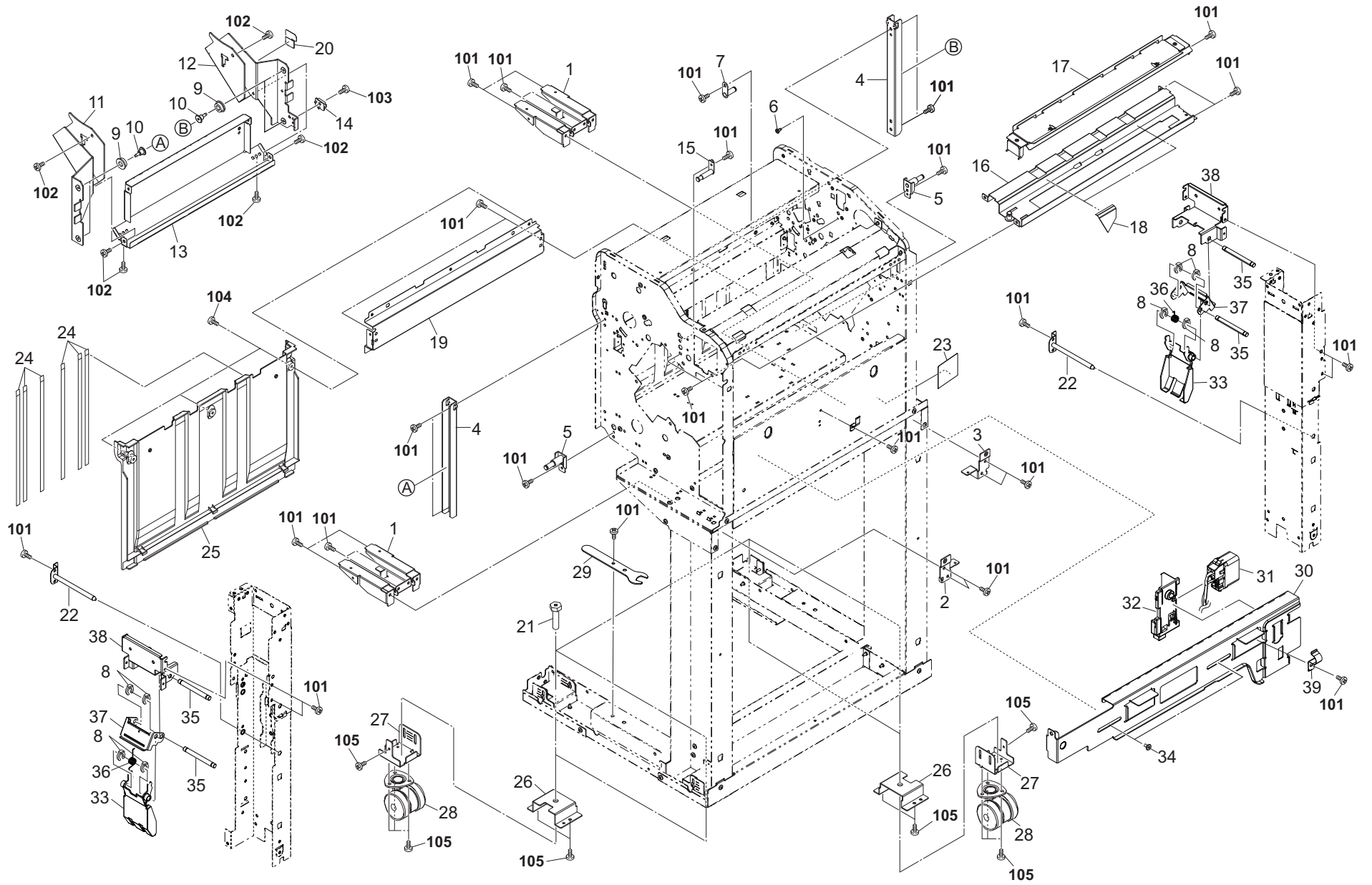
FIG. 1 Covers

3RV

Ref. No. 番号	Part.No. 部品番号	Alternative. 代替部品番号	Description 部 品 名 称	Notes 備 考	Revision 改 訂	Quantity 個数			
						100(日本)	120	230	240
1	303NC04200	3NC04200	COVER LEG UP			2	2	2	
2	303NC04080	3NC04080	COVER BOTTOM			1	1	1	
3	303NC04230	3NC04230	COVER LEG LOW			2	2	2	
4	303NC04130	3NC04130	COVER FOOT MIDDLE			1	1	1	
5	303NC04111	3NC04111	COVER FOOT LOWER FRONT			1	1	1	
6	303NC04121	3NC04121	COVER FOOT LOWER REAR			1	1	1	
7	303NC04070	3NC04070	COVER LEFT UPPER			1	1	1	
8	303NC04022	3NC04022	COVER TOP OPEN			1	1	1	
9	303NC04141	3NC04141	COVER PAPER STOPPER			1	1	1	
10	303NC04011	3NC04011	COVER TOP			1	1	1	
11	303NC04043	3NC04043	COVER FRONT OPEN			1	1	1	
12	303NB04171	3NB04171	COVER HANDLE			1	1	1	
13	302H004660	2H004660	MAGNET CATCH			1	1	1	
14	303NC34100	3NC34100	LABEL OPERATION			1	1	1	
15	303NC04034	3NC04034	COVER FRONT			1	1	1	
16	303NC04051	3NC04051	COVER REAR			1	1	1	
17	303NC04220	3NC04220	LID LEG UP			2	2	2	
18	303NC04160	3NC04160	FULCRUM-PLATE TOP FRONT			1	1	1	
19	303NC04170	3NC04170	FULCRUM-PLATE TOP REAR			1	1	1	
20	303NB24210	3NB24210	HOLDER MAGNET			1	1	1	
21	302GR04380	2GR04380	SEAL MAGNET			1	1	1	
22	302GR04370	2GR04370	MAGNET CLIP DISH			1	1	1	
23	302LC04460	2LC04460	STOPPER CONTAINER			1	1	1	
24	63213320	63213320	CUSHION,ORIGINAL COLLECTION			1	1	1	
25	303NC04151	3NC04151	FULCRUM-PLATE FRONT			2	2	2	
26	303NC34110	3NC34110	LABEL D3			1	1	1	
27	303NB04200	3NB04200	HANDLE JAM REMOVAL			1	1	1	
28	2BC06910	2BC06910	STOPPER 6			1	1	1	
29	302BL04681	2BL04681	STRAP COVER			1	1	1	
30	302LW04260	2LW04260	SPACER USB			2	2	2	
31	303NC04063	3NC04063	COVER LID REAR			1	1	1	
32	303NC04250	3NC04250	LID LEG LOW			1	1	1	
33	303NB34250	3NB34250	LABEL D1			1	1	1	
34	303RV04010	3RV04010	COVER TOP RIGHT			1	1	1	
101	7BB782410H	BB111310	+TP-FLAT T.T S SCREW 4X10 SR(BLACK)						
102	7BB200410H	BB105700	+BIND T.T P SCREW 4X10						
103	7BB200308H	BB105660	+BIND T.T P SCREW 3X8						
104	7BB282308H	BB111240	+TP-FLAT T.T P SCREW 3X8(BLACK)						

• Parts with a Ref.No. of 500 and above in the illustration indicate they are not selected for service parts.

• イラスト中で 500 番台の Ref 番号が付いている部品はサービスパーツに選定されていません。



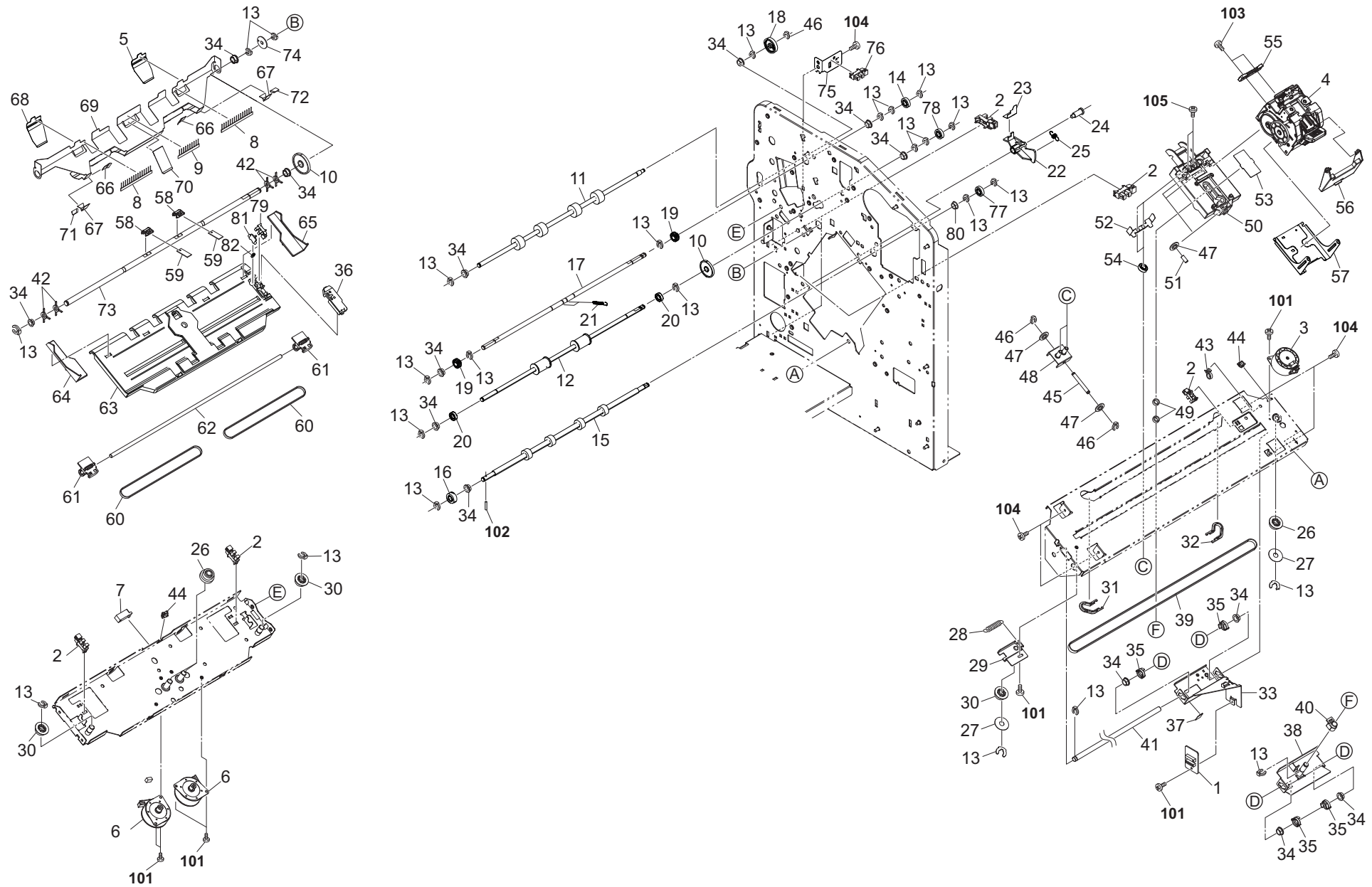


FIG. 3 Paper Feed Section 1

3RV-1

Ref. No. 番号	Part.No. 部品番号	Alternative. 代替部品番号	Description 部品名称	Notes 備考	Revision 改訂	Quantity 個数			
						100(日本)	120	230	240
1	303NB94020	3NB94020	PARTS PWB STAPLER ASSY SP			1	1	1	
2	303M894260	3M894260	PARTS SENSOR OPT SP			6	6	6	
3	303NB94040	3NB94040	PARTS MOTOR-PM MOVING SP			1	1	1	
4	303JY44011	3JY44011	STAPLER EH590			1	1	1	
5	303PG36020	3PG36020	FILM GUIDE STOPPER R			1	1	1	
6	302HN44100	2HN44100	MOTOR REVERSE			2	2	2	
7	303NW94060	3NW94060	PARTS SENSOR OPT. SP			1	1	1	
8	303NB36580	3NB36580	STATIC-ELIMINATOR PAPER STOPPER			2	2	2	
9	303NB36460	3NB36460	STATIC-ELIMINATOR EJECT			1	1	1	
10	303NB36150	3NB36150	GEAR 41 PADDLE A			2	2	2	
11	303NC36010	3NC36010	ROLLER EXIT			1	1	1	
12	303RW94050	3RW94050	PARTS ROLLER MIDDLE SP			1	1	1	
13	2BC06910	2BC06910	STOPPER 6			25	25	25	
14	303NB31010	3NB31010	GEAR Z35R			1	1	1	
15	303RW94020	3RW94020	PARTS ROLLER FEED LOWER SP			1	1	1	
16	302KS08110	2KS08110	GEAR 18			1	1	1	
17	303NB36310	3NB36310	SHAFT UPPER EXIT DRIVE			1	1	1	
18	303NF31060	3NF31060	GEAR Z35R			1	1	1	
19	2BL21430	2BL21430	GEAR EXIT Z20			2	2	2	
20	7BE008165431H01	BE119730	BEARING 688ZZ			2	2	2	
21	303NB36300	3NB36300	SPRING GUIDE PAPER PRESS			2	2	2	
22	303NB37172	3NB37172	PLATE DETECTION			1	1	1	
23	303NB37161	3NB37161	FILM SENSOR			1	1	1	
24	303J902280	3J902280	PIN PAPER FEED			1	1	1	
25	302F902180	2F902180	SPRING LEVER EF			1	1	1	
26	303NB28130	3NB28130	GEAR Z45-P30			3	3	3	
27	303JY38240	3JY38240	SPACER 25			2	2	2	
28	72418140	72418140	SPRING, BLADE			1	1	1	
29	303NB38100	3NB38100	PLATE STAPLER UNIT TENSION			1	1	1	
30	3AP02040	3AP02040	PULLEY 30,DUPLEX			3	3	3	
31	303NB38071	3NB38071	RAIL STAPLER SHIFT FRONT			1	1	1	
32	303NB38121	3NB38121	RAIL STAPLER SHIFT REAR			1	1	1	
33	303NB38131	3NB38131	MOUNT PRINT STAPLER			1	1	1	
34	28107310	49028101	BUSH 8			14	14	14	
35	303NB38150	3NB38150	STOPPER BUSH			4	4	4	
36	303RW36050	3RW36050	COVER MIDDLE TRAY WIRE		1:Part No.-chg.	1	1	1	
37	302KK24390	2KK24390	FILM DU GUIDE			1	1	1	
38	303NB38051	3NB38051	PLATE STAPLER SHIFT			1	1	1	
39	303NB38030	3NB38030	BELT STAPLER SHIFT			1	1	1	
40	303NB38110	3NB38110	STOPPER DRIVE BELT			1	1	1	
41	303NB38040	3NB38040	SHAFT STAPLER SHIFT			1	1	1	
42	303NB36550	3NB36550	RUBBER FEED			4	4	4	
43	M21AH010	M21AH010	BAND,RSG-130-V0(KITAGAWA)			1	1	1	
44	M2104350	M2104350	EDGING,EDS-0607M(KITAGAWA)			2	2	2	
45	303NB38080	3NB38080	SHAFT STOPPER PULLEY			1	1	1	
46	5MVX111DN003	2A806250	RING STOPPER /A-49 FEED A4			3	3	3	
47	5MVM176DN001	3B706020	PULLEY RAIL CASS /40283V0034 A4			5	5	5	
48	303NB38060	3NB38060	STOPPER STAPLER MOUNT			1	1	1	

• Parts with a Ref.No. of 500 and above in the illustration indicate they are not selected for service parts.

• イラスト中で 500 番台の Ref 番号が付いている部品はサービスパーツに選定されていません。

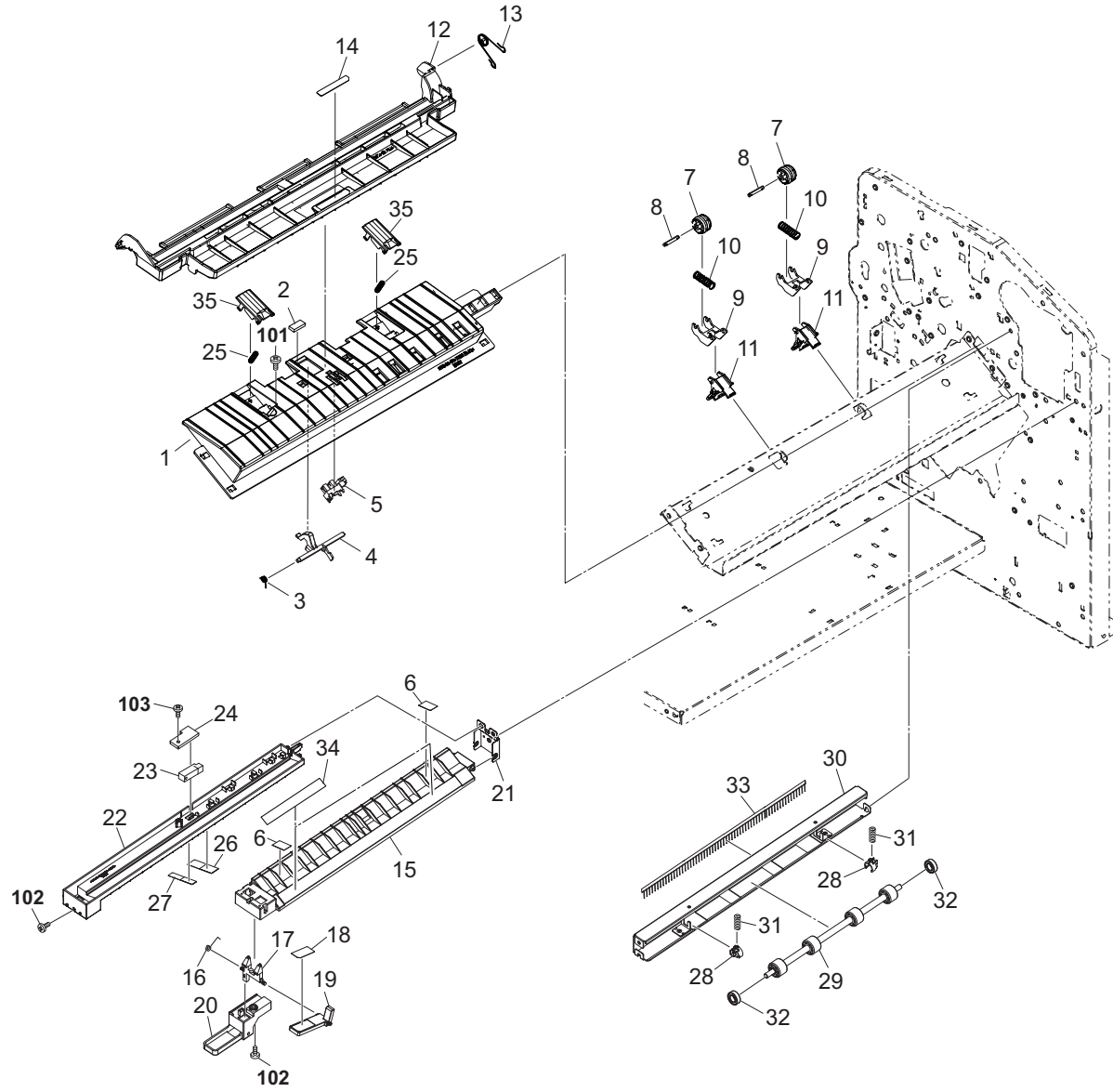
FIG. 3 Paper Feed Section 1

3RV-1

Ref. No. 番号	Part.No. 部品番号	Alternative. 代替部品番号	Description 部品名称	Notes 備考	Revision 改訂	Quantity 個数			
						100(日本)	120	230	240
49	3B807230	3B807230	COLLAR,MIDDLE BELT			2	2	2	
50	303NB38021	3NB38021	MOUNT STAPLER			1	1	1	
51	303NB38090	3NB38090	SHAFT MOUNT PULLEY			3	3	3	
52	303NB38190	3NB38190	PLATE EARTH STAPLER			1	1	1	
53	303NB38160	3NB38160	FILM STAPLER			1	1	1	
54	7BE006124431H01	BE119720	BEARING MR126ZZ			2	2	2	
55	303NB38180	3NB38180	GUIDE STAPLER			1	1	1	
56	303NB38140	3NB38140	COVER STAPLER			1	1	1	
57	303NC38011	3NC38011	SPACER STAPLER			1	1	1	
58	303NB36240	3NB36240	HOLDER PADDLE			2	2	2	
59	303NC36030	3NC36030	SHEET PADDLE A			2	2	2	
60	302FB09720	2FB09720	BELT FRONT DRIVE			2	2	2	
61	303NB36070	3NB36070	HOLDER CURSOR			2	2	2	
62	303NB36060	3NB36060	SHAFT CURSOR			1	1	1	
63	303rw36020	3rw36020	GUIDE MIDDLE TRAY			1	1	1	
64	303NB36031	3NB36031	CURSOR F MIDDLE TRAY			1	1	1	
65	303NB36041	3NB36041	CURSOR R MIDDLE TRAY			1	1	1	
66	303NB36420	3NB36420	FILM GUIDE STOPPER			2	2	2	
67	303NB36510	3NB36510	FILM GUIDE STOPPER B			2	2	2	
68	303PG36010	3PG36010	FILM GUIDE STOPPER F			1	1	1	
69	303NB36082	3NB36082	GUIDE PAPER STOPPER			1	1	1	
70	303NB36430	3NB36430	FILM GUIDE STOPPER C			1	1	1	
71	303NB36650	3NB36650	FILM GUIDE STOPPER E			1	1	1	
72	303NB36640	3NB36640	FILM GUIDE STOPPER D			1	1	1	
73	303NB36141	3NB36141	SHAFT PADDLE A			1	1	1	
74	303NB36160	3NB36160	PLATE PULSE PADDLE A			1	1	1	
75	303PW36240	3PW36240	MOUNT PI UPPER GUIDE			1	1	1	
76	302P794010	2P794010	PARTS SENSOR OPT. SP			1	1	1	
77	302HN22070	2HN22070	GEAR Z22L TC ROLL			1	1	1	
78	303JX31390	3JX31390	GEAR 22 R			1	1	1	
79	303M894260	3M894260	PARTS SENSOR OPT SP		1:Part No.-chg.	1	1	1	
80	7BE008121R31H01	BE121740	BEARING MF128ZZ			1	1	1	
81	303RW36040	3RW36040	ACTUATOR EXIT		1:Add	1	1	1	
82	302LC28150	2LC28150	SPRING-COMPRESSION		1:Add	1	1	1	
101	7BB700308H	BB105600	+BIND T.T S SCREW 3X8 SR						
102	5MBP2012WXSP	E0020120	SPRING PIN / M2 X 12 S-BLK						
103	7BB202306H	BB106940	+TP-FLAT T.T P SCREW 3X6						
104	7BB700408H	BB105640	+BIND T.T S SCREW 4X8 SR						
105	7BB607410H	BB106870	+TP-CUP M SCREW 4X10 R						

• Parts with a Ref.No. of 500 and above in the illustration indicate they are not selected for service parts.

• イラスト中で 500 番台の Ref 番号が付いている部品はサービスパーツに選定されていません。



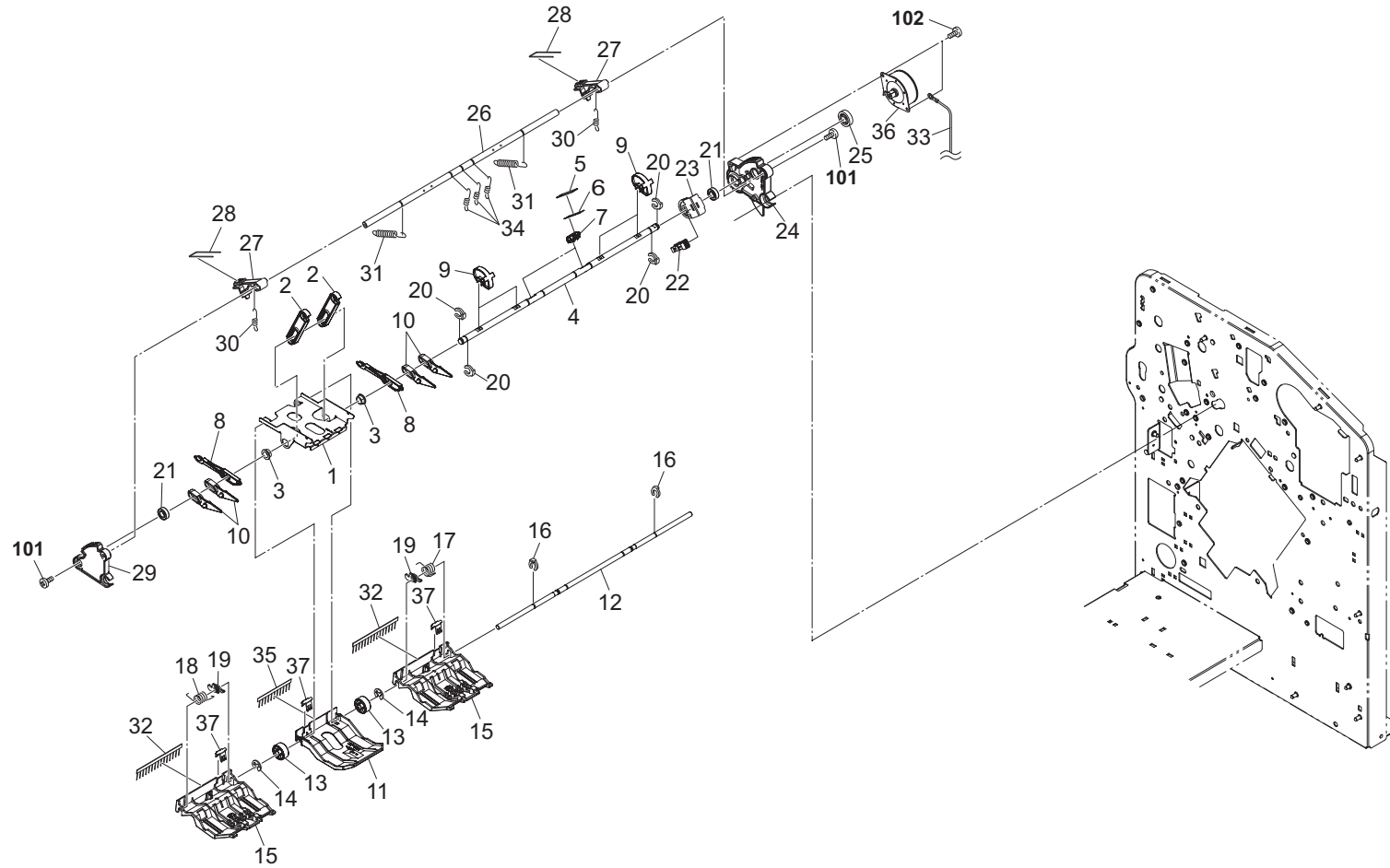


FIG. 5 Paper Feed Section 3

3RV

Ref. No. 番号	Part.No. 部品番号	Alternative. 代替部品番号	Description 部品名称	Notes 備考	Revision 改訂	Quantity 個数			
						100(日本)	120	230	240
1	303NB36190	3NB36190	MOUNT EXIT PULLEY			1	1	1	
2	303NB36370	3NB36370	LEVER UPPER EXIT			2	2	2	
3	28107310	49028101	BUSH 8			2	2	2	
4	303NB36271	3NB36271	SHAFT PADDLE B			1	1	1	
5	303NB36260	3NB36260	SHEET PADDLE B			2	2	2	
6	303NB36480	3NB36480	FILM PADDLE B			2	2	2	
7	303NB36240	3NB36240	HOLDER PADDLE			2	2	2	
8	303NB36380	3NB36380	BRAKE EXIT			2	2	2	
9	303NB36600	3NB36600	CAM PADDLE			4	4	4	
10	303NB36591	3NB36591	LEVER PAPER PRESS			4	4	4	
11	303NB36350	3NB36350	GUIDE CENTER			1	1	1	
12	303NB36230	3NB36230	SHAFT PAPER PRESS			1	1	1	
13	303NB36200	3NB36200	PULLEY EXIT			2	2	2	
14	302FB09830	2FB09830	CUT WASHER 4			2	2	2	
15	303NB36224	3NB36224	GUIDE PAPER PRESS			2	2	2	
16	5MVX111DN003	2A806250	RING STOPPER /A-49 FEED A4			2	2	2	
17	303NB36540	3NB36540	SPRING EXIT R			1	1	1	
18	303NB36530	3NB36530	SPRING EXIT F			1	1	1	
19	303NB36521	3NB36521	GUIDE PAPER EXIT			2	2	2	
20	2BC06910	2BC06910	STOPPER 6			4	4	4	
21	7BE008165431H01	BE119730	BEARING 688ZZ			2	2	2	
22	303M894260	3M894260	PARTS SENSOR OPT SP			1	1	1	
23	303NB36250	3NB36250	MOUNT PI PADDLE B			1	1	1	
24	303NB36180	3NB36180	FRAME EXIT REAR			1	1	1	
25	303NB31010	3NB31010	GEAR Z35R			1	1	1	
26	303NB36210	3NB36210	SHAFT UPPER GUIDE			1	1	1	
27	303NB36390	3NB36390	LEVER BRAKE EXIT			2	2	2	
28	303NB36410	3NB36410	SPRING LEVER BRAKE			2	2	2	
29	303NB36170	3NB36170	FRAME EXIT FRONT			1	1	1	
30	303NB36290	3NB36290	SPRING EXIT PULLEY			2	2	2	
31	303NC36020	3NC36020	SPRING GUIDE PAPER PRESS B			2	2	2	
32	303NB36490	3NB36490	STATIC-ELIMINATOR EJECT SIDE			2	2	2	
33	303NC46170	3NC46170	WIRE MOTOR EARTH			1	1	1	
34	303NB36630	3NB36630	SPRING EXIT PRESS			3	3	3	
35	303NB36500	3NB36500	STATIC-ELIMINATOR EJECT CENTER			1	1	1	
36	302HN44100	2HN44100	MOTOR REVERSE			1	1	1	
37	303NB36471	3NB36471	PLATE EARTH EJECT			3	3	3	
101	7BB607410H	BB106870	+TP-CUP M SCREW 4X10 R						
102	7BB200308H	BB105660	+BIND T.T P SCREW 3X8						

• Parts with a Ref.No. of 500 and above in the illustration indicate they are not selected for service parts.

• イラスト中で 500 番台の Ref 番号が付いている部品はサービスパーツに選定されていません。

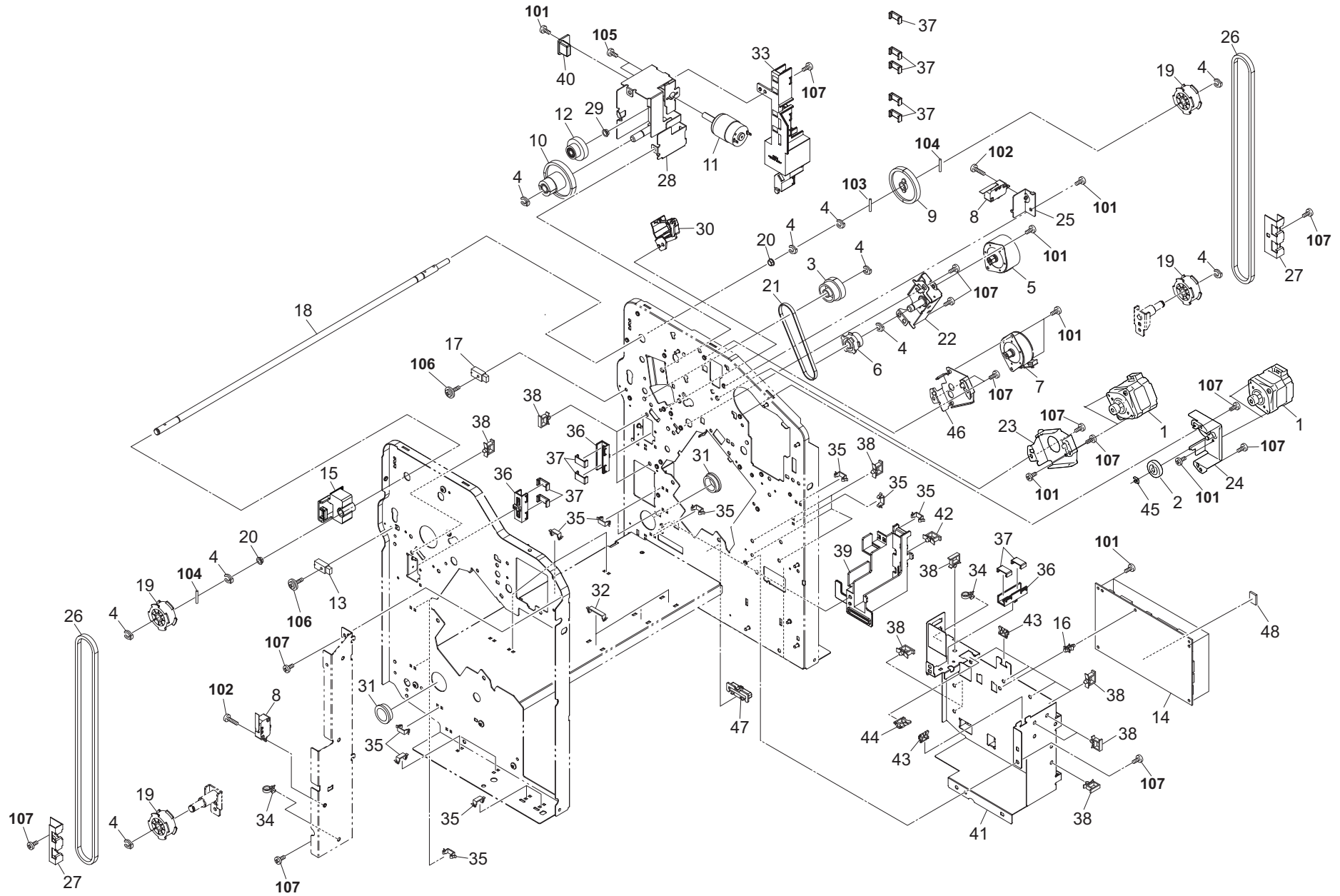


FIG. 6 Drive Section & Electrical Components

3RV

Ref. No. 番号	Part.No. 部品番号	Alternative. 代替部品番号	Description 部品名称	Notes 備考	Revision 改訂	Quantity 個数			
						100(日本)	120	230	240
1	303NV94010	3NV94010	PARTS MOTOR DP SP			2	2	2	
2	302H731280	2H731280	GEAR Z29R MIDDLE			1	1	1	
3	303NB31100	3NB31100	GEAR Z35L-P42			1	1	1	
4	2BC06910	2BC06910	STOPPER 6			9	9	9	
5	303NB94040	3NB94040	PARTS MOTOR-PM MOVING SP			1	1	1	
6	303NB31070	3NB31070	GEAR Z35R-P35			1	1	1	
7	302HN44100	2HN44100	MOTOR REVERSE			1	1	1	
8	2FB27160	2FB27160	INTER LOCK SWITCH			2	2	2	
9	3H316050	3H316050	GEAR 46 DRUM DRIVE			1	1	1	
10	303NC37020	3NC37020	GEAR Z60 Z18			1	1	1	
11	303NC94020	3NC94020	PARTS DC MOTOR ASSY SP			1	1	1	
12	302K931760	2K931760	WORM WHEEL Z56L-Z20S			1	1	1	
13	303H327460	3H327460	SENSOR A,SEPARATION			1	1	1	
14	303RV94010	3RV94010	PARTS PWB DF MAIN ASSY SP			1	1	1	
15	303NC37180	3NC37180	STOPPER FRONT BELT			1	1	1	
16	7YZM510007++H01	YZ042780	ACCESS.SPACER			1	1	1	
17	303NB94140	3NB94140	PARTS SENSOR OPT. SP			1	1	1	
18	303NC37060	3NC37060	SHAFT MAIN TRAY			1	1	1	
19	303NC37140	3NC37140	PULLEY 32S3M			4	4	4	
20	28107310	49028101	BUSH 8			2	2	2	
21	303NC31010	3NC31010	BELT 236			1	1	1	
22	303NB31080	3NB31080	MOUNT EJECT DRIVE			1	1	1	
23	303NB31120	3NB31120	MOUNT CONVEYING			1	1	1	
24	303RW31010	3RW31010	MOUNT FEED IN DRIVE			1	1	1	
25	303NC04180	3NC04180	MOUNT TOP SW			1	1	1	
26	303NC37150	3NC37150	BELT LIFT			2	2	2	
27	303NC37160	3NC37160	HOLDER TIMING BELT			2	2	2	
28	303NC37011	3NC37011	MOUNT DRIVE			1	1	1	
29	302K324450	2K324450	BUSH 6			1	1	1	
30	303NC39020	3NC39020	DUCT UPPER GUIDE WIRE 1			1	1	1	
31	7YZM110003++H01	YZ034780	ACCESS,BUSHING			2	2	2	
32	7YZM390015++H01	YZ124850	ACCESS.CLAMP			3	3	3	
33	303NC39032	3NC39032	DUCT UPPER GUIDE WIRE 2			1	1	1	
34	M21AH010	M21AH010	BAND,RSG-130-V0(KITAGAWA)			2	2	2	
35	302K931080	2K931080	WIRE STOPPER			13	13	13	
36	302LF39050	2LF39050	GUIDE WIRE FRONT PWB			3	3	3	
37	303LL02330	3LL02330	HOLDER WIRE D			11	11	11	
38	7YZM610001++H01	YZ010230	ACCESS SADDLE			13	13	13	
39	303NC39050	3NC39050	GUIDE FFC			1	1	1	
40	303NC37190	3NC37190	STOPPER REAR BELT			1	1	1	
41	303NC39011	3NC39011	MOUNT PWB			1	1	1	
42	7YZM610008++H01	YZ037940	ACCESS.SADDLE			1	1	1	
43	M2104350	M2104350	EDGING,EDS-0607M(KITAGAWA)			2	2	2	
44	7YZM210005++H01	YZ037990	ACCESS.EDGING			1	1	1	
45	5MVX111DN003	2A806250	RING STOPPER /A-49 FEED A4			1	1	1	
46	303RW31020	RW31020	MOUNT CONVEYING			1	1	1	
47	303JY38601	3JY38601	EDGING FFC			1	1	1	
48	7UMDEC002K81HQ2	NCQA5050	IC.EEPROM			1	1	1	

• Parts with a Ref.No. of 500 and above in the illustration indicate they are not selected for service parts.

• イラスト中で 500 番台の Ref 番号が付いている部品はサービスパーツに選定されていません。

FIG. 7 Wire Section

3RV-1

Ref. No. 番号	Part.No. 部品番号	Alternative. 代替部品番号	Description 部品名称	Notes 備考	Revision 改訂	Quantity 個数			
						100(日本)	120	230	240
1	303RV46010	3RV46010	WIRE SENSOR 1			1	1	1	
2	303RV46020	3RV46020	WIRE SENSOR 2			1	1	1	
3	303RV46030	3RV46030	WIRE MOTOR 1			1	1	1	
4	303RV46040	3RV46040	WIRE MOTOR 2			1	1	1	
5	303RV46050	3RV46050	WIRE FFC			1	1	1	
6	303RV46080	3RV46080	CONN.CORD ASSY MID TRAY SENSOR		1:Part No.-chg.	1	1	1	
7	302K946AH0	2K946AH0	WIRE DC MOTOR			1	1	1	
8	303NB46180	3NB46180	WIRE INTERFACE A			1	1	1	
9	303NB46190	3NB46190	WIRE INTERFACE B			1	1	1	
10	303NC46060	3NC46060	WIRE FRONT			1	1	1	
11	303NC46070	3NC46070	WIRE TRAY SENSOR			1	1	1	
12	303NC46080	3NC46080	WIRE CI SENSOR			1	1	1	
13	303NC46090	3NC46090	WIRE ME SENSOR			1	1	1	
14	303NC46100	3NC46100	WIRE STAPLER			1	1	1	
15	303NC46110	3NC46110	WIRE NCK MOTOR			1	1	1	
16	303NC46120	3NC46120	WIRE PADDLE SENSOR			1	1	1	
17	303NC46150	3NC46150	WIRE MID TRAY MOTOR			1	1	1	
18	303NC46160	3NC46160	WIRE STP HP SENSOR			1	1	1	

• Parts with a Ref.No. of 500 and above in the illustration indicate they are not selected for service parts.

・イラスト中で 500 番台の Ref 番号が付いている部品はサービスパーツに選定されていません。

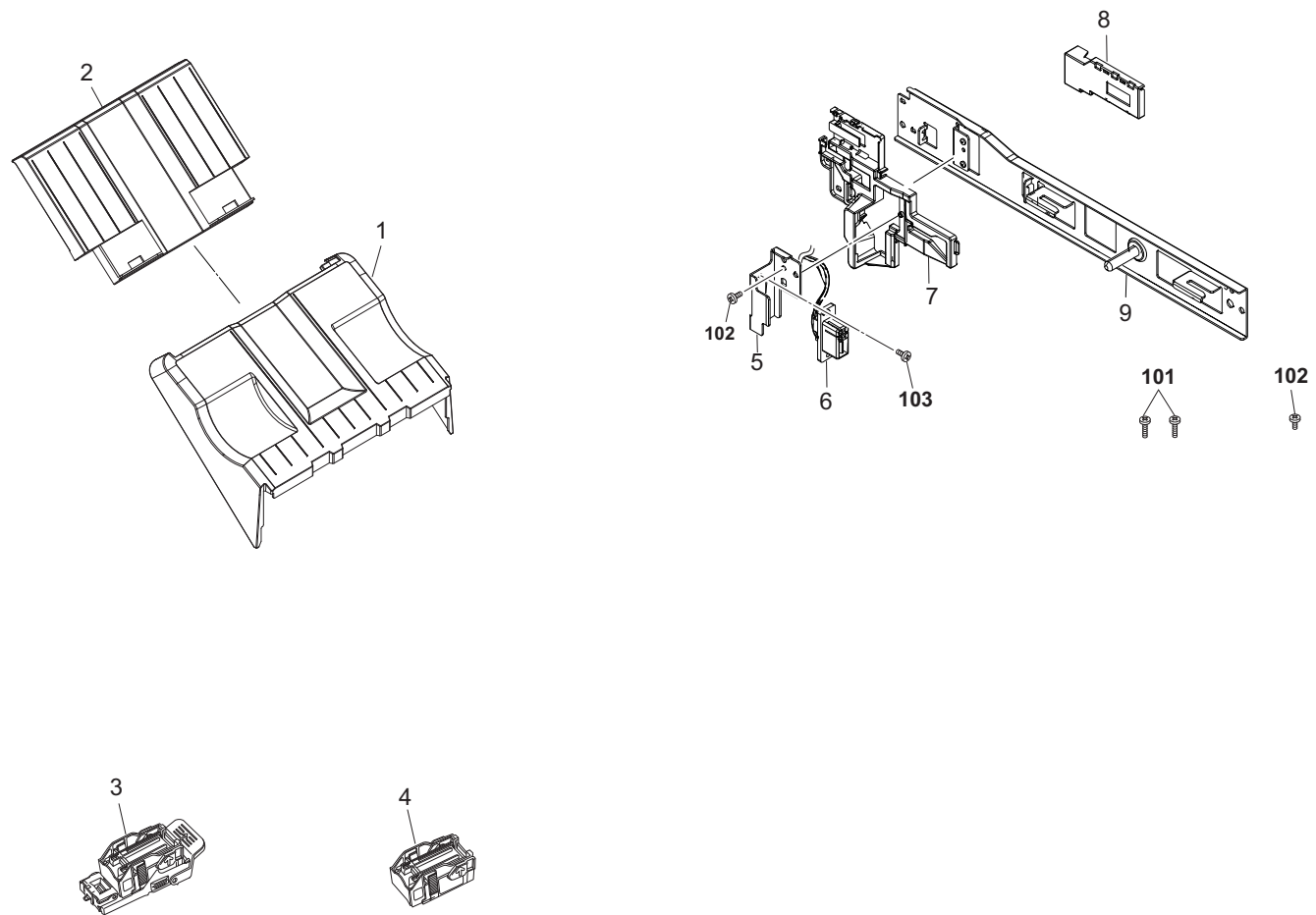


FIG. 8 Accessories

3RV

Ref. No. 番号	Part.No. 部品番号	Alternative. 代替部品番号	Description 部品名称	Notes 備考	Revision 改訂	Quantity 個数			
						100(日本)	120	230	240
1	303RW37010	3RW37010	TRAY MAIN UP			1	1	1	
2	303RW37020	3RW37020	TRAY MAIN LOW			1	1	1	
3	303JY38750	3JY38750	CARTRIDGE EH590			1	1	1	
4	1903JY0000	093JY000	SH-10/STAPLE HOLDER	OPTION		1	1	1	
5	303NB02381	3NB02381	MOUNT DRAWER			1	1	1	
6	303NB46180	3NB46180	WIRE INTERFACE A			1	1	1	
7	303NB02390	3NB02390	SLIDER DRAWER			1	1	1	
8	303NB02420	3NB02420	COVER INTERFACE			1	1	1	
9	303NB02370	3NB02370	PLATE JUNCTION D			1	1	1	
101	7BB780420H	BB116060	+BIND T.T S SCREW 4X20 SR(BLACK)						
102	7BB700408H	BB105640	+BIND T.T S SCREW 4X8 SR						
103	7BB700412H	BB106830	+BIND T.T S SCREW 4X12 SR						

• Parts with a Ref.No. of 500 and above in the illustration indicate they are not selected for service parts.

・イラスト中で 500 番台の Ref 番号が付いている部品はサービスパーツに選定されていません。

Part.No. 部品番号	Alternative. 代替部品番号	Description 部品名称	Fig.No.
1903JY0000	093JY000	SH-10/STAPLE HOLDER	8
28107310	49028101	BUSH 8	3,5,6
63212210	63212210	STATIC ELIMINATOR,EJECT	4
63213320	63213320	CUSHION,ORIGINAL COLLECTION	1,4
72418140	72418140	SPRING, BLADE	3
2BC06910	2BC06910	STOPPER 6	1,2,3,5,6
2BL21430	2BL21430	GEAR EXIT Z20	3
2FB27160	2FB27160	INTER LOCK SWITCH	6
302BL04681	2BL04681	STRAP COVER	1
302F902180	2F902180	SPRING LEVER EF	3
302FB09720	2FB09720	BELT FRONT DRIVE	3
302FB09830	2FB09830	CUT WASHER 4	5
302GR04370	2GR04370	MAGNET CLIP DISH	1
302GR04380	2GR04380	SEAL MAGNET	1
302GR25241	2GR25241	PIN GUIDE CHUTE	2
302H004660	2H004660	MAGNET CATCH	1
302H724030	2H724030	SPRING REGIST F	4
302H731280	2H731280	GEAR Z29R MIDDLE	6
302HN22070	2HN22070	GEAR Z22L TC ROLL	3
302HN44100	2HN44100	MOTOR REVERSE	3,5,6
302K324450	2K324450	BUSH 6	6
302K928190	2K928190	SPRING-TORSION SWITCHBACK	4
302K931080	2K931080	WIRE STOPPER	6
302K931760	2K931760	WORM WHEEL Z56L-Z20S	6
302K946AH0	2K946AH0	WIRE DC MOTOR	7
302KK24390	2KK24390	FILM DU GUIDE	3
302KS08110	2KS08110	GEAR 18	3
302LC04460	2LC04460	STOPPER CONTAINER	1
302LC28150	2LC28150	SPRING-COMPRESSION	3
302LF39050	2LF39050	GUIDE WIRE FRONT PWB	6
302LW04260	2LW04260	SPACER USB	1
302N202011	2N202011	CASTER UA	2
302P794010	2P794010	PARTS SENSOR OPT. SP	3
303H327460	3H327460	SENSOR A,SEPARATION	6
303J902280	3J902280	PIN PAPER FEED	3
303JX31390	3JX31390	GEAR 22 R	3
303JY38240	3JY38240	SPACER 25	3
303JY38601	3JY38601	EDGING FFC	6
303JY38750	3JY38750	CARTRIDGE EH590	8
303JY44011	3JY44011	STAPLER EH590	3
303LL02330	3LL02330	HOLDER WIRE D	6
303LT03130	3LT03130	SPANNER	2
303LT03140	3LT03140	BOLT M10L40	2
303M894260	3M894260	PARTS SENSOR OPT SP	3,4,5
303NB02131	3NB02131	SPRING-PLATE JUNCTION	2
303NB02180	3NB02180	STAY PARTITION	2
303NB02211	3NB02211	PLATE CASTER	2
303NB02220	3NB02220	PLATE HOLDER CASTER	2
303NB02341	3NB02341	PLATE LOCK JUNCTION D	2
303NB02360	3NB02360	GUIDE DRAWER	2
303NB02370	3NB02370	PLATE JUNCTION D	8

Part.No. 部品番号	Alternative. 代替部品番号	Description 部品名称	Fig.No.
303NB02381	3NB02381	MOUNT DRAWER	8
303NB02390	3NB02390	SLIDER DRAWER	8
303NB02410	3NB02410	FILM DRAWER	2
303NB02420	3NB02420	COVER INTERFACE	8
303NB04171	3NB04171	COVER HANDLE	1
303NB04200	3NB04200	HANDLE JAM REMOVENT	1
303NB04290	3NB04290	PLATE PIN HANDLE	2
303NB07011	3NB07011	GUIDE FEED UPPER	4
303NB07021	3NB07021	GUIDE FEED LOWER	4
303NB07040	3NB07040	GUIDE PUNCH	2
303NB07080	3NB07080	MOUNT LOWER GUIDE FEED	4
303NB07092	3NB07092	HANDLE GUIDE FEED LOWER	4
303NB07100	3NB07100	HOOK GUIDE FEED LOWER	4
303NB07110	3NB07110	LEVER GUIDE FEED LOWER	4
303NB07120	3NB07120	SPRING-TORSION GUIDE HOOK	4
303NB07140	3NB07140	SHEET ROLLER FEED	2
303NB07150	3NB07150	LID SENSOR	4
303NB07160	3NB07160	HOLDER BEARING	4
303NB07170	3NB07170	SHEET FEED IN A	4
303NB07180	3NB07180	SHEET FEED IN B	4
303NB07190	3NB07190	SHEET FEED IN C	4
303NB24210	3NB24210	HOLDER MAGNET	1
303NB28130	3NB28130	GEAR Z45-P30	3
303NB31010	3NB31010	GEAR Z35R	3,5
303NB31070	3NB31070	GEAR Z35R-P35	6
303NB31080	3NB31080	MOUNT EJECT DRIVE	6
303NB31100	3NB31100	GEAR Z35L-P42	6
303NB31110	3NB31110	PIN EJECT DRIVE	2
303NB31120	3NB31120	MOUNT CONVEYING	6
303NB34250	3NB34250	LABEL D1	1
303NB36031	3NB36031	CURSOR F MIDDLE TRAY	3
303NB36041	3NB36041	CURSOR R MIDDLE TRAY	3
303NB36060	3NB36060	SHAFT CURSOR	3
303NB36070	3NB36070	HOLDER CURSOR	3
303NB36082	3NB36082	GUIDE PAPER STOPPER	3
303NB36100	3NB36100	HOLDER MIDDLE PULLEY	4
303NB36110	3NB36110	SHAFT MIDDLE PULLEY	4
303NB36120	3NB36120	MOUNT MIDDLE PULLEY	4
303NB36141	3NB36141	SHAFT PADDLE A	3
303NB36150	3NB36150	GEAR 41 PADDLE A	3
303NB36160	3NB36160	PLATE PULSE PADDLE A	3
303NB36170	3NB36170	FRAME EXIT FRONT	5
303NB36180	3NB36180	FRAME EXIT REAR	5
303NB36190	3NB36190	MOUNT EXIT PULLEY	5
303NB36200	3NB36200	PULLEY EXIT	5
303NB36210	3NB36210	SHAFT UPPER GUIDE	5
303NB36224	3NB36224	GUIDE PAPER PRESS	5
303NB36230	3NB36230	SHAFT PAPER PRESS	5
303NB36240	3NB36240	HOLDER PADDLE	3,5
303NB36250	3NB36250	MOUNT PI PADDLE B	5
303NB36260	3NB36260	SHEET PADDLE B	5

Part.No. 部品番号	Alternative. 代替部品番号	Description 部品名称	Fig.No.
303NB36271	3NB36271	SHAFT PADDLE B	5
303NB36290	3NB36290	SPRING EXIT PULLEY	5
303NB36300	3NB36300	SPRING GUIDE PAPER PRESS	3
303NB36310	3NB36310	SHAFT UPPER EXIT DRIVE	3
303NB36350	3NB36350	GUIDE CENTER	5
303NB36370	3NB36370	LEVER UPPER EXIT	5
303NB36380	3NB36380	BRAKE EXIT	5
303NB36390	3NB36390	LEVER BRAKE EXIT	5
303NB36410	3NB36410	SPRING LEVER BRAKE	5
303NB36420	3NB36420	FILM GUIDE STOPPER	3
303NB36430	3NB36430	FILM GUIDE STOPPER C	3
303NB36460	3NB36460	STATIC-ELIMINATOR EJECT	3
303NB36471	3NB36471	PLATE EARTH EJECT	5
303NB36480	3NB36480	FILM PADDLE B	5
303NB36490	3NB36490	STATIC-ELIMINATOR EJECT SIDE	5
303NB36500	3NB36500	STATIC-ELIMINATOR EJECT CENTER	5
303NB36510	3NB36510	FILM GUIDE STOPPER B	3
303NB36521	3NB36521	GUIDE PAPER EXIT	5
303NB36530	3NB36530	SPRING EXIT F	5
303NB36540	3NB36540	SPRING EXIT R	5
303NB36550	3NB36550	RUBBER FEED	3
303NB36580	3NB36580	STATIC-ELIMINATOR PAPER STOPPER	3
303NB36591	3NB36591	LEVER PAPER PRESS	5
303NB36600	3NB36600	CAM PADDLE	5
303NB36630	3NB36630	SPRING EXIT PRESS	5
303NB36640	3NB36640	FILM GUIDE STOPPER D	3
303NB36650	3NB36650	FILM GUIDE STOPPER E	3
303NB36661	3NB36661	PULLEY MIDDLE	4
303NB37110	3NB37110	FRAME MAIN TRAY CENTER	2
303NB37130	3NB37130	PIN RAIL	2
303NB37161	3NB37161	FILM SENSOR	3
303NB37172	3NB37172	PLATE DETECTION	3
303NB37190	3NB37190	FILM FRAME TRAY	2
303NB38021	3NB38021	MOUNT STAPLER	3
303NB38030	3NB38030	BELT STAPLER SHIFT	3
303NB38040	3NB38040	SHAFT STAPLER SHIFT	3
303NB38051	3NB38051	PLATE STAPLER SHIFT	3
303NB38060	3NB38060	STOPPER STAPLER MOUNT	3
303NB38071	3NB38071	RAIL STAPLER SHIFT FRONT	3
303NB38080	3NB38080	SHAFT STOPPER PULLEY	3
303NB38090	3NB38090	SHAFT MOUNT PULLEY	3
303NB38100	3NB38100	PLATE STAPLER UNIT TENSION	3
303NB38110	3NB38110	STOPPER DRIVE BELT	3
303NB38121	3NB38121	RAIL STAPLER SHIFT REAR	3
303NB38131	3NB38131	MOUNT PRINT STAPLER	3
303NB38140	3NB38140	COVER STAPLER	3
303NB38150	3NB38150	STOPPER BUSH	3
303NB38160	3NB38160	FILM STAPLER	3
303NB38180	3NB38180	GUIDE STAPLER	3
303NB38190	3NB38190	PLATE EARTH STAPLER	3
303NB46180	3NB46180	WIRE INTERFACE A	7,8

Part.No. 部品番号	Alternative. 代替部品番号	Description 部品名称	Fig.No.
303NB46190	3NB46190	WIRE INTERFACE B	2,7
303NB94020	3NB94020	PARTS PWB STAPLER ASSY SP	3
303NB94040	3NB94040	PARTS MOTOR-PM MOVING SP	3,6
303NB94140	3NB94140	PARTS SENSOR OPT. SP	6
303NC02101	3NC02101	PARTITION FINISHER	2
303NC02110	3NC02110	FILM PARTITION	2
303NC02140	3NC02140	PLATE RIGHT F	2
303NC02150	3NC02150	PLATE LEFT	2
303NC02160	3NC02160	PLATE RIGHT R	2
303NC02210	3NC02210	PLATE LEG U	2
303NC02220	3NC02220	PLATE HANDLE	2
303NC02230	3NC02230	SHAFT HANDLE	2
303NC02240	3NC02240	SPRING HANDLE B	2
303NC02250	3NC02250	STOPPER LEG	2
303NC02300	3NC02300	PLATE HAND	2
303NC04011	3NC04011	COVER TOP	1
303NC04022	3NC04022	COVER TOP OPEN	1
303NC04034	3NC04034	COVER FRONT	1
303NC04043	3NC04043	COVER FRONT OPEN	1
303NC04051	3NC04051	COVER REAR	1
303NC04063	3NC04063	COVER LID REAR	1
303NC04070	3NC04070	COVER LEFT UPPER	1
303NC04080	3NC04080	COVER BOTTOM	1
303NC04111	3NC04111	COVER FOOT LOWER FRONT	1
303NC04121	3NC04121	COVER FOOT LOWER REAR	1
303NC04130	3NC04130	COVER FOOT MIDDLE	1
303NC04141	3NC04141	COVER PAPER STOPPER	1
303NC04151	3NC04151	FULCRUM-PLATE FRONT	1
303NC04160	3NC04160	FULCRUM-PLATE TOP FRONT	1
303NC04170	3NC04170	FULCRUM-PLATE TOP REAR	1
303NC04180	3NC04180	MOUNT TOP SW	6
303NC04200	3NC04200	COVER LEG UP	1
303NC04220	3NC04220	LID LEG UP	1
303NC04230	3NC04230	COVER LEG LOW	1
303NC04250	3NC04250	LID LEG LOW	1
303NC24012	3NC24012	GUIDE CONVEYING UPPER	4
303NC24022	3NC24022	GUIDE CONVEYING LOWER	4
303NC24041	3NC24041	ACTUATOR CONVEYING	4
303NC24060	3NC24060	GUIDE EXIT PUSH	4
303NC24070	3NC24070	SPRING EXIT PUSH	4
303NC31010	3NC31010	BELT 236	6
303NC34020	3NC34020	LABEL D1	4
303NC34030	3NC34030	LABEL D2	4
303NC34100	3NC34100	LABEL OPERATION	1
303NC34110	3NC34110	LABEL D3	1
303NC36010	3NC36010	ROLLER EXIT	3
303NC36020	3NC36020	SPRING GUIDE PAPER PRESS B	5
303NC36030	3NC36030	SHEET PADDLE A	3
303NC37011	3NC37011	MOUNT DRIVE	6
303NC37020	3NC37020	GEAR Z60 Z18	6
303NC37031	3NC37031	LEVER SENSOR	2

Part.No. 部品番号	Alternative. 代替部品番号	Description 部品名称	Fig.No.
303NC37050	3NC37050	PLATE PULLEY	2
303NC37060	3NC37060	SHAFT MAIN TRAY	6
303NC37080	3NC37080	FRAME MAIN TRAY FRONT	2
303NC37100	3NC37100	FRAME MAIN TRAY REAR	2
303NC37130	3NC37130	RAIL MAIN TRAY	2
303NC37140	3NC37140	PULLEY 32S3M	6
303NC37150	3NC37150	BELT LIFT	6
303NC37160	3NC37160	HOLDER TIMING BELT	6
303NC37180	3NC37180	STOPPER FRONT BELT	6
303NC37190	3NC37190	STOPPER REAR BELT	6
303NC38011	3NC38011	SPACER STAPLER	3
303NC39011	3NC39011	MOUNT PWB	6
303NC39020	3NC39020	DUCT UPPER GUIDE WIRE 1	6
303NC39032	3NC39032	DUCT UPPER GUIDE WIRE 2	6
303NC39050	3NC39050	GUIDE FFC	6
303NC46060	3NC46060	WIRE FRONT	7
303NC46070	3NC46070	WIRE TRAY SENSOR	7
303NC46080	3NC46080	WIRE CI SENSOR	7
303NC46090	3NC46090	WIRE ME SENSOR	7
303NC46100	3NC46100	WIRE STAPLER	7
303NC46110	3NC46110	WIRE NCK MOTOR	7
303NC46120	3NC46120	WIRE PADDLE SENSOR	7
303NC46150	3NC46150	WIRE MID TRAY MOTOR	7
303NC46160	3NC46160	WIRE STP HP SENSOR	7
303NC46170	3NC46170	WIRE MOTOR EARTH	5
303NC94020	3NC94020	PARTS DC MOTOR ASSY SP	6
303NF31060	3NF31060	GEAR Z35R	3
303NV94010	3NV94010	PARTS MOTOR DP SP	6
303NW94060	3NW94060	PARTS SENSOR OPT. SP	3,4
303PG07010	3PG07010	SHEET FEED IN	4
303PG36010	3PG36010	FILM GUIDE STOPPER F	3
303PG36020	3PG36020	FILM GUIDE STOPPER R	3
303PW36240	3PW36240	MOUNT PI UPPER GUIDE	3
303RV04010	3RV04010	COVER TOP RIGHT	1
303RV46010	3RV46010	WIRE SENSOR 1	7
303RV46020	3RV46020	WIRE SENSOR 2	7
303RV46030	3RV46030	WIRE MOTOR 1	7
303RV46040	3RV46040	WIRE MOTOR 2	7
303RV46050	3RV46050	WIRE FFC	7
303RV46080	3RV46080	CONN.CORD ASSY MID TRAY SENSOR	7
303RV94010	3RV94010	PARTS PWB DF MAIN ASSY SP	6
303RW07020	3RW07020	STAY PUNCH	2
303RW07040	3RW07040	GUIDE FEED ROLLER	4
303RW24160	3RW24160	SPRING GUIDE HOLD	4
303RW31010	3RW31010	MOUNT FEED IN DRIVE	6
303RW31020	RW31020	MOUNT CONVEYING	6
303rw36020	3rw36020	GUIDE MIDDLE TRAY	3
303RW36040	3RW36040	ACTUATOR EXIT	3
303RW36050	3RW36050	COVER MIDDLE TRAY WIRE	3
303RW37010	3RW37010	TRAY MAIN UP	8
303RW37020	3RW37020	TRAY MAIN LOW	8

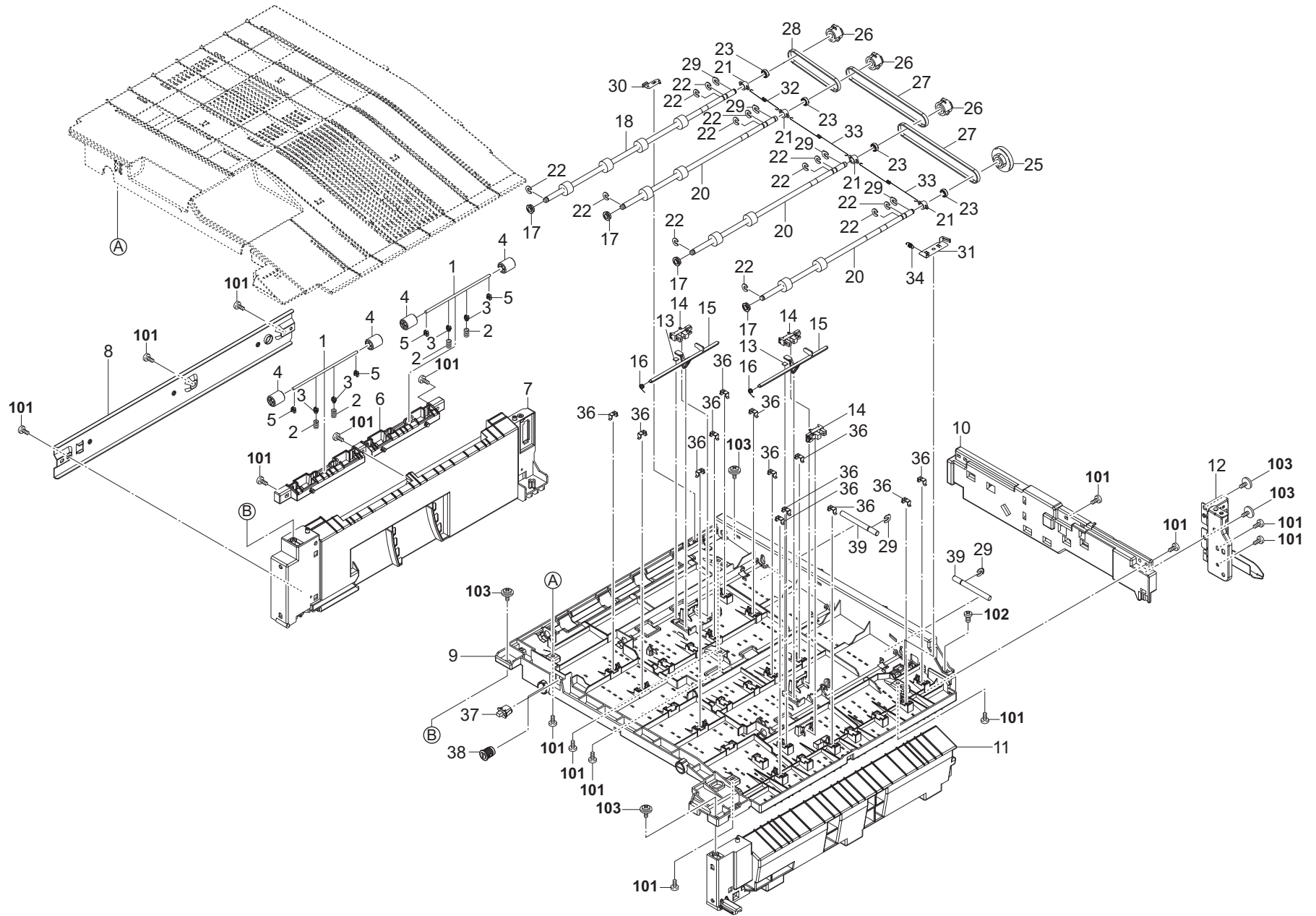
Part.No. 部品番号	Alternative. 代替部品番号	Description 部品名称	Fig.No.
303RW94020	3RW94020	PARTS ROLLER FEED LOWER SP	3
303RW94030	3RW94030	PARTS ROLLER FEED UPPER SP	4
303RW94050	3RW94050	PARTS ROLLER MIDDLE SP	3
3AK20200	3AK20200	PULLEY,MAIN TRAY	2
3AP02040	3AP02040	PULLEY 30,DUPLEX	3
3B807230	3B807230	COLLAR,MIDDLE BELT	3
3CZ02230	3CZ02230	PIN,HOOK FULCRUM	2
3H316050	3H316050	GEAR 46 DRUM DRIVE	6
3H608230	3H608230	SPRING C PULLEY	4
5MVM176DN001	3B706020	PULLEY RAIL CASS /40283V0034 A4	3
5MVX111DN003	2A806250	RING STOPPER /A-49 FEED A4	3,5,6
7BE006124431H01	BE119720	BEARING MR126ZZ	3,4
7BE008121R31H01	BE121740	BEARING MF128ZZ	3
7BE008165431H01	BE119730	BEARING 688ZZ	3,5
7UMDEC002K81HQ2	NCQA5050	IC.EEPROM	6
7YZM110003++H01	YZ034780	ACCESS,BUSHING	6
7YZM210005++H01	YZ037990	ACCESS.EDGING	6
7YZM390015++H01	YZ124850	ACCESS.CLAMP	6
7YZM510007++H01	YZ042780	ACCESS.SPACER	6
7YZM610001++H01	YZ010230	ACCESS.SADDLE	6
7YZM610008++H01	YZ037940	ACCESS.SADDLE	6
M2104350	M2104350	EDGING,EDS-0607M(KITAGAWA)	3,6
M21AH010	M21AH010	BAND,RSG-130-V0(KITAGAWA)	3,6

AK-7100

Rev.3
August 2017

—— CONTENTS / 目次 ——

FIG. 1	AK-7100	2
FIG. 2	AK-7100	4
FIG. 3	Wire Section	6
FIG. 4	Accessories	8
	• INDEX / 索引	10



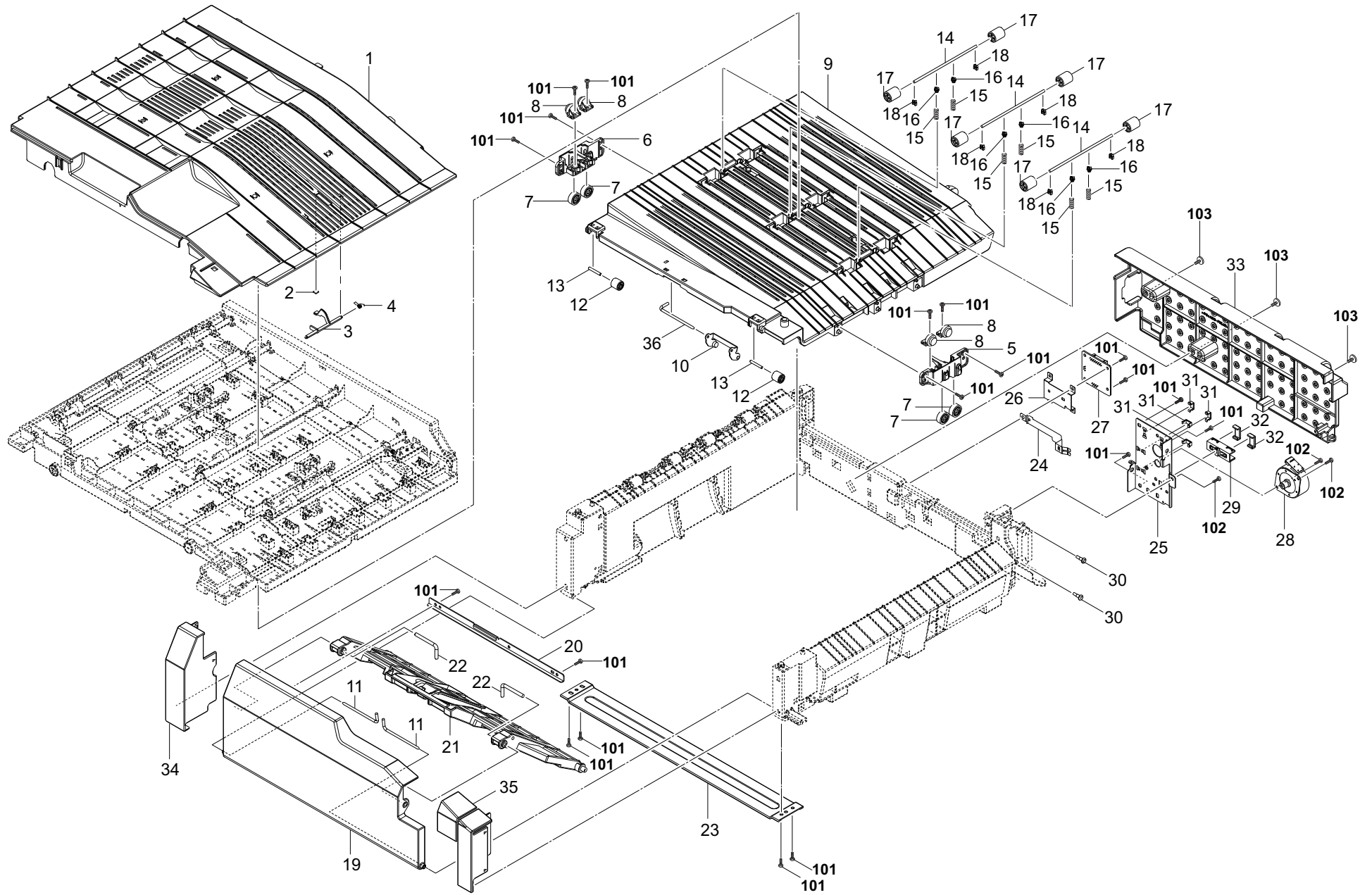


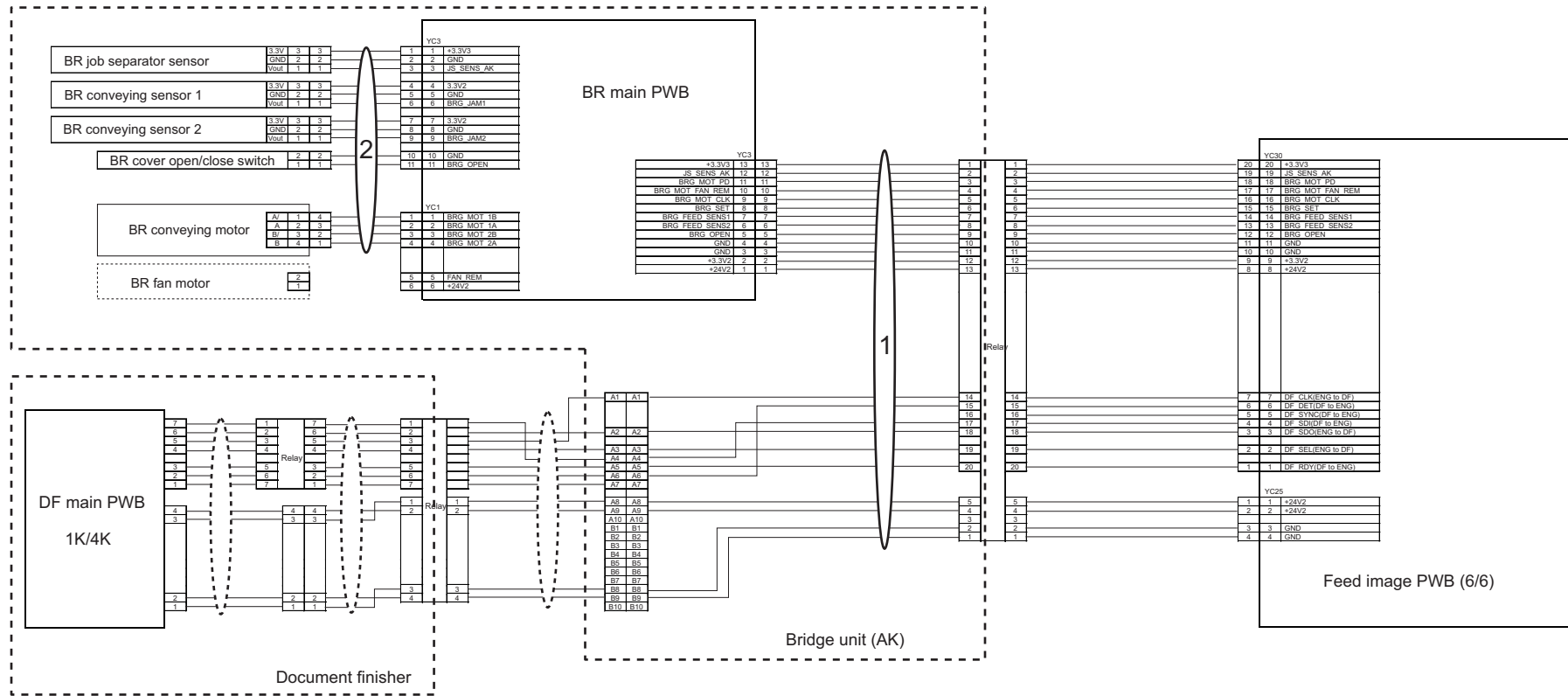
FIG. 2 AK-7100

3RG-3

Ref. No. 番号	Part.No. 部品番号	Alternative. 代替部品番号	Description 部 品 名 称	Notes 備 考	Revision 改 訂	Quantity 個数			
						100(日本)	120	230	240
1	303RG04010	3RG04010	COVER UPPER TRAY			1	1	1	1
2	303RG24140	3RG24140	CUSHION ACTUATOR		2:Part No-chg.	1	1	1	1
3	303RG24060	3RG24060	ACTUATOR FAX PAPER			1	1	1	1
4	303RG02250	3RG02250	SPRING ACTUATOR FAX			1	1	1	1
5	303RG02180	3RG02180	MOUNT DAMPER RIGHT			1	1	1	1
6	303RG02190	3RG02190	MOUNT DAMPER LEFT			1	1	1	1
7	303RG02170	3RG02170	GEAR Z18S DAMPER			4	4	4	4
8	302G404160	2G404160	DAMPER			4	4	4	4
9	303RG24080	3RG24080	GUIDE LOWER			1	1	1	1
10	303RG02200	3RG02200	STRAP COVER			1	1	1	1
11	2FB04400	2FB04400	PIN FULCRUM F COVER		3:Quantity-chg.	2	2	2	2
12	2FM02210	2FM02210	PULLEY MID /B-11 FRAME A4			2	2	2	2
13	302ND29360	2ND29360	SHAFT GUIDE BELT			2	2	2	2
14	303RG24110	3RG24110	SHAFT PULLEY			3	3	3	3
15	302F928170	2F928170	SPRING PULLEY			6	6	6	6
16	302ND24290	2ND24290	CAP SPRING			6	6	6	6
17	302F929260	2F929260	PULLEY DU LOW			6	6	6	6
18	302ND29630	2ND29630	CAP HOLDER SHAFT			6	6	6	6
19	303RG04050	3RG04050	COVER FRONT LOWER			1	1	1	1
20	303RD24140	3RD24140	PLATE REINFORCEMENT			1	1	1	1
21	303RG02220	3RG02220	ARM GUIDE			1	1	1	1
22	303RG02260	3RG02260	SHAFT OPEN			2	2	2	2
23	303RG02030	3RG02030	STAY LOW			1	1	1	1
24	303RG02240	3RG02240	PLATE EARTH PWB			1	1	1	1
25	303RG31010	3RG31010	MOUNT DRIVE			1	1	1	1
26	303PD24150	3PD24150	BRACKET PWB			1	1	1	1
27	303RG94010	3RG94010	PARTS PWB BRIDGE ASSY SP			1	1	1	1
28	302ND94490	2ND94490	PARTS MOTOR SWITCHBACK SP			1	1	1	1
29	302LF39050	2LF39050	GUIDE WIRE FRONT PWB			1	1	1	1
30	302R402250	2R402250	PIN CONNECTOR			2	2	2	2
31	302K931080	2K931080	WIRE STOPPER			4	4	4	4
32	303LL02330	3LL02330	HOLDER WIRE D			2	2	2	2
33	303RG04040	3RG04040	COVER REAR			1	1	1	1
34	303RG04020	3RG04020	COVER LEFT			1	1	1	1
35	303RG04030	3RG04030	COVER RIGHT			1	1	1	1
36	303RG02280	3RG02280	PIN FULCRUM		3:Add	1	1	1	1
101	7BB200308H	BB105660	+BIND T.T P SCREW 3X8						
102	7BB700308H	BB105600	+BIND T.T S SCREW 3X8 SR						
103	7BB282308H	BB111240	+TP-FLAT T.T P SCREW 3X8(BLACK)						

• Parts with a Ref.No. of 500 and above in the illustration indicate they are not selected for service parts.

• イラスト中で 500 番台の Ref 番号が付いている部品はサービスパーツに選定されていません。



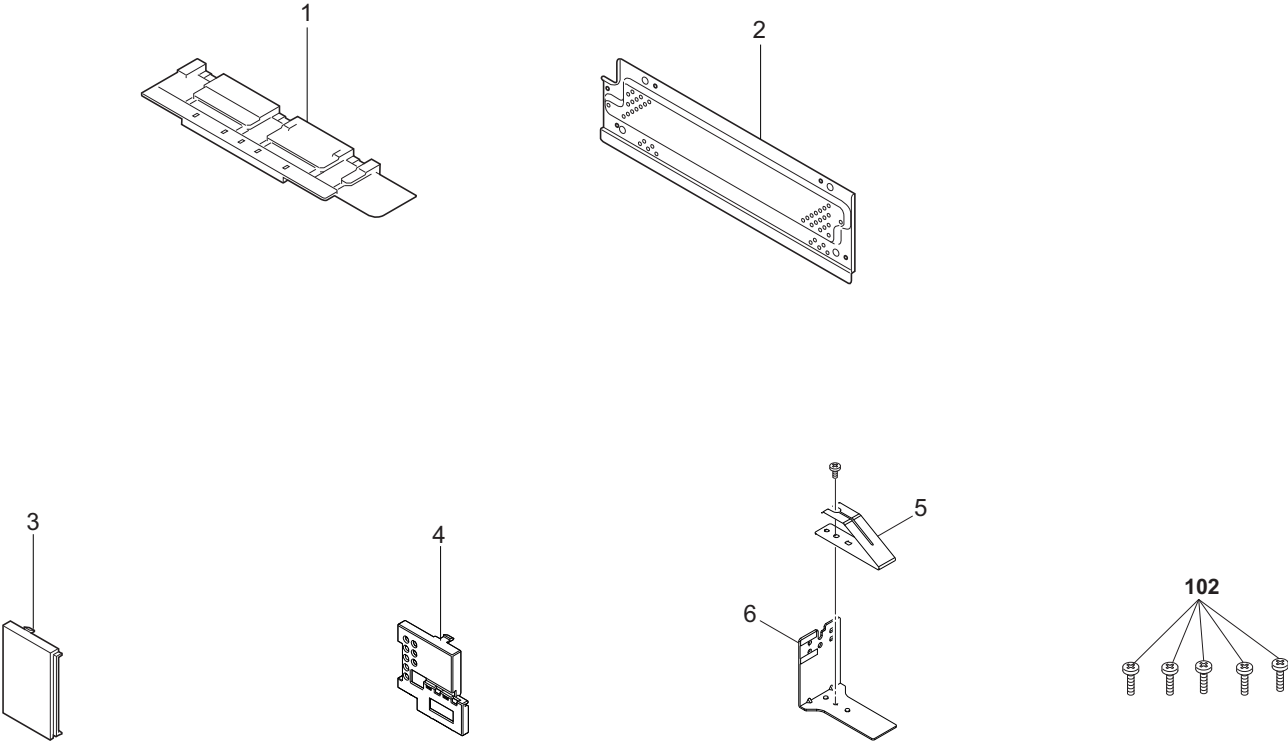


FIG. 4 Accessories

3RG-3

Ref. No. 番号	Part.No. 部品番号	Alternative. 代替部品番号	Description 部品名称	Notes 備考	Revision 改訂	Quantity 個数			
						100(日本)	120	230	240
1	303RG02080	3RG02080	RAIL RELAY			1	1	1	1
2	303RG02090	3RG02090	PLATE JUNCTION			1	1	1	1
3	303RG04070	3RG04070	COVER LEFT SIDE			1	1	1	1
4	303RG04081	3RG04081	COVER CONNECTOR		3:Design-chg.	1	1	1	1
5	303PG02050	3PG02050	PLATE EARTH			1	1	1	1
6	303PW02200	3PW02200	PLATE HOLDER EARTH			1	1	1	1
101	7BB700408H	BB105640	+BIND T.T S SCREW 4X8 SR						
102	7BB700412H	BB106830	+BIND T.T S SCREW 4X12 SR						

• Parts with a Ref.No. of 500 and above in the illustration indicate they are not selected for service parts.

・イラスト中で 500 番台の Ref 番号が付いている部品はサービスパーツに選定されていません。

INDEX / 索引

3RG-3

Part.No. 部品番号	Alternative. 代替部品番号	Description 部品名称	Fig.No.
2FB04400	2FB04400	PIN FULCRUM F COVER	2
2FM02210	2FM02210	PULLEY MID /B-11 FRAME A4	2
302F928170	2F928170	SPRING PULLEY	1,2
302F929260	2F929260	PULLEY DU LOW	1,2
302FZ07310	2FZ07310	BUSH CONTACT MPT B	1
302G404160	2G404160	DAMPER	2
302K904620	2K904620	MAGNET CATCH	1
302K928070	2K928070	SPRING-EXTENSION FEED SHIFT	1
302K931080	2K931080	WIRE STOPPER	1,2
302LF39050	2LF39050	GUIDE WIRE FRONT PWB	2
302ND08670	2ND08670	CUT-WASHER 4	1
302ND24290	2ND24290	CAP SPRING	1,2
302ND29360	2ND29360	SHAFT GUIDE BELT	2
302ND29630	2ND29630	CAP HOLDER SHAFT	1,2
302ND94490	2ND94490	PARTS MOTOR SWITCHBACK SP	2
302P794010	2P794010	PARTS SENSOR OPT. SP	1
302R402250	2R402250	PIN CONNECTOR	2
303LL02330	3LL02330	HOLDER WIRE D	2
303PD24150	3PD24150	BRACKET PWB	2
303PG02050	3PG02050	PLATE EARTH	4
303PW02200	3PW02200	PLATE HOLDER EARTH	4
303RD24140	3RD24140	PLATE REINFORCEMENT	2
303RG02010	3RG02010	GUIDE UPPER	1
303RG02020	3RG02020	STAY LEFT	1
303RG02030	3RG02030	STAY LOW	2
303RG02040	3RG02040	PLATE RIGHT LOWER	1
303RG02080	3RG02080	RAIL RELAY	4
303RG02090	3RG02090	PLATE JUNCTION	4
303RG02100	3RG02100	SHAFT HINGE	1
303RG02110	3RG02110	BASE LOWER	1
303RG02120	3RG02120	PLATE EARTH FEED	1
303RG02130	3RG02130	PLATE EARTH EXIT	1
303RG02150	3RG02150	SPRING EARTH A	1
303RG02160	3RG02160	SPRING EARTH B	1
303RG02170	3RG02170	GEAR Z18S DAMPER	2
303RG02180	3RG02180	MOUNT DAMPER RIGHT	2
303RG02190	3RG02190	MOUNT DAMPER LEFT	2
303RG02200	3RG02200	STRAP COVER	2
303RG02220	3RG02220	ARM GUIDE	2
303RG02240	3RG02240	PLATE EARTH PWB	2
303RG02250	3RG02250	SPRING ACTUATOR FAX	2
303RG02260	3RG02260	SHAFT OPEN	2
303RG02280	3RG02280	PIN FULCRUM	2
303RG04010	3RG04010	COVER UPPER TRAY	2
303RG04020	3RG04020	COVER LEFT	2
303RG04030	3RG04030	COVER RIGHT	2
303RG04040	3RG04040	COVER REAR	2
303RG04050	3RG04050	COVER FRONT LOWER	2
303RG04070	3RG04070	COVER LEFT SIDE	4
303RG04081	3RG04081	COVER CONNECTOR	4
303RG24040	3RG24040	GUIDE RIGHT LOWER	1

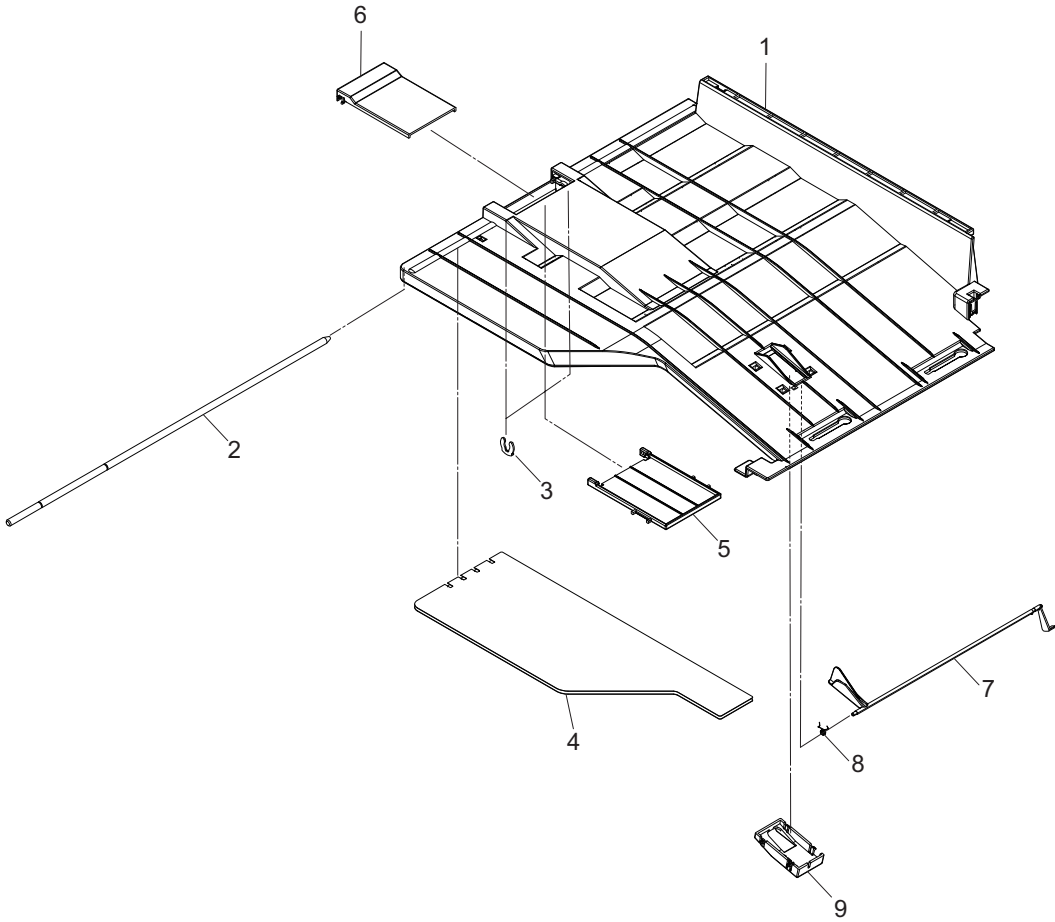
Part.No. 部品番号	Alternative. 代替部品番号	Description 部品名称	Fig.No.
303RG24050	3RG24050	GUIDE LEFT LOWER	1
303RG24060	3RG24060	ACTUATOR FAX PAPER	2
303RG24070	3RG24070	HOLDER PULLEY	1
303RG24080	3RG24080	GUIDE LOWER	2
303RG24100	3RG24100	ACTUATOR FEED	1
303RG24110	3RG24110	SHAFT PULLEY	1,2
303RG24120	3RG24120	SPRING ACTUATOR FEED	1
303RG24140	3RG24140	CUSHION ACTUATOR	1,2
303RG31010	3RG31010	MOUNT DRIVE	2
303RG31020	3RG31020	GEAR Z60R P27 S2M ONEWAY	1
303RG31030	3RG31030	PULLEY BELT ONEWAY P27 S2M	1
303RG31040	3RG31040	BELT 40 S2M 296	1
303RG31060	3RG31060	BELT 40 S2M 196	1
303RG46010	3RG46010	CONN.CORD ASSY AK DF	3
303RG46020	3RG46020	CONN.CORD ASSY AK	3
303RG94010	3RG94010	PARTS PWB BRIDGE ASSY SP	2
303RG94020	3RG94020	PARTS ROLLER FEED A SP	1
303RG94040	3RG94040	PARTS ROLLER FEED C SP	1
5MVX111DN003	2A806250	RING STOPPER /A-49 FEED A4	1
7BE006103431H01	BE122720	BEARING MR106ZZ	1
7BE006103R31H01	BE134710	BEARING MF106ZZ	1
7SP0100004+H01	SP136500	SW.PUSH	1

JS-7100

Rev.1
August 2017

—— CONTENTS / 目次 ——

FIG. 1 JS-7100 2



BF-730

Rev.6
August 2017

———— CONTENTS ————

FIG. 1 Booklet Folder 1 2
FIG. 2 Booklet Folder 2 5
FIG. 3 Booklet Folder 3 8
FIG. 4 Booklet Folder 4 11
FIG. 5 Accessories 13

• INDEX 16

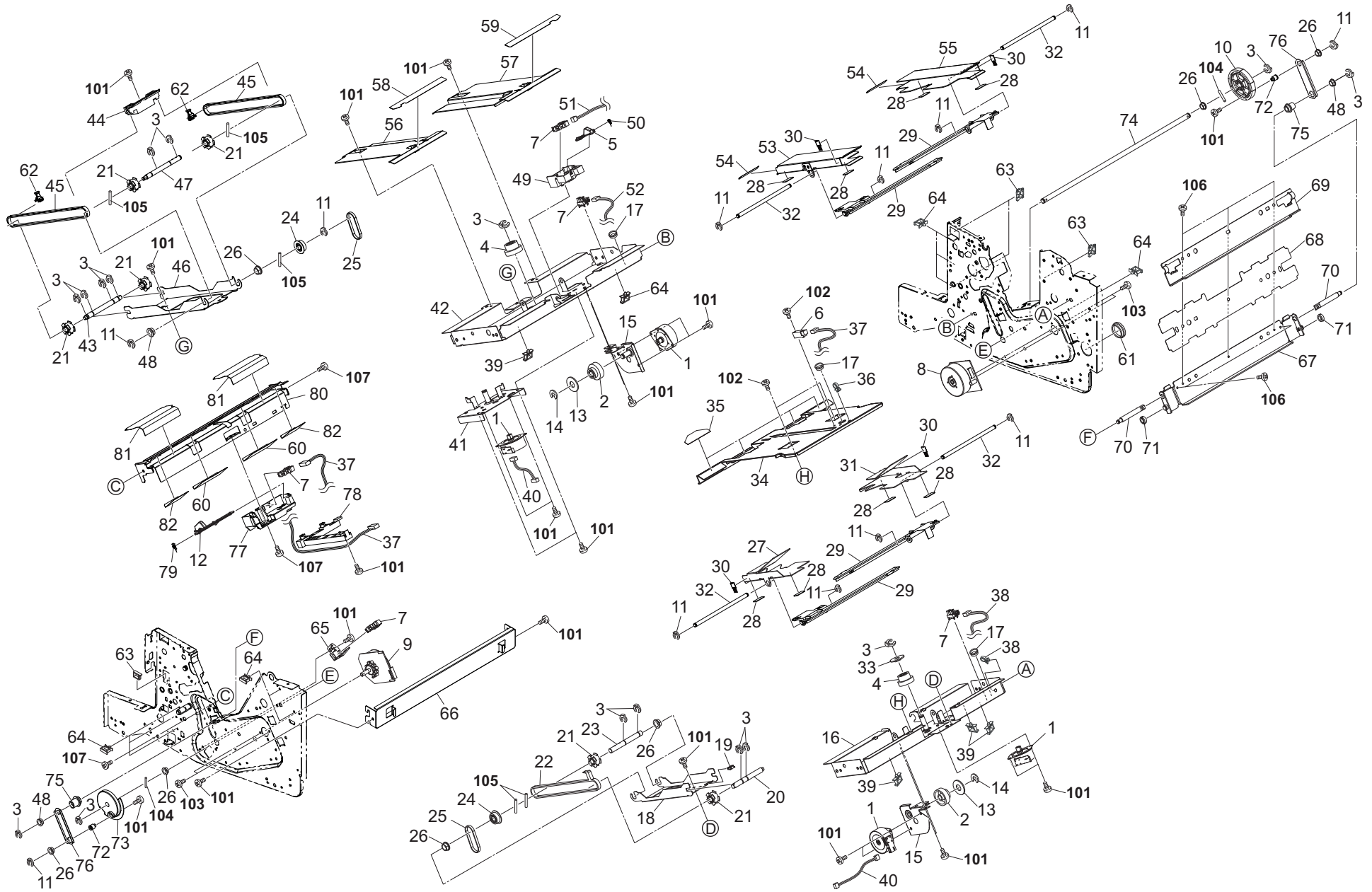


FIG. 1 Booklet Folder 1

3ND-4

Ref. No. 番号	Part.No. 部品番号	Alternative. 代替部品番号	Description 部 品 名 称	Notes 備 考	Revision 改 訂	Quantity 個数			
						100(日本)	120	230	240
1	302HN44100	2HN44100	MOTOR REVERSE			4	4	4	4
2	303ND24070	3ND24070	GEAR Z54-P30			2	2	2	2
3	2BC06910	2BC06910	STOPPER 6			16	16	16	16
4	303ND24060	3ND24060	GEAR Z56R-Z26S			2	2	2	2
5	303ND24140	3ND24140	ACTUATOR HOLDER SENSOR			1	1	1	1
6	303NW94060	NX124090	SENSOR OPT.			1	1	1	1
7	303M894260	NX120700	SENSOR OPT.			5	5	5	5
8	303NB94051	3NB94051	PARTS MOTOR-BL BRAKE SP			1	1	1	1
9	302LC94281	2LC94281	PARTS MOTOR-BL W40 SP			1	1	1	1
10	303J124170	3J124170	GEAR 55 BLADE PRESSURE			1	1	1	1
11	5MVX111DN003	2A806250	RING STOPPER /A-49 FEED A4			12	12	12	12
12	303ND24160	3ND24160	ACTUATOR PAPER			1	1	1	1
13	303JY38240	3JY38240	SPACER 25			2	2	2	2
14	302K921420	2K921420	CUT-WASHER 6			2	2	2	2
15	303ND24030	3ND24030	MOUNT MOTOR			2	2	2	2
16	303ND24010	3ND24010	STAY SIDE REGIST UP			1	1	1	1
17	7YZM110001++H01	YZ009420	ACCESS.BUSHING			3	3	3	3
18	303J124481	3J124481	MOUNT BELT R			1	1	1	1
19	M2104390	M2104390	EDGING,EDS-0607L(KITAGAWA)			1	1	1	1
20	303J124080	3J124080	SHAFT CONVEYING IDLE R			1	1	1	1
21	3AK07230	3AK07230	PULLEY 20S3M			6	6	6	6
22	303J124110	3J124110	BELT CONVEYING REGIST			1	1	1	1
23	303J124070	3J124070	SHAFT CONVEYING DRIVE R			1	1	1	1
24	3AP02040	3AP02040	PULLEY 30,DUPLEX			2	2	2	2
25	302H017260	2H017260	BELT SCANNER			2	2	2	2
26	28107310	49028101	BUSH 8			7	7	7	7
27	303J124020	3J124020	CURSOR FRONT			1	1	1	1
28	3B807640	3B807640	PAD,CURSOR			8	8	8	8
29	303J124370	3J124370	RACK CURSOR			4	4	4	4
30	303JY37220	3JY37220	STATIC ELIMINATOR CURSOR			4	4	4	4
31	303J124030	3J124030	CURSOR REAR			1	1	1	1
32	303J124050	3J124050	SHAFT LOWER CURSOR			4	4	4	4
33	303ND24080	3ND24080	SPACER CURSOR			1	1	1	1
34	303J124041	3J124041	GUIDE REGIST			1	1	1	1
35	303J124562	3J124562	SHEET GUIDE REGIST			4	4	4	4
36	7YZM410004++H01	YZ148350	ACCESS.BAND		4:Part No.-chg.	6	6	6	6
37	303ND46210	3ND46210	WIRE PAPER SENSOR			2	2	2	2
38	303ND46220	3ND46220	WIRE UPPER WIDTH SENSOR			1	1	1	1
39	7YZM610001++H01	YZ010230	ACCESS SADDLE			4	4	4	4
40	303ND46090	3ND46090	WIRE WIDTH MOTOR			2	2	2	2
41	303ND24040	3ND24040	PLATE ADJUST			1	1	1	1
42	303ND24020	3ND24020	STAY SIDE REGIST LOW			1	1	1	1
43	303J124440	3J124440	SHAFT CONVEYING IDLE			1	1	1	1
44	303J124460	3J124460	HOLDER CONVEYING LIFT			1	1	1	1
45	303ND24320	3ND24320	BELT CONVEYING POSITIONING			2	2	2	2
46	303J124490	3J124490	MOUNT BELT L			1	1	1	1
47	303ND24230	3ND24230	SHAFT CONVEYING DRIVE L			1	1	1	1
48	302K324450	2K324450	BUSH 6			3	3	3	3

• Parts with a Ref.No. of 500 and above in the illustration indicate they are not selected for service parts.

• イラスト中で 500 番台の Ref 番号が付いている部品はサービスパーツに選定されていません。

FIG. 1 Booklet Folder 1

3ND-3

Ref. No. 番号	Part.No. 部品番号	Alternative. 代替部品番号	Description 部 品 名 称	Notes 備 考	Revision 改 訂	Quantity 個数			
						100(日本)	120	230	240
49	303ND24130	3ND24130	MOUNT HOLDER SENSOR			1	1	1	1
50	302K928190	2K928190	SPRING-TORSION SWITCHBACK			1	1	1	1
51	303ND46170	3ND46170	WIRE BUNDUP SENSOR			1	1	1	1
52	303ND46180	3ND46180	WIRE UNDER WIDTH SENSOR			1	1	1	1
53	303J124341	3J124341	CURSOR FW FRONT			1	1	1	1
54	303J124660	3J124660	SHEET CURSOR FW			2	2	2	2
55	303J124351	3J124351	CURSOR FW REAR			1	1	1	1
56	303J124231	3J124231	GUIDE CONVEYING LOWER F			1	1	1	1
57	303J124241	3J124241	GUIDE CONVEYING LOWER R			1	1	1	1
58	303ND24270	3ND24270	FILM BLADE F			1	1	1	1
59	303ND24280	3ND24280	FILM BLADE R			1	1	1	1
60	303ND24300	3ND24300	SHEET STAY SADDLE UP M			2	2	2	2
61	7YZM110003++H01	YZ034780	ACCESS,BUSHING			1	1	1	1
62	303ND24330	3ND24330	JOINT CONVEYING BELT			2	2	2	2
63	7YZM210006++H01	YZ038000	ACCESS.EDGING			4	4	4	4
64	7YZM610007++H01	YZ023340	ACCESS.SADDLE			10	10	10	10
65	303J131340	3J131340	MOUNT BLADE PI			1	1	1	1
66	303ND02320	3ND02320	STAY RIGHT			1	1	1	1
67	303J124151	3J124151	PLATE BLADE SUPPORT			1	1	1	1
68	303J124142	3J124142	BLADE MID PRESSING			1	1	1	1
69	303J124160	3J124160	HOLDER BLADE			1	1	1	1
70	303J124450	3J124450	SHAFT BLADE			2	2	2	2
71	303J124210	3J124210	BUSHING BLADE			2	2	2	2
72	303ND31340	3ND31340	PIN BLADE DRIVE			2	2	2	2
73	303ND31280	3ND31280	CAM BLADE			1	1	1	1
74	303J131040	3J131040	SHAFT BLADE DRIVE L			1	1	1	1
75	303J124670	3J124670	SPACER BLADE			2	2	2	2
76	303ND31040	3ND31040	ARM BLADE PRESS			2	2	2	2
77	303ND24150	3ND24150	MOUNT PAPER SENSOR			1	1	1	1
78	303LV24010	3LV24010	COVER WIRE			1	1	1	1
79	303ND24310	3ND24310	SPRING ACT			1	1	1	1
80	303J124221	3J124221	STAY SADDLE			1	1	1	1
81	303J124550	3J124550	SHEET STAY SADDLE LOW			2	2	2	2
82	303ND24290	3ND24290	SHEET STAY SADDLE UP			2	2	2	2
101	7BB700308H	BB105600	+BIND T.T S SCREW 3X8 SR						
102	7BB700316H	BB106910	+BIND T.T S SCREW 3X16 SR						
103	7BB000304H	BB105720	+BIND M SCREW 3X4						
104	7BP512516B0CH01	BP126540	PARALLEL PIN 2.5X16						
105	7BP512512B0CH01	BP126420	PARALLEL PIN 2.5X12						
106	7BB000406H	BB112100	+BIND M SCREW 4X6						
107	7BB700408H	BB105640	+BIND T.T S SCREW 4X8 SR						

• Parts with a Ref.No. of 500 and above in the illustration indicate they are not selected for service parts.

• イラスト中で 500 番台の Ref 番号が付いている部品はサービスパーツに選定されていません。

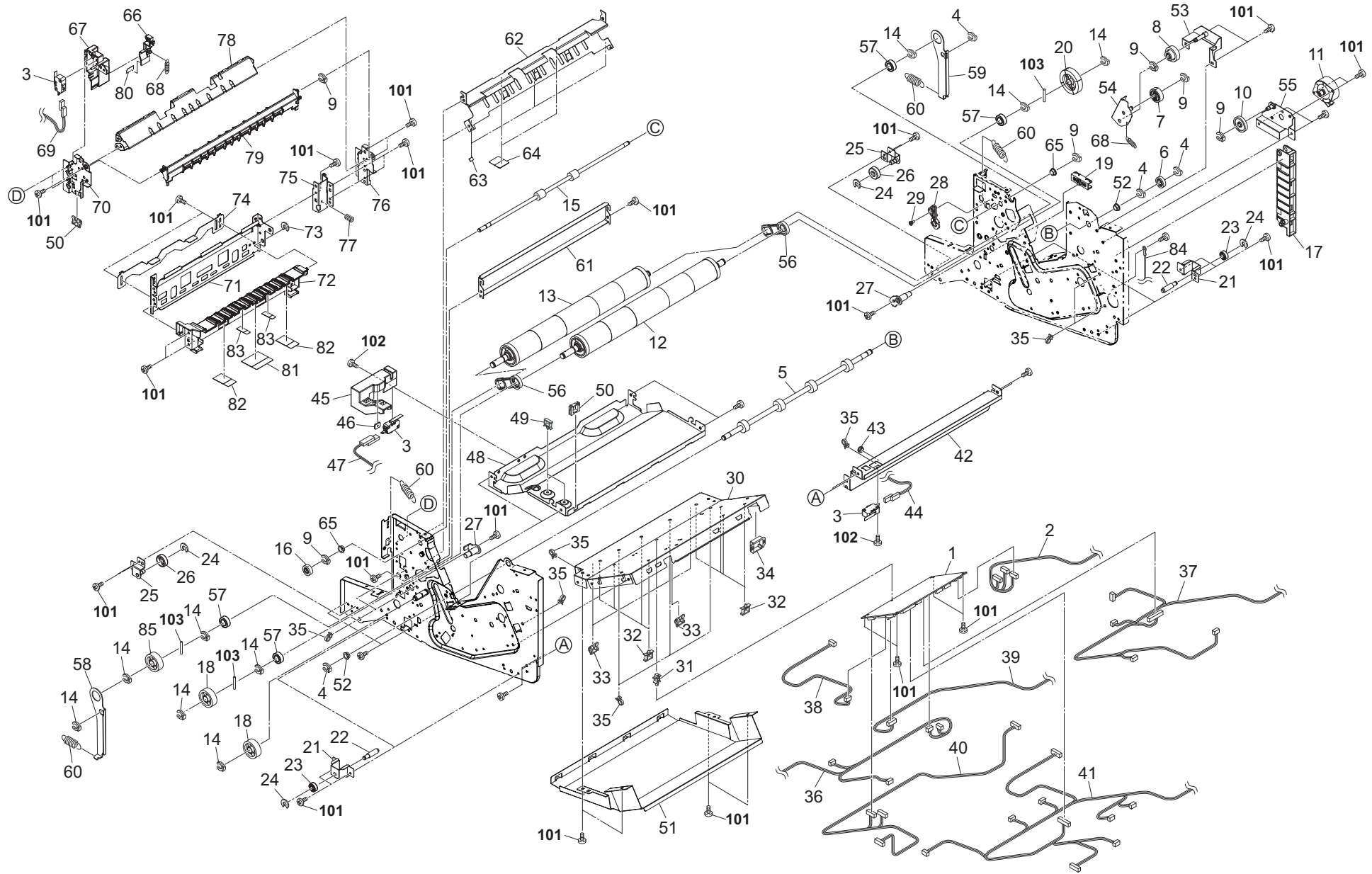


FIG. 2 Booklet Folder 2

3ND-5

Ref. No. 番号	Part.No. 部品番号	Alternative. 代替部品番号	Description 部品名称	Notes 備考	Revision 改訂	Quantity 個数			
						100(日本)	120	230	240
1	303ND94011	3ND94011	PARTS PWB MAIN ASSY SP			1	1	1	1
2	303ND46010	3ND46010	WIRE INTERFACE			1	1	1	1
3	2FB27160	2FB27160	INTER LOCK SWITCH			3	3	3	3
4	2BC06910	2BC06910	STOPPER 6			4	4	4	4
5	303ND94020	3ND24180	ROLLER FEED IN			1	1	1	1
6	303NB31010	3NB31010	GEAR Z35R			1	1	1	1
7	302K931490	2K931490	GEAR Z28L			1	1	1	1
8	303ND31510	3ND31510	GEAR Z30R Z30R			1	1	1	1
9	5MVX111DN003	2A806250	RING STOPPER /A-49 FEED A4			5	5	5	5
10	303ND31520	3ND31520	GEAR Z52L			1	1	1	1
11	302HN44100	2HN44100	MOTOR REVERSE			1	1	1	1
12	303ND94050	3ND94050	ROLLER PRESS A			1	1	1	1
13	303ND94060	3ND94060	ROLLER PRESS B			1	1	1	1
14	302K921120	2K921120	STOPPER 8			9	9	9	9
15	303ND94040	3ND28260	ROLLER EJECT 3 FOLD			1	1	1	1
16	302K031740	2K031740	GEAR BELT CLEANING DRIVE Z20L			1	1	1	1
x	303ND04060	3ND04060	COVER FRONT SUB						1
17	303ND02291	3ND02291	GUIDE WIRE			1	1	1	1
18	303ND31200	3ND31200	GEAR Z30 PRESS		4:Quantity-chg.	2	2	2	2
19	302LF39050	2LF39050	GUIDE WIRE FRONT PWB			1	1	1	1
20	303ND31210	3ND31210	GEAR Z16 PRESS			1	1	1	1
21	303ND02060	3ND02060	MOUNT SHAFT RAIL			4	4	4	4
22	303ND02070	3ND02070	SHAFT RAIL			4	4	4	4
23	302FG07020	2FG07020	PULLEY,CASSETTE RAIL			4	4	4	4
24	302FB09830	2FB09830	CUT WASHER 4			6	6	6	6
25	303ND02200	3ND02200	MOUNT PULLEY RAIL			2	2	2	2
26	34907150	34907150	PULLEY,CASSETTE			2	2	2	2
27	303ND02281	3ND02281	FULCRUM PLATE RELEASE			2	2	2	2
28	303ND28220	3ND28220	LEVER SOL GUIDE EXIT			1	1	1	1
29	2FB20860	2FB20860	PIN FUSER COVER			1	1	1	1
30	303ND02170	3ND02170	STAY BLADE LOWER			1	1	1	1
31	7YZM510007++H01	YZ042780	ACCESS.SPACER			1	1	1	1
32	7YZM610004++H01	YZ012210	ACCESS SADDLE			8	8	8	8
33	7YZM210005++H01	YZ037990	ACCESS.EDGING			3	3	3	3
34	7YZM210011++H01	YZ145260	ACCESS.EDGING		5: Part No.-chg.	1	1	1	1
35	7YZM410004++H01	YZ148350	ACCESS.BAND		4:Part No.-chg.	10	10	10	10
36	303ND46020	3ND46020	WIRE INTERLOCK SWITCH			1	1	1	1
37	303ND46060	3ND46060	WIRE MOTOR ST ALL			1	1	1	1
38	303ND46100	3ND46100	WIRE SOLENOID1			1	1	1	1
39	303ND46110	3ND46110	WIRE STP MOTOR			1	1	1	1
40	303ND46120	3ND46120	WIRE MOTOR			1	1	1	1
41	303ND46160	3ND46160	WIRE SENSOR ALL			1	1	1	1
42	303ND02160	3ND02160	STAY RIGHT LOW			1	1	1	1
43	7YZM110001++H01	YZ009420	ACCESS.BUSHING			1	1	1	1
44	303ND46040	3ND46040	WIRE UNITSET SWITCH			1	1	1	1
45	303ND02180	3ND02180	MOUNT INTERLOCK TRAY			1	1	1	1
46	302K926050	2K926050	NUT FUSER			1	1	1	1
47	303ND46050	3ND46050	WIRE TRY SWITCH			1	1	1	1
48	303ND02030	3ND02030	BASE LEFT			1	1	1	1

• Parts with a Ref.No. of 500 and above in the illustration indicate they are not selected for service parts.

• イラスト中で 500 番台の Ref 番号が付いている部品はサービスパーツに選定されていません。

FIG. 2 Booklet Folder 2

3ND-4

Ref. No. 番号	Part.No. 部品番号	Alternative. 代替部品番号	Description 部品名称	Notes 備考	Revision 改訂	Quantity 個数			
						100(日本)	120	230	240
49	7YZM610007++H01	YZ023340	ACCESS.SADDLE			2	2	2	2
50	7YZM210006++H01	YZ038000	ACCESS.EDGING			2	2	2	2
51	303ND02350	3ND02350	PLATE COVER PWB			1	1	1	1
52	28107310	49028101	BUSH 8			2	2	2	2
53	303ND31540	3ND31540	PLATE JOINT FULCRUM			1	1	1	1
54	303ND31500	3ND31500	PLATE JOINT DRIVE			1	1	1	1
55	303ND31530	3ND31530	MOUNT MOTOR LOW			1	1	1	1
56	303ND31100	3ND31100	SPACER ROLLER			2	2	2	2
57	7BE010197431H01	BE119740	BEARING 6800ZZ(7MM)			4	4	4	4
58	303ND31060	3ND31060	LEVER PRESSURE B FRONT			1	1	1	1
59	303ND31070	3ND31070	LEVER PRESSURE B REAR			1	1	1	1
60	303LV28051	3LV28051	SPRING PRESSURE			4	4	4	4
61	303ND02050	3ND02050	STAY LEFT			1	1	1	1
62	303ND28061	3ND28061	GUIDE CONVEYING EXIT			1	1	1	1
63	303ND28310	3ND28310	CUSHION GUIDE			3	3	3	3
64	303ND28340	3ND28340	FILM EXIT GUIDE			2	2	2	2
65	302K324450	2K324450	BUSH 6			2	2	2	2
66	303ND28150	3ND28150	LEVER LEFT			1	1	1	1
67	303ND28180	3ND28180	MOUNT INTERLOCK LEFT			1	1	1	1
68	303J102210	3J102210	SPRING RELEASE			2	2	2	2
69	303ND46030	3ND46030	WIRE GIDE L SWITCH			1	1	1	1
70	303ND28130	3ND28130	FRAME LEFT FRONT			1	1	1	1
71	303ND28010	3ND28010	GUIDE STOP UP			1	1	1	1
72	303ND28021	3ND28021	GUIDE STOP LOW			1	1	1	1
73	2BL16290	2BL16290	CUT WASHER 3			1	1	1	1
74	303ND28030	3ND28030	GUIDE STOP			1	1	1	1
75	303ND28200	3ND28200	HINGE LEFT			1	1	1	1
76	303ND28140	3ND28140	FRAME LEFT REAR			1	1	1	1
77	303ND28290	3ND28290	SPRING LEFT			1	1	1	1
78	303ND28050	3ND28050	GUIDE EXIT			1	1	1	1
79	303ND28040	3ND28040	GUIDE EXIT SHIFT			1	1	1	1
80	303ND34050	3ND34050	LABEL UP			1	1	1	1
81	303ND28360	3ND28360	FILM STOP LOW A			1	1	1	1
82	303ND28370	3ND28370	FILM STOP LOW B			2	2	2	2
83	303ND28380	3ND28380	FILM STOP LOW C			2	2	2	2
84	303ND46250	3ND46250	WIRE EARTH			1	1	1	1
85	303ND31350	3ND31350	GEAR Z30 PRESS B		4:Add	1	1	1	1
101	7BB700308H	BB105600	+BIND T.T S SCREW 3X8 SR						
102	7BB700316H	BB106910	+BIND T.T S SCREW 3X16 SR						
103	7BP513022B0CH01	BP126790	PARALLEL PIN 3X22						

• Parts with a Ref.No. of 500 and above in the illustration indicate they are not selected for service parts.

• イラスト中で 500 番台の Ref 番号が付いている部品はサービスパーツに選定されていません。

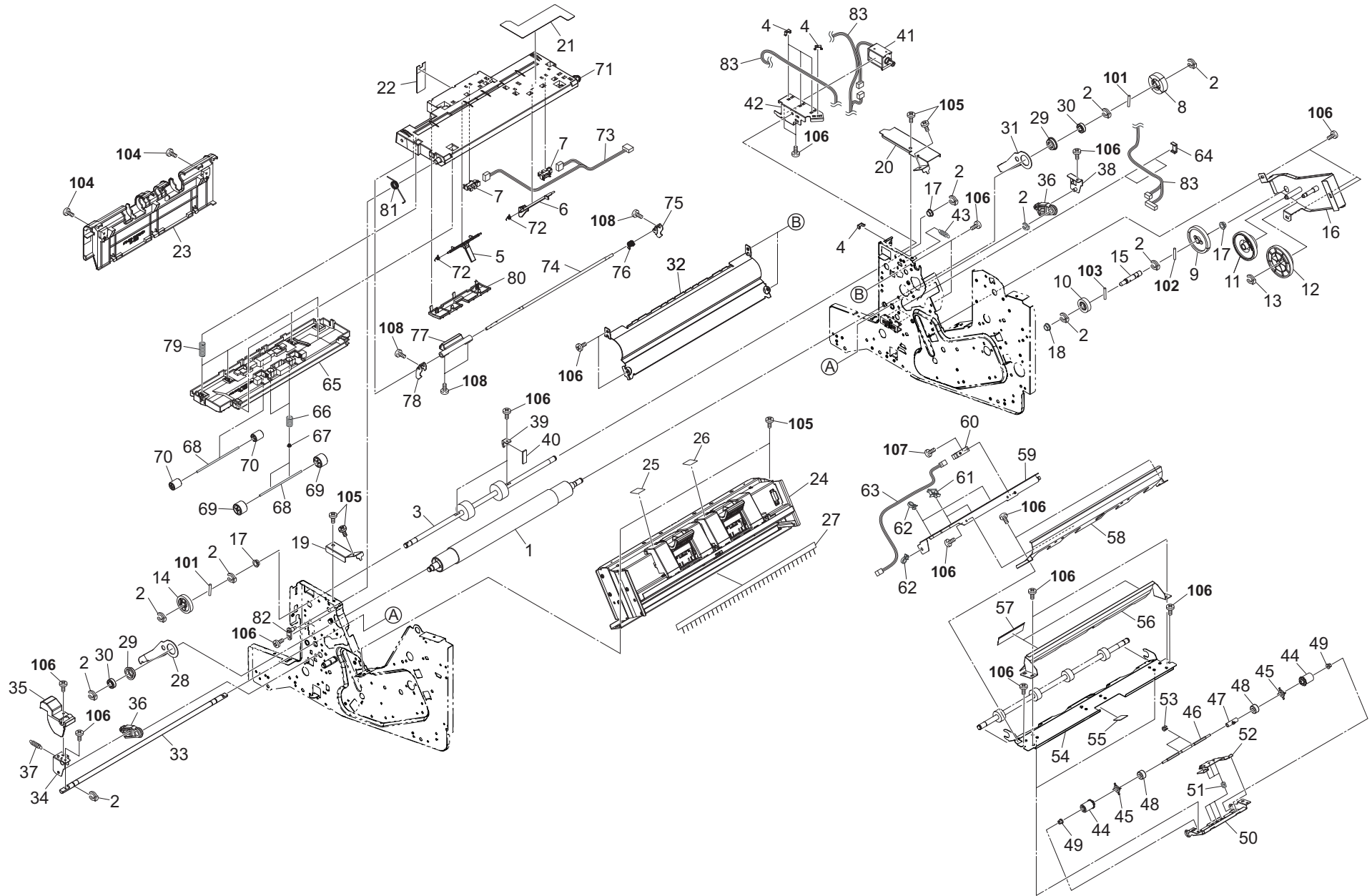


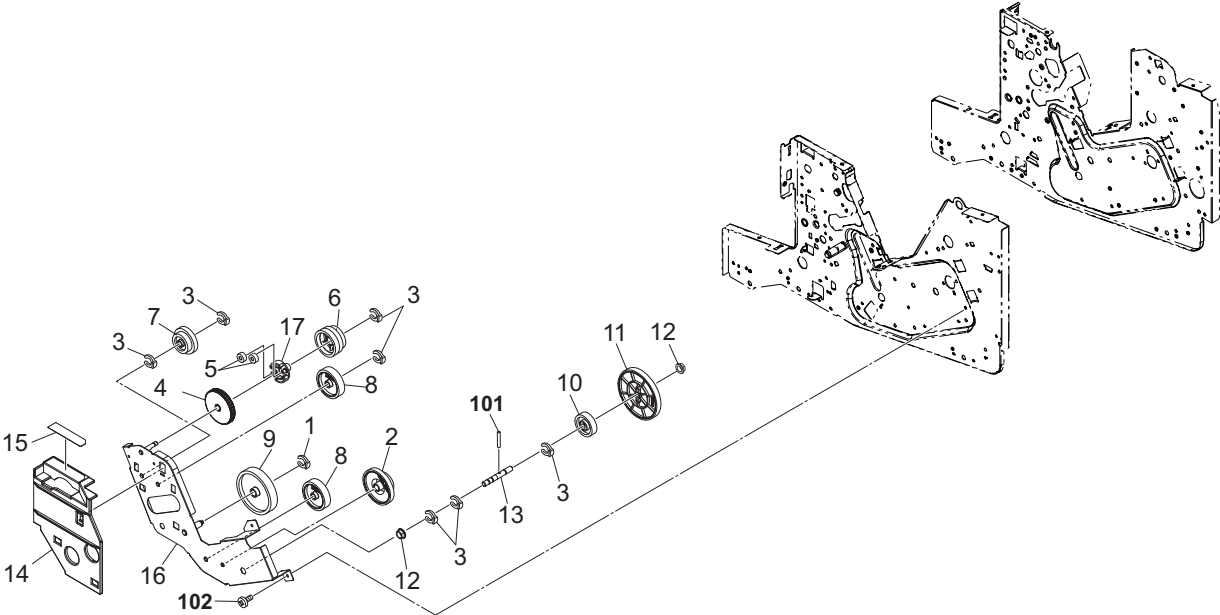
FIG. 3 Booklet Folder 3

3ND-3

Ref. No. 番号	Part.No. 部品番号	Alternative. 代替部品番号	Description 部品名称	Notes 備考	Revision 改訂	Quantity 個数			
						100(日本)	120	230	240
1	303ND94070	3ND31032	ROLLER PRESS C			1	1	1	1
2	2BC06910	2BC06910	STOPPER 6			10	10	10	10
3	303ND94030	3ND28120	ROLLER EJECT			1	1	1	1
4	302K931080	2K931080	WIRE STOPPER			5	5	5	5
5	303ND28252	3ND28252	ACTUATOR STACK LIMIT			1	1	1	1
6	303ND28170	3ND28170	ACTUATOR EXIT			1	1	1	1
7	303M894260	NX120700	SENSOR OPT.			2	2	2	2
8	303ND31220	3ND31220	GEAR Z12 PRESS			1	1	1	1
9	3H316050	3H316050	GEAR 46 DRUM DRIVE			1	1	1	1
10	33414050	33414050	GEAR 22,SLEEVE			1	1	1	1
11	303ND31120	3ND31120	GEAR Z28 Z62			1	1	1	1
12	303ND31150	3ND31150	GEAR Z53Z120R			1	1	1	1
13	5MVX111DN003	2A806250	RING STOPPER /A-49 FEED A4			1	1	1	1
14	303ND31260	3ND31260	GEAR Z30 EXIT			1	1	1	1
15	303ND31160	3ND31160	SHAFT BLADE DRIVE			1	1	1	1
16	303ND31110	3ND31110	MOUNT BLADE DRIVE			1	1	1	1
17	28107310	49028101	BUSH 8			3	3	3	3
18	302K324450	2K324450	BUSH 6			1	1	1	1
19	303ND02130	3ND02130	MOUNT STAPLER FRONT			1	1	1	1
20	303ND02140	3ND02140	MOUNT STAPLER REAR			1	1	1	1
21	303ND28330	3ND28330	SHEET EXIT OPEN			1	1	1	1
22	303ND28351	3ND28351	FILM STACK PAPER			1	1	1	1
23	303ND04051	3ND04051	COVER LEFT			1	1	1	1
24	303J144010	3J144010	STAPLER EH280			1	1	1	1
25	3B805070	3B805070	LABEL B			1	1	1	1
26	3B805080	3B805080	LABEL C			1	1	1	1
27	303JY37400	3JY37400	DISCHARGER GUIDE UP			1	1	1	1
28	303ND31080	3ND31080	LEVER PRESSURE C FRONT			1	1	1	1
29	302K931960	2K931960	HOLDER BEARING 688ZZ			2	2	2	2
30	7BE008165431H01	BE119730	BEARING 688ZZ			2	2	2	2
31	303ND31090	3ND31090	LEVER PRESSURE C REAR			1	1	1	1
32	303ND28090	3ND28090	GUIDE CONVEYING 3 FOLD			1	1	1	1
33	303ND02150	3ND02150	SHAFT RELEASE			1	1	1	1
34	303ND02110	3ND02110	WORK PLATE RELEASE FRONT			1	1	1	1
35	303ND02100	3ND02100	LEVER RELEASE			1	1	1	1
36	303ND02190	3ND02190	HOOK RELEASE FRONT			2	2	2	2
37	303JY37260	3JY37260	SPRING SOL A			1	1	1	1
38	303ND02120	3ND02120	WORK PLATE RELEASE REAR			1	1	1	1
39	3CA16220	3CA16220	HOLDER,PAPER EJECT REGISTRATION BRUSH			2	2	2	2
40	303ND28300	3ND28300	BRUSH PAPER EJ REGIST			2	2	2	2
41	302K994370	2K944120	SOLENOID FEED SHIFT			1	1	1	1
42	303ND28211	3ND28211	MOUNT SOLENOID			1	1	1	1
43	2FG20350	2FG20350	SPRING CLAW			1	1	1	1
44	303J124610	3J124610	PULLEY FEED IN			4	4	4	4
45	303ND24240	3ND24240	RUBBER FEED IN			4	4	4	4
46	303J124640	3J124640	SHAFT PULLEY FEED IN			2	2	2	2
47	303J124700	3J124700	COLLAR FEED IN			2	2	2	2
48	66321290	66321290	PULLEY,EJECT			4	4	4	4

• Parts with a Ref.No. of 500 and above in the illustration indicate they are not selected for service parts.

• イラスト中で 500 番台の Ref 番号が付いている部品はサービスパーツに選定されていません。



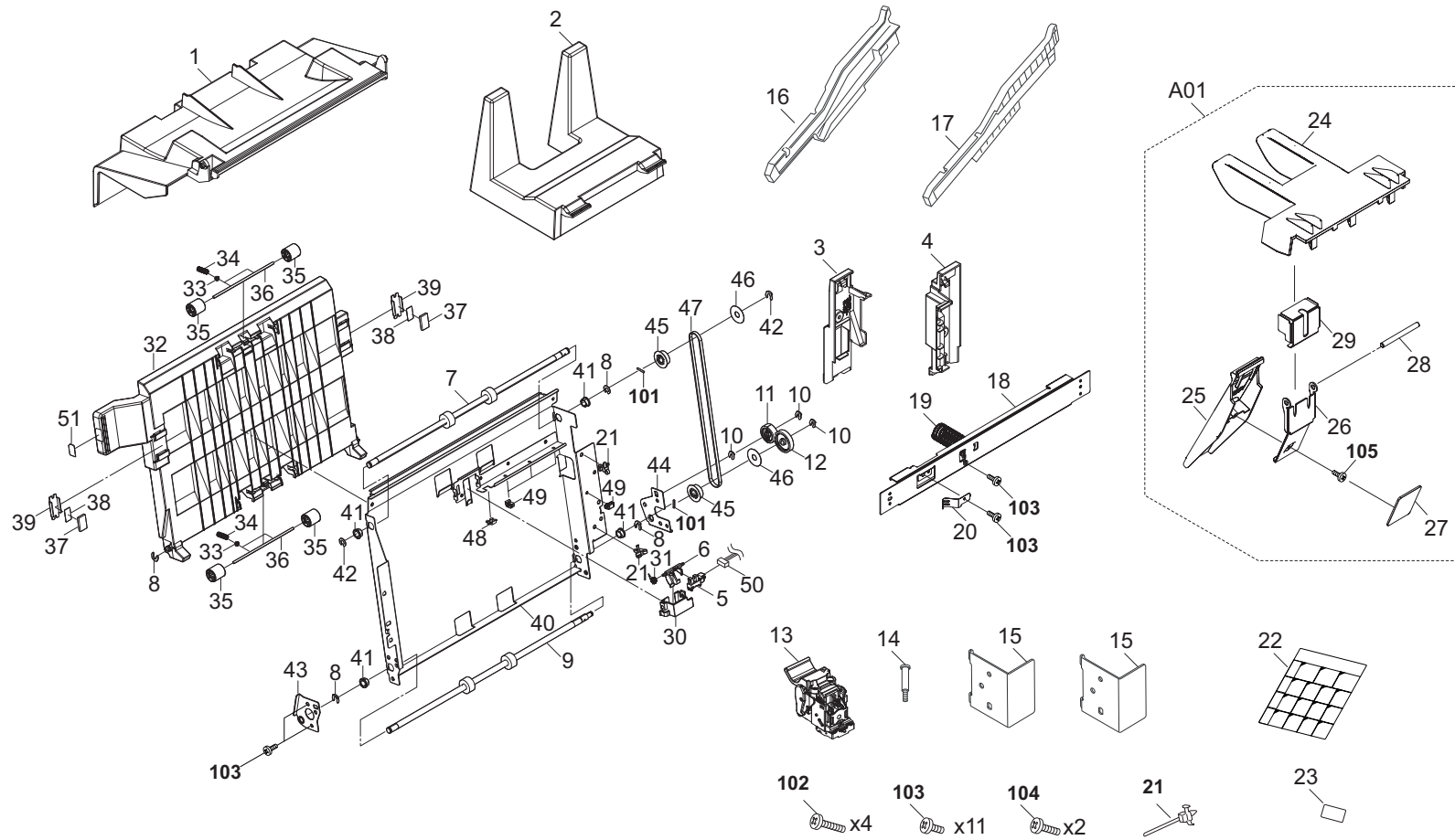


FIG. 5 Accessories

3ND-4

Ref. No. 番号	Part.No. 部品番号	Alternative. 代替部品番号	Description 部 品 名 称	Notes 備 考	Revision 改 訂	Quantity 個数			
						100(日本)	120	230	240
1	303ND04010	3ND04010	TRAY EJECT BASE			1	1	1	1
2	303ND04020	3ND04020	TRAY EJECT STOCK			1	1	1	1
3	303ND04030	3ND04030	COVER SADDLE F			1	1	1	1
4	303ND04041	3ND04041	COVER SADDLE R			1	1	1	1
5	303M894260	NX120700	SENSOR OPT.			1	1	1	1
6	303ND37090	3ND37090	ACTUATOR PI			1	1	1	1
7	303ND94080	3ND37030	ROLLER BRIDGE UP			1	1	1	1
8	2BC06910	2BC06910	STOPPER 6			4	4	4	4
9	303ND94090	3ND37040	ROLLER BRIDGE LOW			1	1	1	1
10	5MVX111DN003	2A806250	RING STOPPER /A-49 FEED A4			3	3	3	3
11	303NJ31130	3NJ31130	GEAR Z28R			1	1	1	1
12	303NF31050	3NF31050	GEAR Z35L			1	1	1	1
13	303J138010	3J138010	CARTRIDGE EH280			1	1	1	1
14	3CY02240	3CY02240	REAR PIN,HOOK			1	1	1	1
15	303ND02310	3ND02310	LOCK MAIN TRAY			2	2	2	2
16	303ND02090	3ND02090	RAIL REAR			1	1	1	1
17	303ND02080	3ND02080	RAIL FRONT			1	1	1	1
18	303ND02230	3ND02230	RETAINER PLATE			1	1	1	1
19	303ND02330	3ND02330	SPRING UNIT SET			1	1	1	1
20	302FB09810	2FB09810	GROUND PLATE DU REAR			1	1	1	1
21	7YZM410004++H01	YZ148350	ACCESS.BAND		4:Part No.-chg.	3	3	3	3
22	303ND34110	3ND34110	LABEL OPERATION			1	1	1	1
23	303ND34020	3ND34020	LABEL D7			1	1	1	1
A01	303ND94100	3ND94100	PARTS ARM PAPER EJECT HOLDER ASSY SP			1	1	1	1
24	*303ND28101	3ND28101	ARM PAPER EJECT HOLDER			1	1	1	1
25	*303J128290	3J128290	COVER EJECT PAPER HOLDER			1	1	1	1
26	*303J128260	3J128260	AUXILIARY PLATE EJECT ARM			1	1	1	1
27	*303J128280	3J128280	PAD EJECT PAPER HOLDER			1	1	1	1
28	*303J128251	3J128251	SHAFT EXIT PAPER HOLDER			1	1	1	1
29	*303ND28320	3ND28320	STOPPER ARM HOLDER			1	1	1	1
30	303ND37100	3ND37100	HOLDER FEED PI			1	1	1	1
31	302H729120	2H729120	SPRING ACT DU			1	1	1	1
32	303ND37010	3ND37010	GUIDE BRIDGE LEFT			1	1	1	1
33	2FM04150	2FM04150	CAP SPRING /B-11 ENCLOSURE A4		4:Others	4	4	4	4
34	302H728100	2H728100	SPRING EXIT PULLEY			4	4	4	4
35	302H722760	2H722760	PULLEY MIDDLE A			4	4	4	4
36	302K324460	2K324460	SHAFT FEED			2	2	2	2
37	302GR04380	2GR04380	SEAL MAGNET			2	2	2	2
38	302GR04370	2GR04370	MAGNET CLIP DISH			2	2	2	2
39	303NB24210	3NB24210	HOLDER MAGNET			2	2	2	2
40	303ND37020	3ND37020	GUIDE BRIDGE RIGHT			1	1	1	1
41	28107310	49028101	BUSH 8			4	4	4	4
42	302K921420	2K921420	CUT-WASHER 6			2	2	2	2
43	303ND37060	3ND37060	PLATE GUIDE FULCRUM			1	1	1	1
44	303ND37050	3ND37050	PLATE BRIDGE DRIVE			1	1	1	1
45	3AP02040	3AP02040	PULLEY 30,DUPLEX			2	2	2	2
46	303JY38240	3JY38240	SPACER 25			2	2	2	2
47	303ND37080	3ND37080	BELT 40S2M486			1	1	1	1

• Parts with a Ref.No. of 500 and above in the illustration indicate they are not selected for service parts.

• イラスト中で 500 番の Ref 番号が付いている部品はサービスパーツに選定されていません。

FIG. 5 Accessories

3ND-3

Ref. No. 番号	Part.No. 部品番号	Alternative. 代替部品番号	Description 部品名称	Notes 備考	Revision 改訂	Quantity 個数			
						100(日本)	120	230	240
48	7YZM210006++H01	YZ038000	ACCESS.EDGING			1	1	1	1
49	7YZM610007++H01	YZ023340	ACCESS.SADDLE			3	3	3	3
50	303ND46200	3ND46200	WIRE TRANSPORT SENSOR			1	1	1	1
51	303ND34030	3ND34030	LABEL D8			1	1	1	1
101	5MBP2012WXSP	E0020120	SPRING PIN/ M2 X 12 S-BLK						
102	7BB700412H	BB106830	+BIND T.T S SCREW 4X12 SR						
103	7BB700408H	BB105640	+BIND T.T S SCREW 4X8 SR						
104	7BB782410H	BB111310	+TP-FLAT T.T S SCREW 4X10 SR(BLACK)						
105	7BB200308H	BB105660	+BIND T.T P SCREW 3X8						

• Parts with a Ref.No. of 500 and above in the illustration indicate they are not selected for service parts.

・イラスト中で 500 番台の Ref 番号が付いている部品はサービスパーツに選定されていません。

Part.No. 部品番号	Alternative. 代替部品番号	Description 部品名称	Fig.No.
28107310	49028101	BUSH 8	1,2,3,5
33414050	33414050	GEAR 22,SLEEVE	3
34907150	34907150	PULLEY,CASSETTE	2
66321290	66321290	PULLEY,EJECT	3
2BC06910	2BC06910	STOPPER 6	1,2,3,4,5
2BL16200	2BL16200	SPRING CONVEYING	3
2BL16290	2BL16290	CUT WASHER 3	2
2C907360	2C907360	SPRING CURSOR R	3
2FB20860	2FB20860	PIN FUSER COVER	2
2FB27160	2FB27160	INTER LOCK SWITCH	2
2FG20350	2FG20350	SPRING CLAW	3
2FM04150	2FM04150	CAP SPRING /B-11 ENCLOSURE A4	3,5
302F929260	2F929260	PULLEY DU LOW	3
302FB09810	2FB09810	GROUND PLATE DU REAR	5
302FB09830	2FB09830	CUT WASHER 4	2
302FG07020	2FG07020	PULLEY,CASSETTE RAIL	2
302GR04370	2GR04370	MAGNET CLIP DISH	5
302GR04380	2GR04380	SEAL MAGNET	5
302H017260	2H017260	BELT SCANNER	1
302H722760	2H722760	PULLEY MIDDLE A	5
302H725A00	2H725A00	SPRING FUSER ACTUATOR	3
302H728100	2H728100	SPRING EXIT PULLEY	5
302H729120	2H729120	SPRING ACT DU	5
302HN44100	2HN44100	MOTOR REVERSE	1,2
302K031740	2K031740	GEAR BELT CLEANING DRIVE Z20L	2
302K324450	2K324450	BUSH 6	1,2,3,4
302K324460	2K324460	SHAFT FEED	3,5
302K921120	2K921120	STOPPER 8	2
302K921420	2K921420	CUT-WASHER 6	1,5
302K926050	2K926050	NUT FUSER	2
302K928190	2K928190	SPRING-TORSION SWITCHBACK	1
302K931080	2K931080	WIRE STOPPER	3
302K931490	2K931490	GEAR Z28L	2
302K931960	2K931960	HOLDER BEARING 688ZZ	3
302K994370	2K944120	SOLENOID FEED SHIFT	3
302KV06330	2KV06330	PULLEY MIDDLE	3
302LC94281	2LC94281	PARTS MOTOR-BL W40 SP	1
302LF39050	2LF39050	GUIDE WIRE FRONT PWB	2
303J102210	3J102210	SPRING RELEASE	2
303J124020	3J124020	CURSOR FRONT	1
303J124030	3J124030	CURSOR REAR	1
303J124041	3J124041	GUIDE REGIST	1
303J124050	3J124050	SHAFT LOWER CURSOR	1
303J124070	3J124070	SHAFT CONVEYING DRIVE R	1
303J124080	3J124080	SHAFT CONVEYING IDLE R	1
303J124110	3J124110	BELT CONVEYING REGIST	1
303J124142	3J124142	BLADE MID PRESSING	1
303J124151	3J124151	PLATE BLADE SUPPORT	1
303J124160	3J124160	HOLDER BLADE	1
303J124170	3J124170	GEAR 55 BLADE PRESSURE	1
303J124210	3J124210	BUSHING BLADE	1

Part.No. 部品番号	Alternative. 代替部品番号	Description 部品名称	Fig.No.
303J124221	3J124221	STAY SADDLE	1
303J124231	3J124231	GUIDE CONVEYING LOWER F	1
303J124241	3J124241	GUIDE CONVEYING LOWER R	1
303J124341	3J124341	CURSOR FW FRONT	1
303J124351	3J124351	CURSOR FW REAR	1
303J124370	3J124370	RACK CURSOR	1
303J124440	3J124440	SHAFT CONVEYING IDLE	1
303J124450	3J124450	SHAFT BLADE	1
303J124460	3J124460	HOLDER CONVEYING LIFT	1
303J124481	3J124481	MOUNT BELT R	1
303J124490	3J124490	MOUNT BELT L	1
303J124550	3J124550	SHEET STAY SADDLE LOW	1
303J124562	3J124562	SHEET GUIDE REGIST	1
303J124610	3J124610	PULLEY FEED IN	3
303J124620	3J124620	MOUNT PULLEY FEED IN	3
303J124630	3J124630	HOLDER PULLEY FEED IN	3
303J124640	3J124640	SHAFT PULLEY FEED IN	3
303J124660	3J124660	SHEET CURSOR FW	1
303J124670	3J124670	SPACER BLADE	1
303J124700	3J124700	COLLAR FEED IN	3
303J124710	3J124710	SPACER FEED IN	3
303J124720	3J124720	BUSHING FEED IN	3
303J128150	3J128150	PLATE EXIT FRONT	3
303J128160	3J128160	PLATE EXIT REAR	3
303J128170	3J128170	SPRING EXIT HOOK	3
303J128251	3J128251	SHAFT EXIT PAPER HOLDER	5
303J128260	3J128260	AUXILIARY PLATE EJECT ARM	5
303J128280	3J128280	PAD EJECT PAPER HOLDER	5
303J128290	3J128290	COVER EJECT PAPER HOLDER	5
303J131040	3J131040	SHAFT BLADE DRIVE L	1
303J131340	3J131340	MOUNT BLADE PI	1
303J138010	3J138010	CARTRIDGE EH280	5
303J144010	3J144010	STAPLER EH280	3
303J902330	3J902330	PIN TABLE FULCRUM B	3
303JX24190	3JX24190	SPRING CONVEYING	3
303JY37220	3JY37220	STATIC ELIMINATOR CURSOR	1
303JY37260	3JY37260	SPRING SOL A	3
303JY37400	3JY37400	DISCHARGER GUIDE UP	3
303JY38240	3JY38240	SPACER 25	1,5
303LL02330	3LL02330	HOLDER WIRE D	3
303LV24010	3LV24010	COVER WIRE	1
303LV28051	3LV28051	SPRING PRESSURE	2
303M894260	NX120700	SENSOR OPT.	1,3,5
303NB24210	3NB24210	HOLDER MAGNET	5
303NB31010	3NB31010	GEAR Z35R	2
303NB94051	3NB94051	PARTS MOTOR-BL BRAKE SP	1
303ND02030	3ND02030	BASE LEFT	2
303ND02050	3ND02050	STAY LEFT	2
303ND02060	3ND02060	MOUNT SHAFT RAIL	2
303ND02070	3ND02070	SHAFT RAIL	2
303ND02080	3ND02080	RAIL FRONT	5

Part.No. 部品番号	Alternative. 代替部品番号	Description 部品名称	Fig.No.
303ND02090	3ND02090	RAIL REAR	5
303ND02100	3ND02100	LEVER RELEASE	3
303ND02110	3ND02110	WORK PLATE RELEASE FRONT	3
303ND02120	3ND02120	WORK PLATE RELEASE REAR	3
303ND02130	3ND02130	MOUNT STAPLER FRONT	3
303ND02140	3ND02140	MOUNT STAPLER REAR	3
303ND02150	3ND02150	SHAFT RELEASE	3
303ND02160	3ND02160	STAY RIGHT LOW	2
303ND02170	3ND02170	STAY BLADE LOWER	2
303ND02180	3ND02180	MOUNT INTERLOCK TRAY	2
303ND02190	3ND02190	HOOK RELEASE FRONT	3
303ND02200	3ND02200	MOUNT PULLEY RAIL	2
303ND02230	3ND02230	RETAINER PLATE	5
303ND02281	3ND02281	FULCRUM PLATE RELEASE	2
303ND02291	3ND02291	GUIDE WIRE	2
303ND02310	3ND02310	LOCK MAIN TRAY	5
303ND02320	3ND02320	STAY RIGHT	1
303ND02330	3ND02330	SPRING UNIT SET	5
303ND02350	3ND02350	PLATE COVER PWB	2
303ND04010	3ND04010	TRAY EJECT BASE	5
303ND04020	3ND04020	TRAY EJECT STOCK	5
303ND04030	3ND04030	COVER SADDLE F	5
303ND04041	3ND04041	COVER SADDLE R	5
303ND04051	3ND04051	COVER LEFT	3
303ND24010	3ND24010	STAY SIDE REGIST UP	1
303ND24020	3ND24020	STAY SIDE REGIST LOW	1
303ND24030	3ND24030	MOUNT MOTOR	1
303ND24040	3ND24040	PLATE ADJUST	1
303ND24060	3ND24060	GEAR Z56R-Z26S	1
303ND24070	3ND24070	GEAR Z54-P30	1
303ND24080	3ND24080	SPACER CURSOR	1
303ND24110	3ND24110	GUIDE FEED LOW	3
303ND24120	3ND24120	GUIDE FEED UP	3
303ND24130	3ND24130	MOUNT HOLDER SENSOR	1
303ND24140	3ND24140	ACTUATOR HOLDER SENSOR	1
303ND24150	3ND24150	MOUNT PAPER SENSOR	1
303ND24160	3ND24160	ACTUATOR PAPER	1
303ND24171	3ND24171	GUIDE FEED IN	3
303ND24210	3ND24210	PAD SENSOR	3
303ND24220	3ND24220	GUIDE WIRE FEED	3
303ND24230	3ND24230	SHAFT CONVEYING DRIVE L	1
303ND24240	3ND24240	RUBBER FEED IN	3
303ND24260	3ND24260	FILM FEED IN	3
303ND24270	3ND24270	FILM BLADE F	1
303ND24280	3ND24280	FILM BLADE R	1
303ND24290	3ND24290	SHEET STAY SADDLE UP	1
303ND24300	3ND24300	SHEET STAY SADDLE UP M	1
303ND24310	3ND24310	SPRING ACT	1
303ND24320	3ND24320	BELT CONVEYING POSITIONING	1
303ND24330	3ND24330	JOINT CONVEYING BELT	1
303ND28010	3ND28010	GUIDE STOP UP	2

Part.No. 部品番号	Alternative. 代替部品番号	Description 部品名称	Fig.No.
303ND28021	3ND28021	GUIDE STOP LOW	2
303ND28030	3ND28030	GUIDE STOP	2
303ND28040	3ND28040	GUIDE EXIT SHIFT	2
303ND28050	3ND28050	GUIDE EXIT	2
303ND28061	3ND28061	GUIDE CONVEYING EXIT	2
303ND28071	3ND28071	GUIDE EXIT OPEN	3
303ND28080	3ND28080	COVER EXIT OPEN	3
303ND28090	3ND28090	GUIDE CONVEYING 3 FOLD	3
303ND28101	3ND28101	ARM PAPER EJECT HOLDER	5
303ND28110	3ND28110	HANDLE EXIT	3
303ND28130	3ND28130	FRAME LEFT FRONT	2
303ND28140	3ND28140	FRAME LEFT REAR	2
303ND28150	3ND28150	LEVER LEFT	2
303ND28170	3ND28170	ACTUATOR EXIT	3
303ND28180	3ND28180	MOUNT INTERLOCK LEFT	2
303ND28190	3ND28190	SHAFT LEFT UP OPEN	3
303ND28200	3ND28200	HINGE LEFT	2
303ND28211	3ND28211	MOUNT SOLENOID	3
303ND28220	3ND28220	LEVER SOL GUIDE EXIT	2
303ND28252	3ND28252	ACTUATOR STACK LIMIT	3
303ND28280	3ND28280	LID COVER EXIT	3
303ND28290	3ND28290	SPRING LEFT	2
303ND28300	3ND28300	BRUSH PAPER EJ REGIST	3
303ND28310	3ND28310	CUSHION GUIDE	2
303ND28320	3ND28320	STOPPER ARM HOLDER	5
303ND28330	3ND28330	SHEET EXIT OPEN	3
303ND28340	3ND28340	FILM EXIT GUIDE	2
303ND28351	3ND28351	FILM STACK PAPER	3
303ND28360	3ND28360	FILM STOP LOW A	2
303ND28370	3ND28370	FILM STOP LOW B	2
303ND28380	3ND28380	FILM STOP LOW C	2
303ND28410	3ND28410	SPRING EJECT	3
303ND31040	3ND31040	ARM BLADE PRESS	1
303ND31060	3ND31060	LEVER PRESSURE B FRONT	2
303ND31070	3ND31070	LEVER PRESSURE B REAR	2
303ND31080	3ND31080	LEVER PRESSURE C FRONT	3
303ND31090	3ND31090	LEVER PRESSURE C REAR	3
303ND31100	3ND31100	SPACER ROLLER	2
303ND31110	3ND31110	MOUNT BLADE DRIVE	3
303ND31120	3ND31120	GEAR Z28 Z62	3,4
303ND31130	3ND31130	GEAR Z126R PRESS	4
303ND31150	3ND31150	GEAR Z53Z120R	3
303ND31160	3ND31160	SHAFT BLADE DRIVE	3
303ND31170	3ND31170	GEAR Z38 PRESS	4
303ND31180	3ND31180	GEAR Z36 PRESS	4
303ND31190	3ND31190	GEAR Z56 PRESS	4
303ND31200	3ND31200	GEAR Z30 PRESS	2
303ND31210	3ND31210	GEAR Z16 PRESS	2
303ND31220	3ND31220	GEAR Z12 PRESS	3
303ND31230	3ND31230	GEAR Z24 Z32	4
303ND31250	3ND31250	PLATE PRESS DRIVE	4

Part.No. 部品番号	Alternative. 代替部品番号	Description 部品名称	Fig.No.
303ND31260	3ND31260	GEAR Z30 EXIT	3
303ND31270	3ND31270	SHAFT PRESS DRIVE	4
303ND31280	3ND31280	CAM BLADE	1
303ND31290	3ND31290	COVER PRESS DRIVE	4
303ND31300	3ND31300	GEAR Z28S Z40R	4
303ND31310	3ND31310	GEAR Z12S	4
303ND31320	3ND31320	PLATE HANDLE DRIVE	4
303ND31330	3ND31330	HANDLE PRESS DRIVE	4
303ND31340	3ND31340	PIN BLADE DRIVE	1
303ND31350	3ND31350	GEAR Z30 PRESS B	2
303ND31500	3ND31500	PLATE JOINT DRIVE	2
303ND31510	3ND31510	GEAR Z30R Z30R	2
303ND31520	3ND31520	GEAR Z52L	2
303ND31530	3ND31530	MOUNT MOTOR LOW	2
303ND31540	3ND31540	PLATE JOINT FULCRUM	2
303ND34020	3ND34020	LABEL D7	5
303ND34030	3ND34030	LABEL D8	5
303ND34040	3ND34040	LABEL D9	4
303ND34050	3ND34050	LABEL UP	2
303ND34110	3ND34110	LABEL OPERATION	5
303ND37010	3ND37010	GUIDE BRIDGE LEFT	5
303ND37020	3ND37020	GUIDE BRIDGE RIGHT	5
303ND37050	3ND37050	PLATE BRIDGE DRIVE	5
303ND37060	3ND37060	PLATE GUIDE FULCRUM	5
303ND37080	3ND37080	BELT 40S2M486	5
303ND37090	3ND37090	ACTUATOR PI	5
303ND37100	3ND37100	HOLDER FEED PI	5
303ND46010	3ND46010	WIRE INTERFACE	2
303ND46020	3ND46020	WIRE INTERLOCK SWITCH	2
303ND46030	3ND46030	WIRE GIDE L SWITCH	2
303ND46040	3ND46040	WIRE UNITSET SWITCH	2
303ND46050	3ND46050	WIRE TRY SWITCH	2
303ND46060	3ND46060	WIRE MOTOR ST ALL	2
303ND46090	3ND46090	WIRE WIDTH MOTOR	1
303ND46100	3ND46100	WIRE SOLENOID1	2
303ND46110	3ND46110	WIRE STP MOTOR	2
303ND46120	3ND46120	WIRE MOTOR	2
303ND46130	3ND46130	WIRE SOLENOID2	3
303ND46160	3ND46160	WIRE SENSOR ALL	2
303ND46170	3ND46170	WIRE BUNDUP SENSOR	1
303ND46180	3ND46180	WIRE UNDER WIDTH SENSOR	1
303ND46190	3ND46190	WIRE MID SENSOR	3
303ND46200	3ND46200	WIRE TRANSPORT SENSOR	5
303ND46210	3ND46210	WIRE PAPER SENSOR	1
303ND46220	3ND46220	WIRE UPPER WIDTH SENSOR	1
303ND46240	3ND46240	WIRE CARRY SENSOR	3
303ND46250	3ND46250	WIRE EARTH	2
303ND94011	3ND94011	PARTS PWB MAIN ASSY SP	2
303ND94020	3ND24180	ROLLER FEED IN	2
303ND94030	3ND28120	ROLLER EJECT	3
303ND94040	3ND28260	ROLLER EJECT 3 FOLD	2

Part.No. 部品番号	Alternative. 代替部品番号	Description 部品名称	Fig.No.
303ND94050	3ND94050	ROLLER PRESS A	2
303ND94060	3ND94060	ROLLER PRESS B	2
303ND94070	3ND31032	ROLLER PRESS C	3
303ND94080	3ND37030	ROLLER BRIDGE UP	5
303ND94090	3ND37040	ROLLER BRIDGE LOW	5
303ND94100	3ND94100	PARTS ARM PAPER EJECT HOLDER ASSY SP	5
303NF31050	3NF31050	GEAR Z35L	5
303NJ31130	3NJ31130	GEAR Z28R	5
303NW94060	NX124090	SENSOR OPT.	1,3
3AK07230	3AK07230	PULLEY 20S3M	1
3AP02040	3AP02040	PULLEY 30,DUPLEX	1,5
3B805070	3B805070	LABEL B	3
3B805080	3B805080	LABEL C	3
3B807640	3B807640	PAD,CURSOR	1
3CA16220	3CA16220	HOLDER,PAPER EJECT REGISTRATION BRUSH	3
3CY02240	3CY02240	REAR PIN,HOOK	5
3H316050	3H316050	GEAR 46 DRUM DRIVE	3
5MVX111DN003	2A806250	RING STOPPER /A-49 FEED A4	1,2,3,4,5
7BE008165431H01	BE119730	BEARING 688ZZ	3
7BE010197431H01	BE119740	BEARING 6800ZZ(7MM)	2
7YZM110001++H01	YZ009420	ACCESS BUSHING	1,2
7YZM110003++H01	YZ034780	ACCESS,BUSHING	1
7YZM210005++H01	YZ037990	ACCESS.EDGING	2
7YZM210006++H01	YZ038000	ACCESS.EDGING	1,2,5
7YZM210011++H01	YZ145260	ACCESS.EDGING	2
7YZM410004++H01	YZ148350	ACCESS BAND	1,2,3,5
7YZM510007++H01	YZ042780	ACCESS.SPACER	2
7YZM610001++H01	YZ010230	ACCESS SADDLE	1
7YZM610004++H01	YZ012210	ACCESS SADDLE	2
7YZM610007++H01	YZ023340	ACCESS.SADDLE	1,2,3,5
M2104390	M2104390	EDGING,EDS-0607L(KITAGAWA)	1

MT-730(B)

Rev.5
June 2017

———— CONTENTS/ 目次 ————

FIG. 1	Covers	2
FIG. 2	Paper Conveying Section 1	4
FIG. 3	Paper Conveying Section 2	7
FIG. 4	Accessories	9
FIG. 5	Options (AK-736) (MT-730(B))	11
	• INDEX/ 索引.....	13

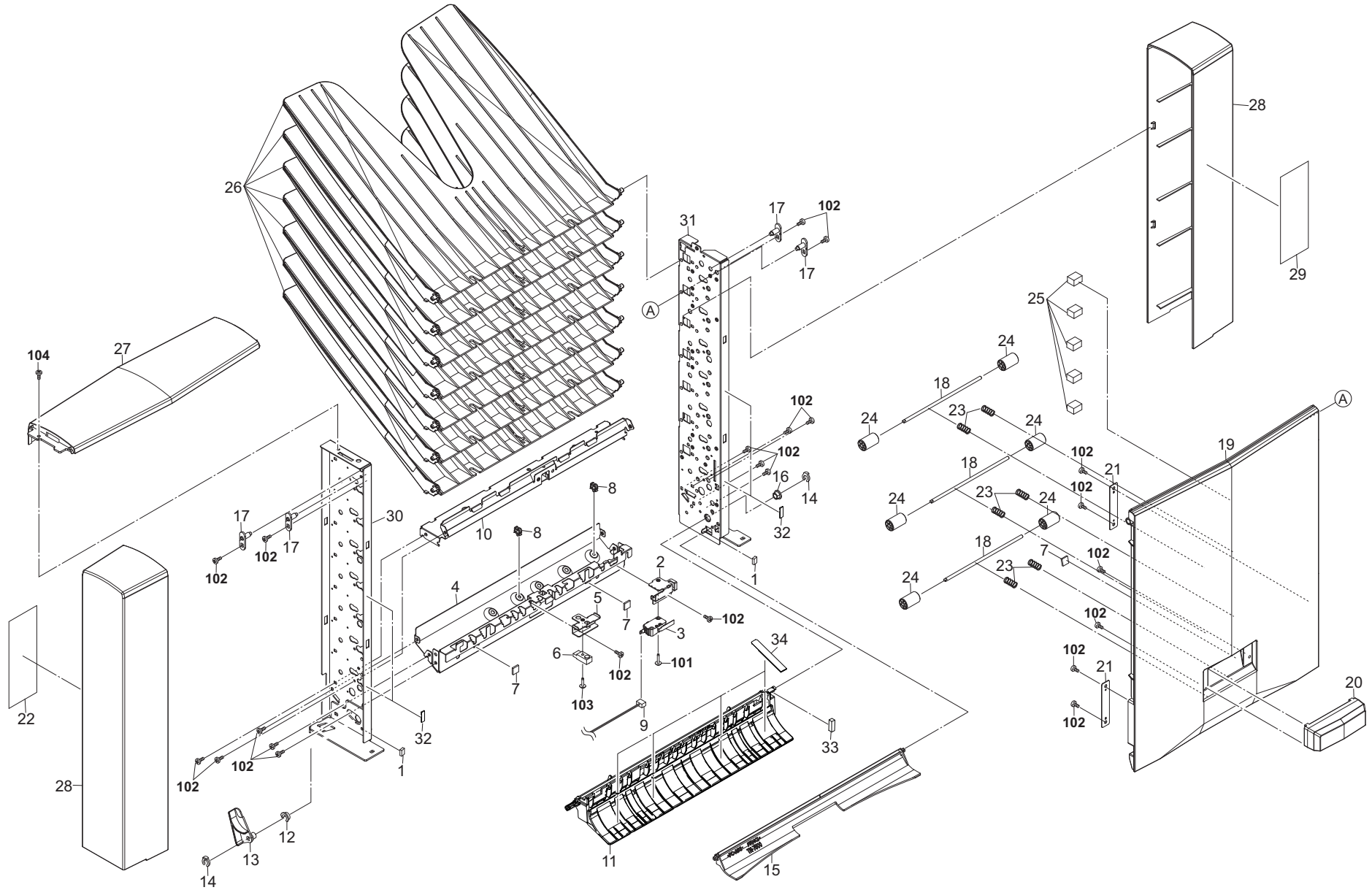


FIG. 1 Covers

3N0-4

Ref. No. 番号	Part.No. 部品番号	Alternative. 代替部品番号	Description 部品名称	Notes 備考	Revision 改訂	Quantity 個数			
						100(日本)	120	230	240
1	303JY28280	3JY28280	CUSHION EJECT GUIDE B			2	2	2	2
2	303LW24110	3LW24110	MOUNT INTER ROCK			1	1	1	1
3	2FB27160	2FB27160	INTER LOCK SWITCH			1	1	1	1
4	303LW24031	3LW24031	STAY EJECT DF			1	1	1	1
5	303LW24100	3LW24100	MOUNT SENSOR EJECT			1	1	1	1
6	303H327460	3H327460	SENSOR A,SEPARATION			1	1	1	1
7	303H321120	3H321120	CUSHION HOLDER			3	3	3	3
8	7YZM610007++H01	YZ023340	ACCESS.SADDLE			2	2	2	2
9	303LW46040	3LW46040	WIRE MIDDLE			1	1	1	1
10	303LW24040	3LW24040	STAY EJECT			1	1	1	1
11	303N024021	3N024021	GUIDE FEED IN	4:Design-chg.		1	1	1	1
12	303LW02130	3LW02130	BUSH LEVER			1	1	1	1
13	303LW24550	3LW24550	LEVER SEPARATE CLAW B			1	1	1	1
14	5MVX111DN003	2A806250	RING STOPPER /A-49 FEED A4			2	2	2	2
15	303LW24141	3LW24141	UPPER GUIDE ADMISSION			1	1	1	1
16	302H702590	2H702590	BUSH SCREW			1	1	1	1
17	303J902291	3J902291	PIN TABLE FULCRUM			4	4	4	4
18	303LW24190	3LW24190	SHAFT FEED PULLEY			3	3	3	3
19	303LW04030	3LW04030	COVER VERTICAL			1	1	1	1
20	303LW04070	3LW04070	LEVER VERTICAL COVER			1	1	1	1
21	5MMS626SD003	2BM04100	PLATE MAGCHATCH			2	2	2	2
22	303LW34030	3LW34030	LABEL PAPER CAUTION			1	1	1	1
23	2FG06070	2FG06070	SPRING FEED JOINT			6	6	6	6
24	302H008220	2H008220	PULLEY 15 MPF FEED			6	6	6	6
25	303J128320	3J128320	SPONGE EJECT			5	5	5	5
26	303J204070	3J204070	BIN EJECT S			7	7	7	7
27	303LW04020	3LW04020	COVER TOP			1	1	1	1
28	303LW04010	3LW04010	COVER SIDE			2	2	2	2
29	303LW34020	3LW34020	LABEL JAM			1	1	1	1
30	303LW02011	3LW02011	FRAME FRONT			1	1	1	1
31	303LW02021	3LW02021	FRAME REAR			1	1	1	1
32	302J002100	2J002100	SHEET GUIDE			4	4	4	4
33	303JY24AA0	3JY24AA0	CUSHION FEED			1	1	1	1
34	303N024060	3N024060	FILM FEED IN			4	4	4	4
101	7BB600320H	BB105740	+BIND M SCREW 3X20 R						
102	7BB700308H	BB105600	+BIND T.T S SCREW 3X8 SR						
103	7BB607312H	BB107140	+TP-CUP M SCREW 3X12 R						
104	7BB702308H	BB107060	+TP-FLAT T.T S SCREW 3X8 SR						

• Parts with a Ref.No. of 500 and above in the illustration indicate they are not selected for service parts.

• イラスト中で 500 番台の Ref 番号が付いている部品はサービスパーツに選定されていません。

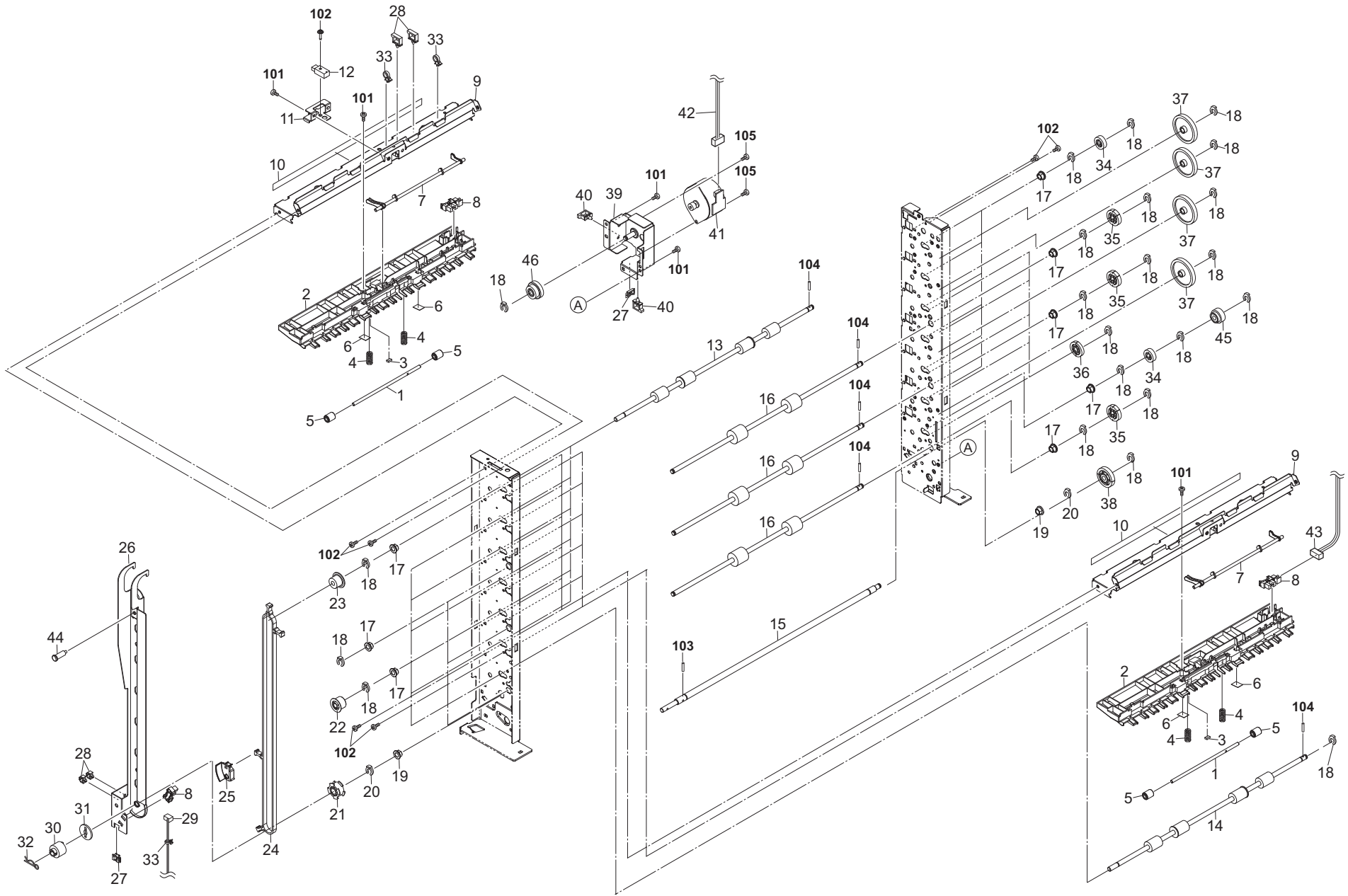


FIG. 2 Paper Conveying Section 1

3N0-5

Ref. No. 番号	Part.No. 部品番号	Alternative. 代替部品番号	Description 部 品 名 称	Notes 備 考	Revision 改 訂	Quantity 個数			
						100(日本)	120	230	240
1	303JY38180	3JY38180	SHAFT PULLEY SC			7	7	7	7
2	303LW24050	3LW24050	UPPER GUIDE EJECT			7	7	7	7
3	303JY28280	3JY28280	CUSHION EJECT GUIDE B			7	7	7	7
4	303LW24160	3LW24160	SPRING EXIT			14	14	14	14
5	303LW24060	3LW24060	PULLEY EJECT			14	14	14	14
6	303LW24170	3LW24170	FILM EJECT			14	14	14	14
7	303LW24070	3LW24070	ACTUATOR OVERFLOW			7	7	7	7
8	2C927210	2C927210	SENSOR 248NL1			8	8	8	8
9	303LW24040	3LW24040	STAY EJECT			7	7	7	7
10	63212210	63212210	STATIC ELIMINATOR,EJECT			7	7	7	7
11	303LW24100	3LW24100	MOUNT SENSOR EJECT			1	1	1	1
12	303H327470	3H327470	SENSOR B SEPARATION			1	1	1	1
13	303LW94020	3LW94020	PARTS ROLLER EJECT A			6	6	6	6
14	303N094020	3N094020	PARTS ROLLER EJECT C SP			1	1	1	1
15	303LW24520	3LW24520	SHAFT SEPARATE DRIVE			1	1	1	1
16	303LW94010	3LW94010	PARTS ROLLER CONVEYING			3	3	3	3
17	3CY07080	3CY07080	BUSHING 6			20	20	20	20
18	5MVX111DN003	2A806250	RING STOPPER /A-49 FEED A4			43	43	43	43
19	28107310	49028101	BUSH 8			2	2	2	2
20	2BC06910	2BC06910	STOPPER 6			2	2	2	2
21	3AK07230	3AK07230	PULLEY 20S3M			1	1	1	1
22	3BC08101	3BC08101	PULLEY,REGISTRATION			6	6	6	6
23	75722252	75722252	IDLE PULLEY 15			1	1	1	1
24	3B807380	3B807380	LOWER BELT,MIDDLE TRAY			1	1	1	1
25	303LW24530	3LW24530	SUPPORTPLATE BELT			1	1	1	1
26	303LW24540	3LW24540	MOUNT SEPARATE PI			1	1	1	1
27	7YZM210006++H01	YZ038000	ACCESS.EDGING			2	2	2	2
28	7YZM610007++H01	YZ023340	ACCESS.SADDLE			4	4	4	4
29	303LW46050	3LW46050	WIRE HP SENSOR			1	1	1	1
30	36706900	36706900	TORQUE LIMITER,PAPER FEED			1	1	1	1
31	3CG22030	3CG22030	JOINT,TORQUE LIMITER			1	1	1	1
32	E9000080	E9000080	PIN SNAP P8			1	1	1	1
33	7YZM410002++H01	YZ042720	ACCESS.BAND		5: Part No.-chg.	3	3	3	3
34	3H622320	3H622320	GEAR 20 LIFT			7	7	7	7
35	66018180	66018180	GEAR 26,SPIRAL ROLLER			3	3	3	3
36	2BL06190	2BL06190	GEAR Z25 FEED			5	5	5	5
37	302F909540	2F909540	GEAR Z49			4	4	4	4
38	3HK22040	3HK22040	GR 33 CONV			1	1	1	1
39	303N031010	3N031010	MOUNT MOTOR			1	1	1	1
40	7YZM610008++H01	YZ037940	ACCESS.SADDLE			2	2	2	2
41	2FB27110	2FB27110	MOTOR FEED			1	1	1	1
42	303LW46030	3LW46030	WIRE MOTOR			1	1	1	1
43	303LW46070	3LW46070	WIRE SENSOR			1	1	1	1
44	3036006141	36006141	PIN,JAM REMOIVEMENT DIAL			1	1	1	1
45	303N031020	3N031020	GEAR Z22			1	1	1	1
46	303N031030	3N031030	GEAR Z28 Z21			1	1	1	1

• Parts with a Ref.No. of 500 and above in the illustration indicate they are not selected for service parts.

• イラスト中で 500 番台の Ref 番号が付いている部品はサービスパーツに選定されていません。

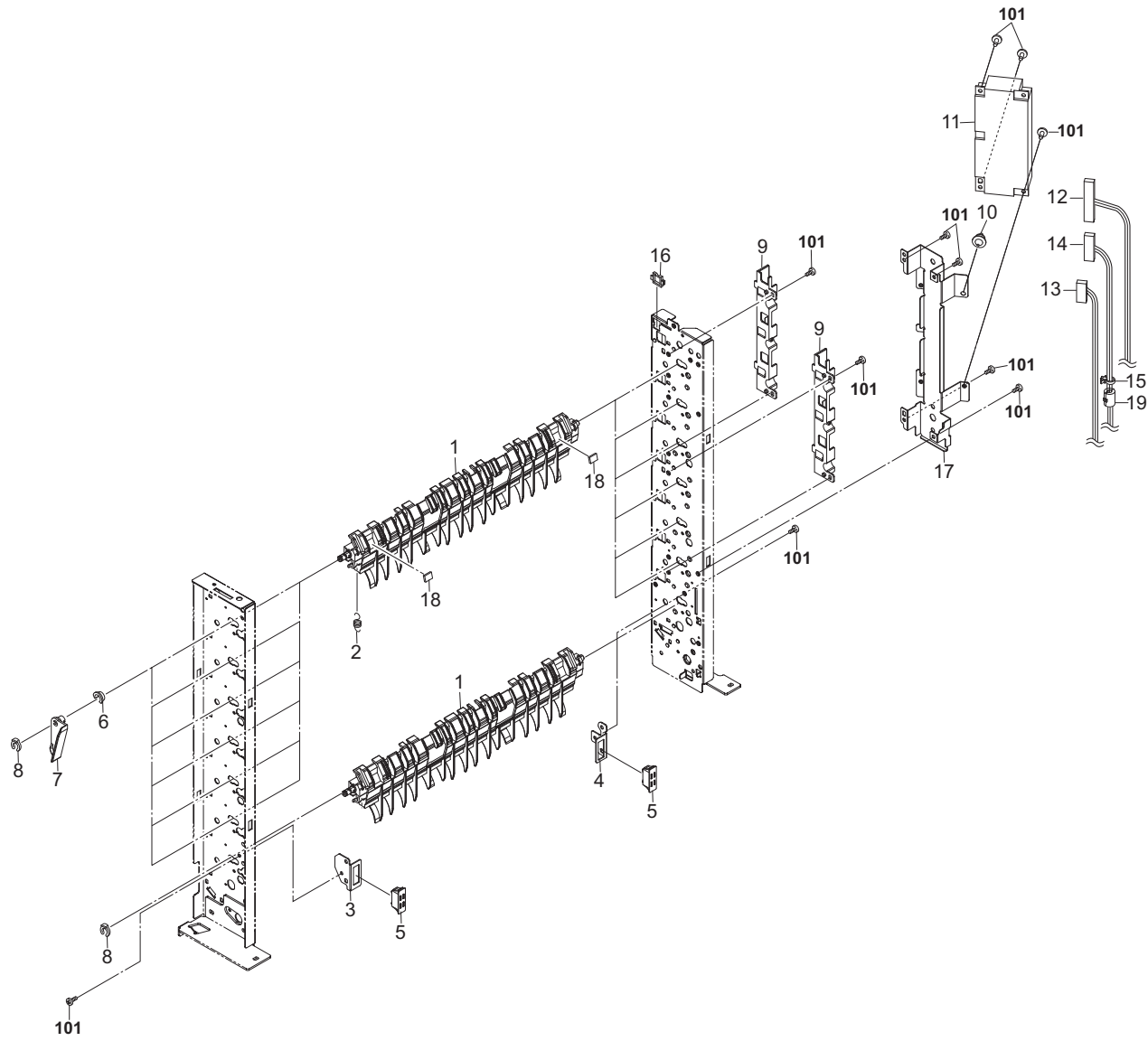


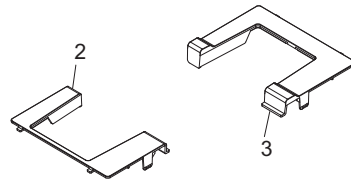
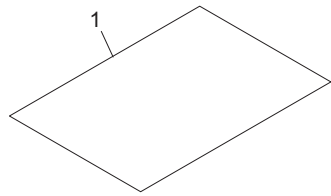
FIG. 3 Paper Conveying Section 2

3N0-5

Ref. No. 番号	Part.No. 部品番号	Alternative. 代替部品番号	Description 部品名称	Notes 備考	Revision 改訂	Quantity 個数			
						100(日本)	120	230	240
1	303LW24011	3LW24011	GUIDE CONVEYING			7	7	7	7
2	303LW24180	3LW24180	SPRING PULL GUIDE			6	6	6	6
3	303LW02070	3LW02070	MOUNT MAGNET FRONT			1	1	1	1
4	303LW02080	3LW02080	MOUNT MAGNET REAR			1	1	1	1
5	2FB17200	2FB17200	MAGNET UPPER REG GUIDE			2	2	2	2
6	303LW02130	3LW02130	BUSH LEVER			6	6	6	6
7	303LW24510	3LW24510	LEVER SEPARATE CLAW			6	6	6	6
8	5MVX111DN003	2A806250	RING STOPPER /A-49 FEED A4			7	7	7	7
9	303LW02110	3LW02110	GUIDE WIRE			2	2	2	2
10	M2108000	49628603	SPACER,KGLS-3S			1	1	1	1
11	303N094040	3N094040	PARTS PWB MAIN ASSY B SP			1	1	1	1
12	303LW46010	3LW46010	WIRE MAIN			1	1	1	1
13	303LW46060	3LW46060	WIRE INTERLOCK SW			1	1	1	1
14	303LW46020	3LW46020	WIRE INTERFACE			1	1	1	1
15	7YZM410002++H01	YZ042720	ACCESS.BAND		5: Part No.-chg.	1	1	1	1
16	7YZM210006++H01	YZ038000	ACCESS.EDGING			1	1	1	1
17	303LW02030	3LW02030	PLATE PWB			1	1	1	1
18	303JY24AB0	3JY24AB0	CUSHION C ON			12	12	12	12
19	7YBEJ0J0D001H01	YB045400	FERRITE CORE			1	1	1	1
101	7BB700308H	BB105600	+BIND T.T S SCREW 3X8 SR						

• Parts with a Ref.No. of 500 and above in the illustration indicate they are not selected for service parts.

• イラスト中で 500 番台の Ref 番号が付いている部品はサービスパーツに選定されていません。



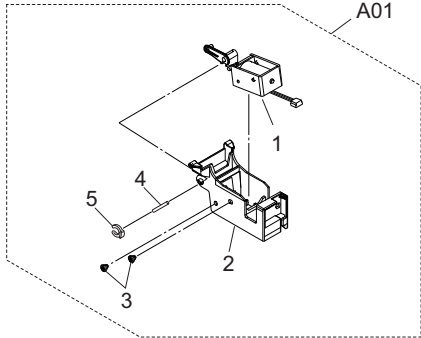
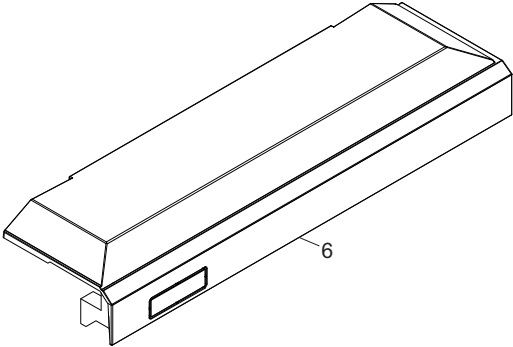
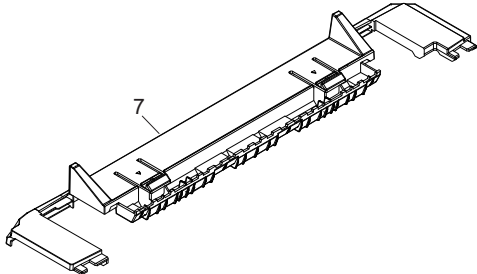


FIG. 5 Options (AK-736) (MT-730(B))

3N0-1

Ref. No. 番号	Part.No. 部品番号	Alternative. 代替部品番号	Description 部品名称	Notes 備考	Revision 改訂	Quantity 個数			
						100(日本)	120	230	240
A01	303N094030	3N094030	PARTS AK-736 SOLENOID ASSY SP			1	1	1	1
1	*303N094050	3N094050	PARTS LEVER SOLENOID ASSY SP			1	1	1	1
2	*303N024030	3N024030	HOLDER SOLENOID			1	1	1	1
3	*302F325090	2F325090	STUD SCREW M3			2	2	2	2
4	*303N024050	3N024050	SHAFT LEVER			1	1	1	1
5	*5MVX111DN007	2BT11070	STOPPER 3/2BT1107 A4			1	1	1	1
6	303N004030	3N004030	COVER RIGHT			1	1	1	1
7	303N004040	3N004040	COVER LEFT			1	1	1	1
101	7BB700412H	BB106830	+BIND T.T S SCREW 4X12 SR						

• Parts with a Ref.No. of 500 and above in the illustration indicate they are not selected for service parts.

・イラスト中で 500 番台の Ref 番号が付いている部品はサービスパーツに選定されていません。

Part.No. 部品番号	Alternative. 代替部品番号	Description 部品名称	Fig.No.
28107310	49028101	BUSH 8	2
36706900	36706900	TORQUE LIMITER,PAPER FEED	2
63212210	63212210	STATIC ELIMINATOR,EJECT	2
66018180	66018180	GEAR 26, SPIRAL ROLLER	2
75722252	75722252	IDLE PULLEY 15	2
3036006141	36006141	PIN,JAM REMOVED DIAL	2
2BC06910	2BC06910	STOPPER 6	2
2BL06190	2BL06190	GEAR Z25 FEED	2
2C927210	2C927210	SENSOR 248NL1	2
2FB17200	2FB17200	MAGNET UPPER REG GUIDE	3
2FB27110	2FB27110	MOTOR FEED	2
2FB27160	2FB27160	INTER LOCK SWITCH	1
2FG06070	2FG06070	SPRING FEED JOINT	1
302F325090	2F325090	STUD SCREW M3	5
302F909540	2F909540	GEAR Z49	2
302H008220	2H008220	PULLEY 15 MPF FEED	1
302H702590	2H702590	BUSH SCREW	1
302J002100	2J002100	SHEET GUIDE	1
303H321120	3H321120	CUSHION HOLDER	1
303H327460	3H327460	SENSOR A, SEPARATION	1
303H327470	3H327470	SENSOR B SEPARATION	2
303J128320	3J128320	SPONGE EJECT	1
303J204070	3J204070	BIN EJECT S	1
303J234010	3J234010	LABEL BIN	4
303J902291	3J902291	PIN TABLE FULCRUM	1
303JY24AA0	3JY24AA0	CUSHION FEED	1
303JY24AB0	3JY24AB0	CUSHION C ON	3
303JY28280	3JY28280	CUSHION EJECT GUIDE B	1,2
303JY38180	3JY38180	SHAFT PULLEY SC	2
303LW02011	3LW02011	FRAME FRONT	1
303LW02021	3LW02021	FRAME REAR	1
303LW02030	3LW02030	PLATE PWB	3
303LW02070	3LW02070	MOUNT MAGNET FRONT	3
303LW02080	3LW02080	MOUNT MAGNET REAR	3
303LW02110	3LW02110	GUIDE WIRE	3
303LW02130	3LW02130	BUSH LEVER	1,3
303LW04010	3LW04010	COVER SIDE	1
303LW04020	3LW04020	COVER TOP	1
303LW04030	3LW04030	COVER VERTICAL	1
303LW04070	3LW04070	LEVER VERTICAL COVER	1
303LW24011	3LW24011	GUIDE CONVEYING	3
303LW24031	3LW24031	STAY EJECT DF	1
303LW24040	3LW24040	STAY EJECT	1,2
303LW24050	3LW24050	UPPER GUIDE EJECT	2
303LW24060	3LW24060	PULLEY EJECT	2
303LW24070	3LW24070	ACTUATOR OVERFLOW	2
303LW24100	3LW24100	MOUNT SENSOR EJECT	1,2
303LW24110	3LW24110	MOUNT INTER ROCK	1
303LW24141	3LW24141	UPPER GUIDE ADMISSION	1
303LW24160	3LW24160	SPRING EXIT	2
303LW24170	3LW24170	FILM EJECT	2

Part.No. 部品番号	Alternative. 代替部品番号	Description 部品名称	Fig.No.
303LW24180	3LW24180	SPRING PULL GUIDE	3
303LW24190	3LW24190	SHAFT FEED PULLEY	1
303LW24510	3LW24510	LEVER SEPARATE CLAW	3
303LW24520	3LW24520	SHAFT SEPARATE DRIVE	2
303LW24530	3LW24530	SUPPORTPLATE BELT	2
303LW24540	3LW24540	MOUNT SEPARATE PI	2
303LW24550	3LW24550	LEVER SEPARATE CLAW B	1
303LW34020	3LW34020	LABEL JAM	1
303LW34030	3LW34030	LABEL PAPER CAUTION	1
303LW46010	3LW46010	WIRE MAIN	3
303LW46020	3LW46020	WIRE INTERFACE	3
303LW46030	3LW46030	WIRE MOTOR	2
303LW46040	3LW46040	WIRE MIDDLE	1
303LW46050	3LW46050	WIRE HP SENSOR	2
303LW46060	3LW46060	WIRE INTERLOCK SW	3
303LW46070	3LW46070	WIRE SENSOR	2
303LW94010	3LW94010	PARTS ROLLER CONVEYING	2
303LW94020	3LW94020	PARTS ROLLER EJECT A	2
303N004010	3N004010	COVER LID FRONT	4
303N004020	3N004020	COVER LID REAR	4
303N004030	3N004030	COVER RIGHT	5
303N004040	3N004040	COVER LEFT	5
303N024021	3N024021	GUIDE FEED IN	1
303N024030	3N024030	HOLDER SOLENOID	5
303N024050	3N024050	SHAFT LEVER	5
303N024060	3N024060	FILM FEED IN	1
303N031010	3N031010	MOUNT MOTOR	2
303N031020	3N031020	GEAR Z22	2
303N031030	3N031030	GEAR Z28 Z21	2
303N094020	3N094020	PARTS ROLLER EJECT C SP	2
303N094030	3N094030	PARTS AK-736 SOLENOID ASSY SP	5
303N094040	3N094040	PARTS PWB MAIN ASSY B SP	3
303N094050	3N094050	PARTS LEVER SOLENOID ASSY SP	5
3AK07230	3AK07230	PULLEY 20S3M	2
3B807380	3B807380	LOWER BELT,MIDDLE TRAY	2
3BC08101	3BC08101	PULLEY,REGISTRATION	2
3CG22030	3CG22030	JOINT,TORQUE LIMITER	2
3CY07080	3CY07080	BUSHING 6	2
3H622320	3H622320	GEAR 20 LIFT	2
3HK22040	3HK22040	GR 33 CONV	2
5MMSG26SD003	2BM04100	PLATE MAGCHATCH	1
5MVX111DN003	2A806250	RING STOPPER /A-49 FEED A4	1,2,3
5MVX111DN007	2BT11070	STOPPER 3 /2BT1107 A4	5
7YBEJ0J0D001H01	YB045400	FERRITE CORE	3
7YZM210006++H01	YZ038000	ACCESS.EDGING	2,3
7YZM410002++H01	YZ042720	ACCESS.BAND	2,3
7YZM610007++H01	YZ023340	ACCESS.SADDLE	1,2
E9000080	E9000080	PIN SNAP P8	2
M2108000	49628603	SPACER,KGLS-3S	3

PH-7100

PH-7110

PH-7120

PH-7130

Rev.2

November 2016

—— CONTENTS / 目次 ——

FIG. 1	PH-7110	2
FIG. 2	PH-7100	4
FIG. 3	PH-7120	6
FIG. 4	PH-7130	8
FIG. 5	Wire Section	10
• INDEX / 索引		11

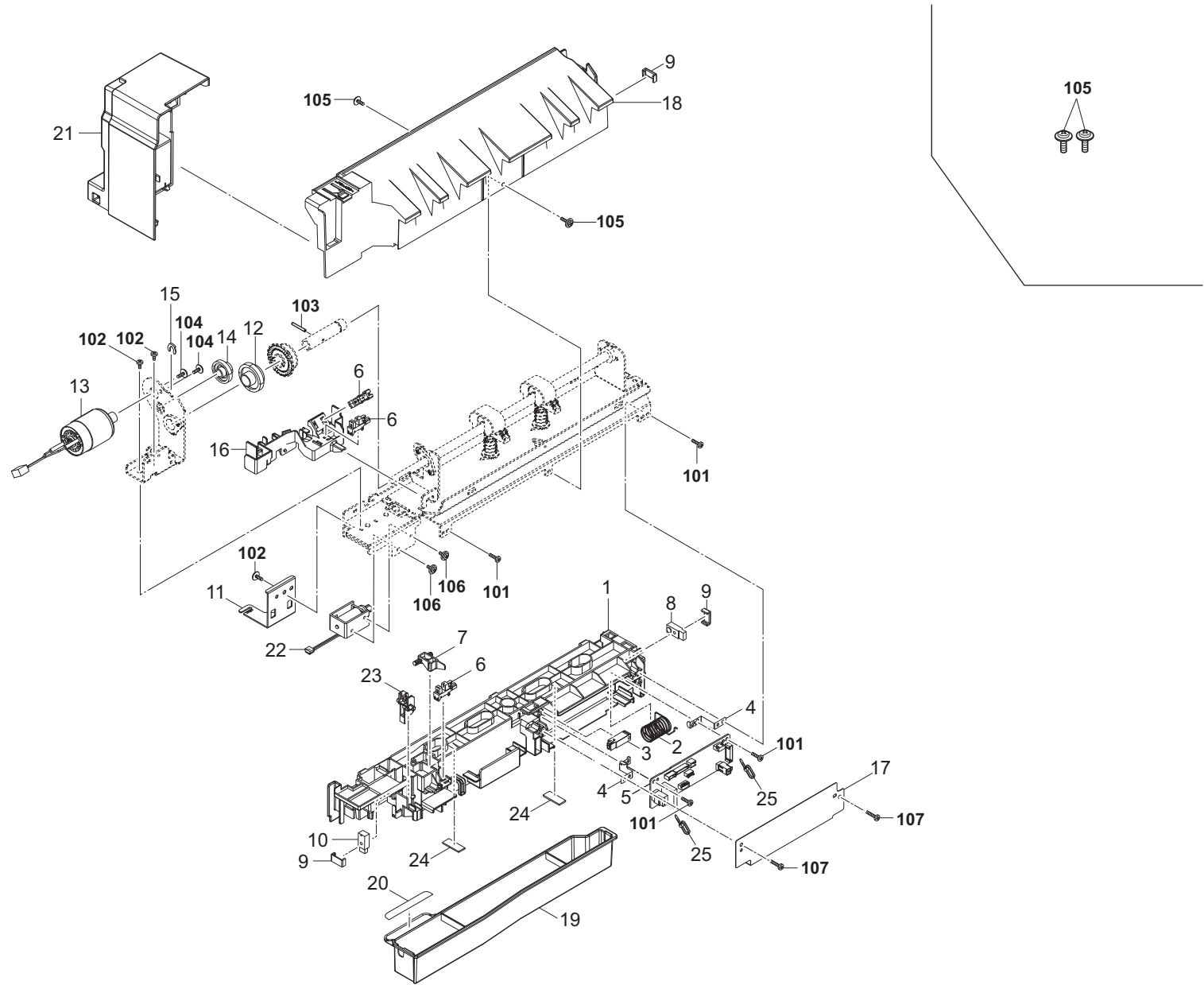


FIG. 1 PH-7110

3RF-2

Ref. No. 番号	Part.No. 部品番号	Alternative. 代替部品番号	Description 部品名称	Notes 備考	Revision 改訂	Quantity 個数			
						100(日本)	120	230	240
1	303RF02040	3RF02040	BASE PUNCH			1			
2	303RF02070	3RF02070	SPRING TANK			1			
3	303NW94060	3NW94060	PARTS SENSOR OPT. SP			1			
4	303RF02020	3RF02020	PLATE EARTH PWB			2			
5	303RF94010	3RF94010	PARTS PWB PUNCH ASSY SP			1			
6	302P794010	2P794010	PARTS SENSOR OPT. SP			3			
7	303RF02060	3RF02060	ACTUATOR TANK			1			
8	303NB94140	3NB94140	PARTS SENSOR OPT. SP			1			
9	303LL02330	3LL02330	HOLDER WIRE D			3			
10	303H327460	3H327460	SENSOR A,SEPARATION			1			
11	303RF02030	3RF02030	PLATE PUNCH ADJUSTER			1			
12	303PW35210	3PW35210	GEAR Z40S CAM DRIVE			1			
13	303RF94020	3RF94020	PARTS MOTOR PUNCH SP			1			
14	303PW35220	3PW35220	GEAR Z16S-Z51S IDLE			1			
15	2BC06910	2BC06910	STOPPER 6			1			
16	303RF35150	3RF35150	MOUNT PULSE DETECTION			1			
17	303RF02080	3RF02080	PLATE COVER PWB			1			
18	303RF04010	3RF04010	COVER TOP			1			
19	303RF02010	3RF02010	TANK PUNCH			1			
20	303RF34010	3RF34010	LABEL DISPOSAL TANK			1			
21	303RF04020	3RF04020	COVER FRONT			1			
22	302K994380	2K994380	PARTS SOLENOID FEED SHIFT SP		2:Part No-chg.	1			
23	303RF02050	3RF02050	LEVER TANK			1			
24	303RF02090	3RF02090	CUSHION BASE TOP			2			
25	7YZM420003++H01	YZ052580	ACCESS.BAND			2			
101	7BB200308H	BB105660	+BIND T.T P SCREW 3X8						
102	7BB700408H	BB105640	+BIND T.T S SCREW 4X8 SR						
103	7BP512520B0CH01	BP126570	PARALLEL PIN 2.5X20						
104	7BB607306H	BB105770	+TP-CUP M SCREW 3X6 R						
105	7BB782308H	BB111300	+TP-FLAT T.T S SCREW 3X8 SR(BLACK)						
106	7BB007304H	BB105810	+TP-CUP M SCREW 3X4						

• Parts with a Ref.No. of 500 and above in the illustration indicate they are not selected for service parts.

• イラスト中で 500 番台の Ref 番号が付いている部品はサービスパーツに選定されていません。

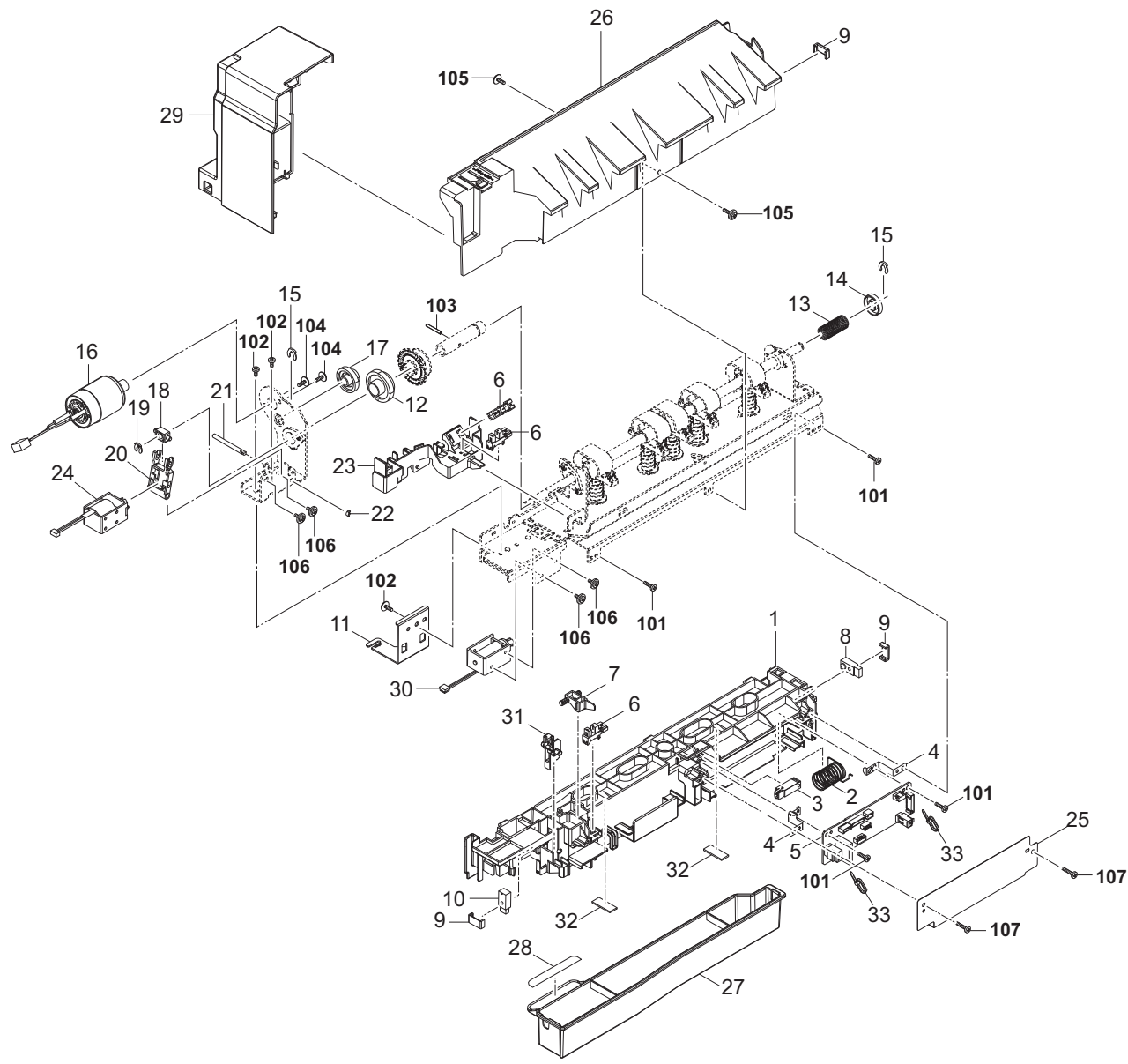


FIG. 2 PH-7100

3RF-2

Ref. No. 番号	Part.No. 部品番号	Alternative. 代替部品番号	Description 部品名称	Notes 備考	Revision 改訂	Quantity 個数			
						100(日本)	120	230	240
1	303RF02040	3RF02040	BASE PUNCH				1		
2	303RF02070	3RF02070	SPRING TANK				1		
3	303NW94060	3NW94060	PARTS SENSOR OPT. SP				1		
4	303RF02020	3RF02020	PLATE EARTH PWB				2		
5	303RF94010	3RF94010	PARTS PWB PUNCH ASSY SP				1		
6	302P794010	2P794010	PARTS SENSOR OPT. SP				3		
7	303RF02060	3RF02060	ACTUATOR TANK				1		
8	303NB94140	3NB94140	PARTS SENSOR OPT. SP				1		
9	303LL02330	3LL02330	HOLDER WIRE D				3		
10	303H327460	3H327460	SENSOR A,SEPARATION				1		
11	303RF02030	3RF02030	PLATE PUNCH ADJUSTER				1		
12	303PW35210	3PW35210	GEAR Z40S CAM DRIVE				1		
13	303PW35250	3PW35250	SPRING-COMPRESSION SHIFT				1		
14	3H416070	3H416070	COLLAR PRESSURE				1		
15	2BC06910	2BC06910	STOPPER 6				2		
16	303RF94020	3RF94020	PARTS MOTOR PUNCH SP				1		
17	303PW35220	3PW35220	GEAR Z16S-Z51S IDLE				1		
18	3H416380	3H416380	COLLAR SHIFT				1		
19	5MVX111DN003	2A806250	RING STOPPER /A-49 FEED A4				1		
20	303PW35180	3PW35180	LEVER SHIFT				1		
21	303RF35200	3RF35200	SHAFT SHIFT				1		
22	5MVX111DN007	2BT11070	STOPPER 3 /2BT1107 A4				1		
23	303RF35150	3RF35150	MOUNT PULSE DETECTION				1		
24	303LJ94140	3LJ94140	PARTS SOLENOID PRESSURE PULLEY SP		2:Part No-chg.		1		
25	303RF02080	3RF02080	PLATE COVER PWB				1		
26	303RF04010	3RF04010	COVER TOP				1		
27	303RF02010	3RF02010	TANK PUNCH				1		
28	303RF34010	3RF34010	LABEL DISPOSAL TANK				1		
29	303RF04020	3RF04020	COVER FRONT				1		
30	302K994380	2K994380	PARTS SOLENOID FEED SHIFT SP		2:Part No-chg.		1		
31	303RF02050	3RF02050	LEVER TANK				1		
32	303RF02090	3RF02090	CUSHION BASE TOP				2		
33	7YZM420003++H01	YZ052580	ACCESS.BAND				2		
101	7BB200308H	BB105660	+BIND T.T P SCREW 3X8						
102	7BB700408H	BB105640	+BIND T.T S SCREW 4X8 SR						
103	7BP512520B0CH01	BP126570	PARALLEL PIN 2.5X20						
104	7BB607306H	BB105770	+TP-CUP M SCREW 3X6 R						
105	7BB782308H	BB111300	+TP-FLAT T.T S SCREW 3X8 SR(BLACK)						
106	7BB007304H	BB105810	+TP-CUP M SCREW 3X4						

• Parts with a Ref.No. of 500 and above in the illustration indicate they are not selected for service parts.

• イラスト中で 500 番台の Ref 番号が付いている部品はサービスパーツに選定されていません。

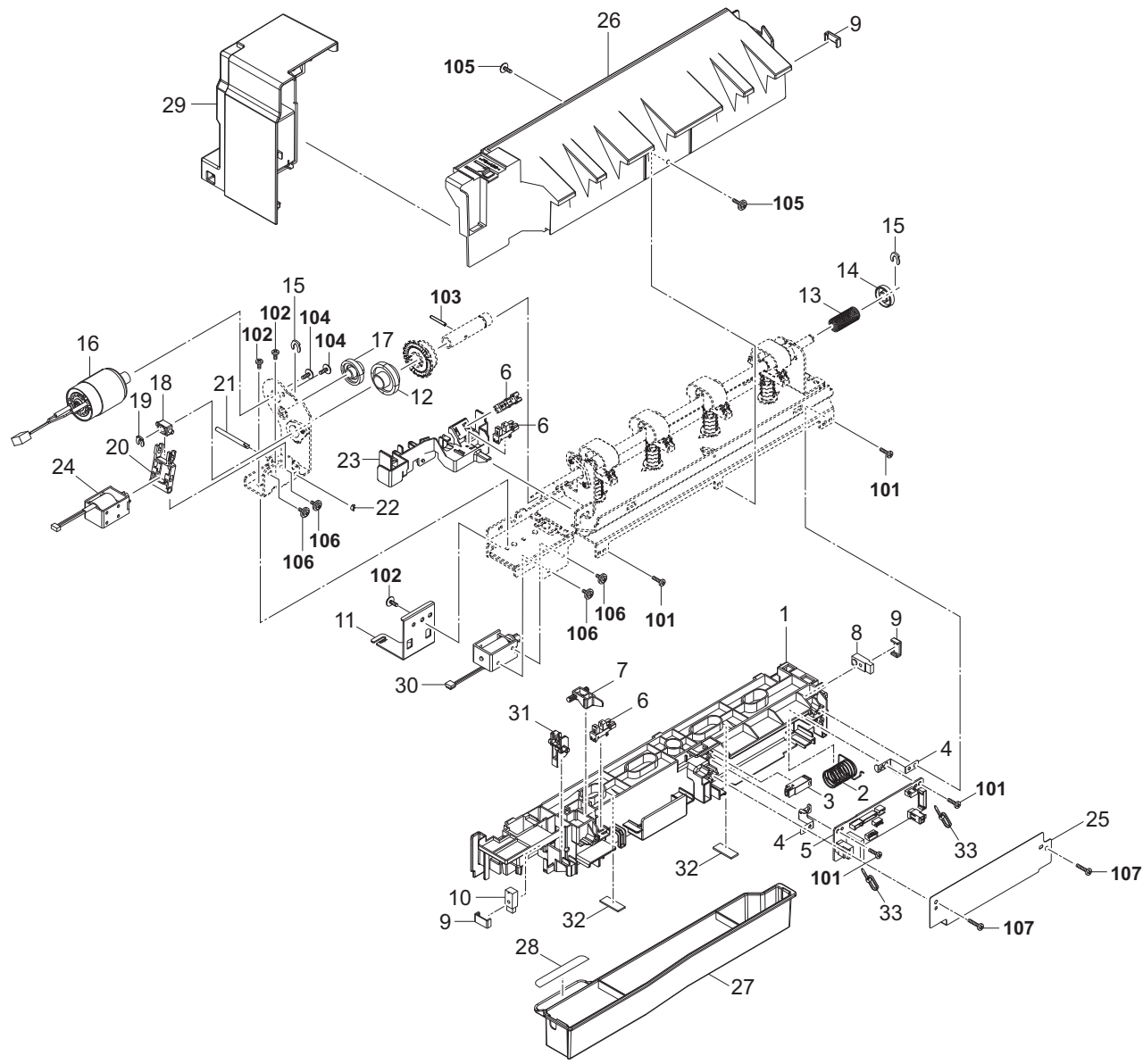


FIG. 3 PH-7120

3RF-2

Ref. No. 番号	Part.No. 部品番号	Alternative. 代替部品番号	Description 部品名称	Notes 備考	Revision 改訂	Quantity 個数			
						100(日本)	120	230	240
1	303RF02040	3RF02040	BASE PUNCH					1	
2	303RF02070	3RF02070	SPRING TANK					1	
3	303NW94060	3NW94060	PARTS SENSOR OPT. SP					1	
4	303RF02020	3RF02020	PLATE EARTH PWB					2	
5	303RF94010	3RF94010	PARTS PWB PUNCH ASSY SP					1	
6	302P794010	2P794010	PARTS SENSOR OPT. SP					3	
7	303RF02060	3RF02060	ACTUATOR TANK					1	
8	303NB94140	3NB94140	PARTS SENSOR OPT. SP					1	
9	303LL02330	3LL02330	HOLDER WIRE D					3	
10	303H327460	3H327460	SENSOR A,SEPARATION					1	
11	303RF02030	3RF02030	PLATE PUNCH ADJUSTER					1	
12	303PW35210	3PW35210	GEAR Z40S CAM DRIVE					1	
13	303PW35250	3PW35250	SPRING-COMPRESSION SHIFT					1	
14	3H416070	3H416070	COLLAR PRESSURE					1	
15	2BC06910	2BC06910	STOPPER 6					2	
16	303RF94020	3RF94020	PARTS MOTOR PUNCH SP					1	
17	303PW35220	3PW35220	GEAR Z16S-Z51S IDLE					1	
18	3H416380	3H416380	COLLAR SHIFT					1	
19	5MVX111DN003	2A806250	RING STOPPER /A-49 FEED A4					1	
20	303PW35180	3PW35180	LEVER SHIFT					1	
21	303RF35200	3RF35200	SHAFT SHIFT					1	
22	5MVX111DN007	2BT11070	STOPPER 3 /2BT1107 A4					1	
23	303RF35150	3RF35150	MOUNT PULSE DETECTION					1	
24	303LJ94140	3LJ94140	PARTS SOLENOID PRESSURE PULLEY SP		2:Part No-chg.			1	
25	303RF02080	3RF02080	PLATE COVER PWB					1	
26	303RF04010	3RF04010	COVER TOP					1	
27	303RF02010	3RF02010	TANK PUNCH					1	
28	303RF34010	3RF34010	LABEL DISPOSAL TANK					1	
29	303RF04020	3RF04020	COVER FRONT					1	
30	302K994380	2K994380	PARTS SOLENOID FEED SHIFT SP		2:Part No-chg.			1	
31	303RF02050	3RF02050	LEVER TANK					1	
32	303RF02090	3RF02090	CUSHION BASE TOP					2	
33	7YZM420003++H01	YZ052580	ACCESS.BAND					2	
101	7BB200308H	BB105660	+BIND T.T P SCREW 3X8						
102	7BB700408H	BB105640	+BIND T.T S SCREW 4X8 SR						
103	7BP512520B0CH01	BP126570	PARALLEL PIN 2.5X20						
104	7BB607306H	BB105770	+TP-CUP M SCREW 3X6 R						
105	7BB782308H	BB111300	+TP-FLAT T.T S SCREW 3X8 SR(BLACK)						
106	7BB007304H	BB105810	+TP-CUP M SCREW 3X4						

• Parts with a Ref.No. of 500 and above in the illustration indicate they are not selected for service parts.

• イラスト中で 500 番台の Ref 番号が付いている部品はサービスパーツに選定されていません。

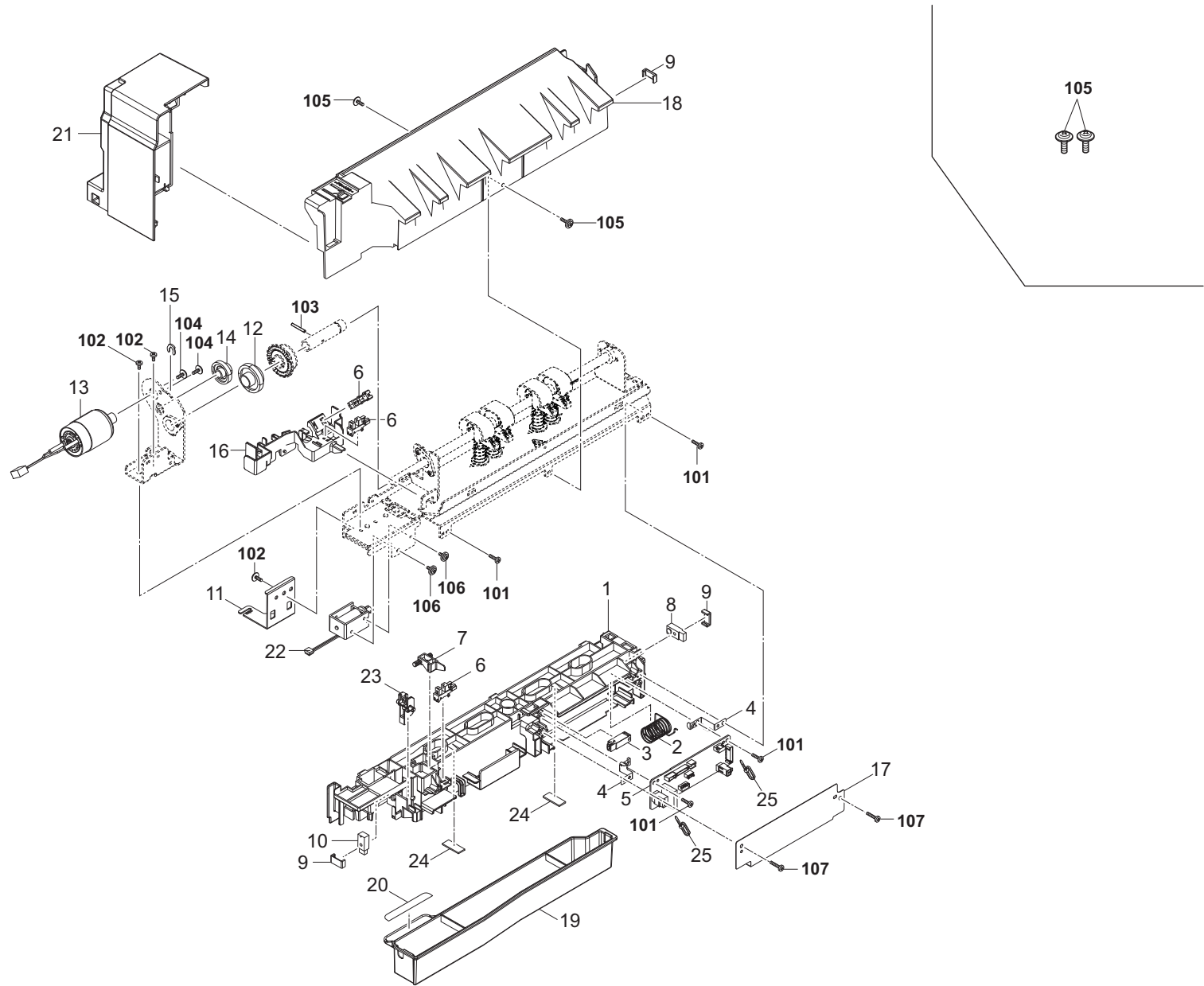


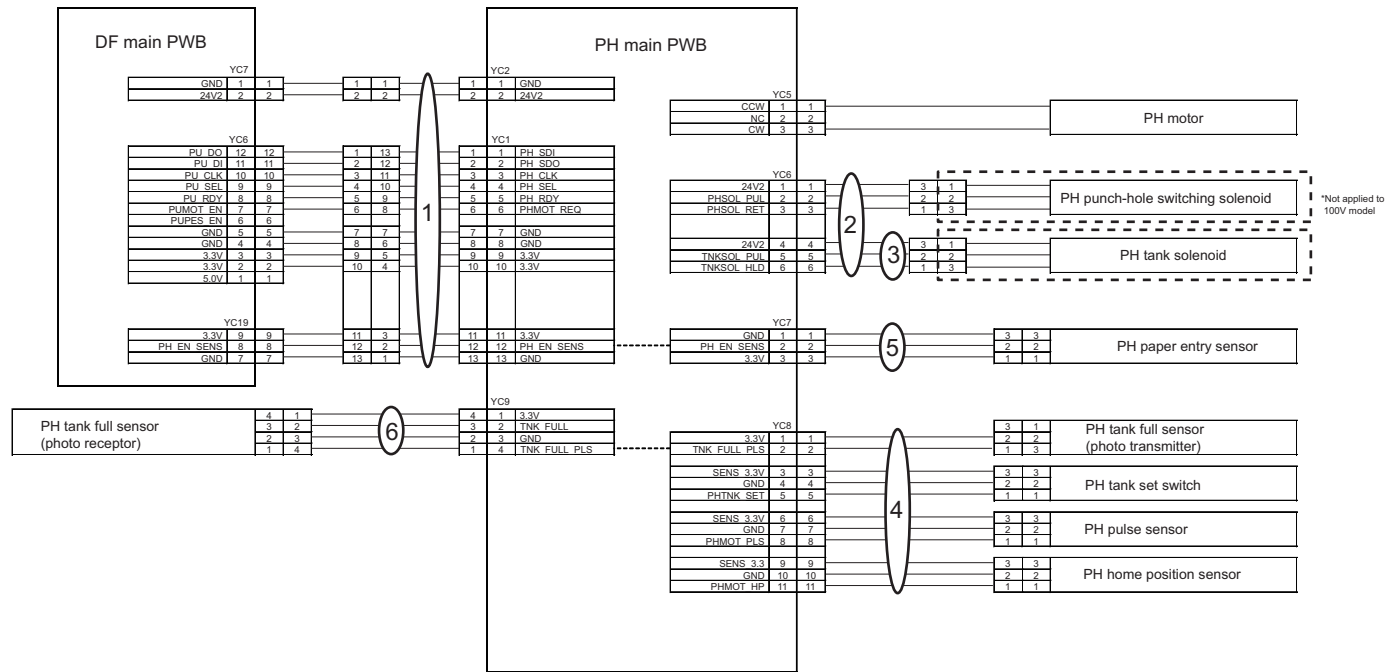
FIG. 4 PH-7130

3RF-2

Ref. No. 番号	Part.No. 部品番号	Alternative. 代替部品番号	Description 部品名称	Notes 備考	Revision 改訂	Quantity 個数			
						100(日本)	120	230	240
1	303RF02040	3RF02040	BASE PUNCH		2:Add			1	
2	303RF02070	3RF02070	SPRING TANK		2:Add			1	
3	303NW94060	3NW94060	PARTS SENSOR OPT. SP		2:Add			1	
4	303RF02020	3RF02020	PLATE EARTH PWB		2:Add			2	
5	303RF94010	3RF94010	PARTS PWB PUNCH ASSY SP		2:Add			1	
6	302P794010	2P794010	PARTS SENSOR OPT. SP		2:Add			3	
7	303RF02060	3RF02060	ACTUATOR TANK		2:Add			1	
8	303NB94140	3NB94140	PARTS SENSOR OPT. SP		2:Add			1	
9	303LL02330	3LL02330	HOLDER WIRE D		2:Add			3	
10	303H327460	3H327460	SENSOR A,SEPARATION		2:Add			1	
11	303RF02030	3RF02030	PLATE PUNCH ADJUSTER		2:Add			1	
12	303PW35210	3PW35210	GEAR Z40S CAM DRIVE		2:Add			1	
13	303RF94020	3RF94020	PARTS MOTOR PUNCH SP		2:Add			1	
14	303PW35220	3PW35220	GEAR Z16S-Z51S IDLE		2:Add			1	
15	2BC06910	2BC06910	STOPPER 6		2:Add			1	
16	303RF35150	3RF35150	MOUNT PULSE DETECTION		2:Add			1	
17	303RF02080	3RF02080	PLATE COVER PWB		2:Add			1	
18	303RF04010	3RF04010	COVER TOP		2:Add			1	
19	303RF02010	3RF02010	TANK PUNCH		2:Add			1	
20	303RF34010	3RF34010	LABEL DISPOSAL TANK		2:Add			1	
21	303RF04020	3RF04020	COVER FRONT		2:Add			1	
22	302K994380	2K994380	PARTS SOLENOID FEED SHIFT SP		2:Add			1	
23	303RF02050	3RF02050	LEVER TANK		2:Add			1	
24	303RF02090	3RF02090	CUSHION BASE TOP		2:Add			2	
25	7YZM420003++H01	YZ052580	ACCESS.BAND		2:Add			2	
101	7BB200308H	BB105660	+BIND T.T P SCREW 3X8						
102	7BB700408H	BB105640	+BIND T.T S SCREW 4X8 SR						
103	7BP512520B0CH01	BP126570	PARALLEL PIN 2.5X20						
104	7BB607306H	BB105770	+TP-CUP M SCREW 3X6 R						
105	7BB782308H	BB111300	+TP-FLAT T.T S SCREW 3X8 SR(BLACK)						
106	7BB007304H	BB105810	+TP-CUP M SCREW 3X4						

• Parts with a Ref.No. of 500 and above in the illustration indicate they are not selected for service parts.

・イラスト中で 500 番台の Ref 番号が付いている部品はサービスパーツに選定されていません。



PH-7B

PH-7A

PH-7C

PH-7D

Rev.5
May 2017

———— CONTENTS/ 目次 ————

FIG. 1	PH-7B	2
FIG. 2	PH-7A	5
FIG. 3	PH-7C	8
FIG. 4	PH-7D	11

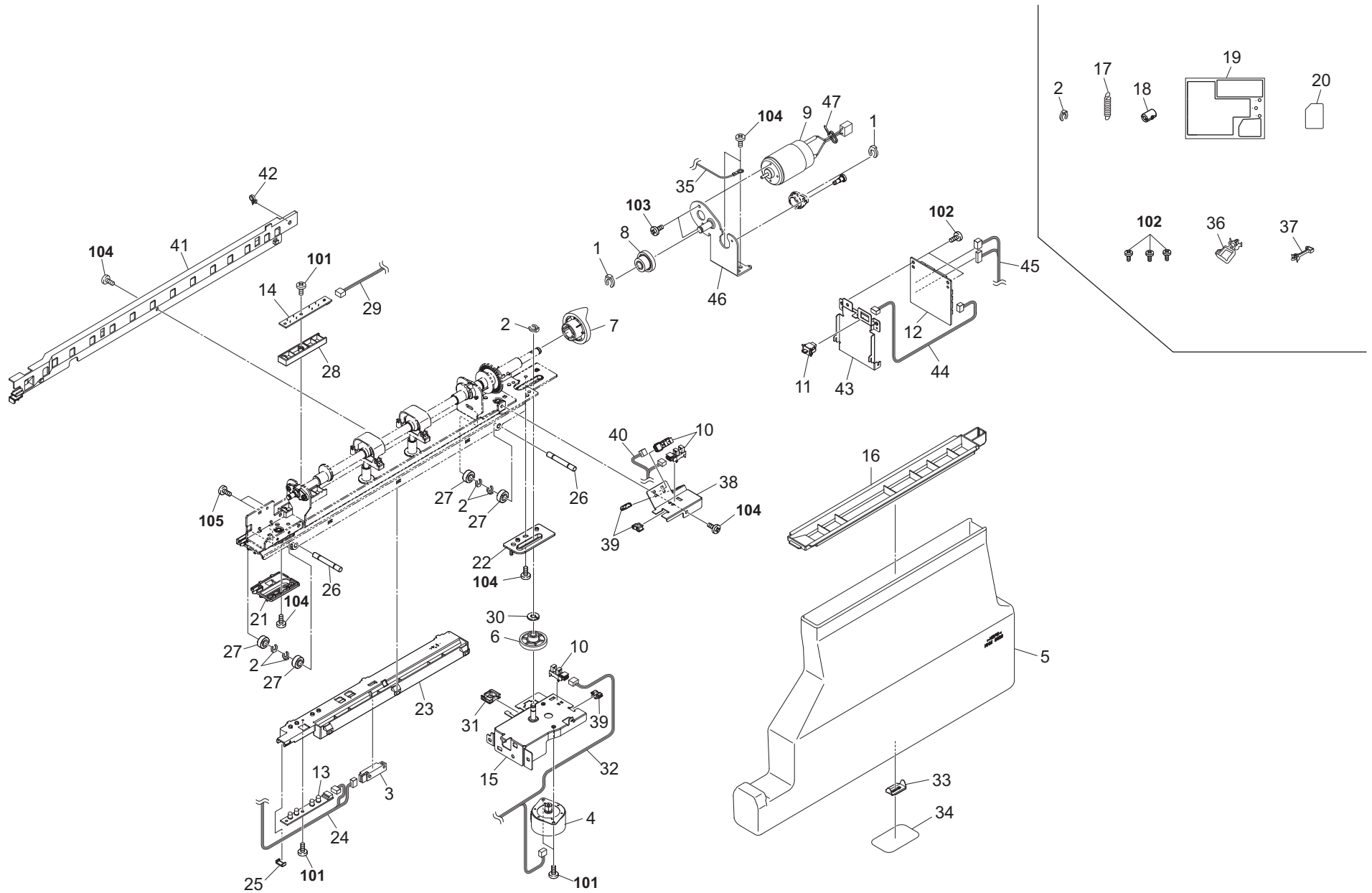


FIG. 1 PH-7B

3NK-4

Ref. No. 番号	Part.No. 部品番号	Alternative. 代替部品番号	Description 部品名称	Notes 備考	Revision 改訂	Quantity 個数			
						100(日本)	120	230	240
1	2BC06910	2BC06910	STOPPER 6			2			
2	2BC06980	2BC06980	STOPPER 5			6			
3	303H327500	3H327500	SENSOR FEED B			1			
4	303NB94040	3NB94040	PARTS MOTOR-PM MOVING SP			1			
5	303NK02010	3NK02010	TANK DISPOSAL			1			
6	303NK31020	3NK31020	GEAR Z63R-Z24S			1			
7	3H416110	3H416110	GEAR 40 CAM DRIVE			1			
8	3H416120	3H416120	GEAR 16-51 IDLE			1			
9	303PW94020	3PW94020	PARTS MOTOR PUNCH SP		4:Part No.-chg.	1			
10	303M894260	3M894260	PARTS SENSOR OPT SP			3			
11	7SP01000006+H01	SP121020	SW.PUSH			1			
12	303NK94012	3NK94012	PARTS PWB PUNCH ASSY SP		4:Design-chg.	1			
13	303NK94020	3NK94020	PARTS PWB SENSOR A ASSY SP			1			
14	303NK94030	3NK94030	PARTS PWB SENSOR B ASSY SP			1			
15	303NK31010	3NK31010	MOUNT PUNCH MOVING MOTOR			1			
16	303NK02020	3NK02020	GUIDE DISPOSAL TANK			1			
17	303NK02070	3NK02070	SPRING PUNCH			1			
18	M70CA010	M70CA010	FERRITE CORE,SFT-72SN(TAKEUCHI)			1			
19	303NK34012	3NK34012	LABEL DISPOSAL TANK			1			
20	303NK02080	3NK02080	SHEET MOTOR			1			
21	303NK35080	3NK35080	GUIDE PUNCH FRONT			1			
22	303NK35090	3NK35090	GUIDE PUNCH REAR			1			
23	303NK35060	3NK35060	GUIDE WIRE A			1			
24	303NK46070	3NK46070	WIRE PH UNIT J			1			
25	303LL02330	3LL02330	HOLDER WIRE D			1			
26	303NK35100	3NK35100	SHAFT PULLEY			2			
27	302FG07020	2FG07020	PULLEY,CASSETTE RAIL			4			
28	303NK35070	3NK35070	COVER PAPER DETECTION SENSOR			1			
29	303NK46040	3NK46040	WIRE PH PTR			1			
30	2C904550	2C904550	CUT WASHER 5			1			
31	7YZM210005++H01	YZ037990	ACCESS.EDGING			1			
32	303NK46090	3NK46090	WIRE PH MOT 2		4:Part No.-chg.	1			
33	303H402040	3H402040	GROUND PLATE TANK			1			
34	303H402050	3H402050	FILM GROUND PLATE			1			
35	303NK46080	3NK46080	WIRE EARTH			1			
36	7YZM610017++H01	YZ049360	ACCESS.SADDLE			1			
37	7YZM610023++H01	YZ128180	ACCESS.SADDLE			1			
38	303NK35040	3NK35040	MOUNT PULSE DETECTION			1			
39	M2104260	M2104260	EDGING,EDS-0607U(KITAGAWA)			3			
40	303NK46050	3NK46050	WIRE PH PI			1			
41	303NK35280	3NK35280	GUIDE WIRE B			1			
42	7YZM410002++H01	YZ042720	ACCESS.BAND			1			
43	303NK02030	3NK02030	MOUNT PWB			1			
44	303NK46060	3NK46060	WIRE PH TANK SW			1			
45	303NK46010	3NK46010	WIRE PH IF			1			
46	303RW35010	3RW35010	MOUNT DRIVE B		4:Add	1			
47	7YZM420003++H01	YZ052580	ACCESS.BAND		4:Add	1			

• Parts with a Ref.No. of 500 and above in the illustration indicate they are not selected for service parts.

• イラスト中で 500 番台の Ref 番号が付いている部品はサービスパーツに選定されていません。

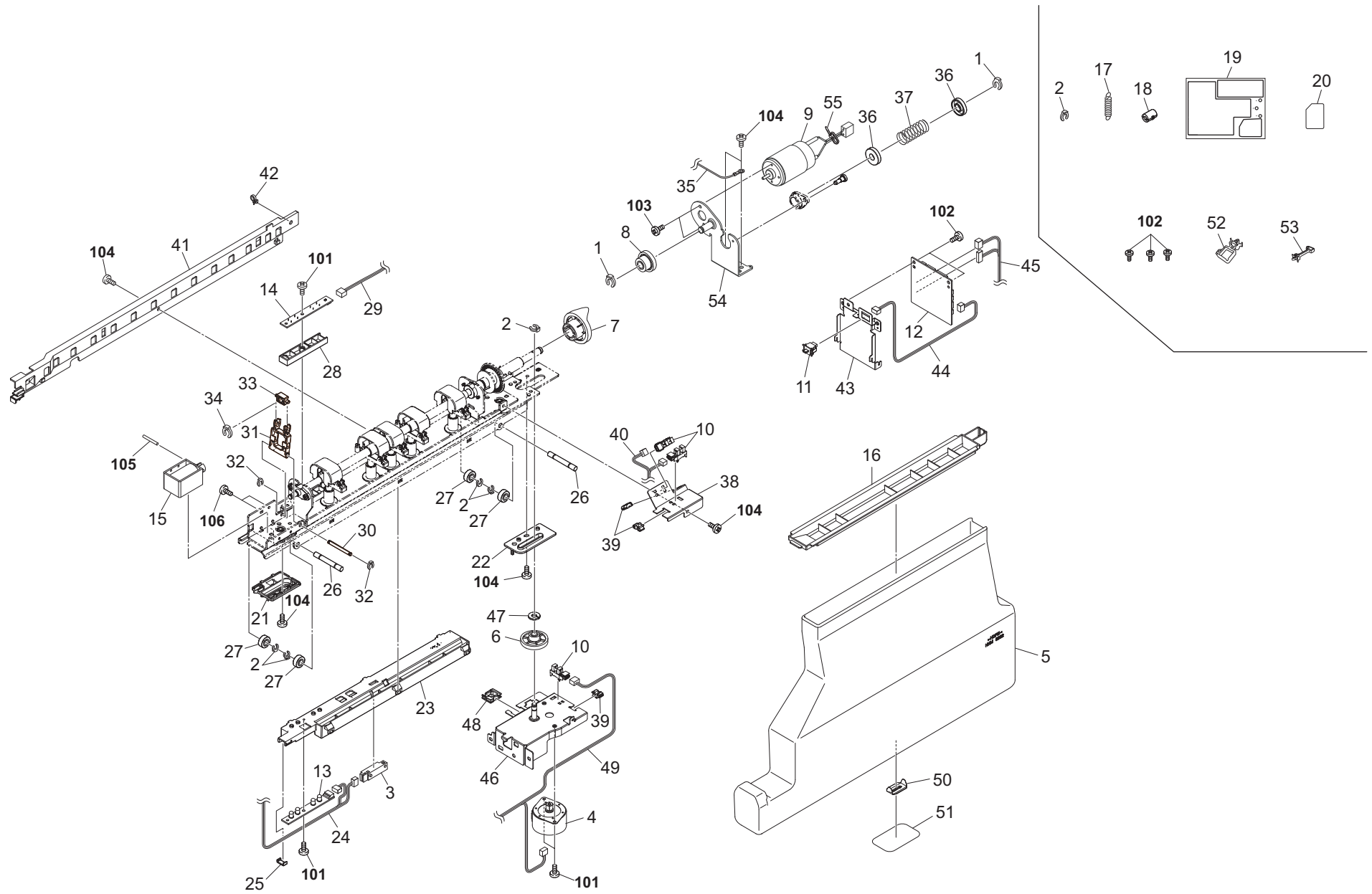


FIG. 2 PH-7A

3NK-4

Ref. No. 番号	Part.No. 部品番号	Alternative. 代替部品番号	Description 部 品 名 称	Notes 備 考	Revision 改 訂	Quantity 個数			
						100(日本)	120	230	240
1	2BC06910	2BC06910	STOPPER 6				2		
2	2BC06980	2BC06980	STOPPER 5				6		
3	303H327500	3H327500	SENSOR FEED B				1		
4	303NB94040	3NB94040	PARTS MOTOR-PM MOVING SP				1		
5	303NK02010	3NK02010	TANK DISPOSAL				1		
6	303NK31020	3NK31020	GEAR Z63R-Z24S				1		
7	3H416110	3H416110	GEAR 40 CAM DRIVE				1		
8	3H416120	3H416120	GEAR 16-51 IDLE				1		
9	303PW94020	3PW94020	PARTS MOTOR PUNCH SP		4:Part No.-chg.		1		
10	303M894260	3M894260	PARTS SENSOR OPT SP				3		
11	7SP01000006+H01	SP121020	SW.PUSH				1		
12	303NK94012	3NK94012	PARTS PWB PUNCH ASSY SP		4:Design-chg.		1		
13	303NK94020	3NK94020	PARTS PWB SENSOR A ASSY SP				1		
14	303NK94030	3NK94030	PARTS PWB SENSOR B ASSY SP				1		
15	3H427060	3H427060	SOLENOID PUNCH				1		
16	303NK02020	3NK02020	GUIDE DISPOSAL TANK				1		
17	303NK02070	3NK02070	SPRING PUNCH				1		
18	M70CA010	M70CA010	FERRITE CORE,SFT-72SN(TAKEUCHI)				1		
19	303NK34012	3NK34012	LABEL DISPOSAL TANK				1		
20	303NK02080	3NK02080	SHEET MOTOR				1		
21	303NK35080	3NK35080	GUIDE PUNCH FRONT				1		
22	303NK35090	3NK35090	GUIDE PUNCH REAR				1		
23	303NK35060	3NK35060	GUIDE WIRE A				1		
24	303NK46030	3NK46030	WIRE PH UNIT				1		
25	303LL02330	3LL02330	HOLDER WIRE D				1		
26	303NK35100	3NK35100	SHAFT PULLEY				2		
27	302FG07020	2FG07020	PULLEY,CASSETTE RAIL				4		
28	303NK35070	3NK35070	COVER PAPER DETECTION SENSOR				1		
29	303NK46040	3NK46040	WIRE PH PTR				1		
30	3H416170	3H416170	SHAFT SHIFT				1		
31	3H416080	3H416080	LEVER SHIFT				1		
32	5MVX111DN007	2BT11070	STOPPER 3 /2BT1107 A4				2		
33	3H416380	3H416380	COLLAR SHIFT				1		
34	5MVX111DN003	2A806250	RING STOPPER /A-49 FEED A4				1		
35	303NK46080	3NK46080	WIRE EARTH				1		
36	3H416070	3H416070	COLLAR PRESSURE				2		
37	3H416190	3H416190	SPRING SHIFT				1		
38	303NK35040	3NK35040	MOUNT PULSE DETECTION				1		
39	M2104260	M2104260	EDGING,EDS-0607U(KITAGAWA)				3		
40	303NK46050	3NK46050	WIRE PH PI				1		
41	303NK35280	3NK35280	GUIDE WIRE B				1		
42	7YZM410002++H01	YZ042720	ACCESS.BAND				1		
43	303NK02030	3NK02030	MOUNT PWB				1		
44	303NK46060	3NK46060	WIRE PH TANK SW				1		
45	303NK46010	3NK46010	WIRE PH IF				1		

• Parts with a Ref.No. of 500 and above in the illustration indicate they are not selected for service parts.

• イラスト中で 500 番台の Ref 番号が付いている部品はサービスパーツに選定されていません。

FIG. 2 PH-7A

3NK-4

Ref. No. 番号	Part.No. 部品番号	Alternative. 代替部品番号	Description 部品名称	Notes 備考	Revision 改訂	Quantity 個数			
						100(日本)	120	230	240
46	303NK31010	3NK31010	MOUNT PUNCH MOVING MOTOR				1		
47	2C904550	2C904550	CUT WASHER 5				1		
48	7YZM210005++H01	YZ037990	ACCESS.EDGING				1		
49	303NK46090	3NK46090	WIRE PH MOT 2		4:Part No.-chg.		1		
50	303H402040	3H402040	GROUND PLATE TANK				1		
51	303H402050	3H402050	FILM GROUND PLATE				1		
52	7YZM610017++H01	YZ049360	ACCESS.SADDLE				1		
53	7YZM610023++H01	YZ128180	ACCESS.SADDLE				1		
54	303RW35010	3RW35010	MOUNT DRIVE B		4:Add		1		
55	7YZM420003++H01	YZ052580	ACCESS.BAND		4:Add		1		
101	7BB200308H	BB105660	+BIND T.T P SCREW 3X8						
102	7BB700308H	BB105600	+BIND T.T S SCREW 3X8 SR						
103	7BB607306H	BB105770	+TP-CUP M SCREW 3X6 R						
104	7BB700408H	BB105640	+BIND T.T S SCREW 4X8 SR						
105	E0130240	E0130240	SPRING PIN 3X24(SUS)						
106	7BB007305H	BB107020	+TP-CUP M SCREW 3X5						

• Parts with a Ref.No. of 500 and above in the illustration indicate they are not selected for service parts.

• イラスト中で 500 番台の Ref 番号が付いている部品はサービスパーツに選定されていません。

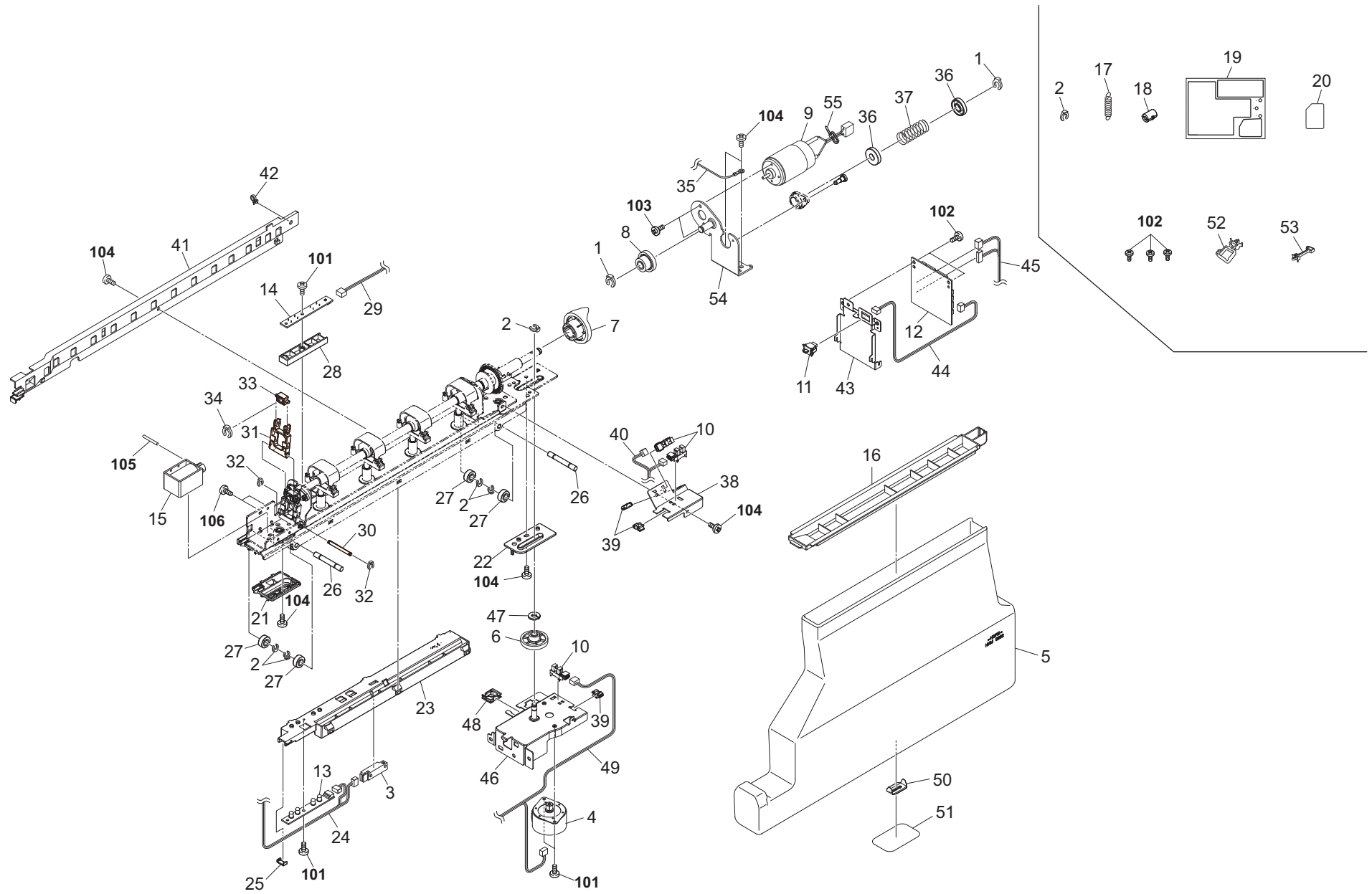


FIG. 3 PH-7C

3NK-4

Ref. No. 番号	Part.No. 部品番号	Alternative. 代替部品番号	Description 部品名称	Notes 備考	Revision 改訂	Quantity 個数			
						100(日本)	120	230	240
1	2BC06910	2BC06910	STOPPER 6					2	2
2	2BC06980	2BC06980	STOPPER 5					6	6
3	303H327500	3H327500	SENSOR FEED B					1	1
4	303NB94040	3NB94040	PARTS MOTOR-PM MOVING SP					1	1
5	303NK02010	3NK02010	TANK DISPOSAL					1	1
6	303NK31020	3NK31020	GEAR Z63R-Z24S					1	1
7	3H416110	3H416110	GEAR 40 CAM DRIVE					1	1
8	3H416120	3H416120	GEAR 16-51 IDLE					1	1
9	303PW94020	3PW94020	PARTS MOTOR PUNCH SP		4:Part No.-chg.			1	1
10	303M894260	3M894260	PARTS SENSOR OPT SP					3	3
11	7SP01000006+H01	SP121020	SW,PUSH					1	1
12	303NK94012	3NK94012	PARTS PWB PUNCH ASSY SP		4:Design-chg.			1	1
13	303NK94020	3NK94020	PARTS PWB SENSOR A ASSY SP					1	1
14	303NK94030	3NK94030	PARTS PWB SENSOR B ASSY SP					1	1
15	3H427060	3H427060	SOLENOID PUNCH					1	1
16	303NK02020	3NK02020	GUIDE DISPOSAL TANK					1	1
17	303NK02070	3NK02070	SPRING PUNCH					1	1
18	M70CA010	M70CA010	FERRITE CORE,SFT-72SN(TAKEUCHI)					1	1
19	303NK34012	3NK34012	LABEL DISPOSAL TANK					1	1
20	303NK02080	3NK02080	SHEET MOTOR					1	1
21	303NK35080	3NK35080	GUIDE PUNCH FRONT					1	1
22	303NK35090	3NK35090	GUIDE PUNCH REAR					1	1
23	303NK35060	3NK35060	GUIDE WIRE A					1	1
24	303NK46030	3NK46030	WIRE PH UNIT					1	1
25	303LL02330	3LL02330	HOLDER WIRE D					1	1
26	303NK35100	3NK35100	SHAFT PULLEY					2	2
27	302FG07020	2FG07020	PULLEY,CASSETTE RAIL					4	4
28	303NK35070	3NK35070	COVER PAPER DETECTION SENSOR					1	1
29	303NK46040	3NK46040	WIRE PH PTR					1	1
30	3H416170	3H416170	SHAFT SHIFT					1	1
31	3H416080	3H416080	LEVER SHIFT					1	1
32	5MVX111DN007	2BT11070	STOPPER 3 /2BT1107 A4					2	2
33	3H416380	3H416380	COLLAR SHIFT					1	1
34	5MVX111DN003	2A806250	RING STOPPER /A-49 FEED A4					1	1
35	303NK46080	3NK46080	WIRE EARTH					1	1
36	3H416070	3H416070	COLLAR PRESSURE					2	2
37	3H416190	3H416190	SPRING SHIFT					1	1
38	303NK35040	3NK35040	MOUNT PULSE DETECTION					1	1
39	M2104260	M2104260	EDGING,EDS-0607U(KITAGAWA)					3	3
40	303NK46050	3NK46050	WIRE PH PI					1	1
41	303NK35280	3NK35280	GUIDE WIRE B					1	1
42	7YZM410002++H01	YZ042720	ACCESS.BAND					1	1
43	303NK02030	3NK02030	MOUNT PWB					1	1
44	303NK46060	3NK46060	WIRE PH TANK SW					1	1
45	303NK46010	3NK46010	WIRE PH IF					1	1

• Parts with a Ref.No. of 500 and above in the illustration indicate they are not selected for service parts.

• イラスト中で 500 番台の Ref 番号が付いている部品はサービスパーツに選定されていません。

FIG. 3 PH-7C

3NK-4

Ref. No. 番号	Part.No. 部品番号	Alternative. 代替部品番号	Description 部品名称	Notes 備考	Revision 改訂	Quantity 個数			
						100(日本)	120	230	240
46	303NK31010	3NK31010	MOUNT PUNCH MOVING MOTOR					1	1
47	2C904550	2C904550	CUT WASHER 5					1	1
48	7YZM210005++H01	YZ037990	ACCESS.EDGING					1	1
49	303NK46090	3NK46090	WIRE PH MOT 2		4:Part No.-chg.			1	1
50	303H402040	3H402040	GROUND PLATE TANK					1	1
51	303H402050	3H402050	FILM GROUND PLATE					1	1
52	7YZM610017++H01	YZ049360	ACCESS.SADDLE					1	1
53	7YZM610023++H01	YZ128180	ACCESS.SADDLE					1	1
54	303RW35010	3RW35010	MOUNT DRIVE B		4:Add			1	1
55	7YZM420003++H01	YZ052580	ACCESS.BAND		4:Add			1	1
101	7BB200308H	BB105660	+BIND T.T P SCREW 3X8						
102	7BB700308H	BB105600	+BIND T.T S SCREW 3X8 SR						
103	7BB607306H	BB105770	+TP-CUP M SCREW 3X6 R						
104	7BB700408H	BB105640	+BIND T.T S SCREW 4X8 SR						
105	E0130240	E0130240	SPRING PIN 3X24(SUS)						
106	7BB007305H	BB107020	+TP-CUP M SCREW 3X5						

• Parts with a Ref.No. of 500 and above in the illustration indicate they are not selected for service parts.

・イラスト中で 500 番の Ref 番号が付いている部品はサービスパーツに選定されていません。

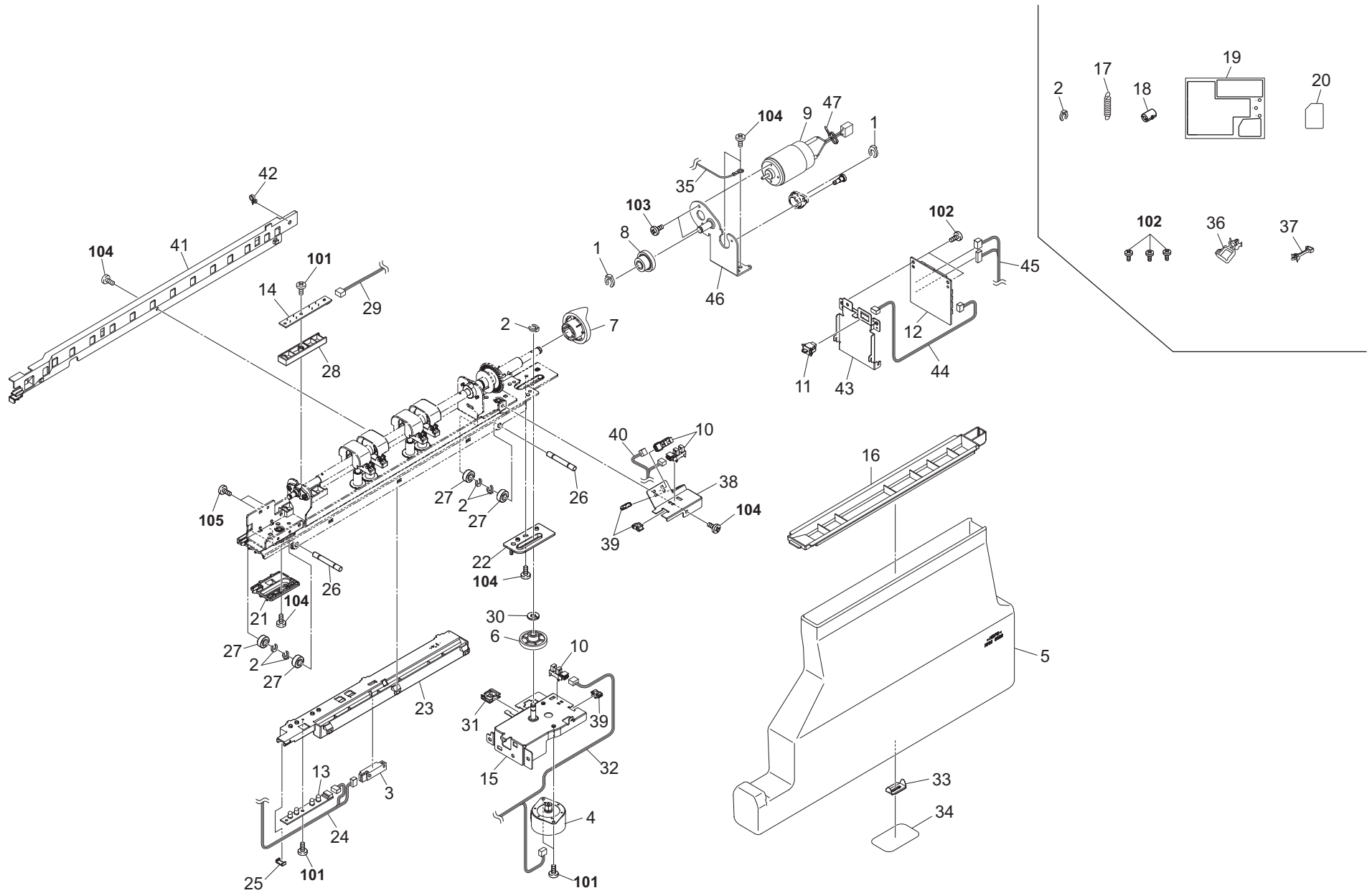


FIG. 4 PH-7D

3NK-4

Ref. No. 番号	Part.No. 部品番号	Alternative. 代替部品番号	Description 部品名称	Notes 備考	Revision 改訂	Quantity 個数			
						100(日本)	120	230	240
1	2BC06910	2BC06910	STOPPER 6					2	
2	2BC06980	2BC06980	STOPPER 5					6	
3	303H327500	3H327500	SENSOR FEED B					1	
4	303NB94040	3NB94040	PARTS MOTOR-PM MOVING SP					1	
5	303NK02010	3NK02010	TANK DISPOSAL					1	
6	303NK31020	3NK31020	GEAR Z63R-Z24S					1	
7	3H416110	3H416110	GEAR 40 CAM DRIVE					1	
8	3H416120	3H416120	GEAR 16-51 IDLE					1	
9	303PW94020	3PW94020	PARTS MOTOR PUNCH SP		4:Part No.-chg.			1	
10	303M894260	3M894260	PARTS SENSOR OPT SP					3	
11	7SP01000006+H01	SP121020	SW,PUSH					1	
12	303NK94012	3NK94012	PARTS PWB PUNCH ASSY SP		4:Design-chg.			1	
13	303NK94020	3NK94020	PARTS PWB SENSOR A ASSY SP					1	
14	303NK94030	3NK94030	PARTS PWB SENSOR B ASSY SP					1	
15	303NK31010	3NK31010	MOUNT PUNCH MOVING MOTOR					1	
16	303NK02020	3NK02020	GUIDE DISPOSAL TANK					1	
17	303NK02070	3NK02070	SPRING PUNCH					1	
18	M70CA010	M70CA010	FERRITE CORE,SFT-72SN(TAKEUCHI)					1	
19	303NK34012	3NK34012	LABEL DISPOSAL TANK					1	
20	303NK02080	3NK02080	SHEET MOTOR					1	
21	303NK35080	3NK35080	GUIDE PUNCH FRONT					1	
22	303NK35090	3NK35090	GUIDE PUNCH REAR					1	
23	303NK35060	3NK35060	GUIDE WIRE A					1	
24	303NK46070	3NK46070	WIRE PH UNIT J					1	
25	303LL02330	3LL02330	HOLDER WIRE D					1	
26	303NK35100	3NK35100	SHAFT PULLEY					2	
27	302FG07020	2FG07020	PULLEY,CASSETTE RAIL					4	
28	303NK35070	3NK35070	COVER PAPER DETECTION SENSOR					1	
29	303NK46040	3NK46040	WIRE PH PTR					1	
30	2C904550	2C904550	CUT WASHER 5					1	
31	7YZM210005++H01	YZ037990	ACCESS.EDGING					1	
32	303NK46090	3NK46090	WIRE PH MOT 2		4:Part No.-chg.			1	
33	303H402040	3H402040	GROUND PLATE TANK					1	
34	303H402050	3H402050	FILM GROUND PLATE					1	
35	303NK46080	3NK46080	WIRE EARTH					1	
36	7YZM610017++H01	YZ049360	ACCESS.SADDLE					1	
37	7YZM610023++H01	YZ128180	ACCESS.SADDLE					1	
38	303NK35040	3NK35040	MOUNT PULSE DETECTION					1	
39	M2104260	M2104260	EDGING,EDS-0607U(KITAGAWA)					3	
40	303NK46050	3NK46050	WIRE PH PI					1	
41	303NK35280	3NK35280	GUIDE WIRE B					1	
42	7YZM410002++H01	YZ042720	ACCESS.BAND					1	
43	303NK02030	3NK02030	MOUNT PWB					1	
44	303NK46060	3NK46060	WIRE PH TANK SW					1	
45	303NK46010	3NK46010	WIRE PH IF					1	
46	303RW35010	3RW35010	MOUNT DRIVE B		4:Add			1	
47	7YZM420003++H01	YZ052580	ACCESS.BAND		4:Add			1	

• Parts with a Ref.No. of 500 and above in the illustration indicate they are not selected for service parts.

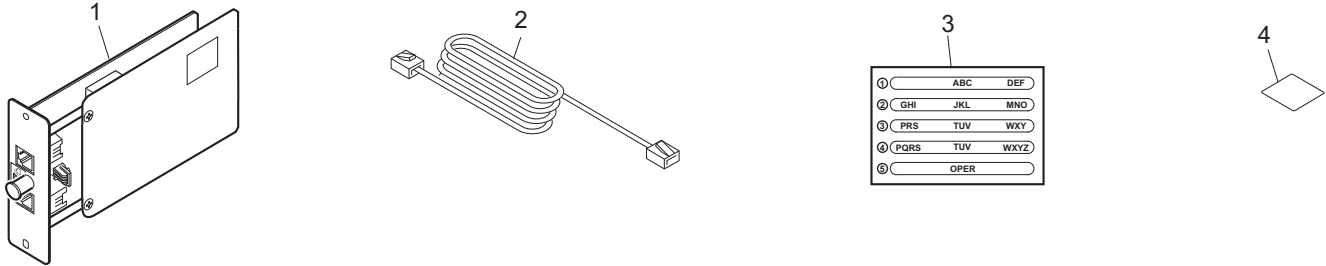
• イラスト中で 500 番の Ref 番号が付いている部品はサービスパーツに選定されていません。

FAX System 12

Rev.2
November 2016

—— CONTENTS / 目次 ——

FIG. 1 FAX System 12 2



KYOCERA Document Solutions America, Inc.**Headquarters**

225 Sand Road,
Fairfield, New Jersey 07004-0008, USA
Phone: +1-973-808-8444
Fax: +1-973-882-6000

Latin America

8240 NW 52nd Terrace Dawson Building, Suite 100
Miami, Florida 33166, USA
Phone: +1-305-421-6640
Fax: +1-305-421-6666

KYOCERA Document Solutions Canada, Ltd.

6120 Kestrel Rd., Mississauga, ON L5T 1S8,
Canada
Phone: +1-905-670-4425
Fax: +1-905-670-8116

KYOCERA Document Solutions**Mexico, S.A. de C.V.**

Calle Arquimedes No. 130, 4 Piso, Colonia Polanco
Chapultepec, Delegacion Miguel Hidalgo,
Distrito Federal, C.P. 11560, México
Phone: +52-555-383-2741
Fax: +52-555-383-7804

KYOCERA Document Solutions Brazil, Ltda.

Alameda África, 545, Pólo Empresarial Consbrás,
Tamboré, Santana de Parnaíba, State of São Paulo,
CEP 06543-306, Brazil
Phone: +55-11-2424-5353
Fax: +55-11-2424-5304

KYOCERA Document Solutions Chile SpA

Jose Ananias 505, Macul. Santiago, Chile
Phone: +562-2350-7000
Fax: +562-2350-7150

KYOCERA Document Solutions**Australia Pty. Ltd.**

Level 3, 6-10 Talavera Road North Ryde N.S.W, 2113,
Australia
Phone: +61-2-9888-9999
Fax: +61-2-9888-9588

KYOCERA Document Solutions**New Zealand Ltd.**

Ground Floor, 19 Byron Avenue, Takapuna, Auckland,
New Zealand
Phone: +64-9-415-4517
Fax: +64-9-415-4597

KYOCERA Document Solutions Asia Limited

13/F., Mita Centre, 552-566, Castle Peak Road Tsuen
Wan, New Territories, Hong Kong
Phone: +852-2496-5678
Fax: +852-2610-2063

KYOCERA Document Solutions**(China) Corporation**

8F, No. 288 Nanjing Road West, Huangpu District,
Shanghai, 200003, China
Phone: +86-21-5301-1777
Fax: +86-21-5302-8300

KYOCERA Document Solutions**(Thailand) Corp., Ltd.**

335 Ratchadapisek Road, Wongsawang, Bangsue,
Bangkok 10800,
Thailand
Phone: +66-2-586-0333
Fax: +66-2-586-0278

KYOCERA Document Solutions**Singapore Pte. Ltd.**

12 Tai Seng Street #04-01A,
Luxasia Building, Singapore 534118
Phone: +65-6741-8733
Fax: +65-6748-3788

KYOCERA Document Solutions**Hong Kong Limited**

16/F., Mita Centre, 552-566, Castle Peak Road Tsuen
Wan, New Territories, Hong Kong
Phone: +852-3582-4000
Fax: +852-3185-1399

KYOCERA Document Solutions**Taiwan Corporation**

6F., No.37, Sec. 3, Minquan E. Rd.,
Zhongshan Dist., Taipei 104, Taiwan R.O.C.
Phone: +886-2-2507-6709
Fax: +886-2-2507-8432

KYOCERA Document Solutions Korea Co., Ltd.

#10F Daewoo Foundation Bldg 18, Toegye-ro, Jung-gu,
Seoul, Korea
Phone: +822-6933-4050
Fax: +822-747-0084

KYOCERA Document Solutions**India Private Limited**

Second Floor, Centrum Plaza, Golf Course Road,
Sector-53, Gurgaon, Haryana 122002, India
Phone: +91-0124-4671000
Fax: +91-0124-4671001

KYOCERA Document Solutions Europe B.V.

Bloemlaan 4, 2132 NP Hoofddorp,
The Netherlands
Phone: +31-20-654-0000
Fax: +31-20-653-1256

KYOCERA Document Solutions Nederland B.V.

Beechavenue 25, 1119 RA Schiphol-Rijk,
The Netherlands
Phone: +31-20-5877200
Fax: +31-20-5877260

KYOCERA Document Solutions (U.K.) Limited

Eldon Court, 75-77 London Road,
Reading, Berkshire RG1 5BS,
United Kingdom
Phone: +44-118-931-1500
Fax: +44-118-931-1108

KYOCERA Document Solutions Italia S.p.A.

Via Monfalcone 15, 20132, Milano, Italy,
Phone: +39-02-921791
Fax: +39-02-92179-600

KYOCERA Document Solutions Belgium N.V.

Sint-Martinusweg 199-201 1930 Zaventem,
Belgium
Phone: +32-2-7209270
Fax: +32-2-7208748

KYOCERA Document Solutions France S.A.S.

Espace Technologique de St Aubin
Route de l'Orme 91195 Gif-sur-Yvette CEDEX,
France
Phone: +33-1-69852600
Fax: +33-1-69853409

KYOCERA Document Solutions Espana, S.A.

Edificio Kyocera, Avda. de Manacor No.2,
28290 Las Matas (Madrid), Spain
Phone: +34-91-6318392
Fax: +34-91-6318219

KYOCERA Document Solutions Finland Oy

Atomitie 5C, 00370 Helsinki,
Finland
Phone: +358-9-47805200
Fax: +358-9-47805212

**KYOCERA Document Solutions
Europe B.V., Amsterdam (NL) Zürich Branch**

Hohlstrasse 614, 8048 Zürich,
Switzerland
Phone: +41-44-9084949
Fax: +41-44-9084950

**KYOCERA Bilgitas Document Solutions
Turkey A.S.**

Gülbahar Mahallesi Otello Kamil Sk. No:6 Mecidiyeköy
34394 Şişli İstanbul, Turkey
Phone: +90-212-356-7000
Fax: +90-212-356-6725

**KYOCERA Document Solutions
Deutschland GmbH**

Otto-Hahn-Strasse 12, 40670 Meerbusch,
Germany
Phone: +49-2159-9180
Fax: +49-2159-918100

KYOCERA Document Solutions Austria GmbH

Wienerbergstraße 11, Turm A, 18. OG, 1100 Wien,
Austria
Phone: +43-1-863380
Fax: +43-1-86338-400

KYOCERA Document Solutions Nordic AB

Esbogatan 16B 164 75 Kista, Sweden
Phone: +46-8-546-550-00
Fax: +46-8-546-550-10

京セラドキュメントソリューションズ株式会社
京セラドキュメントソリューションズジャパン株式会社

 **KYOCERA** は京セラ株式会社の登録商標です。

KYOCERA Document Solutions Norge Nuf

Olaf Helsetsv. 6, 0619 Oslo, Norway
Phone: +47-22-62-73-00
Fax: +47-22-62-72-00

KYOCERA Document Solutions Danmark A/S

Ejby Industrivej 60, DK-2600 Glostrup,
Denmark
Phone: +45-70223880
Fax: +45-45765850

KYOCERA Document Solutions Portugal Lda.

Rua do Centro Cultural, 41 (Alvalade) 1700-106 Lisboa,
Portugal
Phone: +351-21-843-6780
Fax: +351-21-849-3312

**KYOCERA Document Solutions
South Africa (Pty) Ltd.**

KYOCERA House, Hertford Office Park,
90 Bekker Road (Cnr. Allandale), Midrand, South Africa
Phone: +27-11-540-2600
Fax: +27-11-466-3050

KYOCERA Document Solutions Russia LLC.

Building 2, 51/4, Schepkina St., 129110, Moscow,
Russia
Phone: +7(495)741-0004
Fax: +7(495)741-0018

KYOCERA Document Solutions Middle East

Dubai Internet City, Bldg. 17,
Office 157 P.O. Box 500817, Dubai,
United Arab Emirates
Phone: +971-04-433-0412

KYOCERA Document Solutions Inc.

2-28, 1-chome, Tamatsukuri, Chuo-ku
Osaka 540-8585, Japan
Phone: +81-6-6764-3555
<http://www.kyoceradocumentsolutions.com>